



AGENDA

Special City Council Meeting

and Successor Agency to the Former
Redevelopment Agency

Tuesday, December 15, 2020, 5:30 p.m.

Via Zoom Webinar

www.cityofwasco.org

IMPORTANT NOTICE REGARDING DECEMBER 15, 2020 SPECIAL COUNCIL MEETING

This meeting is being conducted utilizing teleconferencing and electronic means consistent with Executive Order N-29-20, Issued by Governor Gavin Newsom on March 17, 2020, and, to the extent applicable, Government Code Section 54953(b) in-person participation by the public will not be permitted. No physical location from which the public may observe the meeting will be available. Remote public participation is allowed in the following ways via Zoom Webinar; please see the instruction below:

Listen to the meeting live via zoom

Member of the public may participate in the meeting by joining the Zoom Webinar via PC, Mac, iPad, iPhone, or Android device using the URL:

<https://us02web.zoom.us/j/88426962532>

Listen to the meeting live via telephone

The public may participate via phone only (without a computer/ smart device) by dialing the below numbers:

Dial Number: 1-669-900-9128

Meeting ID: **884 2696 2532**

ALL PARTICIPANTS WILL BE MUTED AUTOMATICALLY UPON ENTERING THE MEETING. THE CITY CLERK WILL UNMUTE THOSE WHO WISH TO SPEAK AT APPROPRIATE TIME. PLEASE KEEP YOURSELF ON MUTE WHEN NOT SPEAKING. SPEAKERS ARE LIMITED TO TWO (2) MINUTES.

Verbal Participation using Zoom

Please use the "Raise Hand" button to request to speak. Raised hands will only be acknowledged during the Public Hearing and Public Comment sections of the agenda and when the Meeting's presiding officer requests public comments.

Verbal Participation over the phone

Please dial *9 to "raise your hand" to request to speak. Raised hands will only be acknowledged during the Public Hearing and Public Comment sections of the agenda and when the Meeting's presiding officer requests public comments. Please be advised you will be called on by the phone number you are calling from.

Submitting written comments:

You can also submit your comments via email to cityclerk@cityofwasco.org; such email comments must be identified by adding the Agenda Item Number in the email's subject line. Every effort will be made to read your comment into the record; however, they are limited to two (2) minutes. If a comment is received after the agenda item is heard but before the meeting is adjourned, the comment will still be included as a part of the record of the meeting but will not be read into the record.

American Disability Act Accommodations:

Meetings are accessible to people with disabilities. Requests in advance of the meeting will enable the City to make reasonable arrangements to ensure accessibility to this meeting and its materials. Individuals who need special assistance or a disability-related modification or accommodation to participate in this meeting or who have a disability and wish to request an alternative format for the meeting materials should contact the City Clerk at cityclerk@cityofwasco.org or call 661-758-7203. Every attempt will be made to swiftly address each request. (28 CFR 35.102–35.104 ADA Title II)

Submitting written comments:

You can also submit your comments via email to cityclerk@cityofwasco.org; such email comments must be identified by adding the Agenda Item Number in the email's subject line. Every effort will be made to read your comment into the record; however, they are limited to two (2) minutes. If a comment is received after the agenda item is heard but before the meeting is adjourned, the comment will still be included as a part of the record of the meeting but will not be read into the record.

American Disability Act Accommodations:

Meetings are accessible to people with disabilities. Requests in advance of the meeting will enable the City to make reasonable arrangements to ensure accessibility to this meeting and its materials. Individuals who need special assistance or a disability-related modification or accommodation to participate in this meeting or who have a disability and wish to request an alternative format for the meeting materials should contact the City Clerk at cityclerk@cityofwasco.org or call 661-758-7203. Every attempt will be made to swiftly address each request. (28 CFR 35.102–35.104 ADA Title II)

SPECIAL MEETING – 5:30 p.m.

- 1) **CALL TO ORDER:** Mayor Cortez
- 2) **FLAG SALUTE:** Mayor Cortez
- 3) **INVOCATION:** Westside Fellowship Church, Matt Maldonado
- 4) **ROLL CALL:** Mayor Cortez, Mayor Pro Tem Espitia, Council Members: Garcia, Pallares, Reyna
- 5) Adopt A Resolution reciting the facts of the General Municipal Election held on November 3, 2020, declaring the results and such other matters provided by law. (Ortiz Hernandez)
- 6) **Council Member Statement**
- 7) **Presentation of Plaques**
- 8) **Oath of Office/Certification of Election**
- 9) **New Council Member Statements**
- 10) **Nomination and Appointment of Mayor and Mayor Pro- Tempore**
- 11) **ADJOURNMENT:**
This is to certify that this agenda was posted at Wasco City Hall on December 12, 2020.
The agenda is also available on the City website at www.cityofwasco.org

Maria O. Martinez, City Clerk

*All agenda item supporting documentation is available for public review in the city website www.cityofwasco.org and the office of the City Clerk of the City of Wasco, 746 8th Street, Wasco, CA 93280 during regular business hours, 7:30 a.m. – 5:00 p.m. Monday through Thursday and 8–5 p.m. Friday (closed alternate Friday's), following the posting of the agenda. Any supporting documentation related to an agenda item for an open session of any regular meeting that is distributed after the agenda is posted and prior to the meeting will also be available for review at the same location and available at the meeting. **Please remember to turn off all cell phones, pagers, or electronic devices during Council meetings.***

The City of Wasco does not discriminate on the basis of disability in the access to, provision of, or employment in its programs and activities pursuant to 29 United States Code Section 12132 and California Civil Code Section 54. Information regarding the rights provided under the Americans with Disabilities Act (ADA) may be obtained from the City Clerk's Office.

If you need special assistance to participate in this meeting, please contact the City Clerk's Office at (661) 758-7215 to make reasonable arrangements to ensure accessibility to this meeting. Telephone (661) 758-7215 Requests for assistance should be made at least two (2) days in advance whenever possible.



STAFF REPORT

CITY OF WASCO

TO: Honorable Mayor and Council Members

FROM: Daniel Ortiz-Hernandez, City Manager
Maria O. Martinez, City Clerk

DATE: December 15, 2020

SUBJECT: Adopt a Resolution Reciting the Fact of the General Municipal Election held in the City of Wasco on November 3, 2020, Declaring the Results and Such Other Matters as Provided by the Law.

Recommendation:

Staff recommends adopting a Resolution reciting the fact of the General Municipal Election held in the City of Wasco on November 3, 2020, declaring the results and such other matters as provided by law.

Discussion:

The City of Wasco held its General Municipal Election on November 3, 2020, to file three (3) full-term City Council member seats for Districts 2, 4, and 5. For all purposes, the Election was conducted in accordance with the Elections Code of the State of California. In addition to reciting facts related to the canvass of returns and certification of results, the attached Resolution formalizes the process of declaring the results of the aforementioned Election pursuant to Elections Code Section 10263, 10264, and 10265.

It is therefore recommended the City Council adopt the above-referenced Resolution, direct the City Clerk to administer the Oath of Office to the newly-elected City Council members and present the Certificates of Election, recognize outgoing officers and reorganize the City Council accordingly

After the approval of this Resolution, the City Clerk will swear in the newly elected Council Members to a four (4) year term:

Vincent Martinez – District 2
Teofilo Cortez Jr. – District 4
Alexandro Garcia – District 5

Fiscal Impact:

The Election's actual cost will be determined upon receipt of the final invoice from the Kern County Registrar of the Voters.

Attachments:

1. Resolution

RESOLUTION NO. 2020 - _____

A RESOLUTION OF THE CITY COUNCIL OF THE CITY OF WASCO RECITING THE FACT OF THE GENERAL MUNICIPAL ELECTION HELD IN THE CITY OF WASCO ON NOVEMBER 3, 2020, DECLARING THE RESULTS AND SUCH OTHER MATTERS AS PROVIDED BY THE LAW.

WHEREAS, a General Municipal Election was held and conducted in the City of Wasco, California on Tuesday, November 3, 2020, as required by law; and,

WHEREAS, notice of election was duly and regularly given time, form, and manner, as provided by law; that voting precincts were properly established; that election officers were appointed and that in all respects the election was held and conducted and the votes were cast, received and canvasses and the returns made and declared in time, form and manner as required by the provisions of the Elections Code of the State of California, for the holding of elections in general law cities; and,

WHEREAS, the Clerk of Kern County canvassed the returns of the election and has certified to this City Council, the results received, attached, and made part hereof as "Exhibit A."

NOW THEREFORE BE IT RESOLVED, THE CITY COUNCIL OF THE CITY OF WASCO DOES RESOLVE, DECLARE, DETERMINE, AND ORDER AS FOLLOWS:

SECTION 1: That the whole number of votes cast in the City of Wasco was 5,090 total votes.

SECTION 2: That the names of the persons voted for at the election for Member of the Wasco City Council were as follows:

District 2:

John Kim
Vincent Martinez
Florirene Olvera
David Ward

District: 4

Teofilo Cortez Jr.
Eddie Saldana

District: 5

Alexandro Garcia

SECTION 3: That the number of votes given at each precinct and the number of votes given in the City to each of such persons above named for the respective offices for which the persons were candidates are listed in "Exhibit A" attached hereto.

SECTION 4: The City Council does declare and determine that:

Vincent Martinez was elected as a Member of the City Council of the City of Wasco for District 2 to serve a full term of four (4) years.

Teofilo Cortez, Jr., was elected as a Member of the City Council of the City of Wasco for District 4 to serve a full term of four (4) years.

Alexandro Garcia was elected as a Member of the City Council of the City of Wasco for District 5 to serve a full term of four (4) years.

SECTION 5: The City Clerk shall enter into the record of the City Council of the City of Wasco the election results certified by the County Clerk of Kern County, a statement of the result of the election, showing:

1. The whole number of votes (ballots) cast in the City;
2. The names of the persons voted for;
3. For what office each person was voted for; and
4. The number of votes to each person

SECTION 6: The City Clerk shall provide a certificate of election to each newly elected Councilperson signed by the City Clerk his/her designee; that the City Clerk shall administer the Oath of Office prescribed in the Constitution of the State of California, and shall file a copy in the Office of the City Clerk. Each and all of the persons so elected shall be inducted into the respective office to which they have been elected.

SECTION 7: That the City Clerk of the City of Wasco shall certify to the passage and approval of this resolution and enter it into the book of original resolutions.

-o0o-

I HEREBY CERTIFY that the foregoing Resolution No. 2020 - _____ was passed and adopted by the Council of the City of Wasco at a regular meeting thereof held on December 15, 2020, by the following vote:

COUNCIL MEMBERS:

AYES:

NOES:

ABSTAIN:

ABSENT:

Attest:

TEOFILO CORTEZ JR.
MAYOR of the City of Wasco

MARIA O. MARTINEZ
CITY CLERK and Ex Officio Clerk of
the Council of the City of Wasco



Mary B. Bedard, CPA
Auditor-Controller-County Clerk-Registrar of Voters

KERN COUNTY AUDITOR-CONTROLLER-COUNTY CLERK-ELECTIONS

1115 Truxtun Avenue, 1st and 2nd Floor • Bakersfield, CA 93301-4639

December 1, 2020

Maria Martinez, Deputy City Clerk
City of Wasco
746 8th Street
Wasco, CA 93280

Dear City Clerk:

Enclosed herewith is the County Clerk's Certificate of the Results of the General Election held in the City of Wasco November 3, 2020. To obtain a copy of the Statement of Vote for your City, please visit our website at www.kernvote.com.

Sincerely,

A handwritten signature in black ink that reads "Mary B. Bedard".

Mary B. Bedard, CPA
Auditor-Controller-County Clerk

MBB/lc

Attachments

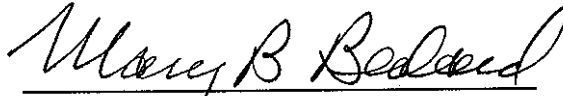
CERTIFICATE OF COUNTY CLERK AS TO RESULT OF THE CANVASS
OF THE GENERAL ELECTION
HELD NOVEMBER 3, 2020

STATE OF CALIFORNIA }
COUNTY OF KERN } ss

I, MARY B. BEDARD, Auditor-Controller-County Clerk, County of Kern, State of California, HEREBY CERTIFY that I have canvassed the returns of the votes cast at the GENERAL ELECTION held on November 3, 2020 and that the whole number of votes cast for and against each candidate and the whole number of votes cast for and against each measure, as posted and on file, are full, true and correct.

IN WITNESS WHEREOF I do hereby set my hand and the Official Seal of the County of Kern this 1st day of December 2020.




MARY B. BEDARD
Auditor-Controller-County Clerk
County of Kern
State of California

KERN COUNTY ELECTION RESULTS

November 3, 2020 Presidential General Election

Official Final Results as of 11/30/2020 3:15:51 PM

City of Wasco Council District 2 - Vote For 1

Completed Precincts: 2 of 2

	VOTE COUNT	PERCENTAGE
VINCENT MARTINEZ	414	35.48%
WILLIAM DAVID WARD	376	32.22%
FLORIRENE OLVERA	220	18.85%
JOHN KIM	157	13.45%

City of Wasco Council District 4 - Vote For 1

Completed Precincts: 1 of 1

	VOTE COUNT	PERCENTAGE
TILO CORTEZ JR.	435	50.06%
EDDIE SALDAÑA	434	49.94%

City of Wasco Council District 5 - Vote For 1

Completed Precincts: 2 of 2

	VOTE COUNT	PERCENTAGE
ALEX GARCIA	764	100.00%

10 of 3301

Mojave Air & Space Port Director - Vote For 3

STATEMENT OF VOTES CAST

**GENERAL ELECTION
NOVEMBER 3, 2020**



**MARY B. BEDARD, CPA
AUDITOR-CONTROLLER-COUNTY CLERK
KERN COUNTY, CALIFORNIA**

INDEX

Final Summary	i	1-8
Clerk's Certificate Result of Canvass	ii	1
Clerk's Certificate for Judicial Office	iii	1
HAVA Certificate	iv	1
Voter Registration by SOS District	Exhibit A	1
District Registration by Party	Exhibit B	1-5
List of Polling Sites with Voting Precincts	Exhibit C	1-29
Cross Reference Voting Precinct Order	Exhibit D	1-29
Cross Reference Regular Precinct Order	Exhibit E	1-25
Turnout by Major Districts	Exhibit F	1-643
Turnout		1-100

PARTISAN OFFICES

President	101-451
-----------	---------

VOTER NOMINATED OFFICES

U.S. Representative - 21 st Congressional District	452-489
U.S. Representative - 23 rd Congressional District	490-568
Member of the State Assembly - 26 th District	569-573
Member of the State Assembly - 32 nd District	574-611
Member of the State Assembly - 34 th District	612-681
Member of the State Assembly - 36 th District	682-687

NONPARTISAN OFFICES

SCHOOL	
Board of Education - Board Member #5	688-703
Kern Community College - Board Member #6	704-727
Delano Jt Union High Board Member	728-735
Kern High School Board Member #2	736-749
Kern High School Board Member #3	750-775
Taft Union High School Board Member	776-781
Wasco Union High Board Member	782-789
Maricopa Unified School Board Member	790-793
McFarland Unified Board Member	794-797
Mojave Unified School Board Member	798-803
Sierra Sands Unified Board Member - Full Term	804-813
Southern Kern Unified Board Member - Full Term	814-821
Tehachapi Unified - Area 1 Seat A	822-827
Tehachapi Unified - Area 3 Seat F	828-830
Arvin Union School Board Member - Full Term	831-838

Beardsley School Board Member	839-844
Delano Union School Board Member	845-852
Fairfax School Board Member	853-860
Lamont School Board Member	861-866
Maple School Board Member	867
McKittrick School Board Member	868-869
Midway School Board Member	870
Norris School Board Member	871-880
Panama-Buena Vista Union Board Member #2	881-900
Richland School Board Member #3	901
Rio Bravo-Greeley Union Board Member - Full Term	902-907
Rosedale Union School Board Member - Short Term	908-921
Bakersfield City School Board Member #1 - Full Term	922-928
Bakersfield City School Board Member #3 - Full Term	929-933
Bakersfield City School Board Member #4 - Short Term	934-943
Bakersfield City School Board Member #5 - Full Term	944-955
CITY	
City of Arvin Mayor	956-957
City of Arvin Councilmember	958-959
City of Bakersfield Ward 1 - Short Term	960-967
City of Bakersfield Ward 2	968-974
City of Bakersfield Ward 5	975-981
City of Bakersfield Ward 6	982-993
City of California City Mayor - 2 Year Term	994-997
City of California City Councilmember - Full Term	998-1001
City of California City Councilmember - Short Term	1002-1005
City of Delano Councilmember	1006-1011
City of Maricopa Councilmember	1012-1013
City of Maricopa City Clerk	1014
City of McFarland Councilmember - Full Term	1015-1016
City of McFarland Councilmember - Short Term	1017
City of Ridgecrest Mayor - 2 Year Term	1018-1023
City of Ridgecrest Councilmember	1024-1029
City of Shafter Councilmember	1030-1035
City of Wasco Council District 2	1036-1037
City of Wasco Council District 4	1038
City of Wasco Council District 5	1039
SPECIAL DISTRICTS	
Mojave Air & Space Port Director	1040-1045

Arvin C.S.D. Director	1046-1049
Bear Valley C.S.D. Director	1050-1053
East Niles C.S.D. Director	1054-1063
Rosamond C.S.D. Director	1064-1067
Kern Valley Healthcare Director - Full Term	1068-1075
Kern Valley Healthcare Director - Short Term	1076-1079
Southwest Healthcare Director	1080-1083
Frazier Park Public Utility Director, Office 3	1084
Lamont Public Utility Director, Office 3	1085-1086
Bear Mt Rec & Park Director	1087-1102
Indian Wells Valley Water Director	1103-1110
Rand Communities Water Director	1111-1112
Tehachapi-Cummings Water Director, Division 4	1113-1118
West Kern Water Director	1119-1126

STATE MEASURES

Proposition 14 - Bonds to Continue Stem Cell Research	1127-1243
Proposition 15 - Property Tax to Fund Schools, Government Services	1244-1360
Proposition 16 - Affirmative Action in Government Decisions	1361-1477
Proposition 17 - Restores Right to Vote After Prison Term	1478-1594
Proposition 18 - 17-year-old Primary Voting Rights	1595-1711
Proposition 19 - Changes Certain Property Tax Rules	1712-1828
Proposition 20 - Parole Restrictions for Certain Offenses	1829-1945
Proposition 21 - Expands Governments' Authority to Rent Control	1946-2062
Proposition 22 - App-Based Drivers and Employee Benefits	2063-2179
Proposition 23 - State Requirements for Kidney Dialysis Clinics	2180-2296
Proposition 24 - Amends Consumer Privacy Laws	2297-2413
Proposition 25 - Eliminates Money Bail System	2414-2530

LOCAL MEASURES

Measure F - Maricopa Unified School District Bond	2531-2533
Measure G - Greenfield Union School District Bond	2534-2541
Measure H - Wasco Union School District Bond	2542-2544

Kern
Kern 2020 General
November 3, 2020
Official Final Results

	Registered Voters	Turnout
Total Registration and Turnout	425,526	309,143
Mail Ballot		22,819
Poll Place		42,238
Vote by Mail		244,086

President		
(694 of 694 precincts reported)		
REP - DONALD J. TRUMP FOR PRESIDENT	164,484	53.88%
DEM - JOSEPH R. BIDEN FOR PRESIDENT	133,366	43.68%
LIB - JO JORGENSEN FOR PRESIDENT	3,942	1.29%
AIP - ROQUE "ROCKY" DE LA FUENTE GUERRA FOR PRESIDENT	1,264	0.41%
PF - GLORIA LA RIVA FOR PRESIDENT	1,096	0.36%
GRN - HOWIE HAWKINS FOR PRESIDENT	1,074	0.35%
BRIAN CARROLL	35	0.01%
MARK CHARLES	20	0.01%
JESSE VENTURA	9	0.00%
BROCK PIERCE	2	0.00%
JOSEPH KISHORE	0	0.00%
Total	305,292	

U.S. Representative 21st Cd		
(225 of 225 precincts reported)		
DEM - TJ COX	36,653	58.44%
REP - DAVID G. VALADAO	26,061	41.56%
Total	62,714	

U.S. Representative 23rd Cd		
(469 of 469 precincts reported)		
REP - KEVIN MCCARTHY	154,218	64.04%
DEM - KIM MANGONE	86,586	35.96%
Total	240,804	

Member of the Assembly 26th District		
(22 of 22 precincts reported)		
REP - DEVON MATHIS	4,964	67.68%
DEM - DREW PHELPS	2,370	32.32%
Total	7,334	

Member of the Assembly 32nd District		
(224 of 224 precincts reported)		
DEM - RUDY SALAS	44,198	70.69%
REP - TODD COTTA	18,329	29.31%
Total	62,527	

Member of the Assembly 34th District		
(415 of 415 precincts reported)		
REP - VINCE FONG	146,611	68.09%
DEM - JULIE SOLIS	68,716	31.91%
Total	215,327	

Member of the Assembly 36th District		
(33 of 33 precincts reported)		
REP - TOM LACKEY	10,157	67.03%
DEM - STEVE FOX	4,996	32.97%
Total	15,153	

Board Of Education, #5 Board Member		
(93 of 93 precincts reported)		
PAULA E. BRAY	16,860	61.01%
WILLIAM F. BARNES	10,775	38.99%
Total	27,635	

Kern Comm College #6 Board Member		
(140 of 140 precincts reported)		
YOVANI JIMENEZ	17,512	54.26%
JACK LAVERS	14,764	45.74%
Total	32,276	

Delano Jt Union High Board Member		
Vote For 2		
(20 of 20 precincts reported)		
ARNOLD W. MORRISON	7,600	50.19%
RAY ARVIZU	3,981	26.29%
JESUS M. CARDENAS	3,560	23.51%
Total	15,141	

Kern High School # 2 Board Member		
(78 of 78 precincts reported)		
JEFF FLORES	16,692	66.58%
M. DAYLE RECORD	8,379	33.42%
Total	25,071	

Kern High School # 3 Board Member		
(151 of 151 precincts reported)		
DAVID F. MANRIQUEZ	16,970	55.58%
JOEY O'CONNELL	13,563	44.42%
Total	30,533	

Kern
Kern 2020 General
November 3, 2020
Official Final Results

Taft Union High School Board Member

Vote For 2		
(15 of 15 precincts reported)		
JOHN KOPP	2,482	31.01%
JEREMY GEORGE HARMER	2,113	26.40%
RODNEY WIKOFF	1,898	23.72%
CURTIS A. WALCHOCK	1,510	18.87%
Total	8,003	

Wasco Union High Board Member

Vote For 2		
(17 of 17 precincts reported)		
JOHN STEWARD	3,467	46.62%
SHARON NICOL	2,426	32.63%
JOEL ACKERKNECHT	1,543	20.75%
Total	7,436	

Maricopa Unified School Board Member

Vote For 2		
(4 of 4 precincts reported)		
JANETTE RENE ADAMO	363	41.58%
BREANN HEMANN	272	31.16%
ALBERT CRANFORD	238	27.26%
Total	873	

McFarland Unified Board Member

Vote For 3		
(9 of 9 precincts reported)		
ELISEO GARZA	1,270	22.70%
DAVID G. DIAZ	1,102	19.70%
L. ANGEL TURRUBIATES	1,098	19.62%
TIM GONZALES	1,093	19.54%
ISAAC A. GARZA	1,032	18.45%
Total	5,595	

Mojave Unified School Board Member

Vote For 2		
(15 of 15 precincts reported)		
LARRY M. ADAMS	2,332	26.94%
BRANDON A. TATE	1,931	22.31%
CAROLINDA MARIE FLEMING	1,608	18.58%
TONJA "TONI" EVANS	1,473	17.02%
REUBEN A. GARCIA	1,311	15.15%
Total	8,655	

Sierra Sands Unified Board Member - Full Term

Vote For 2		
(27 of 27 precincts reported)		
MICHAEL SCOTT	9,387	39.02%
BILL FARRIS	7,606	31.62%
DARRELL E. EDDINS SR	7,065	29.37%
Total	24,058	

Southern Kern Unified Board Member-Full Term

Vote For 2		
(16 of 16 precincts reported)		
ROBERT VINCELETTE	4,352	43.33%
DEWINE L. MOORE JR	2,876	28.64%
CAROL ROBINSON	2,815	28.03%
Total	10,043	

Tehachapi Unified Area 1 Seat A

(11 of 11 precincts reported)		
TYLER NAPIER	1,825	43.62%
PAUL KAMINSKI	1,566	37.43%
LEONARD J. EVANSIC	793	18.95%
Total	4,184	

Tehachapi Unified Area 3 Seat F

(14 of 14 precincts reported)		
TRACY KELLY	3,455	58.32%
DEAN MARKHAM	2,469	41.68%
Total	5,924	

Arvin Union School Board Member-Full Term

Vote For 2		
(20 of 20 precincts reported)		
WENDY GONZALEZ	2,074	46.89%
MONICA FRANETOVICH	1,315	29.73%
RUTH PICHARDO HARRIS	1,034	23.38%
Total	4,423	

Beardsley School Board Member

Vote For 2		
(14 of 14 precincts reported)		
CHARLENE BATTLES	2,624	40.23%
GINA MOJICA RASMUSSEN	2,519	38.62%
DANIEL LITTLE	1,380	21.16%
Total	6,523	

Delano Union School Board Member

Vote For 2		
(18 of 18 precincts reported)		
FRANK HERRERA JR.	5,866	38.74%
SUZANNE VILLARUZ	5,140	33.95%
MARGIE LUQUE FELIX	4,136	27.31%
Total	15,142	

Kern
Kern 2020 General
November 3, 2020
Official Final Results

Fairfax School Board Member

Vote For 2		
(17 of 17 precincts reported)		
VIRGINIA LAWSON	1,743	34.11%
JOSE LUIS TAPIA	925	18.10%
JAVIER G MORENO	895	17.51%
CATHERINE ADAMS-TANGE	554	10.84%
MICHAEL VILLASENOR	546	10.68%
PALMIRA SALINAS	447	8.75%
Total	5,110	

Lamont School Board Member

Vote For 2		
(13 of 13 precincts reported)		
EVELYN VELASQUEZ	1,227	36.89%
ERNESTO "EL CAMPEON" GARAY	1,149	34.55%
MARGIE PEOPLES	950	28.56%
Total	3,326	

Maple School Board Member

(1 of 1 precincts reported)		
RANDY BLOEMHOF	147	76.96%
TY ROGERS	44	23.04%
Total	191	

McKittrick School Board Member

(3 of 3 precincts reported)		
CARL F TWISSELMAN III	25	38.46%
JULIA SAGASER MORRIS	23	35.38%
GEORGE DENNIS MURPHY	17	26.15%
Total	65	

Midway School Board Member

(2 of 2 precincts reported)		
TEENA MARIE SIMMONS	120	74.53%
CHARLES BARBA	41	25.47%
Total	161	

Norris School Board Member

Vote For 2		
(27 of 27 precincts reported)		
JAMES H. BOWLES	9,701	44.01%
SUE DODGIN	9,033	40.98%
MARTIN A. MEJIA	3,307	15.00%
Total	22,041	

Panama-Buena Vista Union Board Member # 2

Vote For 3		
(52 of 52 precincts reported)		
BRYAN EASTER	14,024	20.11%
J.P. LAKE	11,878	17.03%
PAULA VAN AUKEN	11,163	16.01%
ZACK BASHIRTASH	10,615	15.22%
KELLY YOUNGSTROM	10,557	15.14%
TOM WEBSTER	6,333	9.08%
MICHAEL "MIKE" TANN	3,408	4.89%
MUOSADAK ABBAS	1,754	2.52%
Total	69,732	

Richland School Board Member # 3

(1 of 1 precincts reported)		
DEANNA RODRIGUEZ ROOT	394	50.90%
JULIAN ARMANDO CALVILLO	380	49.10%
Total	774	

Rio Bravo-Greeley Union Board Member - Full Term

Vote For 3		
(12 of 12 precincts reported)		
SHELLEY CAUZZA	1,490	31.04%
GORDON WALTER	1,220	25.42%
MICHAEL DIXON	1,054	21.96%
FRANCISCO "CISCO" LICEA	1,036	21.58%
Total	4,800	

Rosedale Union School Board Member-Short Term

(36 of 36 precincts reported)		
LAUREL SHEFFIELD	7,968	32.51%
JOSHUA PORTER	6,054	24.70%
GARY KRAUCYK	3,835	15.65%
DAVID EGGERS	3,077	12.56%
GABE GARCIA	2,156	8.80%
ROSA LARA	1,416	5.78%
Total	24,506	

Bakersfield City School Board Member # 1-Full Term

(34 of 34 precincts reported)		
LILLIAN TAFOYA	9,704	56.77%
MICHAEL B EGGERT	7,391	43.23%
Total	17,095	

Bakersfield City School Board Member # 3-Full Term

(23 of 23 precincts reported)		
CHRIS CRUZ-BOONE	4,844	56.91%
RALPH ANTHONY	3,667	43.09%
Total	8,511	

Kern
Kern 2020 General
November 3, 2020
Official Final Results

Bakersfield City School Board Member # 4-Short Term

(25 of 25 precincts reported)		
LAURA GUERRERO-SALGADO	2,948	51.19%
MIGUEL JUAREZ SR.	1,687	29.29%
BENNY VALDEZ, JR	1,116	19.38%
JOHNNY A. ALDANA III	8	0.14%
Total	5,759	

Bakersfield City School Board Member # 5-Full Term

(32 of 32 precincts reported)		
SHANNON ZIMMERMAN	3,287	36.58%
BROOKE MICHELE MALLEY AULT	2,364	26.30%
IAN JOURNEY	1,385	15.41%
BETHANY BACHMAN	1,004	11.17%
JOHNITTA CLEMONS	947	10.54%
Total	8,987	

City of Arvin Mayor

(5 of 5 precincts reported)		
OLIVIA TRUJILLO	1,741	55.46%
JOSE GURROLA	1,398	44.54%
Total	3,139	

City of Arvin Councilmember

(5 of 5 precincts reported)		
DANIEL "NANO" BORRELI, JR.	2,756	100.00%
Total	2,756	

City of Bakersfield Ward 1 - Short Term

(40 of 40 precincts reported)		
ERIC ARIAS	7,669	74.30%
GILBERTO DE LA TORRE	2,653	25.70%
Total	10,322	

City of Bakersfield Ward 2

(39 of 39 precincts reported)		
ANDRAE GONZALES	11,281	100.00%
Total	11,281	

City of Bakersfield Ward 5

(36 of 36 precincts reported)		
BRUCE FREEMAN	20,799	100.00%
Total	20,799	

City of Bakersfield Ward 6

(31 of 31 precincts reported)		
PATTY GRAY	8,700	45.98%
JESSE QUIJADA	5,695	30.10%
GREGORY TATUM	3,744	19.79%
TITUS STEVENS	782	4.13%
Total	18,921	

City of California City Mayor-2 Year Term

(7 of 7 precincts reported)		
JEANIE O'LAUGHLIN	1,621	37.33%
NICHOLAS LESSENEVITCH	1,148	26.44%
DONALD L. PARRIS	594	13.68%
CHUCK MCGUIRE	523	12.05%
SAMUEL A. L. POPE, SR.	456	10.50%
Total	4,342	

City of California City Councilmember - Full Term

Vote For 2		
(7 of 7 precincts reported)		
KAREN MACEDONIO	2,527	41.32%
JAMES "JIM" CREIGHTON	1,958	32.02%
RONALD V. SMITH, JR.	1,630	26.66%
Total	6,115	

City of California City Councilmember - Short Term

(7 of 7 precincts reported)		
KELLY KULIKOFF	1,471	35.28%
KIM D. WELLING	1,364	32.71%
LAMIYA PATRICK	810	19.42%
MARCUS FAIR	525	12.59%
Total	4,170	

City of Delano Councilmember

Vote For 3		
(15 of 15 precincts reported)		
VERONICA VASQUEZ	4,432	20.31%
JOE L. ALINDAJAO	4,067	18.64%
SALVADOR SOLORIO-RUIZ	3,207	14.70%
GRACE VALLEJO	2,942	13.48%
JOE AGUIRRE	2,897	13.27%
JAIME MENDOZA	2,761	12.65%
CARLTON M. LENNON	1,517	6.95%
Total	21,823	

Kern
Kern 2020 General
November 3, 2020
Official Final Results

City of Maricopa Councilmember

Vote For 3		
(1 of 1 precincts reported)		
GARY MOCK	157	20.39%
JOHN N. CRUMP JR.	134	17.40%
RICHARD W. ALBRIGHT	126	16.36%
JOHNNY LEE HORN JR.	126	16.36%
CORY MORSE	115	14.94%
CRYSTAL T. HARRIS	112	14.55%
Total	770	

City of Maricopa City Clerk

(1 of 1 precincts reported)		
WENDY HARRISON	18	51.43%
MICHELLE SPARKS	17	48.57%
Total	35	

City of McFarland Councilmember - Full Term

Vote For 2		
(3 of 3 precincts reported)		
SAUL AYON	1,171	29.25%
RICARDO CANO	844	21.08%
STEPHEN G. MCFARLAND	664	16.58%
M. ANITA GONZALEZ	630	15.73%
RAFAEL MELENDEZ	431	10.76%
H. ROBERT GONZALEZ	264	6.59%
Total	4,004	

City of McFarland Councilmember - Short Term

(3 of 3 precincts reported)		
ERIC RODRIGUEZ	1,398	57.96%
J. RUSSELL COKER	1,014	42.04%
Total	2,412	

City of Ridgecrest Mayor-2 Year Term

(13 of 13 precincts reported)		
ERIC A. BRUEN	4,512	37.64%
LINDSEY STEPHENS	3,552	29.63%
THOMAS R. WIKNICH	2,479	20.68%
CHRISTIAN R. WEST	1,445	12.05%
Total	11,988	

City of Ridgecrest Councilmember

Vote For 2		
(13 of 13 precincts reported)		
SOLOMON P. RAJARATNAM	5,539	28.23%
KYLE BLADES	5,452	27.79%
STEVEN P. MORGAN	3,742	19.07%
CHRISTIAN B. AGUIRRE	2,515	12.82%
LORI R. ACTON	2,373	12.09%
Total	19,621	

City of Shafter Councilmember

Vote For 3		
(14 of 14 precincts reported)		
PETE ESPINOZA	2,421	19.84%
GILBERT T. ALVARADO	2,145	17.58%
CHAD GIVENS	2,099	17.20%
KRIS LAWRENCE	2,081	17.05%
MANUEL GARCIA	1,931	15.82%
RAFAEL S. ZAMUDIO	1,527	12.51%
Total	12,204	

City of Wasco Council District 2

(2 of 2 precincts reported)		
VINCENT MARTINEZ	414	35.48%
WILLIAM DAVID WARD	376	32.22%
FLORIRENE OLVERA	220	18.85%
JOHN KIM	157	13.45%
Total	1,167	

City of Wasco Council District 4

(1 of 1 precincts reported)		
TILO CORTEZ JR.	435	50.06%
EDDIE SALDAÑA	434	49.94%
Total	869	

City of Wasco Council District 5

(2 of 2 precincts reported)		
ALEX GARCIA	764	100.00%
Total	764	

Mojave Air & Space Port Director

Vote For 3		
(15 of 15 precincts reported)		
ROBERT MORGAN	2,792	24.93%
CHUCK COLEMAN	2,510	22.41%
DIANE BARNEY	1,571	14.03%
DAVID EVANS	1,537	13.72%
TERRY ALLRED	1,417	12.65%
ANDREW PARKER	1,373	12.26%
Total	11,200	

Arvin C.S.D. Director

Vote For 2		
(9 of 9 precincts reported)		
MARIA MORENO PANTOJA	1,603	32.75%
MARIA ALVAREZ	1,324	27.05%
CESAR MORENO	1,209	24.70%
ROBERT RODRIGUEZ	759	15.51%
Total	4,895	

Kern
Kern 2020 General
November 3, 2020
Official Final Results

Bear Valley C.S.D. Director

Vote For 2		
(8 of 8 precincts reported)		
CHARLES JENSEN	1,784	29.70%
JOHN I. GRACE	1,435	23.89%
KATHY KNEER	1,157	19.26%
JAY CARLYN	976	16.25%
STEVE MILES	652	10.86%
KEVIN RICE	2	0.03%
Total	6,006	

East Niles C.S.D. Director

Vote For 3		
(27 of 27 precincts reported)		
STEVEN A. AGUILAR	5,537	37.27%
LAUREL POWELL	3,556	23.94%
WILLIAM C. MCCALLA	3,101	20.87%
RICHARD H. HARGER	2,662	17.92%
Total	14,856	

Rosamond C.S.D. Director

Vote For 2		
(9 of 9 precincts reported)		
BYRON GLENNAN	3,410	40.96%
ALFRED EUGENE WALLIS	2,555	30.69%
GREGORY C. WASHINGTON	2,361	28.36%
Total	8,326	

Kern Valley Healthcare Director-Full Term

Vote For 3		
(16 of 16 precincts reported)		
KATHERYN S ELCONIN	3,184	24.15%
JOHN R. BLYTHE	3,036	23.02%
FRED CLARK	2,981	22.61%
MICHAEL HESS	2,004	15.20%
BARBARA ANNE CASAS	1,981	15.02%
Total	13,186	

Kern Valley Healthcare Director-Short Term

(16 of 16 precincts reported)		
ROSS ELLIOTT	4,452	70.82%
DAVID J. FLUHART	1,834	29.18%
Total	6,286	

Southwest Healthcare Director

Vote For 3		
(9 of 9 precincts reported)		
CHERYL BERT	1,892	30.56%
LINDA SHELTON	1,858	30.01%
BARBARA "TOBY" BRAULT	1,754	28.33%
G RICK	688	11.11%
Total	6,192	

Frazier Park Public Util Director, Office 3

(1 of 1 precincts reported)		
BRAHMA NEYMAN	682	74.21%
G RICK	237	25.79%
Total	919	

Lamont Public Utility Director, Office 3

(9 of 9 precincts reported)		
JOSE G. CRUZ	1,288	52.00%
MAYRA A. MARTINEZ	1,189	48.00%
Total	2,477	

Bear Mt Rec & Park Director

Vote For 3		
(43 of 43 precincts reported)		
FERNANDO PIMENTEL	3,215	27.33%
FERNANDO ALONSO	3,100	26.35%
PETRA MACHUCA DE VILLANUEVA	2,016	17.14%
ROBERT RODRIGUEZ	1,797	15.28%
DONNY HORTON	1,636	13.91%
Total	11,764	

Indian Wells Vly Water Director

Vote For 3		
(17 of 17 precincts reported)		
CHUCK GRIFFIN	8,093	27.24%
MALLORY BOYD	6,934	23.34%
CHARLES "CHUCK" CORDELL	6,468	21.77%
RON KICINSKI	4,991	16.80%
ANDREW GUETZKOW	3,225	10.85%
Total	29,711	

Rand Communities Water Director

Vote For 2		
(3 of 3 precincts reported)		
ERNEST NAPOLIS	55	28.80%
BRENT BROWN	46	24.08%
NIKKI GOLDFINCH	41	21.47%
BRET D. BALLINGER	30	15.71%
WILLIAM H. LIEBSCHER	19	9.95%
Total	191	

Tehachapi-Cummings Water Director, Division 4

(32 of 32 precincts reported)		
RICK ZANUTTO	8,646	61.01%
GERALD DAVIS	5,525	38.99%
Total	14,171	

Kern
Kern 2020 General
November 3, 2020
Official Final Results

West Kern Water Director

Vote For 3		
(16 of 16 precincts reported)		
BO JO BRAVO	2,718	22.67%
DAVID A. WELLS	2,274	18.96%
GARY JAMES MORRIS	2,266	18.90%
W. ROGER MILLER JR.	1,871	15.60%
MICHELLE FOUST	1,636	13.64%
MELISSA LAW	1,226	10.22%
Total	11,991	

PROPOSITION 14

(694 of 694 precincts reported)		
No	172,132	57.80%
Yes	125,659	42.20%
Total	297,791	

PROPOSITION 15

(694 of 694 precincts reported)		
No	195,476	64.74%
Yes	106,484	35.26%
Total	301,960	

PROPOSITION 16

(694 of 694 precincts reported)		
No	215,696	72.03%
Yes	83,741	27.97%
Total	299,437	

PROPOSITION 17

(694 of 694 precincts reported)		
No	178,179	59.12%
Yes	123,203	40.88%
Total	301,382	

PROPOSITION 18

(694 of 694 precincts reported)		
No	215,606	71.37%
Yes	86,501	28.63%
Total	302,107	

PROPOSITION 19

(694 of 694 precincts reported)		
No	169,976	57.22%
Yes	127,095	42.78%
Total	297,071	

PROPOSITION 20

(694 of 694 precincts reported)		
No	149,395	50.15%
Yes	148,479	49.85%
Total	297,874	

PROPOSITION 21

(694 of 694 precincts reported)		
No	221,062	73.82%
Yes	78,398	26.18%
Total	299,460	

PROPOSITION 22

(694 of 694 precincts reported)		
Yes	201,842	67.15%
No	98,742	32.85%
Total	300,584	

PROPOSITION 23

(694 of 694 precincts reported)		
No	213,817	71.18%
Yes	86,568	28.82%
Total	300,385	

PROPOSITION 24

(694 of 694 precincts reported)		
No	153,174	51.44%
Yes	144,607	48.56%
Total	297,781	

PROPOSITION 25

(694 of 694 precincts reported)		
No	208,596	70.54%
Yes	87,116	29.46%
Total	295,712	

MARICOPA UNIFIED SCHOOL DISTRICT Bond Measure F

(4 of 4 precincts reported)		
Bonds Yes	323	50.71%
Bonds No	314	49.29%
Total	637	

**Kern
Kern 2020 General
November 3, 2020
Official Final Results**

**GREENFIELD UNION SCHOOL DISTRICT Bond
Measure G**

(43 of 43 precincts reported)		
Bonds Yes	9,198	71.45%
Bonds No	3,675	28.55%
Total	12,873	

WASCO UNION SCHOOL DISTRICT Bond Measure H

(13 of 13 precincts reported)		
Bonds Yes	2,466	50.02%
Bonds No	2,464	49.98%
Total	4,930	

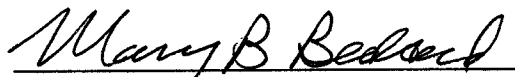
CERTIFICATE OF COUNTY CLERK AS TO RESULT OF THE CANVASS
OF THE GENERAL ELECTION
HELD NOVEMBER 3, 2020

STATE OF CALIFORNIA }
COUNTY OF KERN } ss

I, MARY B. BEDARD, Auditor-Controller-County Clerk, County of Kern, State of California, HEREBY CERTIFY that I have canvassed the returns of the votes cast at the GENERAL ELECTION held on November 3, 2020 and that the whole number of votes cast for and against each candidate and the whole number of votes cast for and against each measure, as posted and on file, are full, true and correct.

IN WITNESS HEREOF I do hereby set my hand and the Official Seal of the County of Kern this 1st day of December 2020.




MARY B. BEDARD
Auditor-Controller-County Clerk
County of Kern
State of California

CERTIFICATE OF COUNTY CLERK FOR ELECTION
OF CANDIDATES FOR JUDICIAL OFFICES

STATE OF CALIFORNIA)
) ss
COUNTY OF KERN)

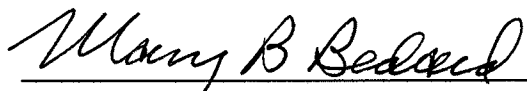
I, MARY B. BEDARD, Auditor-Controller-County Clerk of said County, do hereby certify that pursuant to the provisions of Section 8203 of the California Elections Code, the following named incumbent judicial candidates being unopposed and their names not appearing either on the Primary or General Election Ballot, were declared elected by me on November 3rd, 2020, as shown by Certificates of Election on file in my office.

JUDGES OF THE SUPERIOR COURT

CHARLES R. "CHIP" BREHMER
MICHAEL G. BUSH
GLORIA J. CANNON
THERESE M. FOLEY
BRIAN MCNAMARA
JOHN D. OGLESBY
GREGORY A. PULSKAMP
KENNETH C. TWISSELMAN II

IN WITNESS WHEREOF I do hereby set my hand and the Official Seal of the County of Kern this 3rd day of November 2020.





MARY B. BEDARD, CPA
Auditor-Controller-County Clerk
County of Kern
State of California

HELP AMERICA VOTE ACT OF 2002 CERTIFICATION OF ELECTIONS OFFICIAL

STATE OF CALIFORNIA,

County of Kern

} ss.

Pursuant to the statewide voter registration list requirements set forth in the Help America Vote Act of 2002 (HAVA) (Pub. L. No. 107-252 (2002) 116 Stat. 1666, 42 U.S.C. § 15483), I, Mary B. Bedard, Registrar of Voters for the County of Kern, State of California, hereby certify that to the best of my ability I complied with all provisions of Chapter 2 of Division 7 of Title 2 of the California Code of Regulations for the Federal Election held on the 3rd day of November 2020 in the County of Kern, State of California, and all elections consolidated therewith.

I hereby set my hand and official seal this 1st day of December 2020 at the County of Kern.



A handwritten signature in cursive script that reads "Mary B. Bedard". The signature is written in black ink and is positioned above a horizontal line.

Mary B. Bedard
Auditor-Controller-County Clerk
County of Kern
State of California



Voter Registration by SOS District

Voter Registration Counts Last Updated 10/26/2020

Political Subdivision	DEM	REP	AI	GRN	LIB	PF	MIS	NPP	Total
150001 Kern County	145,380	157,121	15,654	1,128	4,534	2,296	5,177	93,983	425,273
Check Total	145,380	157,121	15,654	1,128	4,534	2,296	5,177	93,983	425,273
152021 21st Congressional District	54,647	19,949	3,008	263	755	903	1,632	26,857	108,014
152023 23rd Congressional District	90,733	137,172	12,646	865	3,779	1,393	3,545	67,126	317,259
Check Total	145,380	157,121	15,654	1,128	4,534	2,296	5,177	93,983	425,273
153014 14th Senatorial District	50,202	17,228	2,656	232	665	820	1,503	24,072	97,378
153016 16th Senatorial District	95,178	139,893	12,998	896	3,869	1,476	3,674	69,911	327,895
Check Total	145,380	157,121	15,654	1,128	4,534	2,296	5,177	93,983	425,273
154026 26th Assembly District	2,188	4,712	567	32	114	55	92	1,702	9,462
154032 32nd Assembly District	55,657	19,614	3,017	266	757	915	1,673	26,673	108,572
154034 34th Assembly District	81,023	124,781	11,021	767	3,388	1,201	3,106	60,544	285,831
154036 36th Assembly District	6,512	8,014	1,049	63	275	125	306	5,064	21,408
Check Total	145,380	157,121	15,654	1,128	4,534	2,296	5,177	93,983	425,273
151001 1st Supervisorial District	24,974	58,617	4,401	255	1,356	347	961	21,254	112,165
151002 2nd Supervisorial District	28,712	36,674	3,948	267	1,120	443	1,183	21,668	94,015
151003 3rd Supervisorial District	30,692	36,674	3,674	283	1,147	515	1,132	20,337	94,454
151004 4th Supervisorial District	28,713	14,950	1,633	136	460	407	849	15,286	62,434
151005 5th Supervisorial District	32,289	10,206	1,998	187	451	584	1,052	15,438	62,205
Check Total	145,380	157,121	15,654	1,128	4,534	2,296	5,177	93,983	425,273
156001 City Of Arvin	3,025	632	109	12	31	43	72	1,443	5,367
156002 City Of Bakersfield	72,513	71,397	7,078	540	2,008	1,056	2,423	46,451	203,466
156003 City Of California City	2,193	2,187	317	18	74	35	91	1,494	6,409
156004 City Of Delano	8,729	2,391	325	30	76	104	243	3,761	15,659
156005 City Of Maricopa	77	281	23	0	9	3	10	82	485
156006 City Of Mc Farland	2,320	592	74	7	30	26	50	1,108	4,207
156007 City Of Ridgecrest	3,743	7,494	755	50	290	81	168	3,786	16,367
156008 City Of Shafter	3,054	2,259	223	19	67	49	107	1,889	7,667
156009 City Of Taft	523	1,983	137	6	42	16	36	629	3,372
156010 City Of Tehachapi	1,154	2,458	272	21	71	19	62	1,171	5,228
156011 City Of Wasco	3,423	1,690	226	20	63	68	108	1,997	7,595
Check Total	100,754	93,364	9,539	723	2,761	1,500	3,370	63,811	275,822
155001 Board Of Equalization	145,380	157,121	15,654	1,128	4,534	2,296	5,177	93,983	425,273
Check Total	145,380	157,121	15,654	1,128	4,534	2,296	5,177	93,983	425,273
157001 Unincorporated Area	44,626	63,757	6,115	405	1,773	796	1,807	30,172	149,451
Check Total	44,626	63,757	6,115	405	1,773	796	1,807	30,172	149,451



District Registration by Party

Active Registration

	DEM	REP	AIP	GRN	LIB	PF	NPP	MISC	Total
*0-0 Kern County	145,380	157,121	15,654	1,128	4,534	2,296	93,983	5,177	425,273
*121-0 21st Congressional District	54,647	19,949	3,008	263	755	903	26,857	1,632	108,014
*123-0 23rd Congressional District	90,733	137,172	12,646	865	3,779	1,393	67,126	3,545	317,259
*214-0 14th Senatorial District	50,202	17,228	2,656	232	665	820	24,072	1,503	97,378
*216-0 16th Senatorial District	95,178	139,893	12,998	896	3,869	1,476	69,911	3,674	327,895
*326-0 26th Assembly District	2,188	4,712	567	32	114	55	1,702	92	9,462
*332-0 32nd Assembly District	55,657	19,614	3,017	266	757	915	26,673	1,673	108,572
*334-0 34th Assembly District	81,023	124,781	11,021	767	3,388	1,201	60,544	3,106	285,831
*336-0 36th Assembly District	6,512	8,014	1,049	63	275	125	5,064	306	21,408
*401-0 1st Supervisorial District	24,974	58,617	4,401	255	1,356	347	21,254	961	112,165
*402-0 2nd Supervisorial District	28,712	36,674	3,948	267	1,120	443	21,668	1,183	94,015
*403-0 3rd Supervisorial District	30,692	36,674	3,674	283	1,147	515	20,337	1,132	94,454
*404-0 4th Supervisorial District	28,713	14,950	1,633	136	460	407	15,286	849	62,434
*405-0 5th Supervisorial District	32,289	10,206	1,998	187	451	584	15,438	1,052	62,205
*501-0 City Of Arvin	3,025	632	109	12	31	43	1,443	72	5,367
*502-0 City Of Bakersfield	72,513	71,397	7,078	540	2,008	1,056	46,451	2,423	203,466
*502-1 City Of Bakersfield Ward 1	11,690	2,731	662	54	135	210	5,422	340	21,244
*502-2 City Of Bakersfield Ward 2	9,069	6,170	883	109	296	147	5,479	357	22,510
*502-3 City Of Bakersfield Ward 3	10,659	15,397	1,221	84	367	122	6,895	363	35,108
*502-4 City Of Bakersfield Ward 4	7,760	17,923	1,259	63	361	76	6,574	268	34,284
*502-5 City Of Bakersfield Ward 5	10,637	14,362	1,213	70	349	125	7,771	348	34,875
*502-6 City Of Bakersfield Ward 6	11,283	8,822	1,035	88	301	177	7,267	389	29,362
*502-7 City Of Bakersfield Ward 7	11,415	5,992	805	72	199	199	7,043	358	26,083
*503-0 City Of California City	2,193	2,187	317	18	74	35	1,494	91	6,409
*504-0 City Of Delano	8,729	2,391	325	30	76	104	3,761	243	15,659
*505-0 City Of Maricopa	77	281	23	0	9	3	82	10	485
*506-0 City Of Mc Farland	2,320	592	74	7	30	26	1,108	50	4,207
*507-0 City Of Ridgecrest	3,743	7,494	755	50	290	81	3,786	168	16,367
*508-0 City Of Shafter	3,054	2,259	223	19	67	49	1,889	107	7,667
*509-0 City Of Taft	523	1,983	137	6	42	16	629	36	3,372
*510-0 City Of Tehachapi	1,154	2,458	272	21	71	19	1,171	62	5,228
*510-1 City Of Tehachapi District 1	260	390	55	4	13	4	270	14	1,010
*510-2 City Of Tehachapi District 2	241	580	65	8	19	4	233	14	1,164
*510-3 City Of Tehachapi District 3	195	429	44	1	6	3	219	14	911
*510-4 City Of Tehachapi District 4	198	363	49	4	9	5	191	10	829
*510-5 City Of Tehachapi District 5	260	696	59	4	24	3	258	10	1,314
*511-0 City Of Wasco	3,423	1,690	226	20	63	68	1,997	108	7,595
*511-1 City Of Wasco District 1	867	466	51	6	17	19	534	31	1,991
*511-2 City Of Wasco District 2	675	565	55	3	16	9	456	25	1,804
*511-3 City Of Wasco District 3	393	150	27	3	8	8	203	16	808
*511-4 City Of Wasco District 4	723	242	43	5	10	17	404	15	1,459
*511-5 City Of Wasco District 5	765	267	50	3	12	15	400	21	1,533
BEQ1-0 Board Of Equalization	145,380	157,121	15,654	1,128	4,534	2,296	93,983	5,177	425,273
*512-0 Unincorporated Area	44,626	63,757	6,115	405	1,773	796	30,172	1,807	149,451
ASCH01-0 Kern County Board of Education	145,380	157,117	15,653	1,128	4,534	2,296	93,983	5,177	425,268
ASCH01-1 Kern County Board Of Education Trustee Area 1	19,566	44,293	2,955	148	910	217	15,955	705	84,749
ASCH01-2 Kern County Board Of Education Trustee Area 2	15,499	5,886	716	67	189	222	7,511	440	30,530
ASCH01-3 Kern County Board Of Education Trustee Area 3	21,511	29,787	3,033	234	871	392	14,716	894	71,438
ASCH01-4 Kern County Board Of Education Trustee Area 4	21,962	7,013	1,213	108	300	358	10,244	686	41,884
ASCH01-5 Kern County Board Of Education Trustee Area 5	25,175	10,380	1,748	160	443	482	13,571	779	52,738

		DEM	REP	AIP	GRN	LIB	PF	NPP	MISC	Total
ASCH01-6	Kern County Board Of Education Trustee Area 6	24,919	27,658	2,705	194	753	347	17,363	894	74,833
ASCH01-7	Kern County Board Of Education Trustee Area 7	16,748	32,100	3,283	217	1,068	278	14,623	779	69,096
ASCH02-0	Antelope Valley Community College District	3,156	4,411	536	32	158	56	2,644	154	11,147
ASCH02-2	Antelope Valley Comm Coll Dist Trustee Area 2	3,156	4,411	536	32	158	56	2,644	154	11,147
ASCH03-0	Kern Community College District	140,764	148,300	14,742	1,074	4,280	2,198	89,798	4,914	406,070
ASCH03-1	Kern Community College Dist Trustee Area 1	23,605	42,931	3,223	186	976	315	17,166	821	89,223
ASCH03-2	Kern Community College Dist Trustee Area 2	12,549	26,243	2,615	168	832	215	11,375	575	54,572
ASCH03-3	Kern Community College Dist Trustee Area 3	27,391	17,362	2,090	192	551	436	14,125	938	63,085
ASCH03-4	Kern Community College Dist Trustee Area 4	18,417	7,553	902	85	252	268	9,247	537	37,261
ASCH03-5	Kern Community College Dist Trustee Area 5	4,618	10,038	1,006	55	288	140	4,227	265	20,637
ASCH03-6	Kern Community College Dist Trustee Area 6	23,925	14,129	1,902	161	492	412	13,075	735	54,831
ASCH03-7	Kern Community College Dist Trustee Area 7	30,259	30,044	3,004	227	889	412	20,583	1,043	86,461
ASCH04-0	West Kern Community College District	1,460	4,410	376	22	96	42	1,541	109	8,056
ASCH17-0	Arvin Union School District	3,046	669	111	12	33	43	1,470	74	5,458
ASCH18-0	Bakersfield City School District	38,241	22,593	2,969	279	832	630	19,968	1,300	86,812
ASCH18-1	Bakersfield City School District Trustee Area 1	8,415	10,179	858	69	240	90	4,945	294	25,090
ASCH18-2	Bakersfield City School District Trustee Area 2	7,332	3,325	496	59	149	126	3,721	265	15,473
ASCH18-3	Bakersfield City School District Trustee Area 3	7,879	3,434	638	67	180	146	4,171	272	16,787
ASCH18-4	Bakersfield City School District Trustee Area 4	7,265	1,875	393	38	87	123	3,229	221	13,231
ASCH18-5	Bakersfield City School District Trustee Area 5	7,350	3,780	584	46	176	145	3,902	248	16,231
ASCH19-0	Beardsley School District	1,923	3,648	384	23	96	72	1,660	116	7,922
ASCH20-0	Belridge School District	10	4	0	0	0	1	7	0	22
ASCH21-0	Blake School District	10	101	4	0	1	1	24	0	141
ASCH22-0	Buttonwillow Union School District	208	177	22	1	4	2	134	13	561
ASCH23-0	Caliente Union School District	80	381	31	2	5	1	70	2	572
ASCH23-1	Caliente Union School Dist Trustee Area 1	14	75	4	0	1	0	7	1	102
ASCH23-2	Caliente Union School Dist Trustee Area 2	37	157	17	0	1	1	34	1	248
ASCH23-3	Caliente Union School Dist Trustee Area 3	29	149	10	2	3	0	29	0	222
ASCH24-0	Delano Union School District	9,015	2,504	340	32	80	110	3,893	255	16,229
ASCH25-0	Di Giorgio School District	102	34	8	1	3	3	46	4	201
ASCH26-0	Edison School District	1,077	715	94	9	21	19	682	44	2,661
ASCH27-0	Elk Hills School District	23	57	7	0	1	1	43	0	132
ASCH28-0	Fairfax School District	2,876	1,278	196	16	49	45	1,427	90	5,977
ASCH29-0	Fruitvale School District	3,160	6,449	459	23	152	28	2,450	112	12,833
ASCH30-0	General Shafter School District	126	182	15	0	5	1	65	4	398
ASCH31-0	Greenfield Union School District	10,371	4,394	658	64	156	195	5,801	307	21,946
ASCH31-1	Greenfield Union School District Trustee Area A	1,946	790	136	15	33	43	1,039	55	4,057
ASCH31-2	Greenfield Union School District Trustee Area B	1,945	1,008	141	14	31	40	1,350	65	4,594
ASCH31-3	Greenfield Union School District Trustee Area C	2,357	778	125	14	25	37	1,145	71	4,552
ASCH31-4	Greenfield Union School District Trustee Area D	1,823	976	130	7	33	31	1,037	63	4,100
ASCH31-5	Greenfield Union School District Trustee Area E	2,300	842	126	14	34	44	1,230	53	4,643
ASCH32-0	Kernville Union School District	1,779	3,413	443	26	91	44	1,298	75	7,169
ASCH33-0	Lakeside Union School District	2,202	2,310	237	23	73	31	1,492	76	6,444
ASCH34-0	Lamont School District	2,534	600	93	6	24	33	1,027	59	4,376
ASCH35-0	Linns Valley-Poso Flat Union School Dist	26	239	7	0	6	0	31	0	309
ASCH36-0	Lost Hills Union School District	220	52	10	2	2	6	114	2	408
ASCH37-0	Maple School District	39	162	3	1	0	1	34	3	243
ASCH38-0	Mc Kittrick School District	13	56	4	0	2	1	12	0	88
ASCH39-0	Midway School District	32	165	11	0	0	1	29	2	240
ASCH40-0	Norris School District	3,865	10,981	680	32	226	37	3,457	145	19,423
ASCH41-0	Panama-Buena Vista Union School District	26,541	26,630	2,616	188	746	350	18,206	911	76,188
ASCH41-1	Panama-Buena Vista USD Trustee Area 1	11,760	8,172	1,008	85	284	166	7,860	405	29,740
ASCH41-2	Panama-Buena Vista USD Trustee Area 2	14,781	18,458	1,608	103	462	184	10,346	506	46,448
ASCH42-0	Pond Union School District	55	56	4	1	2	3	28	3	152
ASCH43-0	Richland School District	2,996	2,007	212	18	67	49	1,836	100	7,285
ASCH43-1	Richland School District - Trustee Area 1	589	491	43	5	15	10	381	21	1,555
ASCH43-2	Richland School District - Trustee Area 2	594	431	41	1	22	6	372	20	1,487
ASCH43-3	Richland School District - Trustee Area 3	508	361	46	2	5	14	293	14	1,243
ASCH43-4	Richland School District - Trustee Area 4	705	370	37	6	13	12	412	20	1,575

		DEM	REP	AIP	GRN	LIB	PF	NPP	MISC	Total
ASCH43-5	Richland School District - Trustee Area 5	600	354	45	4	12	7	378	25	1,425
ASCH44-0	Rio Bravo Greeley Union School District	577	2,100	116	4	35	11	591	20	3,454
ASCH45-0	Rosedale Union School District	6,675	19,273	1,240	56	352	76	5,708	238	33,618
ASCH45-1	Rosedale Union School District Trustee Area 1	1,246	3,487	227	12	68	15	1,010	45	6,110
ASCH45-2	Rosedale Union School District Trustee Area 2	1,024	2,800	173	9	58	14	934	39	5,051
ASCH45-3	Rosedale Union School District Trustee Area 3	1,549	4,404	311	8	80	18	1,284	48	7,702
ASCH45-4	Rosedale Union School District Trustee Area 4	1,540	5,012	321	16	80	18	1,401	61	8,449
ASCH45-5	Rosedale Union School District Trustee Area 5	1,316	3,570	208	11	66	11	1,079	45	6,306
ASCH46-0	Semitropic School District	15	11	2	0	0	0	5	0	33
ASCH47-0	South Fork Union School District	415	991	121	8	17	11	379	17	1,959
ASCH48-0	Standard School District	2,667	6,225	614	32	190	67	2,525	148	12,468
ASCH49-0	Taft City School District	1,227	3,682	310	21	78	36	1,319	90	6,763
ASCH50-0	Vineland School District	532	169	23	2	9	11	249	11	1,006
ASCH51-0	Wasco Union School District	3,492	1,830	230	22	66	70	2,050	109	7,869
ASCH53-0	Gorman Joint School District	0	4	1	0	0	0	0	0	5
ASCH05-0	Delano Joint Union High School District	9,070	2,560	344	33	82	113	3,921	258	16,381
ASCH06-0	Kern High School District	112,029	115,559	11,353	825	3,193	1,760	70,596	3,866	319,181
ASCH06-1	Kern High School District Trustee Area 1	19,598	40,264	3,375	205	896	324	15,459	819	80,940
ASCH06-2	Kern High School District Trustee Area 2	24,349	9,662	1,584	141	396	416	11,502	794	48,844
ASCH06-3	Kern High School District Trustee Area 3	20,969	14,609	1,528	110	415	330	12,128	629	50,718
ASCH06-4	Kern High School District Trustee Area 4	21,031	32,302	2,590	184	841	255	15,142	759	73,104
ASCH06-5	Kern High School District Trustee Area 5	26,082	18,722	2,276	185	645	435	16,365	865	65,575
ASCH07-0	Taft Union High School District	1,305	3,964	332	21	81	40	1,410	92	7,245
ASCH08-0	Wasco Union High School District	3,766	2,055	245	25	68	77	2,203	114	8,553
ASCH52-0	Antelope Valley Joint Union High School District	0	4	1	0	0	0	0	0	5
ASCH52-1	Antelope Valley Joint Union HSD - Trst Area 1	0	4	1	0	0	0	0	0	5
ASCH09-0	El Tejon Unified School District	1,379	2,051	224	23	90	17	913	65	4,762
ASCH09-1	El Tejon Unified School Dist Trustee Area 1	338	321	40	3	13	1	150	7	873
ASCH09-2	El Tejon Unified School Dist Trustee Area 2	319	415	44	5	17	3	197	15	1,015
ASCH09-3	El Tejon Unified School Dist Trustee Area 3	271	512	55	6	20	6	180	20	1,070
ASCH09-4	El Tejon Unified School Dist Trustee Area 4	199	414	38	2	13	4	172	10	852
ASCH09-5	El Tejon Unified School Dist Trustee Area 5	252	389	47	7	27	3	214	13	952
ASCH10-0	Maricopa Unified School District	165	450	44	1	15	3	138	17	833
ASCH11-0	Mc Farland Unified School District	2,377	812	83	8	32	26	1,162	53	4,553
ASCH12-0	Mojave Unified School District	2,884	2,908	414	25	97	60	1,989	122	8,499
ASCH13-0	Muroc Joint Unified School District	515	777	109	6	22	9	470	30	1,938
ASCH13-1	Muroc Joint Unified School Dist Area 1	133	274	27	2	5	2	132	9	584
ASCH13-2	Muroc Joint Unified School Dist Area 2	83	67	14	1	8	0	90	5	268
ASCH13-3	Muroc Joint Unified School Dist Area 3	299	436	68	3	9	7	248	16	1,086
ASCH14-0	Sierra Sands Unified School District	4,680	10,059	949	69	371	93	4,716	220	21,157
ASCH15-0	Southern Kern Unified School District	3,156	4,407	535	32	158	56	2,644	154	11,142
ASCH16-0	Tehachapi Unified School District	4,054	11,515	1,021	60	325	42	3,821	186	21,024
ASCH16-1	Tehachapi Unified School Dist Trustee Area 1	1,300	2,868	309	21	87	19	1,322	70	5,996
ASCH16-2	Tehachapi Unified School Dist Trustee Area 2	1,252	3,717	338	20	118	13	1,224	60	6,742
ASCH16-3	Tehachapi Unified School Dist Trustee Area 3	1,502	4,930	374	19	120	10	1,275	56	8,286
CAIR01-0	Mojave Air and Space Port District	2,896	2,928	416	25	97	59	1,999	123	8,543
CAIR02-0	Indian Wells Valley Airport District	4,650	9,987	946	69	367	92	4,686	220	21,017
CAIR03-0	Minter Field Airport District	3,000	2,014	212	18	69	49	1,836	100	7,298
ECSD01-0	Arvin Community Services District	3,095	661	114	13	34	43	1,465	73	5,498
ECSD02-0	Bear Valley Community Services District	882	2,537	195	13	69	5	668	34	4,403
ECSD03-0	Boron Community Services District	213	274	45	2	4	6	174	12	730
ECSD04-0	Desert Lake Community Services District	84	161	23	1	4	1	72	4	350
ECSD05-0	East Niles Community Services District	6,562	3,877	486	46	131	99	3,475	201	14,877
ECSD06-0	Golden Hills Community Services District	1,086	3,149	277	17	104	8	1,047	53	5,741
ECSD07-0	Inyokern Community Services District	83	144	15	4	7	1	55	5	314
ECSD08-0	Lake Isabella Community Services District	52	86	9	0	3	1	34	3	188
ECSD09-0	Mountain Meadows Community Services District	35	87	4	0	3	0	46	2	177

		DEM	REP	AIP	GRN	LIB	PF	NPP	MISC	Total
ECSD10-0	Rosamond Community Services District	2,833	3,545	455	28	141	48	2,340	129	9,519
ECSD11-0	Stallion Springs Community Services District	387	1,325	102	1	29	3	338	17	2,202
GHSP01-0	East Kern Health Care District	2,254	2,305	327	18	80	36	1,540	90	6,650
GHSP02-0	Kern Valley Health Care District	2,194	4,404	564	34	108	55	1,677	92	9,128
GHSP03-0	Muroc Health Care District	420	690	93	5	14	9	369	24	1,624
GHSP04-0	North Kern-South Tulare Hospital District	14,989	5,302	661	64	182	209	7,163	421	28,991
GHSP05-0	Southwest Health Care District	1,435	2,152	240	23	96	17	950	70	4,983
GHSP06-0	Tehachapi Valley Health Care District	4,020	11,385	1,011	60	323	42	3,815	184	20,840
GHSP07-0	West Side Health Care District	1,653	4,447	379	24	94	49	1,646	108	8,400
IIRG01-0	Delano-Earlimart Irrigation District Area 5	19	17	1	0	1	0	14	0	52
IIRG02-0	Shafter-Wasco Irrigation District	6,466	3,925	442	41	132	118	3,894	211	15,229
IIRG02-1	Shafter-Wasco Irrigation District Division 1	1,256	701	77	12	25	25	769	49	2,914
IIRG02-2	Shafter-Wasco Irrigation District Division 2	1,497	564	95	8	19	33	774	35	3,025
IIRG02-3	Shafter-Wasco Irrigation District Division 3	1,045	870	85	5	25	16	709	41	2,796
IIRG02-4	Shafter-Wasco Irrigation District Division 4	1,350	555	75	11	26	25	778	39	2,859
IIRG02-5	Shafter-Wasco Irrigation District Division 5	1,318	1,235	110	5	37	19	864	47	3,635
KMUD01-0	So San Joaquin Municipal Utility District	11,386	3,197	420	40	110	136	5,029	307	20,625
KMUD01-1	So San Joaquin Municipal Utility Dist Ward 1	1,357	367	41	5	17	16	622	26	2,451
KMUD01-2	So San Joaquin Municipal Utility Dist Ward 2	1,564	523	52	9	20	25	728	54	2,975
KMUD01-3	So San Joaquin Municipal Utility Dist Ward 3	3,629	1,202	152	13	37	36	1,704	102	6,875
KMUD01-4	So San Joaquin Municipal Utility Dist Ward 4	1,955	430	75	5	11	20	752	47	3,295
KMUD01-5	So San Joaquin Municipal Utility Dist Ward 5	2,881	675	100	8	25	39	1,223	78	5,029
MPUD01-0	Enos Lane Public Utility District	28	76	5	1	1	2	29	1	143
MPUD02-0	Frazier Park Public Utility District	391	574	67	10	39	4	314	18	1,417
MPUD03-0	Lamont Public Utility District	2,801	550	103	7	33	40	1,139	60	4,733
MPUD04-0	Mojave Public Utility District	566	511	76	5	15	20	410	26	1,629
OREC01-0	Bear Mountain Recreation And Park District	6,216	1,474	235	21	69	90	2,792	148	11,045
OREC02-0	Buttonwillow Recreation And Park District	208	177	22	1	4	2	134	13	561
OREC03-0	Mc Farland Recreation And Park District	2,377	812	83	8	32	26	1,162	53	4,553
OREC05-0	Shafter Recreation And Park District	3,039	2,176	215	19	69	50	1,870	103	7,541
OREC06-0	West Side Recreation And Park District	1,295	3,960	332	21	81	39	1,403	92	7,223
QUTL01-0	Lost Hills Utility District	204	40	9	2	2	6	110	2	375
SSAN01-0	North Of River Sanitary District No 1	5,947	13,921	1,238	66	362	139	5,534	326	27,533
UWAT01-0	Antelope Valley-East Kern Water Agency	6,548	8,085	1,057	63	277	125	5,089	306	21,550
UWAT01-1	Antelope Valley-East Kern Water Agency Div 1	192	553	57	2	14	4	183	18	1,023
UWAT01-2	Antelope Valley-East Kern Water Agency Div 2	6,356	7,532	1,000	61	263	121	4,906	288	20,527
UWAT02-0	Kern County Water Agency	145,380	157,121	15,654	1,128	4,534	2,296	93,983	5,177	425,273
UWAT02-1	Kern County Water Agency Division 1	18,522	7,692	913	86	256	275	9,337	540	37,621
UWAT02-2	Kern County Water Agency Division 2	15,943	30,320	3,254	213	992	298	14,089	741	65,850
UWAT02-3	Kern County Water Agency Division 3	22,559	12,357	1,470	123	413	338	11,689	666	49,615
UWAT02-4	Kern County Water Agency Division 4	24,210	29,801	2,790	189	796	325	17,546	907	76,564
UWAT02-5	Kern County Water Agency Division 5	23,831	13,361	1,901	185	532	426	13,433	753	54,422
UWAT02-6	Kern County Water Agency Division 6	17,633	43,286	3,078	162	939	267	14,947	725	81,037
UWAT02-7	Kern County Water Agency Division 7	22,682	20,304	2,248	170	606	367	12,942	845	60,164
UWAT03-0	North Of River Municipal Water District	4,459	9,257	940	51	276	123	4,066	263	19,435
UWAT03-1	North Of River Municipal Water District Div 1	779	2,140	165	8	63	13	697	40	3,905
UWAT03-2	North Of River Municipal Water District Div 2	738	2,140	174	9	50	19	777	33	3,940
UWAT03-3	North Of River Municipal Water District Div 3	1,080	1,912	199	7	55	29	887	67	4,236
UWAT03-4	North Of River Municipal Water District Div 4	1,048	1,849	221	13	60	36	961	68	4,256
UWAT03-5	North Of River Municipal Water District Div 5	814	1,216	181	14	48	26	744	55	3,098
UWAT15-0	Golden Valley Municipal Water District	0	0	0	0	0	0	0	0	0
UWAT04-0	Buttonwillow County Water District	159	88	11	1	3	2	100	10	374
UWAT05-0	Greenfield County Water District	2,664	1,246	156	11	38	45	1,525	78	5,763

		DEM	REP	AIP	GRN	LIB	PF	NPP	MISC	Total
UWAT06-0	Indian Wells Valley Water District	4,301	9,040	870	57	327	86	4,311	193	19,185
UWAT07-0	Lebec County Water District	98	171	16	1	5	4	77	2	374
UWAT08-0	Mettler County Water District	16	16	3	0	0	1	7	1	44
UWAT09-0	North Edwards Water District	73	126	14	1	4	1	79	3	301
UWAT10-0	Rand Communities Water District	30	70	3	0	4	1	28	0	136
UWAT11-0	Tehachapi Cummings County Water District	4,027	11,361	1,012	60	321	41	3,792	184	20,798
UWAT11-1	Tehachapi Cummings County Water Dist Div 1	649	1,559	143	9	51	10	612	37	3,070
UWAT11-2	Tehachapi Cummings County Water Dist Div 2	384	903	106	11	31	4	371	17	1,827
UWAT11-3	Tehachapi Cummings County Water Dist Div 3	754	2,026	196	14	52	11	823	37	3,913
UWAT11-4	Tehachapi Cummings County Water Dist Div 4	1,698	4,953	413	22	143	12	1,483	71	8,795
UWAT11-5	Tehachapi Cummings County Water Dist Div 5	542	1,920	154	4	44	4	503	22	3,193
UWAT12-0	West Kern Water District	1,388	4,308	361	22	92	42	1,498	104	7,815
UWAT14-0	Lamont Storm Water District	2,416	495	89	7	29	33	971	51	4,091
XSPC05-0	Mojave Unified School Facilities Improvement District # 1	2,224	2,246	324	18	76	35	1,515	91	6,529
XSPC06-0	Rosamond Municipal Advisory Council	3,081	4,163	510	31	152	56	2,570	145	10,708
XSPC07-0	CSA 40/Zone of Benefit No. 1 PMC	548	608	76	4	20	3	266	21	1,546
XSPC08-0	Mojave Unified School Facilities Improvement District # 2	660	662	90	7	21	25	474	31	1,970
XSPC09-0	Proposed Wasco Unified School District	3,766	2,055	245	25	68	77	2,203	114	8,553
XSPC10-0	Kern Community College District Facilities Improvement Dist # 1	140,764	148,300	14,742	1,074	4,280	2,198	89,798	4,914	406,070
XSPC11-0	Tehachapi Valley Recreation and Park District	2,785	7,653	724	46	227	34	2,815	135	14,419



List of Polling Sites with Voting Precincts

General Election - November 03, 2020

Sorted by City / Poll Place

ID	Polling Place Name	Phone				Ballot	Table	Reg	AV		
Home Pct:	Sample Ballot Address	Map Number	User Codes	Accessible	Voting Precinct(s)	Type	ID	Count	Count*	Consolidation	
All Voting Precincts		Includes all Voting Precincts									
20	Arvin Veterans Building, Adobe Plaza		ARVI	Usable	0050180 Voting Pct 50180	000174	A	1,094	707	0050180 0050185 0050186	
0050180			1045		0050190 Voting Pct 50190	000174	B	1,444	920	0050190 0050210	
	414 4th Ave				0050200 Voting Pct 50200	000174	C	1,155	779	0050200	
	Arvin, CA 93203-1002				0050211 Voting Pct 50211	000174	D	1,674	1,268	0050211 0050216	
						Sub Total:		5,367	3,674		
122	Actis Junior High School		BAKE	Usable	0040406 Voting Pct 40406	000089	A	1,059	718	0040406 0040458	
0040424			0122		0040411 Voting Pct 40411	000060	B	1,428	984	0040411 0040448	
	2400 Westholme Blvd				0040414 Voting Pct 40414	000060	C	1,613	1,092	0040414 0040422	
	Bakersfield, CA 93309-4505				0040424 Voting Pct 40424	000060	D	1,152	795	0040424 0040425	
						0040442 Voting Pct 40442	000089	E	900	659	0040442
						Sub Total:		6,152	4,248		
687	Aera Energy LLC, Conference Center		BAKE	Usable	0040441 Voting Pct 40441	000089	A	1,404	1,139	0040441 0044100	
0040420			1020		0040462 Voting Pct 40462	000122	B	1,456	1,083	0040462 0044102	
	10000 Ming Ave				0040494 Voting Pct 40494	000089	C	977	688	0040494	
	Bakersfield, CA 93311				0040495 Voting Pct 40495	000122	D	1,789	1,313	0040495 0044108	
						0044107 Voting Pct 44107	000089	E	1,404	1,102	0044107 0044130
						Sub Total:		7,030	5,325		
495	Almondale Elementary School		BAKE	Usable	0035632 Voting Pct 35632	000039	A	765	514	0035632 0035634	
0035633			1025		0035633 Voting Pct 35633	000039	B	858	573	0035633	
	10510 Chippewa St										
	Bakersfield, CA 93312-5324										
						Sub Total:		1,623	1,087		
917	American Elementary School		BAKE	Usable	0035640 Voting Pct 35640	000039	A	1,126	810	0035640 0035671	
0035697					0035675 Voting Pct 35675	000039	B	1,211	878	0035675 0035697	
	800 Verdugo Ln										
	Bakersfield, CA 93312										
						Sub Total:		2,337	1,688		
477	Bakersfield Church of the Brethren		BAKE	Usable	0050752 Voting Pct 50752	000193	A	1,380	949	0050752 0050753	
0050753											
	327 A St										
	Bakersfield, CA 93304-1959										
						Sub Total:		1,380	949		
985	Bakersfield College - Library		BAKE	Yes	0030304 Voting Pct 30304	000118	A	1,439	996	0030304 0030305 0030306	
0030311					0030308 Voting Pct 30308	000118	B	1,441	939	0030308 0030309	
	1801 Panorama Dr				0030314 Voting Pct 30314	000006	C	1,121	759	0030314 0030315 0035650	
	Bakersfield, CA 93305				0033150 Voting Pct 33150	000005	D	467	308	0033150	
						0033161 Voting Pct 33161	000118	E	369	262	0033161
						Sub Total:		4,837	3,264		

ID Home Pct:	Polling Place Name Sample Ballot Address	Phone Map Number	User Codes	Accessible	Voting Precinct(s)	Ballot Type	Table ID	Reg Count	AV Count*	Consolidation
All Voting Precincts		Includes all Voting Precincts								
924 0050751	Bakersfield Elementary Teachers Assn 837 H St Bakersfield, CA 93304		BAKE	Usable	0050750 Voting Pct 50750 0050751 Voting Pct 50751 0050765 Voting Pct 50765	000193 000192 000193	A B C	785 421 1,244	526 314 858	0050750 0050755 0050751 0050765 0050771
Sub Total:								2,450	1,698	
603 0020289	Bakersfield First Church of the Nazarene 2801 Hughes Ln Bakersfield, CA 93304-5528		BAKE 1560	Usable	0020246 Voting Pct 20246 0020289 Voting Pct 20289	000057 000065	A B	1,070 1,429	742 1,005	0020246 0020247 0020289 0020291
Sub Total:								2,499	1,747	
172 0050521	Bakersfield Racquet Club 1660 Pine St Bakersfield, CA 93301-3418		BAKE 1085	Usable	0050517 Voting Pct 50517 0050519 Voting Pct 50519	000121 000083	A B	1,090 1,523	772 1,113	0050517 0050521 0050519 0050520
Sub Total:								2,613	1,885	
974 0020256	Berkshire Elementary School 3900 Berkshire Rd Bakersfield, CA 93313		BAKE	Usable	0020243 Voting Pct 20243	000005	A	1,600	1,065	0020243 0020244
Sub Total:								1,600	1,065	
972 0020262	Bill L. Williams Elementary School 5601 Harris Rd Bakersfield, CA 93313			Yes	0020262 Voting Pct 20262 0020282 Voting Pct 20282	000060 000060	A B	763 1,210	516 845	0020262 0020282 0022034
Sub Total:								1,973	1,361	
994 0050562	Cain Memorial Ame Church - Noah's Ark Bui 618 California Ave Bakersfield, CA 93301		BAKE	Yes	0050507 Voting Pct 50507	000177	A	1,131	721	0050507 0050508 0050567
Sub Total:								1,131	721	
941 0050508	California Ave Church Of Christ 1020 E California Ave Bakersfield, CA 93305		BAKE	Usable	0050509 Voting Pct 50509 0050511 Voting Pct 50511	000180 000181	A B	1,559 1,636	1,044 1,051	0050509 0050510 0050568 0050589 0050511 0050512
Sub Total:								3,195	2,095	
457 0035690	Canyon Hills Assembly Of God-Summit Bldg 7001 Auburn St Bakersfield, CA 93306-7213		BAKE 1190	Usable	0030322 Voting Pct 30322 0030337 Voting Pct 30337 0030338 Voting Pct 30338 0030339 Voting Pct 30339 0030370 Voting Pct 30370	000006 000123 000119 000119 000124	A B C D E	1,246 1,215 1,005 1,556 452	873 877 642 1,098 299	0030322 0030383 0030337 0030347 0035618 0030338 0035651 0035680 0030339 0035690 0030370
Sub Total:								5,474	3,789	

ID Home Pct:	Polling Place Name Sample Ballot Address	Phone Map Number	User Codes	Accessible	Voting Precinct(s)	Ballot Type	Table ID	Reg Count	AV Count*	Consolidation
All Voting Precincts		Includes all Voting Precincts								
201 0051310	Casa Loma Elementary School 525 E Casa Loma Dr Bakersfield, CA 93307-3732			Yes	0050541 Voting Pct 50541 0050543 Voting Pct 50543 0050590 Voting Pct 50590	000181 000185 000055	A B C	1,081 352 519	790 239 372	0050541 0050586 0050543 0050547 0050590
Sub Total:								1,952	1,401	
393 0043581	Centennial Elementary School 15200 Westdale Dr Bakersfield, CA 93314		BAKE 1210	Usable	0043050 Voting Pct 43050	000039	A	1,194	821	0043050 0043581
Sub Total:								1,194	821	
119 0022008	Central Seventh Day Adventist Church 4201 Wilson Rd Bakersfield, CA 93309-5933		BAKE 2425	Usable	0020249 Voting Pct 20249 0020260 Voting Pct 20260 0022004 Voting Pct 22004 0022006 Voting Pct 22006 0022008 Voting Pct 22008	000058 000061 000058 000058 000058	A B C D E	893 966 865 1,647 1,459	612 664 616 1,152 995	0020249 0020255 0020260 0022004 0022006 0022009 0022008 0022010
Sub Total:								5,830	4,039	
939 0030389	Cesar E. Chavez Elementary School 4201 Mesa Marin Dr Bakersfield, CA 93306		BAKE	Usable	0030389 Voting Pct 30389	000006	A	732	531	0030389
Sub Total:								732	531	
987 0030318	Col Howard Nichols Elementary 3401 Renegade Ave Bakersfield, CA 93306		BAKE	Yes	0030316 Voting Pct 30316	000006	A	963	649	0030316 0030320 0030346
Sub Total:								963	649	
522 0035635	Columbia Elementary School 703 Mondavi Way Bakersfield, CA 93312-4356		BAKE 1305	Usable	0035602 Voting Pct 35602 0035624 Voting Pct 35624 0035635 Voting Pct 35635	000125 000125 000125	A B C	614 456 1,061	446 347 679	0035602 0035624 0035635
Sub Total:								2,131	1,472	
958 0050525	Compassion Christian Center 1030 4th St Bakersfield, CA 93304-2204		BAKE	Usable	0050524 Voting Pct 50524	000183	A	1,571	1,106	0050524 0050525
Sub Total:								1,571	1,106	
411 0023241	Curran Middle School 1116 Lymric Way Bakersfield, CA 93309-4157		BAKE 1350	Usable	0023241 Voting Pct 23241	000105	A	683	467	0023241
Sub Total:								683	467	

ID Home Pct:	Polling Place Name Sample Ballot Address	Phone Map Number	User Codes	Accessible	Voting Precinct(s)	Ballot Type	Table ID	Reg Count	AV Count*	Consolidation
All Voting Precincts		Includes all Voting Precincts								
657 0022798	Daybreak Baptist Church 5446 Taft Hwy Bakersfield, CA 93313		BAKE	Yes	0020283 Voting Pct 20283 0020298 Voting Pct 20298	000060 000060	A B	2,568 1,210	2,020 922	0020283 0022035 0022036 0020298
Sub Total:								3,778	2,942	
127 0040496	Del Rio Elementary School 600 Hidalgo Dr Bakersfield, CA 93314		BAKE 1360	Usable	0040436 Voting Pct 40436 0040496 Voting Pct 40496	000147 000147	A B	839 1,396	551 1,031	0040436 0040496 0040498
Sub Total:								2,235	1,582	
106 0035628	Discovery Elementary School 7500 Vaquero Ave Bakersfield, CA 93308-6431		BAKE 1405	Usable	0035628 Voting Pct 35628	000005	A	1,815	1,312	0035628 0035646
Sub Total:								1,815	1,312	
179 0050512	Emerson Middle School Room 801 4th St Bakersfield, CA 93304			Yes	0050532 Voting Pct 50532	000183	A	1,301	857	0050532 0050533
Sub Total:								1,301	857	
162 0050505	Emmanuel Lutheran Church Parish Hall 1900 Baker St Bakersfield, CA 93305-3741			Yes	0050501 Voting Pct 50501 0050503 Voting Pct 50503 0050506 Voting Pct 50506	000177 000178 000177	A B C	487 614 952	314 434 622	0050501 0050502 0050503 0050506 0050583
Sub Total:								2,053	1,370	
521 0035659	Endeavour Elementary School 9300 Meacham Rd Bakersfield, CA 93312-4498		BAKE 1480	Usable	0035658 Voting Pct 35658 0035661 Voting Pct 35661	000005 000005	A B	1,053 710	749 480	0035658 0035659 0035661
Sub Total:								1,763	1,229	
975 0050020	Fairview Elementary School Room 3 425 E Fairview Rd Bakersfield, CA 93307			No	0050020 Voting Pct 50020 0050514 Voting Pct 50514	000090 000182	A B	1,131 1,258	745 855	0050020 0050514 0050530
Sub Total:								2,389	1,600	
88 0030350	First United Methodist Church 4600 Stockdale Hwy Bakersfield, CA 93309-2615		BAKE	Usable	0030348 Voting Pct 30348 0030351 Voting Pct 30351	000083 000083	A B	931 1,528	686 1,071	0030348 0030350 0030351 0030381 0030382
Sub Total:								2,459	1,757	

ID Home Pct:	Polling Place Name Sample Ballot Address	Phone Map Number	User Codes	Accessible	Voting Precinct(s)	Ballot Type	Table ID	Reg Count	AV Count*	Consolidation
All Voting Precincts		Includes all Voting Precincts								
610 0040430	Freedom Middle School 11445 Noriega Rd Bakersfield, CA 93312-8922		BAKE 1600	Usable	0040455 Voting Pct 40455	000039	A	2,038	1,498	0040455 0040459
Sub Total:								2,038	1,498	
699 0050702	Golden Valley High School 801 Hosking Ave Bakersfield, CA 93307		BAKE 1645	Usable	0050538 Voting Pct 50538 0050552 Voting Pct 50552 0050741 Voting Pct 50741	000182 000182 000090	A B C	701 911 1,124	530 680 762	0050538 0050552 0050772 0050741 0050780
Sub Total:								2,736	1,972	
389 0043053	Grace Baptist Church 2550 Jewetta Ave Bakersfield, CA 93312-9412		BAKE 1005	Usable	0033040 Voting Pct 33040 0043048 Voting Pct 43048 0043052 Voting Pct 43052 0043053 Voting Pct 43053	000039 000039 000039 000039	A B C D	1,616 1,084 903 1,228	1,089 749 633 855	0033040 0033045 0043048 0043052 0043053 0043054
Sub Total:								4,831	3,326	
973 0022018	Grace Bible Church 5207 Young St Bakersfield, CA 93311			Yes	0020294 Voting Pct 20294 0022033 Voting Pct 22033 0025271 Voting Pct 25271 0025272 Voting Pct 25272	000060 000060 000060 000060	A B C D	1,168 1,203 933 1,098	801 830 686 757	0020294 0022033 0025273 0025271 0025272
Sub Total:								4,402	3,074	
943 0032836	Granite Construction Inc. 3005 James Rd Bakersfield, CA 93308-9179		BAKE	Usable	0012620 Voting Pct 12620 0012622 Voting Pct 12622	000005 000005	A B	1,479 1,302	1,057 906	0012620 0012705 0012622 0012707 0012708
Sub Total:								2,781	1,963	
977 0022031	Granite Pointe Elementary School 2900 Berkshire Rd Bakersfield, CA 93313			No	0020271 Voting Pct 20271 0020272 Voting Pct 20272	000059 000005	A B	1,447 1,458	1,002 1,037	0020271 0022031 0020272 0020273
Sub Total:								2,905	2,039	
284 0032214	Greenacres Community Center 2014 Calloway Dr Bakersfield, CA 93312-2729		BAKE 1665	Usable	0032214 Voting Pct 32214 0033042 Voting Pct 33042	000005 000039	A B	651 1,128	436 732	0032214 0033042 0033046
Sub Total:								1,779	1,168	
43 0050742	Greenfield School District 1624 Fairview Rd Bakersfield, CA 93307-5512		BAKE 1695	Usable	0020245 Voting Pct 20245 0020248 Voting Pct 20248 0020257 Voting Pct 20257 0050742 Voting Pct 50742	000056 000057 000056 000090	A B C D	1,506 630 724 1,080	1,019 459 506 787	0020245 0020270 0020248 0020257 0050742
Sub Total:								3,940	2,771	

ID Home Pct:	Polling Place Name Sample Ballot Address	Phone Map Number	User Codes	Accessible	Voting Precinct(s)	Ballot Type	Table ID	Reg Count	AV Count*	Consolidation
All Voting Precincts		Includes all Voting Precincts								
265 0052070	Height Street Baptist Church 1010 Height St Bakersfield, CA 93305-2720		BAKE 1715	Usable	0050505 Voting Pct 50505 0052070 Voting Pct 52070 0052080 Voting Pct 52080	000179 000126 000126	A B C	690 978 1,001	487 668 698	0050505 0050595 0050596 0052070 0052080 0052081
Sub Total:								2,669	1,853	
962 0050778	Horizon Elementary School 7901 Monitor St Bakersfield, CA 93307-6079		BAKE	Usable	0050518 Voting Pct 50518 0050536 Voting Pct 50536 0050545 Voting Pct 50545	000090 000090 000090	A B C	384 489 1,363	278 385 1,041	0050518 0050536 0050545 0050778
Sub Total:								2,236	1,704	
561 0043054	Independence Elementary School 2345 Old Farm Road Bakersfield, CA 93312-3531		BAKE 1780	Usable	0040432 Voting Pct 40432 0040435 Voting Pct 40435	000039 000039	A B	738 1,334	545 1,069	0040432 0040434 0040435 0044127
Sub Total:								2,072	1,614	
940 0035690	Juliet Thorner Elementary School 5501 Thorner St Bakersfield, CA 93306			Yes	0015106 Voting Pct 15106 0015135 Voting Pct 15135	000006 000006	A B	1,590 1,144	1,277 865	0015106 0015136 0015135
Sub Total:								2,734	2,142	
976 0050575	Kern Agricultural Pavilion 3300 E Belle Ter Bakersfield, CA 93307		BAKE	Yes	0050576 Voting Pct 50576 0052400 Voting Pct 52400	000141 000130	A B	1,621 1,168	1,226 804	0050576 0050779 0052400 0052405
Sub Total:								2,789	2,030	
60 0040469	Kern Christian Center 4701 Gosford Rd Bakersfield, CA 93313-4809		BAKE 1860	Usable	0022018 Voting Pct 22018 0025270 Voting Pct 25270 0040469 Voting Pct 40469	000089 000060 000089	A B C	1,879 992 927	1,376 702 612	0022018 0022032 0025270 0040469
Sub Total:								3,798	2,690	
141 0040453	Kern City Recreation Center Sewing Room 1003 Pebble Beach Dr Bakersfield, CA 93309-2825		BAKE 0141	Yes	0022003 Voting Pct 22003 0022005 Voting Pct 22005	000084 000085	A B	855 1,026	607 712	0022003 0022005
Sub Total:								1,881	1,319	
200 0041475	Lakeside School 14535 Old River Rd Bakersfield, CA 93311-9756		BAKE 1915	Usable	0021781 Voting Pct 21781	000009	A	583	394	0021781 0021782
Sub Total:								583	394	

ID Home Pct:	Polling Place Name Sample Ballot Address	Phone Map Number	User Codes	Accessible	Voting Precinct(s)	Ballot Type	Table ID	Reg Count	AV Count*	Consolidation
All Voting Precincts		Includes all Voting Precincts								
683 0040407	Laurelglen Bible Church 2801 Ashe Rd Bakersfield, CA 93309		BAKE 1945	Usable	0040464 Voting Pct 40464	000089	A	1,231	932	0040464 0044128
Sub Total:								1,231	932	
132 0040443	Laurelglen Elementary School Music Room 2601 El Portal Dr Bakersfield, CA 93309-5333			Yes	0040461 Voting Pct 40461 0040480 Voting Pct 40480	000089 000089	A B	1,493 1,193	1,042 851	0040461 0044101 0040480 0040489
Sub Total:								2,686	1,893	
27 0050572	Leo G. Pauly Elementary School 313 Planz Rd Bakersfield, CA 93304			Yes	0050548 Voting Pct 50548 0050560 Voting Pct 50560	000055 000187	A B	1,201 900	837 612	0050548 0050572 0050733 0050739 0050560 0050578
Sub Total:								2,101	1,449	
191 0051228	McKee Middle School 205 McKee Rd Bakersfield, CA 93307		BAKE	Yes	0051227 Voting Pct 51227 0051228 Voting Pct 51228	000056 000056	A B	661 686	438 455	0051227 0051228
Sub Total:								1,347	893	
410 0023240	Munsey Elementary School 3801 Brave Ave Bakersfield, CA 93309-3378		BAKE 2030	Usable	0023239 Voting Pct 23239 0023240 Voting Pct 23240	000104 000104	A B	389 789	265 542	0023239 0023240
Sub Total:								1,178	807	
505 0040486	New Life Church - SW Campus 4201 Stine Rd Bakersfield, CA 93313-2303		BAKE 1080	Usable	0020253 Voting Pct 20253 0020254 Voting Pct 20254 0040407 Voting Pct 40407 0040444 Voting Pct 40444	000060 000005 000086 000060	A B C D	681 1,588 761 701	438 1,008 532 496	0020253 0020254 0020258 0040407 0040444
Sub Total:								3,731	2,474	
294 0032380	Niles East Mobile Estates 8500 Kern Canyon Rd Bakersfield, CA 93306-5083		BAKE 2085	Usable	0032330 Voting Pct 32330 0032340 Voting Pct 32340 0032380 Voting Pct 32380	000119 000123 000047	A B C	584 594 629	403 434 467	0032330 0032340 0032380
Sub Total:								1,807	1,304	
905 0015133	Norris Elementary School 7110 Old Farm Rd Bakersfield, CA 93312		BAKE	Usable	0015123 Voting Pct 15123 0015133 Voting Pct 15133	000004 000004	A B	1,080 927	765 673	0015123 0015133
Sub Total:								2,007	1,438	

ID Home Pct:	Polling Place Name Sample Ballot Address	Phone Map Number	User Codes	Accessible	Voting Precinct(s)	Ballot Type	Table ID	Reg Count	AV Count*	Consolidation
All Voting Precincts		Includes all Voting Precincts								
328 0012865	Norris Middle School 6940 Calloway Dr Bakersfield, CA 93312-9005		BAKE 2110	Usable	0011195 Voting Pct 11195	000004	A	1,366	1,019	0011195 0012656 0012865
Sub Total:								1,366	1,019	
970 0012670	North High School 300 Galaxy Ave Bakersfield, CA 93308		BAKE	Usable	0030060 Voting Pct 30060 0032240 Voting Pct 32240 0032441 Voting Pct 32441	000003 000003 000005	A B C	963 847 1,139	635 603 743	0030060 0032240 0032441 0032722 0033650
Sub Total:								2,949	1,981	
345 0032527	North of the River Veterans Hall Room 1 400 Norris Rd Bakersfield, CA 93308-3318		BAKE 2090	Usable	0012623 Voting Pct 12623 0012670 Voting Pct 12670 0030040 Voting Pct 30040 0030170 Voting Pct 30170 0031950 Voting Pct 31950	000005 000005 000005 000005 000005	A B C D E	1,823 1,586 1,255 1,209 707	1,231 1,082 828 830 459	0012623 0012690 0012670 0012680 0012700 0030040 0032527 0030170 0032721 0031950
Sub Total:								6,580	4,430	
62 0030302	Northminster Presbyterian Church 3700 Union Ave Bakersfield, CA 93305		BAKE 2130	Usable	0030302 Voting Pct 30302 0032170 Voting Pct 32170	000116 000005	A B	1,062 932	669 624	0030302 0030326 0032170 0033160
Sub Total:								1,994	1,293	
224 0020286	Panama Elementary School Gymnasium Stine Rd And Taft Hwy 9400 Stine Rd Bakersfield, CA 93313-9728			Yes	0020286 Voting Pct 20286 0022037 Voting Pct 22037	000005 000060	A B	1,504 1,726	1,061 1,320	0020286 0025290 0022037 0025292
Sub Total:								3,230	2,381	
133 0040437	Panama/Buena Vista School District 4200 Ashe Rd Bakersfield, CA 93313-2029		BAKE 2195	Usable	0040409 Voting Pct 40409 0040428 Voting Pct 40428 0040443 Voting Pct 40443	000125 000060 000089	A B C	1,153 954 703	804 621 509	0040409 0044121 0040428 0040445 0040443
Sub Total:								2,810	1,934	
101 0030375	Park Stockdale Community Center 205 Rio Bravo Dr Bakersfield, CA 93309-1932		BAKE 2200	Usable	0030352 Voting Pct 30352 0030374 Voting Pct 30374	000085 000085	A B	1,029 999	720 703	0030352 0030375 0035641 0030374
Sub Total:								2,028	1,423	
71 0030313	Parkside Church 2515 Church Ave Bakersfield, CA 93306-1053		BAKE	Usable	0030312 Voting Pct 30312	000006	A	1,131	760	0030312 0030313
Sub Total:								1,131	760	

ID Home Pct:	Polling Place Name Sample Ballot Address	Phone Map Number	User Codes	Accessible	Voting Precinct(s)	Ballot Type	Table ID	Reg Count	AV Count*	Consolidation
All Voting Precincts		Includes all Voting Precincts								
890 0040430	Patriot Elementary School 4410 Old Farm Rd Bakersfield, CA 93312		BAKE 2208	Usable	0040419 Voting Pct 40419 0044112 Voting Pct 44112	000004 000004	A B	1,292 1,010	960 758	0040419 0040450 0044112
Sub Total:								2,302	1,718	
982 0030394	Paul L. Cato Middle School 4115 Vineland Rd Bakersfield, CA 93306		BAKE	No	0015110 Voting Pct 15110 0015132 Voting Pct 15132	000006 000006	A B	880 1,046	732 791	0015110 0015132
Sub Total:								1,926	1,523	
314 0032532	Pioneer Drive Elementary School 4404 Pioneer Dr Bakersfield, CA 93306-5730		BAKE 2230	Usable	0031935 Voting Pct 31935 0032370 Voting Pct 32370 0032532 Voting Pct 32532	000124 000134 000135	A B C	868 748 995	562 508 621	0031935 0032350 0032370 0032532
Sub Total:								2,611	1,691	
582 0015109	Rio Bravo Fire Station 10 12100 Alfred Harrell Hwy Bakersfield, CA 93306-9781		BAKE 2315	Usable	0015109 Voting Pct 15109	000006	A	975	715	0015109
Sub Total:								975	715	
588 0035601	Riverlakes Community Church Auditorium 4301 Calloway Dr Bakersfield, CA 93312-5390		BAKE 2325	Usable	0030396 Voting Pct 30396 0035601 Voting Pct 35601 0035603 Voting Pct 35603 0035604 Voting Pct 35604 0035629 Voting Pct 35629 0035631 Voting Pct 35631 0040430 Voting Pct 40430	000004 000005 000004 000039 000005 000005 000039	A B C D E F G	812 859 881 1,186 1,147 1,023 1,652	582 617 637 884 844 725 1,166	0030396 0035601 0035660 0035603 0035691 0035604 0035669 0035629 0035631 0040430 0040465
Sub Total:								7,560	5,455	
632 0032997	Riverview Church Of Christ 241 E Roberts Ln Bakersfield, CA 93308-4816		BAKE 2330	Usable	0030150 Voting Pct 30150	000003	A	1,559	997	0030150 0030160
Sub Total:								1,559	997	
249 0041911	Rosedale Bible Church 16000 Rosedale Hwy Bakersfield, CA 93314		BAKE 2370	Usable	0041910 Voting Pct 41910 0041913 Voting Pct 41913 0041915 Voting Pct 41915 0043043 Voting Pct 43043 0043055 Voting Pct 43055 0043059 Voting Pct 43059	000028 000039 000149 000039 000147 000039	A B C D E F	626 1,937 1,594 1,329 1,017 1,337	450 1,504 1,158 987 761 967	0041910 0041911 0041913 0042637 0043041 0041915 0041960 0043579 0043043 0043582 0043055 0043061 0043059 0043060
Sub Total:								7,840	5,827	

ID Home Pct:	Polling Place Name Sample Ballot Address	Phone Map Number	User Codes	Accessible	Voting Precinct(s)	Ballot Type	Table ID	Reg Count	AV Count*	Consolidation
All Voting Precincts		Includes all Voting Precincts								
390 0043054	Rosedale Middle School Gymnasium 12463 Rosedale Hwy Bakersfield, CA 93312-8677		BAKE 2375	Usable	0043051 Voting Pct 43051	000147	A	620	466	0043051
Sub Total:								620	466	
486 0043048	Rosedale North Elementary School 11500 Meacham Rd Bakersfield, CA 93312-3331		BAKE 2380	Usable	0040433 Voting Pct 40433 0040460 Voting Pct 40460	000039 000039	A B	1,086 960	770 692	0040433 0040460
Sub Total:								2,046	1,462	
988 0050541	Sequoia Middle School 900 Belle Terrace Bakersfield, CA 93304		BAKE	Yes	0051180 Voting Pct 51180 0051331 Voting Pct 51331 0051332 Voting Pct 51332	000197 000105 000105	A B C	981 1,171 1,189	653 791 796	0051180 0053472 0051331 0051334 0051332 0051333
Sub Total:								3,341	2,240	
879 0051728	Shirley Lane Elementary School 6714 Shirley Ln Bakersfield, CA 93307		BAKE 2437	Usable	0051727 Voting Pct 51727 0051728 Voting Pct 51728	000127 000128	A B	592 558	389 385	0051727 0051728
Sub Total:								1,150	774	
57 0020288	So Bakersfield Veterans Hall Room 1 1905 Wilson Rd Bakersfield, CA 93304-5612		BAKE 2460	Usable	0020284 Voting Pct 20284 0020288 Voting Pct 20288	000064 000057	A B	907 924	628 617	0020284 0025286 0020288 0025287
Sub Total:								1,831	1,245	
991 0020232	South High School 1101 Planz Rd Bakersfield, CA 93304		BAKE	Yes	0020232 Voting Pct 20232 0020236 Voting Pct 20236 0050731 Voting Pct 50731	000054 000055 000054	A B C	734 1,561 1,136	526 1,130 788	0020232 0020236 0020279 0020280 0020285 0025284 0025285 0050731 0050735 0050743
Sub Total:								3,431	2,444	
868 0050575	Southeast Bakersfield Community Services 1600 E Belle Ter Bakersfield, CA 93307		BAKE 2478	Usable	0051310 Voting Pct 51310 0051313 Voting Pct 51313 0052033 Voting Pct 52033	000176 000200 000139	A B C	476 276 475	279 187 332	0051310 0051312 0051313 0052033
Sub Total:								1,227	798	
956 0040480	St Demiana Coptic Orthodox Church 9200 White Ln Bakersfield, CA 93311-2791		BAKE	Usable	0040421 Voting Pct 40421	000089	A	995	741	0040421
Sub Total:								995	741	

ID Home Pct:	Polling Place Name Sample Ballot Address	Phone Map Number	User Codes	Accessible	Voting Precinct(s)	Ballot Type	Table ID	Reg Count	AV Count*	Consolidation
All Voting Precincts		Includes all Voting Precincts								
488 0040475	St John's Lutheran Church Enter Off Bolthouse Dr 4500 Buena Vista Rd Bakersfield, CA 93311-9702		BAKE	Usable	0040471 Voting Pct 40471 0040475 Voting Pct 40475 0044104 Voting Pct 44104 0044105 Voting Pct 44105 0044106 Voting Pct 44106	000150 000089 000089 000150 000150	A B C D E	1,590 1,089 1,668 1,096 1,303	1,124 758 1,253 805 971	0040471 0044115 0040475 0044104 0044129 0044105 0044106
Sub Total:								6,746	4,911	
981 0032442	Standard School District 1200 N Chester Ave Bakersfield, CA 93308		BAKE	Yes	0012709 Voting Pct 12709 0031772 Voting Pct 31772	000005 000003	A B	1,124 1,162	782 748	0012709 0031772 0033390 0033391 0033393
Sub Total:								2,286	1,530	
969 0030399	Stella Hills Elementary School - Enter From 3800 Jewett Ave Bakersfield, CA 93301			Usable	0030325 Voting Pct 30325 0030332 Voting Pct 30332 0030399 Voting Pct 30399	000117 000121 000121	A B C	839 482 1,198	609 323 802	0030325 0030332 0030399 0035636
Sub Total:								2,519	1,734	
971 0025299	Stonecreek Junior High School 8000 Akers Rd Bakersfield, CA 93313			Yes	0020256 Voting Pct 20256 0020263 Voting Pct 20263 0022030 Voting Pct 22030 0025289 Voting Pct 25289	000005 000005 000005 000005	A B C D	1,565 889 1,775 1,009	1,061 631 1,248 678	0020256 0020265 0020263 0022030 0025299 0025289
Sub Total:								5,238	3,618	
953 0030313	Tehillah Church 3515 Mount Vernon Ave Bakersfield, CA 93306-1545		BAKE	Usable	0030318 Voting Pct 30318 0030321 Voting Pct 30321 0030367 Voting Pct 30367	000006 000006 000006	A B C	1,425 774 1,526	919 563 1,077	0030318 0030323 0030321 0030365 0030367 0030368
Sub Total:								3,725	2,559	
148 0044101	Tevis Junior High School 3901 Pin Oak Park Blvd Bakersfield, CA 93311		BAKE 2640	Usable	0040447 Voting Pct 40447 0040463 Voting Pct 40463	000089 000089	A B	1,022 971	739 667	0040447 0040463
Sub Total:								1,993	1,406	
935 0044103	The Bridge Bible Church 12225 Stockdale Hwy Bakersfield, CA 93314		BAKE	Usable	0040429 Voting Pct 40429 0040466 Voting Pct 40466 0044103 Voting Pct 44103	000147 000039 000039	A B C	1,390 1,332 1,095	984 974 871	0040429 0044125 0040466 0044114 0044103
Sub Total:								3,817	2,829	
980 0032765	The Church Of Jesus Christ Of Latter-day S 851 Monica St Bakersfield, CA 93306			No	0032751 Voting Pct 32751 0032762 Voting Pct 32762	000036 000138	A B	829 763	558 566	0032751 0032762 0032763
Sub Total:								1,592	1,124	

ID Home Pct:	Polling Place Name Sample Ballot Address	Phone Map Number	User Codes	Accessible	Voting Precinct(s)	Ballot Type	Table ID	Reg Count	AV Count*	Consolidation
All Voting Precincts		Includes all Voting Precincts								
910 0040421	The Oaks Community Church 10200 Campus Park Dr Bakersfield, CA 93311		BAKE	Usable	0040470 Voting Pct 40470 0040497 Voting Pct 40497 0044113 Voting Pct 44113	000089 000089 000089	A B C	1,081 884 803	776 610 581	0040470 0040497 0044113
Sub Total:								2,768	1,967	
478 0030390	Valley Baptist Church 4800 Fruitvale Ave Bakersfield, CA 93308-3947		BAKE 2725	Usable	0030387 Voting Pct 30387 0030390 Voting Pct 30390 0032640 Voting Pct 32640	000005 000003 000004	A B C	1,139 1,318 1,435	762 977 1,014	0030387 0035665 0030390 0035645 0032640 0032641 0032655
Sub Total:								3,892	2,753	
685 0032736	Valley Baptist Church, Olive Drive Campus 5500 Olive Dr Bakersfield, CA 93308		BAKE 2165	Usable	0012650 Voting Pct 12650 0032652 Voting Pct 32652 0032731 Voting Pct 32731 0032732 Voting Pct 32732	000004 000004 000003 000003	A B C D	1,338 1,413 1,219 307	925 977 838 227	0012650 0012657 0032652 0032654 0032731 0032736 0032732 0032733 0032742
Sub Total:								4,277	2,967	
920 0040419	Veterans Elementary School 6301 Old Farm Rd Bakersfield, CA 93312		BAKE	Usable	0015113 Voting Pct 15113 0015114 Voting Pct 15114 0015124 Voting Pct 15124	000004 000004 000004	A B C	1,121 797 1,123	831 569 859	0015113 0015114 0015124
Sub Total:								3,041	2,259	
267 0050727	Veterans Memorial Hall 2101 Ridge Rd Bakersfield, CA 93305-4124		BAKE 2745	Usable	0030317 Voting Pct 30317 0031478 Voting Pct 31478 0032310 Voting Pct 32310 0051690 Voting Pct 51690 0052110 Voting Pct 52110 0052490 Voting Pct 52490	000119 000129 000129 000126 000126 000126	A B C D E F	513 593 1,020 747 895 1,058	379 416 697 526 597 737	0030317 0031478 0032290 0032310 0051690 0052110 0052490
Sub Total:								4,826	3,352	
936 0033224	Virginia Avenue Elementary School 3301 Virginia Ave Bakersfield, CA 93307		BAKE	Usable	0032531 Voting Pct 32531 0033222 Voting Pct 33222 0035677 Voting Pct 35677	000135 000127 000141	A B C	1,320 1,064 821	893 734 580	0032531 0032534 0033222 0033224 0035677
Sub Total:								3,205	2,207	
437 0033492	Virginia Colony Fire Station 41 2214 Virginia Ave Bakersfield, CA 93307-2544		BAKE 2775	Usable	0033492 Voting Pct 33492	000130	A	955	584	0033492
Sub Total:								955	584	
292 0032370	Voorhies Elementary School 6001 Pioneer Dr Bakersfield, CA 93306-6032		BAKE 2005	Usable	0032360 Voting Pct 32360 0032750 Voting Pct 32750	000134 000036	A B	1,172 1,552	826 1,025	0032360 0032383 0032750 0032765
Sub Total:								2,724	1,851	

ID Home Pct:	Polling Place Name Sample Ballot Address	Phone Map Number	User Codes	Accessible	Voting Precinct(s)	Ballot Type	Table ID	Reg Count	AV Count*	Consolidation
All Voting Precincts		Includes all Voting Precincts								
983 0050585	Weill Institute 2100 Chester Ave Bakersfield, CA 93301		BAKE	Yes	0050523 Voting Pct 50523	000121	A	680	517	0050523 0050527
Sub Total:								680	517	
253 0031962	Wesley United Methodist Church 1314 Oswell St Bakersfield, CA 93306-4249		BAKE 2820	Usable	0031641 Voting Pct 31641 0031642 Voting Pct 31642 0031953 Voting Pct 31953 0031960 Voting Pct 31960	000126 000130 000131 000132	A B C D	610 797 1,390 1,287	404 551 955 886	0031641 0031642 0031953 0031954 0031955 0031956 0031958 0031959 0031960 0031962 0031963 0031964 0032300
Sub Total:								4,084	2,796	
990 0040401	West High School 1200 New Stine Rd Bakersfield, CA 93309		BAKE	Yes	0040401 Voting Pct 40401 0040415 Voting Pct 40415	000086 000086	A B	540 1,657	437 1,232	0040401 0040415 0040452 0040453
Sub Total:								2,197	1,669	
679 0030364	Westside Church of Christ Gymnasium 7300 Stockdale Hwy Bakersfield, CA 93309		BAKE 2835	Usable	0030354 Voting Pct 30354 0030364 Voting Pct 30364 0040405 Voting Pct 40405 0040440 Voting Pct 40440 0040454 Voting Pct 40454 0043290 Voting Pct 43290	000120 000120 000089 000089 000089 000122	A B C D E F	696 928 1,425 991 990 488	447 641 1,072 721 737 357	0030354 0030364 0040405 0040446 0040451 0040440 0040477 0040454 0043290
Sub Total:								5,518	3,975	
614 0035696	William B. Bimat Elementary School 8600 Northshore Dr Bakersfield, CA 93312		BAKE 2850	Usable	0030385 Voting Pct 30385 0030386 Voting Pct 30386 0030393 Voting Pct 30393	000004 000004 000004	A B C	713 1,185 854	512 824 634	0030385 0030386 0035696 0030393 0035695
Sub Total:								2,752	1,970	
937 0020121	Boron Bible Church 26921 John St Boron, CA 93516		BORO	Usable	0020121 Voting Pct 20121 0021660 Voting Pct 21660	000052 000052	A B	730 350	465 198	0020121 0021660 0021661
Sub Total:								1,080	663	
531 0041240	Pioneer Senior Building 131 E 1st St Buttonwillow, CA 93206		BUTT 2235	Usable	0041240 Voting Pct 41240	000009	A	368	213	0041240
Sub Total:								368	213	
196 0021289	First Baptist Church 8770 Lupine Loop Dr California City, CA 93505		CCIT 1540	Usable	0021280 Voting Pct 21280 0021283 Voting Pct 21283	000072 000072	A B	920 1,561	625 1,081	0021280 0021283 0021289

ID Home Pct:	Polling Place Name Sample Ballot Address	Phone Map Number	User Codes	Accessible	Voting Precinct(s)	Ballot Type	Table ID	Reg Count	AV Count*	Consolidation
All Voting Precincts		Includes all Voting Precincts								
						Sub Total:		2,481	1,706	
938 0021282	Strata Center 10350 Heather Ave California City, CA 93505		CCIT	Usable	0021275 Voting Pct 21275 0021281 Voting Pct 21281 0021282 Voting Pct 21282	000072 000072 000072	A B C	1,625 1,138 1,118	1,133 821 758	0021275 0021278 0021287 0021281 0021282
						Sub Total:		3,881	2,712	
215 0011600	Civic Center Hall Auditorium 1009 11th Ave Delano, CA 93215-2232		DELA 1300	Usable	0011570 Voting Pct 11570 0011610 Voting Pct 11610	000018 000018	A B	1,086 881	739 612	0011570 0011600 0011610
						Sub Total:		1,967	1,351	
538 0011580	Delano Regional Medical Center 1401 Garces Hwy Delano, CA 93215-3690		DELA 1385	Usable	0011548 Voting Pct 11548 0011580 Voting Pct 11580	000018 000018	A B	1,614 1,070	1,132 730	0011548 0011620 0011580
						Sub Total:		2,684	1,862	
951 0011550	Harold Olson Rotary Village 1635 Randolph St Delano, CA 93215-1580		DELA	Usable	0011550 Voting Pct 11550	000018	A	1,406	984	0011550 0011553
						Sub Total:		1,406	984	
955 0011550	North Kern Community School 1915 Cecil Ave Delano, CA 93215-1524		DELA	Usable	0011626 Voting Pct 11626	000018	A	1,858	1,395	0011626 0011628
						Sub Total:		1,858	1,395	
984 0011544	Pioneer School 1001 Hiett Ave Delano, CA 93215		DELA	Yes	0011530 Voting Pct 11530 0011546 Voting Pct 11546 0011554 Voting Pct 11554 0011557 Voting Pct 11557	000018 000018 000018 000018	A B C D	928 1,122 1,660 1,630	664 798 1,169 1,155	0011530 0011546 0011556 0011554 0011560 0011557 0011590 0011621
						Sub Total:		5,340	3,786	
216 0011570	Terrace Elementary School 1999 Norwalk St Delano, CA 93215-1458		DELA	Yes	0011540 Voting Pct 11540 0011552 Voting Pct 11552	000018 000018	A B	1,054 1,345	725 952	0011540 0011552 0011625
						Sub Total:		2,399	1,677	
343 0042846	Cuddy Hall 335 Lakewood Dr Frazier Park, CA 93225-9475		FPAR	Usable	0042845 Voting Pct 42845	000156	A	1,159	797	0042845 0042846
						Sub Total:		1,159	797	

ID Home Pct:	Polling Place Name Sample Ballot Address	Phone Map Number	User Codes	Accessible	Voting Precinct(s)	Ballot Type	Table ID	Reg Count	AV Count*	Consolidation
All Voting Precincts		Includes all Voting Precincts								
944 0041821	Frazier Park Branch Library 3732 Park Dr Frazier Park, CA 93225		FPAR	Usable	0041820 Voting Pct 41820	000163	A	1,417	954	0041820 0041821
Sub Total:								1,417	954	
698 0011990	Inyokern Baptist Church 6521 Plains Ave Inyokern, CA 93527		INYO 1795	Usable	0011990 Voting Pct 11990 0011991 Voting Pct 11991 0013078 Voting Pct 13078	000017 000017 000025	A B C	836 875 760	550 569 481	0011990 0011996 0011991 0013077 0013078
Sub Total:								2,471	1,600	
268 0012996	Kernville Community Building Room B 11447 Kernville Rd Kernville, CA 93238		KERN 1900	Usable	0012996 Voting Pct 12996	000012	A	838	653	0012996
Sub Total:								838	653	
310 0012505	Kern River Valley Eagles Lodge 12251 Highway 178 Lake Isabella, CA 93240-9523		LISA 1880	Usable	0012505 Voting Pct 12505	000012	A	1,105	785	0012505
Sub Total:								1,105	785	
271 0012174	Kern River Valley Veterans Building 6405 Lake Isabella Blvd Lake Isabella, CA 93240-9478		LISA 1890	Usable	0011190 Voting Pct 11190 0012173 Voting Pct 12173	000012 000012	A B	1,609 667	1,128 455	0011190 0011721 0012172 0012174 0012847 0012173 0012175 0012176 0013473
Sub Total:								2,276	1,583	
989 0011721	Kern Valley High School 3340 Erskine Creek Rd Lake Isabella, CA 93240		LISA	Yes	0012171 Voting Pct 12171	000012	A	945	621	0012171
Sub Total:								945	621	
447 0053570	Arvin Lamont Administrative Building 12014 Main St Lamont, CA 93241-2836		LAMO 1050	Usable	0052034 Voting Pct 52034	000098	A	796	534	0052034 0052035 0053570
Sub Total:								796	534	
274 0052182	David Head Community Building 10300 San Diego St Lamont, CA 93241-1743		LAMO 1355	Usable	0052180 Voting Pct 52180 0052183 Voting Pct 52183 0052184 Voting Pct 52184	000199 000199 000199	A B C	753 929 890	508 620 593	0052180 0052183 0052184 0052191
Sub Total:								2,572	1,721	

ID Home Pct:	Polling Place Name Sample Ballot Address	Phone Map Number	User Codes	Accessible	Voting Precinct(s)	Ballot Type	Table ID	Reg Count	AV Count*	Consolidation
All Voting Precincts		Includes all Voting Precincts								
281 0052185	Lamont Assembly of God Church 8300 Collison St Lamont, CA 93241-1012		LAMO 1920	Usable	0052182 Voting Pct 52182 0052185 Voting Pct 52185	000199 000199	A B	641 410	452 258	0052182 0052185
Sub Total:								1,051	710	
993 0041846	Frazier Mountain High School 700 Falcon Way Lebec, CA 93243		LEBE	Yes	0042218 Voting Pct 42218	000156	A	844	574	0042218 0042219 0042220
Sub Total:								844	574	
964 0042261	Lost Hills Community Center 14688 Lost Hills Rd Lost Hills, CA 93249		LHIL	Yes	0042261 Voting Pct 42261	000143	A	372	286	0042261
Sub Total:								372	286	
580 0042390	Maricopa Senior Center 271 California St Maricopa, Ca 93252		MARI 2000	Usable	0042390 Voting Pct 42390	000165	A	485	310	0042390
Sub Total:								485	310	
237 0012592	Church of the Living Savior 149 5th St Mc Farland, CA 93250-1633		MCFA 1270	Usable	0012592 Voting Pct 12592 0012593 Voting Pct 12593	000035 000035	A B	1,135 1,820	722 1,198	0012592 0012593 0012594 0012595 0012596
Sub Total:								2,955	1,920	
601 0012591	St Elizabeth's Church 835 E Perkins Ave Mc Farland, CA 93250-9520		MCFA 2500	Usable	0012591 Voting Pct 12591	000035	A	1,252	725	0012591 0012597 0012598
Sub Total:								1,252	725	
306 0022452	Mojave Veterans Building Room 1 15580 O St Mojave, CA 93501-1835		MOJA 2045	Usable	0022450 Voting Pct 22450	000050	A	1,586	1,041	0022450 0022452
Sub Total:								1,586	1,041	
231 0021711	Lynch Elementary School Foothill Ave & Granada St North Edwards, CA 93523		NEDW 1975	Usable	0021710 Voting Pct 21710	000052	A	538	372	0021710 0021711 0021712
Sub Total:								538	372	

ID Home Pct:	Polling Place Name Sample Ballot Address	Phone Map Number	User Codes	Accessible	Voting Precinct(s)	Ballot Type	Table ID	Reg Count	AV Count*	Consolidation
All Voting Precincts		Includes all Voting Precincts								
552 0042843	Pine Mountain Christian Community Church 16301 Askin Dr Pine Mountain Club, CA 93222		PMCL 2220	Usable	0042842 Voting Pct 42842	000156	A	1,330	1,013	0042842 0042843
Sub Total:								1,330	1,013	
840 0012939	Kerr Mcgee Community Center Pinnacles Room 100 W California Ave Ridgecrest, CA 93555		RIDG 1902	Usable	0012924 Voting Pct 12924 0012928 Voting Pct 12928 0012929 Voting Pct 12929 0012935 Voting Pct 12935 0012941 Voting Pct 12941 0013070 Voting Pct 13070 0013072 Voting Pct 13072	000037 000037 000037 000037 000037 000025 000025	A B C D E F G	1,621 1,815 1,479 1,111 1,521 937 742	1,180 1,236 1,028 808 1,048 703 532	0012924 0012926 0012928 0012936 0012929 0012931 0012935 0012941 0012943 0013070 0013079 0013072
Sub Total:								9,226	6,535	
373 0012939	RCA Church 800 W Upjohn Ave Ridgecrest, CA 93555-4544		RIDG 1180	Usable	0012925 Voting Pct 12925 0012933 Voting Pct 12933 0012934 Voting Pct 12934	000037 000037 000037	A B C	1,564 1,583 888	1,065 1,119 544	0012925 0012939 0012933 0012944 0012934
Sub Total:								4,035	2,728	
963 0012923	Ridgecrest Presbyterian Church 633 W Las Flores Ave Ridgecrest, CA 93555-3403		RIDG	Usable	0012921 Voting Pct 12921 0012922 Voting Pct 12922 0012923 Voting Pct 12923	000037 000037 000037	A B C	1,806 863 933	1,265 610 643	0012921 0012942 0012922 0012923
Sub Total:								3,602	2,518	
377 0012939	St. Ann's School 446 W Church Ave Ridgecrest, CA 93555-4607		RIDG 0377	Usable	0012927 Voting Pct 12927 0013076 Voting Pct 13076	000037 000025	A B	1,087 478	712 314	0012927 0013076
Sub Total:								1,565	1,026	
482 0023034	Hummel Community Building Room 1 2500 20th St West Rosamond, CA 93560		ROSA 1765	Usable	0023021 Voting Pct 23021 0023030 Voting Pct 23030	000101 000101	A B	1,555 1,408	1,063 1,013	0023021 0023022 0023030 0023034
Sub Total:								2,963	2,076	
892 0023031	Rosamond Community Services District 3179 35th St W Rosamond, CA 93560-5929		ROSA 2347	Usable	0023025 Voting Pct 23025	000101	A	1,159	828	0023025
Sub Total:								1,159	828	
954 0023035	United Park Apartments 1047 W Rosamond Blvd Rosamond, CA 93560-7498		ROSA	Usable	0023035 Voting Pct 23035	000101	A	1,204	851	0023035
Sub Total:								1,204	851	

ID Home Pct:	Polling Place Name Sample Ballot Address	Phone Map Number	User Codes	Accessible	Voting Precinct(s)	Ballot Type	Table ID	Reg Count	AV Count*	Consolidation
All Voting Precincts		Includes all Voting Precincts								
517 0023031	Wanda Kirk Library 3611 W Rosamond Blvd Rosamond, CA 93560-7653		ROSA 2780	Usable	0023031 Voting Pct 23031 0023450 Voting Pct 23450 0023451 Voting Pct 23451 0023452 Voting Pct 23452	000101 000071 000071 000101	A B C D	918 932 380 852	623 591 252 537	0023031 0023450 0023668 0023669 0023674 0023451 0023452 0023673
Sub Total:								3,082	2,003	
675 0023020	Wayside Chapel Community Church 2584 Felsite Ave Rosamond, CA 93560		ROSA 2805	Usable	0023020 Voting Pct 23020 0023023 Voting Pct 23023	000101 000101	A B	1,052 1,234	695 893	0023020 0023023
Sub Total:								2,286	1,588	
394 0013110	Shafter Veterans Building 309 California Ave Shafter, CA 93263-2016		SHAF 2435	Usable	0013100 Voting Pct 13100 0013107 Voting Pct 13107 0013110 Voting Pct 13110 0013120 Voting Pct 13120 0013129 Voting Pct 13129	000041 000041 000041 000046 000041	A B C D E	1,461 1,294 1,485 1,243 861	1,010 860 1,016 822 597	0013100 0013132 0013138 0013107 0013119 0013126 0013110 0013125 0013130 0013120 0013121 0013139 0013129 0013144 0013146 0013147
Sub Total:								6,344	4,305	
240 0041800	Taft Veterans Building Taylor And Cedar 218 Taylor St Taft, CA 93268-2116		TAFT 2605	Usable	0041780 Voting Pct 41780 0042630 Voting Pct 42630 0043310 Voting Pct 43310 0043340 Voting Pct 43340	000153 000153 000153 000153	A B C D	1,345 646 724 1,002	830 441 425 620	0041780 0041790 0041800 0041810 0042630 0043310 0043330 0043340 0043350
Sub Total:								3,717	2,316	
533 0043320	Westside Recreation & Park Dist 500 Cascade Pl Taft, CA 93268-2641		TAFT 2840	Usable	0043170 Voting Pct 43170 0043320 Voting Pct 43320	000153 000153	A B	1,400 1,647	896 1,046	0043170 0043360 0043320 0043352
Sub Total:								3,047	1,942	
882 0021887	Country Oaks Baptist Church Chapel 20915 Schout Rd Tehachapi, CA 93561		TEHA 1338	Usable	0021512 Voting Pct 21512 0021888 Voting Pct 21888 0021889 Voting Pct 21889	000053 000077 000077	A B C	1,089 1,381 1,513	820 1,012 1,062	0021512 0021929 0021888 0021893 0021889 0021896
Sub Total:								3,983	2,894	
431 0023403	First Baptist Church 1049 S Curry St Tehachapi, CA 93561-2303		TEHA	Usable	0022480 Voting Pct 22480 0023401 Voting Pct 23401 0023402 Voting Pct 23402 0023404 Voting Pct 23404 0023406 Voting Pct 23406	000078 000078 000078 000078 000078	A B C D E	1,258 829 1,164 1,314 1,010	892 598 838 964 672	0022480 0023418 0023420 0023401 0023403 0023402 0023413 0023404 0023414 0023421 0023406 0023412 0023417 0023419
Sub Total:								5,575	3,964	

ID Home Pct:	Polling Place Name Sample Ballot Address	Phone Map Number	User Codes	Accessible	Voting Precinct(s)	Ballot Type	Table ID	Reg Count	AV Count*	Consolidation
All Voting Precincts		Includes all Voting Precincts								
244 0021896	Golden Hills Community Services District 21415 Reeves St Tehachapi, CA 93561		TEHA 1635	Usable	0021885 Voting Pct 21885 0021894 Voting Pct 21894	000077 000077	A B	875 1,066	622 764	0021885 0023407 0023408 0023416 0021894
Sub Total:								1,941	1,386	
641 0021148	Oak Tree Country Club 29500 N Lower Valley Rd Tehachapi, CA 93561		TEHA 2140	Usable	0021144 Voting Pct 21144	000068	A	982	775	0021144
Sub Total:								982	775	
308 0023211	Stallion Springs Gymnasium & Multi-Purp 27850 Stallion Springs Dr Tehachapi, CA 93561-5267		TEHA 2555	Usable	0023211 Voting Pct 23211 0023212 Voting Pct 23212	000053 000053	A B	1,114 832	781 629	0023211 0023212
Sub Total:								1,946	1,410	
881 0021513	Tehachapi Valley United Methodist Church 20400 Backes Ln Tehachapi, CA 93561		TEHA 2697	Usable	0021886 Voting Pct 21886	000077	A	1,008	694	0021886 0021887 0021895 0021897 0021898
Sub Total:								1,008	694	
207 0021511	Tehachapi/Cummings Water District 22901 Banducci Rd Tehachapi, CA 93561		TEHA 2625	Usable	0021511 Voting Pct 21511 0021513 Voting Pct 21513	000053 000077	A B	381 262	277 193	0021511 0021513
Sub Total:								643	470	
184 0021145	Whiting Center 26900 Bear Valley Rd Tehachapi, CA 93561-7242		TEHA 2845	Usable	0021143 Voting Pct 21143 0021145 Voting Pct 21145 0021148 Voting Pct 21148	000068 000068 000068	A B C	1,124 1,442 852	860 1,132 649	0021143 0021145 0021146 0021147 0021149 0021148
Sub Total:								3,418	2,641	
443 0043570	Wasco Veterans Hall 1202 Poplar Ave Wasco, CA 93280-2204		WASC 2785	Usable	0043510 Voting Pct 43510 0043520 Voting Pct 43520 0043540 Voting Pct 43540 0043567 Voting Pct 43567 0043568 Voting Pct 43568 0043570 Voting Pct 43570 0043572 Voting Pct 43572	000013 000013 000172 000173 000048 000172 000013	A B C D E F G	877 808 994 1,459 1,533 810 887	591 504 692 949 1,035 552 591	0043510 0043520 0043530 0043560 0043540 0043550 0043567 0043577 0043568 0043573 0043570 0043574 0043572
Sub Total:								7,368	4,914	
405 0013194	Southlake Fire Station 71 9000 Navajo Ave Weldon, CA 93283-9723		WELD 2480	Usable	0013194 Voting Pct 13194	000010	A	535	368	0013194
Sub Total:								535	368	

ID Home Pct:	Polling Place Name Sample Ballot Address	Phone Map Number	User Codes	Accessible	Voting Precinct(s)	Ballot Type	Table ID	Reg Count	AV Count*	Consolidation
All Voting Precincts		Includes all Voting Precincts								
448 0013580	Weldon United Methodist Church 20021 Highway 178 Weldon, CA 93283-9530		WELD 2815	Usable	0011155 Voting Pct 11155	000010	A	1,261	873	0011155 0011762 0012741 0013580
Sub Total:								1,261	873	
904 0013640	St Jude's Catholic Church 86 Nellie Dent Dr Wofford Heights, CA 93285		WHEI	Usable	0011725 Voting Pct 11725	000012	A	1,209	900	0011725 0013640
Sub Total:								1,209	900	

ID	Polling Place Name	Phone				Ballot	Table	Reg	AV	
Home Pct:	Sample Ballot Address	Map Number	User Codes	Accessible	Voting Precinct(s)	Type	ID	Count	Count*	Consolidation

Total Selected Poll Sites: 151

Total Selected Voting Precincts: 364

Total Unassigned Voting Precincts: 0

Grand Total:392,664274,926

ID	Polling Place Name	Phone				Ballot	Table	Reg	AV	
Home Pct:	Sample Ballot Address	Map Number	User Codes	Accessible	Voting Precinct(s)	Type	ID	Count	Count*	Consolidation

Mail Ballot Precincts:

7010010	Mailed Pct 10010	BT: 0000 01	7011542	Mailed Pct 11542	BT: 0000 18
7010015	Mailed Pct 10015	BT: 0000 02	7011627	Mailed Pct 11627	BT: 0000 21
7010050	Mailed Pct 10050	BT: 0000 03	7011632	Mailed Pct 11632	BT: 0000 15
7010080	Mailed Pct 10080	BT: 0000 04	7011683	Mailed Pct 11683	BT: 0000 22
7010084	Mailed Pct 10084	BT: 0000 05	7011703	Mailed Pct 11703	BT: 0000 23
7010085	Mailed Pct 10085	BT: 0000 06	7011719	Mailed Pct 11719	BT: 0000 12
7010090	Mailed Pct 10090	BT: 0000 07	7011759	Mailed Pct 11759	BT: 0000 22
7010225	Mailed Pct 10225	BT: 0000 05	7011760	Mailed Pct 11760	BT: 0000 07
7010226	Mailed Pct 10226	BT: 0000 06	7011773	Mailed Pct 11773	BT: 0000 06
7010229	Mailed Pct 10229	BT: 0000 06	7011820	Mailed Pct 11820	BT: 0000 24
7011135	Mailed Pct 11135	BT: 0000 08	7011835	Mailed Pct 11835	BT: 0000 25
7011153	Mailed Pct 11153	BT: 0000 09	7011840	Mailed Pct 11840	BT: 0000 09
7011171	Mailed Pct 11171	BT: 0000 11	7011870	Mailed Pct 11870	BT: 0000 26
7011200	Mailed Pct 11200	BT: 0000 13	7011880	Mailed Pct 11880	BT: 0000 27
7011202	Mailed Pct 11202	BT: 0000 14	7011900	Mailed Pct 11900	BT: 0000 19
7011208	Mailed Pct 11208	BT: 0000 10	7011915	Mailed Pct 11915	BT: 0000 28
7011209	Mailed Pct 11209	BT: 0000 15	7011922	Mailed Pct 11922	BT: 0000 12
7011290	Mailed Pct 11290	BT: 0000 13	7011983	Mailed Pct 11983	BT: 0000 29
7011382	Mailed Pct 11382	BT: 0000 16	7011999	Mailed Pct 11999	BT: 0000 30
7011391	Mailed Pct 11391	BT: 0000 17	7012010	Mailed Pct 12010	BT: 0000 03
7011538	Mailed Pct 11538	BT: 0000 19	7012013	Mailed Pct 12013	BT: 0000 31
7011541	Mailed Pct 11541	BT: 0000 20	7012056	Mailed Pct 12056	BT: 0000 07

ID	Polling Place Name	Phone				Ballot	Table	Reg	AV	
Home Pct:	Sample Ballot Address	Map Number	User Codes	Accessible	Voting Precinct(s)	Type	ID	Count	Count*	Consolidation
7012160	Mailed Pct 12160	BT: 0000 12	7013182	Mailed Pct 13182	BT: 0000 40					
7012162	Mailed Pct 12162	BT: 0000 32	7013369	Mailed Pct 13369	BT: 0000 47					
7012164	Mailed Pct 12164	BT: 0000 33	7013507	Mailed Pct 13507	BT: 0000 19					
7012277	Mailed Pct 12277	BT: 0000 34	7013569	Mailed Pct 13569	BT: 0000 48					
7012397	Mailed Pct 12397	BT: 0000 05	7015125	Mailed Pct 15125	BT: 0000 04					
7012413	Mailed Pct 12413	BT: 0000 15	7015128	Mailed Pct 15128	BT: 0000 04					
7012712	Mailed Pct 12712	BT: 0000 05	7015131	Mailed Pct 15131	BT: 0000 39					
7012757	Mailed Pct 12757	BT: 0000 36	7015134	Mailed Pct 15134	BT: 0000 28					
7012856	Mailed Pct 12856	BT: 0000 26	7020012	Mailed Pct 20012	BT: 0000 49					
7012912	Mailed Pct 12912	BT: 0000 09	7020014	Mailed Pct 20014	BT: 0000 50					
7012937	Mailed Pct 12937	BT: 0000 38	7020034	Mailed Pct 20034	BT: 0000 51					
7012992	Mailed Pct 12992	BT: 0000 14	7020036	Mailed Pct 20036	BT: 0000 52					
7013047	Mailed Pct 13047	BT: 0000 39	7020110	Mailed Pct 20110	BT: 0000 08					
7013068	Mailed Pct 13068	BT: 0000 40	7020143	Mailed Pct 20143	BT: 0000 01					
7013095	Mailed Pct 13095	BT: 0000 09	7020175	Mailed Pct 20175	BT: 0000 05					
7013102	Mailed Pct 13102	BT: 0000 42	7020176	Mailed Pct 20176	BT: 0000 53					
7013104	Mailed Pct 13104	BT: 0000 43	7020250	Mailed Pct 20250	BT: 0000 59					
7013105	Mailed Pct 13105	BT: 0000 44	7020264	Mailed Pct 20264	BT: 0000 62					
7013106	Mailed Pct 13106	BT: 0000 41	7020266	Mailed Pct 20266	BT: 0000 05					
7013112	Mailed Pct 13112	BT: 0000 45	7020267	Mailed Pct 20267	BT: 0000 63					
7013114	Mailed Pct 13114	BT: 0000 45	7020281	Mailed Pct 20281	BT: 0000 60					
7013115	Mailed Pct 13115	BT: 0000 41	7021136	Mailed Pct 21136	BT: 0000 66					
7013134	Mailed Pct 13134	BT: 0000 42	7021138	Mailed Pct 21138	BT: 0000 67					

ID Home Pct:	Polling Place Name Sample Ballot Address	Phone Map Number	User Codes	Accessible	Voting Precinct(s)	Ballot Type	Table ID	Reg Count	AV Count*	Consolidation
7021139	Mailed Pct 21139	BT: 0000 08	7021905	Mailed Pct 21905	BT: 0000 81					
7021222	Mailed Pct 21222	BT: 0000 69	7021923	Mailed Pct 21923	BT: 0000 77					
7021230	Mailed Pct 21230	BT: 0000 26	7021924	Mailed Pct 21924	BT: 0000 78					
7021231	Mailed Pct 21231	BT: 0000 70	7021925	Mailed Pct 21925	BT: 0000 78					
7021235	Mailed Pct 21235	BT: 0000 56	7021927	Mailed Pct 21927	BT: 0000 82					
7021257	Mailed Pct 21257	BT: 0000 01	7022001	Mailed Pct 22001	BT: 0000 83					
7021261	Mailed Pct 21261	BT: 0000 71	7022007	Mailed Pct 22007	BT: 0000 86					
7021276	Mailed Pct 21276	BT: 0000 73	7022013	Mailed Pct 22013	BT: 0000 87					
7021279	Mailed Pct 21279	BT: 0000 72	7022014	Mailed Pct 22014	BT: 0000 88					
7021301	Mailed Pct 21301	BT: 0000 63	7022015	Mailed Pct 22015	BT: 0000 88					
7021304	Mailed Pct 21304	BT: 0000 01	7022019	Mailed Pct 22019	BT: 0000 90					
7021381	Mailed Pct 21381	BT: 0000 74	7022022	Mailed Pct 22022	BT: 0000 09					
7021387	Mailed Pct 21387	BT: 0000 75	7022025	Mailed Pct 22025	BT: 0000 91					
7021477	Mailed Pct 21477	BT: 0000 09	7022028	Mailed Pct 22028	BT: 0000 56					
7021493	Mailed Pct 21493	BT: 0000 76	7022029	Mailed Pct 22029	BT: 0000 57					
7021494	Mailed Pct 21494	BT: 0000 17	7022205	Mailed Pct 22205	BT: 0000 77					
7021501	Mailed Pct 21501	BT: 0000 75	7022217	Mailed Pct 22217	BT: 0000 74					
7021514	Mailed Pct 21514	BT: 0000 77	7022227	Mailed Pct 22227	BT: 0000 92					
7021527	Mailed Pct 21527	BT: 0000 75	7022234	Mailed Pct 22234	BT: 0000 93					
7021637	Mailed Pct 21637	BT: 0000 78	7022283	Mailed Pct 22283	BT: 0000 90					
7021717	Mailed Pct 21717	BT: 0000 75	7022421	Mailed Pct 22421	BT: 0000 94					
7021752	Mailed Pct 21752	BT: 0000 79	7022454	Mailed Pct 22454	BT: 0000 50					
7021879	Mailed Pct 21879	BT: 0000 80	7022456	Mailed Pct 22456	BT: 0000 95					

ID Home Pct:	Polling Place Name Sample Ballot Address	Phone Map Number	User Codes	Accessible	Voting Precinct(s)	Ballot Type	Table ID	Reg Count	AV Count*	Consolidation
7022473	Mailed Pct 22473	BT: 0000 50	7023476	Mailed Pct 23476	BT: 0000 53					
7022600	Mailed Pct 22600	BT: 0000 96	7023500	Mailed Pct 23500	BT: 0000 08					
7022658	Mailed Pct 22658	BT: 0000 82	7023505	Mailed Pct 23505	BT: 0000 19					
7022768	Mailed Pct 22768	BT: 0000 97	7023590	Mailed Pct 23590	BT: 0001 09					
7022791	Mailed Pct 22791	BT: 0000 63	7023604	Mailed Pct 23604	BT: 0001 10					
7022793	Mailed Pct 22793	BT: 0000 09	7023606	Mailed Pct 23606	BT: 0001 11					
7022803	Mailed Pct 22803	BT: 0000 98	7023610	Mailed Pct 23610	BT: 0000 05					
7022805	Mailed Pct 22805	BT: 0000 96	7023766	Mailed Pct 23766	BT: 0001 12					
7023016	Mailed Pct 23016	BT: 0000 93	7025274	Mailed Pct 25274	BT: 0000 59					
7023018	Mailed Pct 23018	BT: 0000 99	7025275	Mailed Pct 25275	BT: 0000 59					
7023019	Mailed Pct 23019	BT: 0001 00	7025276	Mailed Pct 25276	BT: 0001 13					
7023024	Mailed Pct 23024	BT: 0001 01	7025277	Mailed Pct 25277	BT: 0001 14					
7023037	Mailed Pct 23037	BT: 0000 71	7025278	Mailed Pct 25278	BT: 0001 15					
7023082	Mailed Pct 23082	BT: 0000 71	7025280	Mailed Pct 25280	BT: 0000 62					
7023084	Mailed Pct 23084	BT: 0001 02	7030083	Mailed Pct 30083	BT: 0000 03					
7023148	Mailed Pct 23148	BT: 0000 33	7030303	Mailed Pct 30303	BT: 0001 17					
7023198	Mailed Pct 23198	BT: 0001 02	7030324	Mailed Pct 30324	BT: 0001 20					
7023201	Mailed Pct 23201	BT: 0001 03	7030327	Mailed Pct 30327	BT: 0000 03					
7023221	Mailed Pct 23221	BT: 0000 10	7030329	Mailed Pct 30329	BT: 0000 05					
7023303	Mailed Pct 23303	BT: 0001 06	7030330	Mailed Pct 30330	BT: 0000 03					
7023395	Mailed Pct 23395	BT: 0001 07	7030331	Mailed Pct 30331	BT: 0001 16					
7023469	Mailed Pct 23469	BT: 0001 08	7030336	Mailed Pct 30336	BT: 0001 22					
7023470	Mailed Pct 23470	BT: 0000 79	7030343	Mailed Pct 30343	BT: 0001 20					

ID	Polling Place Name	Phone				Ballot	Table	Reg	AV	
Home Pct:	Sample Ballot Address	Map Number	User Codes	Accessible	Voting Precinct(s)	Type	ID	Count	Count*	Consolidation
7030344	Mailed Pct 30344	BT: 0001 21	7033499	Mailed Pct 33499	BT: 0000 05					
7030357	Mailed Pct 30357	BT: 0001 04	7035600	Mailed Pct 35600	BT: 0000 04					
7030371	Mailed Pct 30371	BT: 0001 24	7035639	Mailed Pct 35639	BT: 0000 04					
7030372	Mailed Pct 30372	BT: 0000 04	7035662	Mailed Pct 35662	BT: 0000 05					
7030395	Mailed Pct 30395	BT: 0001 25	7035663	Mailed Pct 35663	BT: 0000 39					
7031178	Mailed Pct 31178	BT: 0001 26	7035670	Mailed Pct 35670	BT: 0001 22					
7031211	Mailed Pct 31211	BT: 0001 27	7035676	Mailed Pct 35676	BT: 0001 40					
7031212	Mailed Pct 31212	BT: 0001 28	7035683	Mailed Pct 35683	BT: 0000 85					
7031217	Mailed Pct 31217	BT: 0000 08	7035685	Mailed Pct 35685	BT: 0000 89					
7031665	Mailed Pct 31665	BT: 0000 05	7035687	Mailed Pct 35687	BT: 0001 42					
7031740	Mailed Pct 31740	BT: 0000 05	7035692	Mailed Pct 35692	BT: 0000 04					
7032213	Mailed Pct 32213	BT: 0000 05	7040140	Mailed Pct 40140	BT: 0001 43					
7032239	Mailed Pct 32239	BT: 0001 33	7040141	Mailed Pct 40141	BT: 0001 44					
7032253	Mailed Pct 32253	BT: 0001 29	7040142	Mailed Pct 40142	BT: 0001 45					
7032381	Mailed Pct 32381	BT: 0001 24	7040144	Mailed Pct 40144	BT: 0001 46					
7032386	Mailed Pct 32386	BT: 0001 35	7040413	Mailed Pct 40413	BT: 0001 47					
7032387	Mailed Pct 32387	BT: 0001 36	7040437	Mailed Pct 40437	BT: 0000 60					
7032493	Mailed Pct 32493	BT: 0001 37	7040438	Mailed Pct 40438	BT: 0001 48					
7032752	Mailed Pct 32752	BT: 0001 38	7040439	Mailed Pct 40439	BT: 0001 49					
7033210	Mailed Pct 33210	BT: 0000 05	7040472	Mailed Pct 40472	BT: 0000 88					
7033223	Mailed Pct 33223	BT: 0001 28	7040478	Mailed Pct 40478	BT: 0001 50					
7033226	Mailed Pct 33226	BT: 0001 28	7040492	Mailed Pct 40492	BT: 0001 22					
7033491	Mailed Pct 33491	BT: 0001 39	7041139	Mailed Pct 41139	BT: 0001 51					

ID Home Pct:	Polling Place Name Sample Ballot Address	Phone Map Number	User Codes	Accessible	Voting Precinct(s)	Ballot Type	Table ID	Reg Count	AV Count*	Consolidation
7041143	Mailed Pct 41143	BT: 0001 52	7042784	Mailed Pct 42784	BT: 0000 09					
7041149	Mailed Pct 41149	BT: 0001 53	7042785	Mailed Pct 42785	BT: 0001 67					
7041160	Mailed Pct 41160	BT: 0001 54	7042789	Mailed Pct 42789	BT: 0001 67					
7041241	Mailed Pct 41241	BT: 0000 09	7042910	Mailed Pct 42910	BT: 0001 68					
7041476	Mailed Pct 41476	BT: 0000 63	7043044	Mailed Pct 43044	BT: 0000 39					
7041495	Mailed Pct 41495	BT: 0001 55	7043063	Mailed Pct 43063	BT: 0001 69					
7041496	Mailed Pct 41496	BT: 0001 56	7043101	Mailed Pct 43101	BT: 0001 70					
7041505	Mailed Pct 41505	BT: 0001 57	7043295	Mailed Pct 43295	BT: 0000 14					
7041507	Mailed Pct 41507	BT: 0001 58	7043458	Mailed Pct 43458	BT: 0001 71					
7041623	Mailed Pct 41623	BT: 0000 09	7043561	Mailed Pct 43561	BT: 0000 13					
7041665	Mailed Pct 41665	BT: 0001 59	7043576	Mailed Pct 43576	BT: 0000 13					
7041769	Mailed Pct 41769	BT: 0001 60	7044116	Mailed Pct 44116	BT: 0000 39					
7041778	Mailed Pct 41778	BT: 0001 61	7044120	Mailed Pct 44120	BT: 0001 47					
7041815	Mailed Pct 41815	BT: 0001 62	7044123	Mailed Pct 44123	BT: 0000 89					
7041914	Mailed Pct 41914	BT: 0000 39	7044133	Mailed Pct 44133	BT: 0001 48					
7041930	Mailed Pct 41930	BT: 0000 13	7050025	Mailed Pct 50025	BT: 0000 56					
7042223	Mailed Pct 42223	BT: 0001 64	7050030	Mailed Pct 50030	BT: 0000 90					
7042265	Mailed Pct 42265	BT: 0001 43	7050032	Mailed Pct 50032	BT: 0000 90					
7042427	Mailed Pct 42427	BT: 0001 66	7050212	Mailed Pct 50212	BT: 0001 75					
7042441	Mailed Pct 42441	BT: 0001 66	7050220	Mailed Pct 50220	BT: 0001 39					
7042517	Mailed Pct 42517	BT: 0001 48	7050221	Mailed Pct 50221	BT: 0001 76					
7042521	Mailed Pct 42521	BT: 0001 49	7050504	Mailed Pct 50504	BT: 0001 78					
7042783	Mailed Pct 42783	BT: 0000 09	7050526	Mailed Pct 50526	BT: 0001 84					

ID Home Pct:	Polling Place Name Sample Ballot Address	Phone Map Number	User Codes	Accessible	Voting Precinct(s)	Ballot Type	Table ID	Reg Count	AV Count*	Consolidation
7050529	Mailed Pct 50529	BT: 0001 14	7050734	Mailed Pct 50734	BT: 0000 87					
7050537	Mailed Pct 50537	BT: 0001 21	7050748	Mailed Pct 50748	BT: 0001 92					
7050540	Mailed Pct 50540	BT: 0001 83	7050749	Mailed Pct 50749	BT: 0001 93					
7050542	Mailed Pct 50542	BT: 0001 82	7050758	Mailed Pct 50758	BT: 0001 77					
7050546	Mailed Pct 50546	BT: 0001 86	7050759	Mailed Pct 50759	BT: 0001 94					
7050551	Mailed Pct 50551	BT: 0001 82	7050760	Mailed Pct 50760	BT: 0001 95					
7050557	Mailed Pct 50557	BT: 0001 32	7050764	Mailed Pct 50764	BT: 0000 90					
7050561	Mailed Pct 50561	BT: 0001 82	7050769	Mailed Pct 50769	BT: 0001 96					
7050563	Mailed Pct 50563	BT: 0001 88	7051188	Mailed Pct 51188	BT: 0000 79					
7050564	Mailed Pct 50564	BT: 0001 41	7051233	Mailed Pct 51233	BT: 0000 56					
7050566	Mailed Pct 50566	BT: 0001 32	7051293	Mailed Pct 51293	BT: 0001 98					
7050573	Mailed Pct 50573	BT: 0001 87	7051294	Mailed Pct 51294	BT: 0001 99					
7050579	Mailed Pct 50579	BT: 0000 55	7051295	Mailed Pct 51295	BT: 0001 98					
7050581	Mailed Pct 50581	BT: 0001 81	7051297	Mailed Pct 51297	BT: 0001 99					
7050582	Mailed Pct 50582	BT: 0001 84	7051298	Mailed Pct 51298	BT: 0001 98					
7050597	Mailed Pct 50597	BT: 0001 89	7051490	Mailed Pct 51490	BT: 0000 94					
7050702	Mailed Pct 50702	BT: 0001 82	7051494	Mailed Pct 51494	BT: 0002 01					
7050707	Mailed Pct 50707	BT: 0001 82	7051679	Mailed Pct 51679	BT: 0000 96					
7050712	Mailed Pct 50712	BT: 0001 90	7051704	Mailed Pct 51704	BT: 0002 02					
7050713	Mailed Pct 50713	BT: 0001 82	7051739	Mailed Pct 51739	BT: 0002 03					
7050726	Mailed Pct 50726	BT: 0000 56	7051751	Mailed Pct 51751	BT: 0000 79					
7050730	Mailed Pct 50730	BT: 0001 91	7051779	Mailed Pct 51779	BT: 0002 04					
7050732	Mailed Pct 50732	BT: 0001 05	7051972	Mailed Pct 51972	BT: 0000 90					

ID	Polling Place Name	Phone				Ballot	Table	Reg	AV	
Home Pct:	Sample Ballot Address	Map Number	User Codes	Accessible	Voting Precinct(s)	Type	ID	Count	Count*	Consolidation
7052140	Mailed Pct 52140	BT: 0002 05								
7052142	Mailed Pct 52142	BT: 0002 06								
7052143	Mailed Pct 52143	BT: 0002 07								
7052272	Mailed Pct 52272	BT: 0002 08								
7052770	Mailed Pct 52770	BT: 0001 30								
7053012	Mailed Pct 53012	BT: 0002 09								
7053449	Mailed Pct 53449	BT: 0002 10								
7053495	Mailed Pct 53495	BT: 0002 11								
7053752	Mailed Pct 53752	BT: 0002 09								
7053765	Mailed Pct 53765	BT: 0002 12								



Voting/Vote-by-Mail/Regular Pct Xref (Summary - Voting Pct Order)
General Election - 11/3/2020

Voting Precinct	MB?	VBM Pct	Regular Pct	Ballot Type	Voting Precinct	MB?	VBM Pct	Regular Pct	Ballot Type
0011155 - Voting Pct 11155		8011155	0011155 Bella Vista	10	0011990 - Voting Pct 11990		8011990	0011990 Inyokern 1	17
		8011155	0011762 Fay Ranch	10			8011990	0011996 Inyokern 7	17
		8011155	0012741 Onyx 1	10	0011991 - Voting Pct 11991		8011991	0011991 Inyokern 2	17
		8011155	0013580 Weldon 1	10			8011991	0013077 Sage 7	17
0011190 - Voting Pct 11190		8011190	0011190 Bodfish	12	0012171 - Voting Pct 12171		8012171	0012171 Lake Isabella 1	12
		8011190	0011721 Erskine	12	0012173 - Voting Pct 12173		8012173	0012173 Lake Isabella 3	12
		8011190	0012172 Lake Isabella 2	12			8012173	0012175 Lake Isabella 5	12
		8011190	0012174 Lake Isabella 4	12			8012173	0012176 Lake Isabella 6	12
		8011190	0012847 Piute	12			8012173	0013473 Uffert	12
0011195 - Voting Pct 11195		8011195	0011195 Borel 1	4	0012505 - Voting Pct 12505		8012505	0012505 Mt Mesa	12
		8011195	0012656 Norris 6	4	0012591 - Voting Pct 12591		8012591	0012591 Mc Farland 1	35
		8011195	0012865 Quail	4			8012591	0012597 Mc Farland 7	35
0011530 - Voting Pct 11530		8011530	0011530 Delano 1	18			8012591	0012598 Mc Farland 8	35
0011540 - Voting Pct 11540		8011540	0011540 Delano 2 - IT	18	0012592 - Voting Pct 12592		8012592	0012592 Mc Farland 2	35
0011546 - Voting Pct 11546		8011546	0011546 Delano 23	18	0012593 - Voting Pct 12593		8012593	0012593 Mc Farland 3	35
		8011546	0011556 Delano 31 - IT	18			8012593	0012594 Mc Farland 4	35
0011548 - Voting Pct 11548		8011548	0011548 Delano 25	18			8012593	0012595 Mc Farland 5	35
		8011548	0011620 Delano 10 - IT	18			8012593	0012596 Mc Farland 6	35
0011550 - Voting Pct 11550		8011550	0011550 Delano 3 - IT	18	0012620 - Voting Pct 12620		8012620	0012620 Mc Kelvey 1	5
		8011550	0011553 Delano 29 - IT	18			8012620	0012705 Oil 5	5
0011552 - Voting Pct 11552		8011552	0011552 Delano 28 - IT	18	0012622 - Voting Pct 12622		8012622	0012622 Mc Kelvey 2	5
		8011552	0011625 Delano 13 - IT	18			8012622	0012707 Oil 7	5
0011554 - Voting Pct 11554		8011554	0011554 Delano 30 - IT	18			8012622	0012708 Oil 8	5
		8011554	0011560 Delano 4 - IT	18	0012623 - Voting Pct 12623		8012623	0012623 Mc Kelvey 3	5
0011557 - Voting Pct 11557		8011557	0011557 Delano 32	18			8012623	0012690 Oil 3	5
		8011557	0011590 Delano 7	18	0012650 - Voting Pct 12650		8012650	0012650 Norris 2	4
		8011557	0011621 Delano 11	18			8012650	0012657 Norris 7	4
0011570 - Voting Pct 11570		8011570	0011570 Delano 5 - IT	18	0012670 - Voting Pct 12670		8012670	0012670 Oil 1	5
		8011570	0011600 Delano 8 - I	18			8012670	0012680 Oil 2	5
0011580 - Voting Pct 11580		8011580	0011580 Delano 6 - I	18			8012670	0012700 Oil 4	5
0011610 - Voting Pct 11610		8011610	0011610 Delano 9	18	0012709 - Voting Pct 12709		8012709	0012709 Oil 9	5
0011626 - Voting Pct 11626		8011626	0011626 Delano 14 - IT	18	0012921 - Voting Pct 12921		8012921	0012921 Ridgecrest 1	37
		8011626	0011628 Delano 16 - IT	18			8012921	0012942 Ridgecrest 22	37
0011725 - Voting Pct 11725		8011725	0011725 Evans 1	12	0012922 - Voting Pct 12922		8012922	0012922 Ridgecrest 2	37
		8011725	0013640 Wofford Hgts	12	0012923 - Voting Pct 12923		8012923	0012923 Ridgecrest 3	37

Voting Precinct	MB?	VBM Pct	Regular Pct	Ballot Type	Voting Precinct	MB?	VBM Pct	Regular Pct	Ballot Type
0012924 - Voting Pct 12924		8012924	0012924 Ridgecrest 4	37	0015106 - Voting Pct 15106		8015106	0015106 Bakersfield 106	6
		8012924	0012926 Ridgecrest 6	37			8015106	0015136 Bakersfield 136	6
0012925 - Voting Pct 12925		8012925	0012925 Ridgecrest 5	37	0015109 - Voting Pct 15109		8015109	0015109 Bakersfield 109	6
		8012925	0012939 Ridgecrest 19	37	0015110 - Voting Pct 15110		8015110	0015110 Bakersfield 110	6
0012927 - Voting Pct 12927		8012927	0012927 Ridgecrest 7	37	0015113 - Voting Pct 15113		8015113	0015113 Bakersfield 113	4
0012928 - Voting Pct 12928		8012928	0012928 Ridgecrest 8	37	0015114 - Voting Pct 15114		8015114	0015114 Bakersfield 114	4
		8012928	0012936 Ridgecrest 16	37	0015123 - Voting Pct 15123		8015123	0015123 Bakersfield 123	4
0012929 - Voting Pct 12929		8012929	0012929 Ridgecrest 9	37	0015124 - Voting Pct 15124		8015124	0015124 Bakersfield 124	4
		8012929	0012931 Ridgecrest 11	37	0015132 - Voting Pct 15132		8015132	0015132 Bakersfield 132	6
0012933 - Voting Pct 12933		8012933	0012933 Ridgecrest 13	37	0015133 - Voting Pct 15133		8015133	0015133 Bakersfield 133	4
		8012933	0012944 Ridgecrest 24	37	0015135 - Voting Pct 15135		8015135	0015135 Bakersfield 135	6
0012934 - Voting Pct 12934		8012934	0012934 Ridgecrest 14	37	0020121 - Voting Pct 20121		8020121	0020121 Amargo 1	52
0012935 - Voting Pct 12935		8012935	0012935 Ridgecrest 15	37	0020232 - Voting Pct 20232		8020232	0020232 Bakersfield 202	54
0012941 - Voting Pct 12941		8012941	0012941 Ridgecrest 21	37	0020236 - Voting Pct 20236		8020236	0020236 Bakersfield 206	55
		8012941	0012943 Ridgecrest 23	37			8020236	0020279 Bakersfield 249	55
0012996 - Voting Pct 12996		8012996	0012996 River Dell	12			8020236	0020280 Bakersfield 250	55
0013070 - Voting Pct 13070		8013070	0013070 Sage 1	25			8020236	0020285 Bakersfield 255	55
		8013070	0013079 Sage 9	25			8020236	0025284 Bakersfield 284	55
0013072 - Voting Pct 13072		8013072	0013072 Sage 2	25			8020236	0025285 Bakersfield 285	55
0013076 - Voting Pct 13076		8013076	0013076 Sage 6	25	0020243 - Voting Pct 20243		8020243	0020243 Bakersfield 213	5
0013078 - Voting Pct 13078		8013078	0013078 Sage 8	25			8020243	0020244 Bakersfield 214	5
0013100 - Voting Pct 13100		8013100	0013100 Shafter 1	41	0020245 - Voting Pct 20245		8020245	0020245 Bakersfield 215	56
		8013100	0013132 Shafter 36	41			8020245	0020270 Bakersfield 240	56
		8013100	0013138 Shafter 42	41	0020246 - Voting Pct 20246		8020246	0020246 Bakersfield 216	57
0013107 - Voting Pct 13107		8013107	0013107 Shafter 14	41			8020246	0020247 Bakersfield 217	57
		8013107	0013119 Shafter 25	41	0020248 - Voting Pct 20248		8020248	0020248 Bakersfield 218	57
		8013107	0013126 Shafter 31	41	0020249 - Voting Pct 20249		8020249	0020249 Bakersfield 219 - P	58
0013110 - Voting Pct 13110		8013110	0013110 Shafter 2	41			8020249	0020255 Bakersfield 225 - P	58
		8013110	0013125 Shafter 30	41	0020253 - Voting Pct 20253		8020253	0020253 Bakersfield 223 - P	60
		8013110	0013130 Shafter 4	41	0020254 - Voting Pct 20254		8020254	0020254 Bakersfield 224	5
0013120 - Voting Pct 13120		8013120	0013120 Shafter 3	46			8020254	0020258 Bakersfield 228	5
		8013120	0013121 Shafter 26	46	0020256 - Voting Pct 20256		8020256	0020256 Bakersfield 226 - P	5
		8013120	0013139 Shafter 43	46			8020256	0020265 Bakersfield 235 - P	5
0013129 - Voting Pct 13129		8013129	0013129 Shafter 34	41	0020257 - Voting Pct 20257		8020257	0020257 Bakersfield 227	56
		8013129	0013144 Shafter 44	41	0020260 - Voting Pct 20260		8020260	0020260 Bakersfield 230 - P	61
		8013129	0013146 Shafter 7	41	0020262 - Voting Pct 20262		8020262	0020262 Bakersfield 232 - T	60
		8013129	0013147 Shafter 45	41	0020263 - Voting Pct 20263		8020263	0020263 Bakersfield 233 - P	5
0013194 - Voting Pct 13194		8013194	0013194 Southlake	10	0020271 - Voting Pct 20271		8020271	0020271 Bakersfield 241 - P	59

Voting Precinct	MB?	VBM Pct	Regular Pct	Ballot Type	Voting Precinct	MB?	VBM Pct	Regular Pct	Ballot Type
0020271 - Voting Pct 20271		8020271	0022031 Bakersfield 2031 - P	59		8021660		0021661 Desert Lake 2	52
0020272 - Voting Pct 20272		8020272	0020272 Bakersfield 242 - P	5	0021710 - Voting Pct 21710		8021710	0021710 Edgemont 1	52
		8020272	0020273 Bakersfield 243 - P	5			8021710	0021711 Edgemont 2	52
0020282 - Voting Pct 20282		8020282	0020282 Bakersfield 252 - T	60			8021710	0021712 Edgemont 3	52
		8020282	0022034 Bakersfield 2034	60	0021781 - Voting Pct 21781		8021781	0021781 Field 1	9
0020283 - Voting Pct 20283		8020283	0020283 Bakersfield 253 - P	60			8021781	0021782 Field 2	9
		8020283	0022035 Bakersfield 2035 - P	60	0021885 - Voting Pct 21885		8021885	0021885 Gold 1	77
		8020283	0022036 Bakersfield 2036 - P	60			8021885	0023407 Tehachapi 7	77
0020284 - Voting Pct 20284		8020284	0020284 Bakersfield 254	64			8021885	0023408 Tehachapi 8	77
		8020284	0025286 Bakersfield 286	64			8021885	0023416 Tehachapi 16	77
0020286 - Voting Pct 20286		8020286	0020286 Bakersfield 256 - P	5	0021886 - Voting Pct 21886		8021886	0021886 Gold 2	77
		8020286	0025290 Bakersfield 290 - P	5			8021886	0021887 Gold 3	77
0020288 - Voting Pct 20288		8020288	0020288 Bakersfield 258	57			8021886	0021895 Golden Hills 3	77
		8020288	0025287 Bakersfield 287	57			8021886	0021897 Golden Hills 5	77
0020289 - Voting Pct 20289		8020289	0020289 Bakersfield 259	65			8021886	0021898 Golden Hills 6	77
		8020289	0020291 Bakersfield 261	65	0021888 - Voting Pct 21888		8021888	0021888 Gold 4	77
0020294 - Voting Pct 20294		8020294	0020294 Bakersfield 264 - P	60			8021888	0021893 Golden Hills 1	77
0020298 - Voting Pct 20298		8020298	0020298 Bakersfield 268 - P	60	0021889 - Voting Pct 21889		8021889	0021889 Gold 5	77
0021143 - Voting Pct 21143		8021143	0021143 Bear Valley 1	68			8021889	0021896 Golden Hills 4	77
0021144 - Voting Pct 21144		8021144	0021144 Bear Valley 2	68	0021894 - Voting Pct 21894		8021894	0021894 Golden Hills 2	77
0021145 - Voting Pct 21145		8021145	0021145 Bear Valley 3	68	0022003 - Voting Pct 22003		8022003	0022003 Bakersfield 2003	84
		8021145	0021146 Bear Valley 4	68	0022004 - Voting Pct 22004		8022004	0022004 Bakersfield 2004	58
		8021145	0021147 Bear Valley 5	68	0022005 - Voting Pct 22005		8022005	0022005 Bakersfield 2005	85
		8021145	0021149 Bear Valley 7	68	0022006 - Voting Pct 22006		8022006	0022006 Bakersfield 2006	58
0021148 - Voting Pct 21148		8021148	0021148 Bear Valley 6	68			8022006	0022009 Bakersfield 2009	58
0021275 - Voting Pct 21275		8021275	0021275 Calif City 11	72	0022008 - Voting Pct 22008		8022008	0022008 Bakersfield 2008	58
		8021275	0021278 Calif City 14	72			8022008	0022010 Bakersfield 2010	58
		8021275	0021287 Calif City 8	72	0022018 - Voting Pct 22018		8022018	0022018 Bakersfield 2018 - P	89
0021280 - Voting Pct 21280		8021280	0021280 Calif City 1	72			8022018	0022032 Bakersfield 2032 - P	89
0021281 - Voting Pct 21281		8021281	0021281 Calif City 2	72	0022030 - Voting Pct 22030		8022030	0022030 Bakersfield 2030 - P	5
0021282 - Voting Pct 21282		8021282	0021282 Calif City 3	72			8022030	0025299 Bakersfield 299 - P	5
0021283 - Voting Pct 21283		8021283	0021283 Calif City 4	72	0022033 - Voting Pct 22033		8022033	0022033 Bakersfield 2033 - T	60
		8021283	0021289 Calif City 10	72			8022033	0025273 Bakersfield 273 - T	60
0021511 - Voting Pct 21511		8021511	0021511 Cummings 1	53	0022037 - Voting Pct 22037		8022037	0022037 Bakersfield 2037 - P	60
0021512 - Voting Pct 21512		8021512	0021512 Cummings 2	53			8022037	0025292 Bakersfield 292 - P	60
		8021512	0021929 Greenwich 7	53	0022450 - Voting Pct 22450		8022450	0022450 Mojave 1	50
0021513 - Voting Pct 21513		8021513	0021513 Cummings 3	77			8022450	0022452 Mojave 2	50
0021660 - Voting Pct 21660		8021660	0021660 Desert Lake 1	52	0022480 - Voting Pct 22480		8022480	0022480 Monolith 1	78

Voting Precinct	MB?	VBM Pct	Regular Pct	Ballot Type	Voting Precinct	MB?	VBM Pct	Regular Pct	Ballot Type
0022480 - Voting Pct 22480		8022480	0023418 Tehachapi 18	78	0030040 - Voting Pct 30040		8030040	0030040 Airport 1	5
		8022480	0023420 Tehachapi 20	78			8030040	0032527 Mc Cray	5
0023020 - Voting Pct 23020		8023020	0023020 Rosamond 1	101	0030060 - Voting Pct 30060		8030060	0030060 Airport 3	3
0023021 - Voting Pct 23021		8023021	0023021 Rosamond 10	101	0030150 - Voting Pct 30150		8030150	0030150 Arp 1	3
		8023021	0023022 Rosamond 11	101			8030150	0030160 Arp 2	3
0023023 - Voting Pct 23023		8023023	0023023 Rosamond 12	101	0030170 - Voting Pct 30170		8030170	0030170 Arp 3	5
0023025 - Voting Pct 23025		8023025	0023025 Rosamond 14	101			8030170	0032721 Oildale 1	5
0023030 - Voting Pct 23030		8023030	0023030 Rosamond 2	101	0030302 - Voting Pct 30302		8030302	0030302 Bakersfield 302	116
		8023030	0023034 Rosamond 4	101			8030302	0030326 Bakersfield 326	116
0023031 - Voting Pct 23031		8023031	0023031 Rosamond 3	101	0030304 - Voting Pct 30304		8030304	0030304 Bakersfield 304	118
0023035 - Voting Pct 23035		8023035	0023035 Rosamond 5	101			8030304	0030305 Bakersfield 305	118
0023211 - Voting Pct 23211		8023211	0023211 Stallion 1	53			8030304	0030306 Bakersfield 306	118
0023212 - Voting Pct 23212		8023212	0023212 Stallion 2	53			8030304	0030307 Bakersfield 307	118
0023239 - Voting Pct 23239		8023239	0023239 Stine 1	104	0030308 - Voting Pct 30308		8030308	0030308 Bakersfield 308	118
0023240 - Voting Pct 23240		8023240	0023240 Stine 2	104			8030308	0030309 Bakersfield 309	118
0023241 - Voting Pct 23241		8023241	0023241 Stine 3	105	0030312 - Voting Pct 30312		8030312	0030312 Bakersfield 312	6
0023401 - Voting Pct 23401		8023401	0023401 Tehachapi 1	78			8030312	0030313 Bakersfield 313	6
		8023401	0023403 Tehachapi 3	78	0030314 - Voting Pct 30314		8030314	0030314 Bakersfield 314	6
0023402 - Voting Pct 23402		8023402	0023402 Tehachapi 2	78			8030314	0030315 Bakersfield 315	6
		8023402	0023413 Tehachapi 13	78			8030314	0035650 Bakersfield 650	6
0023404 - Voting Pct 23404		8023404	0023404 Tehachapi 4	78	0030316 - Voting Pct 30316		8030316	0030316 Bakersfield 316	6
		8023404	0023414 Tehachapi 14	78			8030316	0030320 Bakersfield 320	6
		8023404	0023421 Tehachapi 21	78			8030316	0030346 Bakersfield 346	6
0023406 - Voting Pct 23406		8023406	0023406 Tehachapi 6	78	0030317 - Voting Pct 30317		8030317	0030317 Bakersfield 317	119
		8023406	0023412 Tehachapi 12	78	0030318 - Voting Pct 30318		8030318	0030318 Bakersfield 318	6
		8023406	0023417 Tehachapi 17	78			8030318	0030323 Bakersfield 323	6
		8023406	0023419 Tehachapi 19	78	0030321 - Voting Pct 30321		8030321	0030321 Bakersfield 321	6
0023450 - Voting Pct 23450		8023450	0023450 Tropico 1	71			8030321	0030365 Bakersfield 365	6
		8023450	0023668 Yucca 2	71	0030322 - Voting Pct 30322		8030322	0030322 Bakersfield 322	6
		8023450	0023669 Yucca 3	71			8030322	0030383 Bakersfield 383	6
		8023450	0023674 Yucca 8	71	0030325 - Voting Pct 30325		8030325	0030325 Bakersfield 325	117
0023451 - Voting Pct 23451		8023451	0023451 Tropico 2	71	0030332 - Voting Pct 30332		8030332	0030332 Bakersfield 332	121
0023452 - Voting Pct 23452		8023452	0023452 Tropico 3	101	0030337 - Voting Pct 30337		8030337	0030337 Bakersfield 337	123
		8023452	0023673 Yucca 7	101			8030337	0030347 Bakersfield 347	123
0025270 - Voting Pct 25270		8025270	0025270 Bakersfield 270 - P	60			8030337	0035618 Bakersfield 618	123
0025271 - Voting Pct 25271		8025271	0025271 Bakersfield 271 - P	60	0030338 - Voting Pct 30338		8030338	0030338 Bakersfield 338	119
0025272 - Voting Pct 25272		8025272	0025272 Bakersfield 272 - P	60			8030338	0035651 Bakersfield 651	119
0025289 - Voting Pct 25289		8025289	0025289 Bakersfield 289 - P	5			8030338	0035680 Bakersfield 680	119

Voting Precinct	MB?	VBM Pct	Regular Pct	Ballot Type	Voting Precinct	MB?	VBM Pct	Regular Pct	Ballot Type
0030339 - Voting Pct 30339		8030339	0030339 Bakersfield 339	119		8031935	0032350	Magunden 7	124
		8030339	0035690 Bakersfield 690	119	0031950 - Voting Pct 31950	8031950	0031950	Highland	5
0030348 - Voting Pct 30348		8030348	0030348 Bakersfield 348	83	0031953 - Voting Pct 31953	8031953	0031953	Hill 1	131
		8030348	0030350 Bakersfield 350	83		8031953	0031954	Hill 2	131
0030351 - Voting Pct 30351		8030351	0030351 Bakersfield 351	83		8031953	0031955	Hill 3	131
		8030351	0030381 Bakersfield 381	83		8031953	0031956	Hillburn 1	131
		8030351	0030382 Bakersfield 382	83		8031953	0031958	Hillburn 2	131
0030352 - Voting Pct 30352		8030352	0030352 Bakersfield 352	85		8031953	0031959	Hillburn 3	131
		8030352	0030375 Bakersfield 375	85	0031960 - Voting Pct 31960	8031960	0031960	Hillcrest 1	132
		8030352	0035641 Bakersfield 641	85		8031960	0031962	Hillcrest 2	132
0030354 - Voting Pct 30354		8030354	0030354 Bakersfield 354	120		8031960	0031963	Hillcrest 3	132
0030364 - Voting Pct 30364		8030364	0030364 Bakersfield 364	120		8031960	0031964	Hillcrest 4	132
0030367 - Voting Pct 30367		8030367	0030367 Bakersfield 367	6		8031960	0032300	Magunden 2	132
		8030367	0030368 Bakersfield 368	6	0032170 - Voting Pct 32170	8032170	0032170	La Cresta 1	5
0030370 - Voting Pct 30370		8030370	0030370 Bakersfield 370	124		8032170	0033160	Skyline 2	5
0030374 - Voting Pct 30374		8030374	0030374 Bakersfield 374	85	0032214 - Voting Pct 32214	8032214	0032214	Langley 2	5
0030385 - Voting Pct 30385		8030385	0030385 Bakersfield 385	4	0032240 - Voting Pct 32240	8032240	0032240	Lincoln	3
0030386 - Voting Pct 30386		8030386	0030386 Bakersfield 386	4	0032310 - Voting Pct 32310	8032310	0032310	Magunden 3	129
		8030386	0035696 Bakersfield 696	4	0032330 - Voting Pct 32330	8032330	0032330	Magunden 5	119
0030387 - Voting Pct 30387		8030387	0030387 Bakersfield 387	5	0032340 - Voting Pct 32340	8032340	0032340	Magunden 6	123
		8030387	0035665 Bakersfield 665	5	0032360 - Voting Pct 32360	8032360	0032360	Magunden 8	134
0030389 - Voting Pct 30389		8030389	0030389 Bakersfield 389	6		8032360	0032383	Magunden 13	134
0030390 - Voting Pct 30390		8030390	0030390 Bakersfield 390	3	0032370 - Voting Pct 32370	8032370	0032370	Magunden 9	134
		8030390	0035645 Bakersfield 645	3	0032380 - Voting Pct 32380	8032380	0032380	Magunden 10	47
0030393 - Voting Pct 30393		8030393	0030393 Bakersfield 393	4	0032441 - Voting Pct 32441	8032441	0032441	Minner 1	5
		8030393	0035695 Bakersfield 695	4		8032441	0032722	Oilale 2	5
0030396 - Voting Pct 30396		8030396	0030396 Bakersfield 396	4		8032441	0033650	Woodrow	5
0030399 - Voting Pct 30399		8030399	0030399 Bakersfield 399	121	0032531 - Voting Pct 32531	8032531	0032531	Mc Curdy 1	135
		8030399	0035636 Bakersfield 636	121		8032531	0032534	Mc Curdy 4	135
0031478 - Voting Pct 31478		8031478	0031478 College	129	0032532 - Voting Pct 32532	8032532	0032532	Mc Curdy 2	135
		8031478	0032290 Magunden 1	129	0032640 - Voting Pct 32640	8032640	0032640	Norris 1	4
0031641 - Voting Pct 31641		8031641	0031641 Descanso 1	126		8032640	0032641	Norris 8	4
0031642 - Voting Pct 31642		8031642	0031642 Descanso 2	130		8032640	0032655	Norris 5	4
0031772 - Voting Pct 31772		8031772	0031772 Fernwood	3	0032652 - Voting Pct 32652	8032652	0032652	Norris 3	4
		8031772	0033390 Teakwood 1	3		8032652	0032654	Norris 4	4
		8031772	0033391 Teakwood 2	3	0032731 - Voting Pct 32731	8032731	0032731	Olive 1	3
		8031772	0033393 Teakwood 4	3		8032731	0032736	Olive 6	3
0031935 - Voting Pct 31935		8031935	0031935 Gunden	124	0032732 - Voting Pct 32732	8032732	0032732	Olive 2	3

Voting Precinct	MB?	VBM Pct	Regular Pct	Ballot Type	Voting Precinct	MB?	VBM Pct	Regular Pct	Ballot Type
0032732 - Voting Pct 32732		8032732	0032733 Olive 3	3		8035675	0035697 Bakersfield 697		39
		8032732	0032742 Olive 12	3	0035677 - Voting Pct 35677	8035677	0035677 Bakersfield 677		141
0032750 - Voting Pct 32750		8032750	0032750 Orange 1	36	0040401 - Voting Pct 40401	8040401	0040401 Bakersfield 401		86
		8032750	0032765 Orange 15	36	0040405 - Voting Pct 40405	8040405	0040405 Bakersfield 405		89
0032751 - Voting Pct 32751		8032751	0032751 Orange 2	36		8040405	0040446 Bakersfield 446		89
0032762 - Voting Pct 32762		8032762	0032762 Orange 12	138		8040405	0040451 Bakersfield 451		89
		8032762	0032763 Orange 13	138	0040406 - Voting Pct 40406	8040406	0040406 Bakersfield 406		89
0033040 - Voting Pct 33040		8033040	0033040 Rosedale 1	39		8040406	0040458 Bakersfield 458		89
		8033040	0033045 Rosedale 5	39	0040407 - Voting Pct 40407	8040407	0040407 Bakersfield 407		86
0033042 - Voting Pct 33042		8033042	0033042 Rosedale 2	39	0040409 - Voting Pct 40409	8040409	0040409 Bakersfield 409		125
		8033042	0033046 Rosedale 6	39		8040409	0044121 Bakersfield 4121		125
0033150 - Voting Pct 33150		8033150	0033150 Skyline 1	5	0040411 - Voting Pct 40411	8040411	0040411 Bakersfield 411		60
0033161 - Voting Pct 33161		8033161	0033161 Skyline 3	118		8040411	0040448 Bakersfield 448		60
0033222 - Voting Pct 33222		8033222	0033222 Sterling 2	127	0040414 - Voting Pct 40414	8040414	0040414 Bakersfield 414		60
		8033222	0033224 Sterling 4	127		8040414	0040422 Bakersfield 422		60
0033492 - Voting Pct 33492		8033492	0033492 Virginia 2	130	0040415 - Voting Pct 40415	8040415	0040415 Bakersfield 415		86
0035601 - Voting Pct 35601		8035601	0035601 Bakersfield 601	5		8040415	0040452 Bakersfield 452		86
		8035601	0035660 Bakersfield 660	5		8040415	0040453 Bakersfield 453		86
0035602 - Voting Pct 35602		8035602	0035602 Bakersfield 602	125	0040419 - Voting Pct 40419	8040419	0040419 Bakersfield 419		4
0035603 - Voting Pct 35603		8035603	0035603 Bakersfield 603	4		8040419	0040450 Bakersfield 450		4
		8035603	0035691 Bakersfield 691	4	0040421 - Voting Pct 40421	8040421	0040421 Bakersfield 421		89
0035604 - Voting Pct 35604		8035604	0035604 Bakersfield 604	39	0040424 - Voting Pct 40424	8040424	0040424 Bakersfield 424		60
		8035604	0035669 Bakersfield 669	39		8040424	0040425 Bakersfield 425		60
0035624 - Voting Pct 35624		8035624	0035624 Bakersfield 624	125	0040428 - Voting Pct 40428	8040428	0040428 Bakersfield 428		60
0035628 - Voting Pct 35628		8035628	0035628 Bakersfield 628	5		8040428	0040445 Bakersfield 445		60
		8035628	0035646 Bakersfield 646	5	0040429 - Voting Pct 40429	8040429	0040429 Bakersfield 429		147
0035629 - Voting Pct 35629		8035629	0035629 Bakersfield 629	5		8040429	0044125 Bakersfield 4125		147
0035631 - Voting Pct 35631		8035631	0035631 Bakersfield 631	5	0040430 - Voting Pct 40430	8040430	0040430 Bakersfield 430		39
0035632 - Voting Pct 35632		8035632	0035632 Bakersfield 632	39		8040430	0040465 Bakersfield 465		39
		8035632	0035634 Bakersfield 634	39	0040432 - Voting Pct 40432	8040432	0040432 Bakersfield 432		39
0035633 - Voting Pct 35633		8035633	0035633 Bakersfield 633	39		8040432	0040434 Bakersfield 434		39
0035635 - Voting Pct 35635		8035635	0035635 Bakersfield 635	125	0040433 - Voting Pct 40433	8040433	0040433 Bakersfield 433		39
0035640 - Voting Pct 35640		8035640	0035640 Bakersfield 640	39	0040435 - Voting Pct 40435	8040435	0040435 Bakersfield 435		39
		8035640	0035671 Bakersfield 671	39		8040435	0044127 Bakersfield 4127		39
0035658 - Voting Pct 35658		8035658	0035658 Bakersfield 658	5	0040436 - Voting Pct 40436	8040436	0040436 Bakersfield 436		147
		8035658	0035659 Bakersfield 659	5	0040440 - Voting Pct 40440	8040440	0040440 Bakersfield 440		89
0035661 - Voting Pct 35661		8035661	0035661 Bakersfield 661	5		8040440	0040477 Bakersfield 477		89
0035675 - Voting Pct 35675		8035675	0035675 Bakersfield 675	39	0040441 - Voting Pct 40441	8040441	0040441 Bakersfield 441		89

Voting Precinct	MB?	VBM Pct	Regular Pct	Ballot Type	Voting Precinct	MB?	VBM Pct	Regular Pct	Ballot Type
0040441 - Voting Pct 40441		8040441	0044100 Bakersfield 4100	89	0041910 - Voting Pct 41910		8041910	0041910 Greeley 1	28
0040442 - Voting Pct 40442		8040442	0040442 Bakersfield 442	89			8041910	0041911 Greeley 2	28
0040443 - Voting Pct 40443		8040443	0040443 Bakersfield 443	89	0041913 - Voting Pct 41913		8041913	0041913 Greeley 3	39
0040444 - Voting Pct 40444		8040444	0040444 Bakersfield 444	60			8041913	0042637 Noriega	39
0040447 - Voting Pct 40447		8040447	0040447 Bakersfield 447	89			8041913	0043041 Rosedale 141	39
0040454 - Voting Pct 40454		8040454	0040454 Bakersfield 454	89	0041915 - Voting Pct 41915		8041915	0041915 Greeley 5	149
0040455 - Voting Pct 40455		8040455	0040455 Bakersfield 455	39			8041915	0041960 Heath	149
		8040455	0040459 Bakersfield 459	39			8041915	0043579 Wegis	149
0040460 - Voting Pct 40460		8040460	0040460 Bakersfield 460	39	0042218 - Voting Pct 42218		8042218	0042218 Lebec 4	156
0040461 - Voting Pct 40461		8040461	0040461 Bakersfield 461	89			8042218	0042219 Lebec 5	156
		8040461	0044101 Bakersfield 4101	89			8042218	0042220 Lebec 1	156
0040462 - Voting Pct 40462		8040462	0040462 Bakersfield 462	122	0042261 - Voting Pct 42261		8042261	0042261 Lost Hills 1	143
		8040462	0044102 Bakersfield 4102	122	0042390 - Voting Pct 42390		8042390	0042390 Maricopa	165
0040463 - Voting Pct 40463		8040463	0040463 Bakersfield 463	89	0042630 - Voting Pct 42630		8042630	0042630 Mc Nee 1	153
0040464 - Voting Pct 40464		8040464	0040464 Bakersfield 464	89	0042842 - Voting Pct 42842		8042842	0042842 Pine Mountain 1	156
		8040464	0044128 Bakersfield 4128	89			8042842	0042843 Pine Mountain 2	156
0040466 - Voting Pct 40466		8040466	0040466 Bakersfield 466	39	0042845 - Voting Pct 42845		8042845	0042845 Pinion Pines	156
		8040466	0044114 Bakersfield 4114	39			8042845	0042846 Pinion Pines 2	156
0040469 - Voting Pct 40469		8040469	0040469 Bakersfield 469	89	0043043 - Voting Pct 43043		8043043	0043043 Rosedale 3	39
0040470 - Voting Pct 40470		8040470	0040470 Bakersfield 470	89			8043043	0043582 Westdale 2	39
0040471 - Voting Pct 40471		8040471	0040471 Bakersfield 471 - P	150	0043048 - Voting Pct 43048		8043048	0043048 Rosedale 8	39
		8040471	0044115 Bakersfield 4115 - P	150	0043050 - Voting Pct 43050		8043050	0043050 Rosedale 10	39
0040475 - Voting Pct 40475		8040475	0040475 Bakersfield 475	89			8043050	0043581 Westdale 1	39
0040480 - Voting Pct 40480		8040480	0040480 Bakersfield 480	89	0043051 - Voting Pct 43051		8043051	0043051 Rosedale 11	147
		8040480	0040489 Bakersfield 489	89	0043052 - Voting Pct 43052		8043052	0043052 Rosedale 12	39
0040494 - Voting Pct 40494		8040494	0040494 Bakersfield 494	89	0043053 - Voting Pct 43053		8043053	0043053 Rosedale 13	39
0040495 - Voting Pct 40495		8040495	0040495 Bakersfield 495	122			8043053	0043054 Rosedale 14	39
		8040495	0044108 Bakersfield 4108	122	0043055 - Voting Pct 43055		8043055	0043055 Rosedale 15	147
0040496 - Voting Pct 40496		8040496	0040496 Bakersfield 496	147			8043055	0043061 Rosedale 21	147
		8040496	0040498 Bakersfield 498	147	0043059 - Voting Pct 43059		8043059	0043059 Rosedale 19	39
0040497 - Voting Pct 40497		8040497	0040497 Bakersfield 497	89			8043059	0043060 Rosedale 20	39
0041240 - Voting Pct 41240		8041240	0041240 Buttonwillow 1	9	0043170 - Voting Pct 43170		8043170	0043170 South Taft	153
0041780 - Voting Pct 41780		8041780	0041780 Ford 1	153			8043170	0043360 Taft Heights	153
		8041780	0041790 Ford 2	153	0043290 - Voting Pct 43290		8043290	0043290 Stockdale 2	122
		8041780	0041800 Ford 3	153	0043310 - Voting Pct 43310		8043310	0043310 Taft 1	153
		8041780	0041810 Ford 4	153			8043310	0043330 Taft 3	153
0041820 - Voting Pct 41820		8041820	0041820 Frazier 1	163	0043320 - Voting Pct 43320		8043320	0043320 Taft 2	153
		8041820	0041821 Frazier 2	163			8043320	0043352 Taft 6	153

Voting Precinct	MB?	VBM Pct	Regular Pct	Ballot Type	Voting Precinct	MB?	VBM Pct	Regular Pct	Ballot Type
0043340 - Voting Pct 43340		8043340	0043340 Taft 4	153			8050505	0050596 Bakersfield 596	179
		8043340	0043350 Taft 5	153	0050506 - Voting Pct 50506		8050506	0050506 Bakersfield 506	177
0043510 - Voting Pct 43510		8043510	0043510 Wasco 1	13			8050506	0050583 Bakersfield 583	177
0043520 - Voting Pct 43520		8043520	0043520 Wasco 2	13	0050507 - Voting Pct 50507		8050507	0050507 Bakersfield 507	177
		8043520	0043530 Wasco 3	13			8050507	0050508 Bakersfield 508	177
		8043520	0043560 Wasco 6	13			8050507	0050567 Bakersfield 567	177
0043540 - Voting Pct 43540		8043540	0043540 Wasco 4	172	0050509 - Voting Pct 50509		8050509	0050509 Bakersfield 509	180
		8043540	0043550 Wasco 5	172			8050509	0050510 Bakersfield 510	180
0043567 - Voting Pct 43567		8043567	0043567 Wasco 12	173			8050509	0050568 Bakersfield 568	180
		8043567	0043577 Wasco 22	173			8050509	0050589 Bakersfield 589	180
0043568 - Voting Pct 43568		8043568	0043568 Wasco 13	48	0050511 - Voting Pct 50511		8050511	0050511 Bakersfield 511	181
		8043568	0043573 Wasco 18	48			8050511	0050512 Bakersfield 512	181
0043570 - Voting Pct 43570		8043570	0043570 Wasco 15	172	0050514 - Voting Pct 50514		8050514	0050514 Bakersfield 514	182
		8043570	0043574 Wasco 19	172			8050514	0050530 Bakersfield 530	182
0043572 - Voting Pct 43572		8043572	0043572 Wasco 17	13	0050517 - Voting Pct 50517		8050517	0050517 Bakersfield 517	121
0044103 - Voting Pct 44103		8044103	0044103 Bakersfield 4103	39			8050517	0050521 Bakersfield 521	121
0044104 - Voting Pct 44104		8044104	0044104 Bakersfield 4104 - P	89	0050518 - Voting Pct 50518		8050518	0050518 Bakersfield 518	90
		8044104	0044129 Bakersfield 4129 - P	89	0050519 - Voting Pct 50519		8050519	0050519 Bakersfield 519	83
0044105 - Voting Pct 44105		8044105	0044105 Bakersfield 4105 - P	150			8050519	0050520 Bakersfield 520	83
0044106 - Voting Pct 44106		8044106	0044106 Bakersfield 4106	150	0050523 - Voting Pct 50523		8050523	0050523 Bakersfield 523	121
0044107 - Voting Pct 44107		8044107	0044107 Bakersfield 4107	89			8050523	0050527 Bakersfield 527	121
		8044107	0044130 Bakersfield 4130	89	0050524 - Voting Pct 50524		8050524	0050524 Bakersfield 524	183
0044112 - Voting Pct 44112		8044112	0044112 Bakersfield 4112	4			8050524	0050525 Bakersfield 525	183
0044113 - Voting Pct 44113		8044113	0044113 Bakersfield 4113	89	0050532 - Voting Pct 50532		8050532	0050532 Bakersfield 532	183
0050020 - Voting Pct 50020		8050020	0050020 Adobe 1	90			8050532	0050533 Bakersfield 533	183
0050180 - Voting Pct 50180		8050180	0050180 Arvin 1	174	0050536 - Voting Pct 50536		8050536	0050536 Bakersfield 536	90
		8050180	0050185 Arvin 12	174	0050538 - Voting Pct 50538		8050538	0050538 Bakersfield 538	182
		8050180	0050186 Arvin 13	174	0050541 - Voting Pct 50541		8050541	0050541 Bakersfield 541	181
0050190 - Voting Pct 50190		8050190	0050190 Arvin 2	174			8050541	0050586 Bakersfield 586	181
		8050190	0050210 Arvin 4	174	0050543 - Voting Pct 50543		8050543	0050543 Bakersfield 543	185
0050200 - Voting Pct 50200		8050200	0050200 Arvin 3	174			8050543	0050547 Bakersfield 547	185
0050211 - Voting Pct 50211		8050211	0050211 Arvin 5	174	0050545 - Voting Pct 50545		8050545	0050545 Bakersfield 545	90
		8050211	0050216 Arvin 8	174			8050545	0050778 Bakersfield 778	90
0050501 - Voting Pct 50501		8050501	0050501 Bakersfield 501	177	0050548 - Voting Pct 50548		8050548	0050548 Bakersfield 548	55
		8050501	0050502 Bakersfield 502	177			8050548	0050572 Bakersfield 572	55
0050503 - Voting Pct 50503		8050503	0050503 Bakersfield 503	178			8050548	0050733 Bakersfield 733	55
0050505 - Voting Pct 50505		8050505	0050505 Bakersfield 505	179			8050548	0050739 Bakersfield 739	55
		8050505	0050595 Bakersfield 595	179	0050552 - Voting Pct 50552		8050552	0050552 Bakersfield 552	182

Voting Precinct	MB?	VBM Pct	Regular Pct	Ballot Type	Voting Precinct	MB?	VBM Pct	Regular Pct	Ballot Type
0050552 - Voting Pct 50552		8050552	0050772 Bakersfield 772	182	0052080 - Voting Pct 52080		8052080	0052080 Keith 2	126
0050560 - Voting Pct 50560		8050560	0050560 Bakersfield 560	187			8052080	0052081 Keith 3	126
		8050560	0050578 Bakersfield 578	187	0052110 - Voting Pct 52110		8052110	0052110 Kellogg	126
0050576 - Voting Pct 50576		8050576	0050576 Bakersfield 576	141	0052180 - Voting Pct 52180		8052180	0052180 Lamont 1	199
		8050576	0050779 Bakersfield 779	141	0052182 - Voting Pct 52182		8052182	0052182 Lamont 2	199
0050590 - Voting Pct 50590		8050590	0050590 Bakersfield 590	55	0052183 - Voting Pct 52183		8052183	0052183 Lamont 3	199
0050731 - Voting Pct 50731		8050731	0050731 Bakersfield 731	54	0052184 - Voting Pct 52184		8052184	0052184 Lamont 4	199
		8050731	0050735 Bakersfield 735	54			8052184	0052191 Lamont 11	199
		8050731	0050743 Bakersfield 743	54	0052185 - Voting Pct 52185		8052185	0052185 Lamont 5	199
0050741 - Voting Pct 50741		8050741	0050741 Bakersfield 741	90	0052400 - Voting Pct 52400		8052400	0052400 Mears	130
		8050741	0050780 Bakersfield 780	90			8052400	0052405 Meek 1	130
0050742 - Voting Pct 50742		8050742	0050742 Bakersfield 742	90	0052490 - Voting Pct 52490		8052490	0052490 Monte Vista	126
0050750 - Voting Pct 50750		8050750	0050750 Bakersfield 750	193	7010010 - Mailed Pct 10010	Yes	*	0010010 Abbott	1
		8050750	0050755 Bakersfield 755	193		Yes	*	0012040 Jawbone	1
0050751 - Voting Pct 50751		8050751	0050751 Bakersfield 751	192		Yes	*	0012745 Opal	1
0050752 - Voting Pct 50752		8050752	0050752 Bakersfield 752	193	7010015 - Mailed Pct 10015	Yes	*	0010015 Adele	2
		8050752	0050753 Bakersfield 753	193		Yes	*	0011775 Ferry 3	2
0050765 - Voting Pct 50765		8050765	0050765 Bakersfield 765	193		Yes	*	0012275 Lou	2
		8050765	0050771 Bakersfield 771	193		Yes	*	0012825 Parker 1	2
0051180 - Voting Pct 51180		8051180	0051180 Berneta	197		Yes	*	0012826 Parker 2	2
		8051180	0053472 Union 2	197		Yes	*	0012864 Pyramid	2
0051227 - Voting Pct 51227		8051227	0051227 Burke 7	56		Yes	*	0012868 Ranch	2
0051228 - Voting Pct 51228		8051228	0051228 Burke 8	56		Yes	*	0012869 Rancheria	2
0051310 - Voting Pct 51310		8051310	0051310 Casaloma 1	176		Yes	*	0013385 Tasha	2
		8051310	0051312 Casaloma 2	176	7010050 - Mailed Pct 10050	Yes	*	0010050 Airport 2	3
0051313 - Voting Pct 51313		8051313	0051313 Casaloma 3	200		Yes	*	0010070 Airport 4	3
0051331 - Voting Pct 51331		8051331	0051331 Castro 1	105		Yes	*	0030037 Air 1	3
		8051331	0051334 Castro 4	105		Yes	*	0030038 Air 2	3
0051332 - Voting Pct 51332		8051332	0051332 Castro 2	105		Yes	*	0030039 Air 3	3
		8051332	0051333 Castro 3	105	7010080 - Mailed Pct 10080	Yes	*	0010080 Airport 5	4
0051690 - Voting Pct 51690		8051690	0051690 Drury	126		Yes	*	0011723 Etchart	4
0051727 - Voting Pct 51727		8051727	0051727 Fairfax 1	127		Yes	*	0012659 Norris 9	4
0051728 - Voting Pct 51728		8051728	0051728 Fairfax 2	128		Yes	*	0012660 Norris 10	4
0052033 - Voting Pct 52033		8052033	0052033 Jastro	139		Yes	*	0013168 Snow 1	4
0052034 - Voting Pct 52034		8052034	0052034 Java 1	98		Yes	*	0013172 Snowflake 2	4
		8052034	0052035 Java 2	98		Yes	*	0013173 Snowflake 3	4
		8052034	0053570 Weedpatch 1	98		Yes	*	0030391 Bakersfield 391	4
0052070 - Voting Pct 52070		8052070	0052070 Keith 1	126		Yes	*	0031473 Coffee	4

Voting Precinct	MB?	VBM Pct	Regular Pct	Ballot Type	Voting Precinct	MB?	VBM Pct	Regular Pct	Ballot Type
7010084 - Mailed Pct 10084	Yes	*	0010084 Airport 8	5	7010225 - Mailed Pct 10225	Yes	*	0012129 Kermit 4 - T	7
	Yes	*	0011938 Harrel	5		Yes	*	0013710 Zerker 6	7
	Yes	*	0012706 Oil 6	5		Yes	*	0010225 Bakersfield 101	5
	Yes	*	0012710 Oil 10	5		Yes	*	0010228 Bakersfield 104	5
	Yes	*	0012711 Oil 11	5		Yes	*	0012395 Mayan Peak 2	5
	Yes	*	0012713 Oil 13	5		Yes	*	0030182 Arp 11	5
	Yes	*	0012715 Oil 15	5		Yes	*	0030311 Bakersfield 311	5
	Yes	*	0012716 Oil 16	5		Yes	*	0030334 Bakersfield 334	5
	Yes	*	0030175 Arp 4	5		Yes	*	0030341 Bakersfield 341	5
	Yes	*	0030176 Arp 5	5		Yes	*	0031389 China Grade	5
	Yes	*	0030177 Arp 6	5		Yes	*	0035621 Bakersfield 621	5
	Yes	*	0030178 Arp 7	5		Yes	*	0035686 Bakersfield 686	5
	Yes	*	0030179 Arp 8	5	7010226 - Mailed Pct 10226	Yes	*	0010226 Bakersfield 102	6
	Yes	*	0030180 Arp 9	5		Yes	*	0010227 Bakersfield 103	6
	Yes	*	0030181 Arp 10	5		Yes	*	0015112 Bakersfield 112	6
7010085 - Mailed Pct 10085	Yes	*	0010085 Alfred	6		Yes	*	0015115 Bakersfield 115	6
	Yes	*	0011134 Ball	6		Yes	*	0015116 Bakersfield 116	6
	Yes	*	0011203 Breckenridge	6		Yes	*	0015117 Bakersfield 117	6
	Yes	*	0011462 Choctaw	6		Yes	*	0015118 Bakersfield 118	6
	Yes	*	0011465 Citrus 1	6		Yes	*	0015120 Bakersfield 120	6
	Yes	*	0011466 Citrus 2	6		Yes	*	0015121 Bakersfield 121	6
	Yes	*	0011467 Citrus 3	6		Yes	*	0015122 Bakersfield 122	6
	Yes	*	0011637 Denton	6		Yes	*	0015126 Bakersfield 126	6
	Yes	*	0012382 Magunden 12	6		Yes	*	0015137 Bakersfield 137	6
	Yes	*	0012384 Magunden 14	6	7010229 - Mailed Pct 10229	Yes	*	0010229 Bakersfield 105	6
	Yes	*	0012385 Magunden 15	6		Yes	*	0015108 Bakersfield 108	6
	Yes	*	0012438 Ming	6		Yes	*	0030394 Bakersfield 394	6
	Yes	*	0012808 Park	6		Yes	*	0035627 Bakersfield 627	6
	Yes	*	0032237 Lime 2	6		Yes	*	0035654 Bakersfield 654	6
7010090 - Mailed Pct 10090	Yes	*	0010090 Almond - IT	7		Yes	*	0035678 Bakersfield 678	6
	Yes	*	0011718 Elmo - T	7		Yes	*	0035689 Bakersfield 689	6
	Yes	*	0011755 Famoso 1	7	7011135 - Mailed Pct 11135	Yes	*	0011135 Basin	8
	Yes	*	0011756 Famoso 2 - T	7		Yes	*	0012396 Meadow 1	8
	Yes	*	0011757 Famoso 3 - IT	7		Yes	*	0012631 Nectarine	8
	Yes	*	0011758 Famoso 4	7		Yes	*	0012756 Orange 6	8
	Yes	*	0012054 Joaquin 1	7		Yes	*	0012760 Orange 10	8
	Yes	*	0012055 Joaquin 2 - T	7		Yes	*	0012766 Orchard 2	8
	Yes	*	0012126 Kermit 1	7		Yes	*	0012849 Posey 2	8

Voting Precinct	MB?	VBM Pct	Regular Pct	Ballot Type	Voting Precinct	MB?	VBM Pct	Regular Pct	Ballot Type
7011135 - Mailed Pct 11135	Yes	*	0013206 Spud 2	8		Yes	*	0041876 Garwood 2	11
	Yes	*	0013502 Walker Basin 2	8		Yes	*	0042286 Mag 2	11
	Yes	*	0032754 Orange 4	8	7011200 - Mailed Pct 11200	Yes	*	0011200 Boyd 1	13
	Yes	*	0032755 Orange 5	8		Yes	*	0011201 Boyd 2	13
	Yes	*	0033372 Tangerine 8	8	7011202 - Mailed Pct 11202	Yes	*	0011202 Bravo	14
	Yes	*	0042431 Mettler 5	8		Yes	*	0011854 Garden 4	14
	Yes	*	0042873 Rancho 3	8		Yes	*	0011855 Garden 5	14
	Yes	*	0052759 Orange 9	8		Yes	*	0011856 Garden 6	14
	Yes	*	0052761 Orange 11	8		Yes	*	0011857 Garden 7	14
	Yes	*	0052771 Orchard 3	8		Yes	*	0011860 Garden 10	14
	Yes	*	0052889 Redbank 1	8		Yes	*	0011861 Garden 11	14
	Yes	*	0011153 Beech 1	9		Yes	*	0011862 Garden 12	14
	Yes	*	0011154 Beech 2	9		Yes	*	0011863 Garden 13	14
7011153 - Mailed Pct 11153	Yes	*	0011168 Bend	9		Yes	*	0011864 Garden 14	14
	Yes	*	0011170 Bender	9		Yes	*	0041852 Garden 2	14
	Yes	*	0011385 Cherry 2	9		Yes	*	0041858 Garden 8	14
	Yes	*	0011386 Cherry 3	9		Yes	*	0041859 Garden 9	14
	Yes	*	0011387 Cherry 4	9		Yes	*	0042989 Rio 2	14
	Yes	*	0011388 Cherry 5	9		Yes	*	0042991 Rio 3	14
	Yes	*	0011838 Friant 2	9		Yes	*	0042995 Rio 7	14
	Yes	*	0012167 Kyte 3	9		Yes	*	0042998 Rio 8	14
	Yes	*	0012910 Richland 1	9		Yes	*	0043062 Ross 1	14
	Yes	*	0012914 Richland 4	9	7011208 - Mailed Pct 11208	Yes	*	0011208 Bright Star	10
	Yes	*	0012915 Richland 5	9		Yes	*	0012437 Mine	10
	Yes	*	0012916 Richland 6	9		Yes	*	0013185 Southfork	10
	Yes	*	0013090 Shafco 1	9		Yes	*	0013581 Weldon 2	10
	Yes	*	0013092 Shafco 2	9		Yes	*	0013582 Weldon 3	10
	Yes	*	0013094 Shafco 4	9	7011209 - Mailed Pct 11209	Yes	*	0011209 Browning 1	15
	Yes	*	0013096 Shafco 6	9		Yes	*	0011210 Browning 2	15
	Yes	*	0013097 Shafco 7	9		Yes	*	0011307 Carrillo 1	15
	Yes	*	0013217 Stem	9		Yes	*	0011308 Carrillo 2 - T	15
7011171 - Mailed Pct 11171	Yes	*	0011171 Benner 1 - IT	11		Yes	*	0011309 Carrillo 3	15
	Yes	*	0011172 Benner 2	11		Yes	*	0011630 Delmac 1 - T	15
	Yes	*	0011173 Benner 3 - T	11		Yes	*	0011945 Hiatt - IT	15
	Yes	*	0011174 Benner 4	11		Yes	*	0012410 Melcher 1 - IT	15
	Yes	*	0011175 Benner 5	11		Yes	*	0012412 Melcher 2	15
	Yes	*	0011850 Garces - IT	11		Yes	*	0012414 Melcher 4 - IT	15
	Yes	*	0041875 Garwood 1	11		Yes	*	0012846 Pistachio	15

Voting Precinct	MB?	VBM Pct	Regular Pct	Ballot Type	Voting Precinct	MB?	VBM Pct	Regular Pct	Ballot Type
7011209 - Mailed Pct 11209	Yes	*	0013293 Stradley	15		Yes	*	0011998 Inyokern 9	17
	Yes	*	0013661 Woollomes 1 - IT	15		Yes	*	0012425 Mesquite	17
	Yes	*	0013662 Woollomes 2	15		Yes	*	0012434 Midland	17
7011290 - Mailed Pct 11290	Yes	*	0011290 Calloway	13		Yes	*	0013073 Sage 3	17
	Yes	*	0011486 Colony 6	13	7011538 - Mailed Pct 11538	Yes	*	0011538 Davis	19
	Yes	*	0011488 Colony 8	13		Yes	*	0011814 Forest	19
	Yes	*	0013600 Whisler 1 - IT	13		Yes	*	0011937 Haggard	19
	Yes	*	0013602 Whisler 2	13		Yes	*	0012130 Kern Canyon	19
	Yes	*	0041184 Blankenship 1	13		Yes	*	0012250 Linns Valley 1	19
	Yes	*	0041185 Blankenship 2	13		Yes	*	0012251 Linns Valley 2	19
	Yes	*	0041186 Blankenship 3	13		Yes	*	0012665 Oak Flat	19
	Yes	*	0041187 Blankenship 4	13	7011541 - Mailed Pct 11541	Yes	*	0011541 Delano 18	20
	Yes	*	0041480 Colony 1	13		Yes	*	0011543 Delano 20	20
	Yes	*	0041482 Colony 2	13	7011542 - Mailed Pct 11542	Yes	*	0011542 Delano 19	18
	Yes	*	0041483 Colony 3	13		Yes	*	0011544 Delano 21	18
	Yes	*	0041484 Colony 4	13		Yes	*	0011545 Delano 22	18
	Yes	*	0041485 Colony 5	13		Yes	*	0011547 Delano 24	18
	Yes	*	0041487 Colony 7	13		Yes	*	0011549 Delano 26	18
	Yes	*	0041489 Colony 9	13		Yes	*	0011551 Delano 27	18
	Yes	*	0041490 Colony 10	13		Yes	*	0011622 Delano 12	18
	Yes	*	0041491 Colony 11	13		Yes	*	0011629 Delano 17	18
	Yes	*	0043578 Wasco 23	13	7011627 - Mailed Pct 11627	Yes	*	0011627 Delano 15	21
7011382 - Mailed Pct 11382	Yes	*	0011382 Chalk	16		Yes	*	0011632 Delmac 2 - IT	15
	Yes	*	0012163 Knob Hill	16	7011632 - Mailed Pct 11632	Yes	*	0011633 Delmac 3 - IT	15
	Yes	*	0012850 Poso 1	16		Yes	*	0011634 Delmac 4	15
	Yes	*	0012851 Poso 2	16		Yes	*	0011635 Delmac 5 - IT	15
7011391 - Mailed Pct 11391	Yes	*	0011391 China Lake	17		Yes	*	0011907 Grapefruit	15
	Yes	*	0011656 Desert	17		Yes	*	0012866 Quinn 1 - T	15
	Yes	*	0011682 Dove Springs	17		Yes	*	0012867 Quinn 2 - IT	15
	Yes	*	0011689 Drummond	17		Yes	*	0013195 Spangler	15
	Yes	*	0011830 Freeman 1	17		Yes	*	0013663 Woollomes 3 - IT	15
	Yes	*	0011831 Freeman 2	17		Yes	*	0013666 Woollomes 6	15
	Yes	*	0011832 Freeman 3	17		Yes	*	0013703 Zamora	15
	Yes	*	0011833 Freeman 4	17		Yes	*	0013705 Zerker 1	15
	Yes	*	0011834 Freeman 5	17		Yes	*	0013706 Zerker 2	15
	Yes	*	0011988 Inyo 1	17		Yes	*	0013707 Zerker 3	15
	Yes	*	0011989 Inyo 2	17		Yes	*	0013708 Zerker 4	15
	Yes	*	0011997 Inyokern 8	17		Yes	*	0013712 Zerker 8	15

Voting Precinct	MB?	VBM Pct	Regular Pct	Ballot Type	Voting Precinct	MB?	VBM Pct	Regular Pct	Ballot Type
7011683 - Mailed Pct 11683	Yes	*	0011683 Driver 1	22		Yes	*	0011992 Inyokern 3	25
	Yes	*	0011684 Driver 2	22		Yes	*	0011993 Inyokern 4	25
	Yes	*	0011685 Driver 3	22		Yes	*	0011994 Inyokern 5	25
	Yes	*	0011837 Friant 1	22		Yes	*	0011995 Inyokern 6	25
	Yes	*	0012233 Lerdo 3	22		Yes	*	0012000 Inyokern 10	25
	Yes	*	0012234 Lerdo 4	22		Yes	*	0012001 Inyokern 11	25
	Yes	*	0013069 Saco 2	22		Yes	*	0012002 Inyokern 12	25
7011703 - Mailed Pct 11703	Yes	*	0011703 Dyer	23		Yes	*	0012003 Inyokern 13	25
7011719 - Mailed Pct 11719	Yes	*	0011719 Emily	12		Yes	*	0012004 Inyokern 14	25
	Yes	*	0011726 Evans 2	12		Yes	*	0012005 Inyokern 15	25
	Yes	*	0011761 Fay	12		Yes	*	0013080 Sage 10	25
	Yes	*	0011776 Flat 1	12		Yes	*	0013081 Sage 11	25
	Yes	*	0011777 Flat 2	12		Yes	*	0013082 Sage 12	25
	Yes	*	0013196 Southlake 2	12	7011840 - Mailed Pct 11840	Yes	*	0011840 Friant 4	9
7011759 - Mailed Pct 11759	Yes	*	0011759 Famoso 5	22		Yes	*	0012165 Kyte 1	9
	Yes	*	0011839 Friant 3	22		Yes	*	0012166 Kyte 2	9
7011760 - Mailed Pct 11760	Yes	*	0011760 Famoso 6	7		Yes	*	0013098 Shafco 8	9
	Yes	*	0012415 Merced 1	7	7011870 - Mailed Pct 11870	Yes	*	0011870 Garlock 1	26
	Yes	*	0012416 Merced 2	7		Yes	*	0011872 Garlock 2	26
7011773 - Mailed Pct 11773	Yes	*	0011773 Ferry 1	6		Yes	*	0012881 Rand 2	26
	Yes	*	0011774 Ferry 2	6		Yes	*	0013074 Sage 4	26
	Yes	*	0012725 Olcese	6		Yes	*	0013075 Sage 5	26
	Yes	*	0012764 Orange 14	6	7011880 - Mailed Pct 11880	Yes	*	0011880 Glen	27
	Yes	*	0012765 Orchard 1	6		Yes	*	0013064 Round 4	27
	Yes	*	0012827 Parker 3	6		Yes	*	0013065 Round 5	27
	Yes	*	0013207 Spud 3	6		Yes	*	0013475 Utt	27
	Yes	*	0013366 Tangerine 2	6	7011900 - Mailed Pct 11900	Yes	*	0011900 Granite	19
	Yes	*	0013367 Tangerine 3	6	7011915 - Mailed Pct 11915	Yes	*	0011915 Green 1	28
7011820 - Mailed Pct 11820	Yes	*	0011820 Foxtail	24		Yes	*	0011916 Green 2	28
	Yes	*	0011940 Havilah 1	24		Yes	*	0013056 Rosedale 16	28
	Yes	*	0011942 Havilah 3	24		Yes	*	0041720 Enos	28
	Yes	*	0011944 Havilah 5	24		Yes	*	0043057 Rosedale 17	28
	Yes	*	0011946 Havilah 6	24	7011922 - Mailed Pct 11922	Yes	*	0011922 Greenhorn	12
	Yes	*	0011947 Havilah 7	24		Yes	*	0011941 Havilah 2	12
	Yes	*	0011948 Havilah 8	24		Yes	*	0011943 Havilah 4	12
	Yes	*	0011949 Havilah 9	24		Yes	*	0011980 Hot Springs	12
7011835 - Mailed Pct 11835	Yes	*	0011835 Freeman 6	25		Yes	*	0012215 Laura	12
	Yes	*	0011836 Freeman 7	25		Yes	*	0012393 Marina	12

Voting Precinct	MB?	VBM Pct	Regular Pct	Ballot Type	Voting Precinct	MB?	VBM Pct	Regular Pct	Ballot Type
7011922 - Mailed Pct 11922	Yes	*	0012887 Rankin	12		Yes	*	0012767 Owens	33
	Yes	*	0013089 Sawmill	12		Yes	*	0012852 Powers	33
	Yes	*	0013149 Ski	12	7012277 - Mailed Pct 12277	Yes	*	0012277 Madera 1	34
	Yes	*	0013494 Waggy Flats	12		Yes	*	0012392 Maple 3	34
7011983 - Mailed Pct 11983	Yes	*	0011983 Industrial 1	29		Yes	*	0012998 Riverside	34
	Yes	*	0011984 Industrial 2	29		Yes	*	0041933 Gun Club 1	34
	Yes	*	0011985 Industrial 3	29		Yes	*	0041934 Gun Club 2	34
	Yes	*	0011986 Industrial 4	29		Yes	*	0042278 Madera 2	34
	Yes	*	0011987 Industrial 5	29		Yes	*	0042279 Madera 3	34
7011999 - Mailed Pct 11999	Yes	*	0011999 Isham	30		Yes	*	0042389 Maple 1	34
	Yes	*	0013061 Round 1	30		Yes	*	0042391 Maple 2	34
	Yes	*	0013062 Round 2	30		Yes	*	0043626 Wildwood 1	34
	Yes	*	0013063 Round 3	30	7012397 - Mailed Pct 12397	Yes	*	0012397 Meadow 2	5
	Yes	*	0013659 Woody 1	30		Yes	*	0021634 Delta 1 - P	5
	Yes	*	0013660 Woody 2	30		Yes	*	0022798 Panama 8	5
7012010 - Mailed Pct 12010	Yes	*	0012010 James 1	3		Yes	*	0012413 Melcher 3 - IT	15
	Yes	*	0012011 James 2	3	7012712 - Mailed Pct 12712	Yes	*	0012712 Oil 12	5
	Yes	*	0032737 Olive 7	3		Yes	*	0012714 Oil 14	5
	Yes	*	0032738 Olive 8	3		Yes	*	0012840 Petroleum	5
	Yes	*	0032739 Olive 9	3		Yes	*	0030082 Airport 6	5
	Yes	*	0032832 Petrol 2	3	7012757 - Mailed Pct 12757	Yes	*	0012757 Orange 7	36
	Yes	*	0032836 Petrol 6	3		Yes	*	0031705 East	36
	Yes	*	0032837 Petrol 7	3		Yes	*	0033365 Tangerine 1	36
	Yes	*	0032838 Petrol 8	3		Yes	*	0035667 Bakersfield 667	36
7012013 - Mailed Pct 12013	Yes	*	0012013 James 3	31		Yes	*	0051715 Edison 1	36
7012056 - Mailed Pct 12056	Yes	*	0012056 Joaquin 3	7		Yes	*	0052633 Nita 1	36
	Yes	*	0012127 Kermit 2 - T	7		Yes	*	0052758 Orange 8	36
	Yes	*	0012128 Kermit 3	7		Yes	*	0052890 Redbank 2	36
	Yes	*	0013664 Woollomes 4 - IT	7	7012856 - Mailed Pct 12856	Yes	*	0012856 Prescott	26
	Yes	*	0013665 Woollomes 5	7		Yes	*	0012880 Rand 1	26
	Yes	*	0013709 Zerker 5	7		Yes	*	0012882 Rand 3	26
	Yes	*	0013711 Zerker 7	7		Yes	*	0012912 Richland 2	9
7012160 - Mailed Pct 12160	Yes	*	0012160 Kernville	12		Yes	*	0012913 Richland 3	9
7012162 - Mailed Pct 12162	Yes	*	0012162 Knob	32		Yes	*	0013093 Shafco 3	9
	Yes	*	0012848 Posey 1	32	7012937 - Mailed Pct 12937	Yes	*	0012937 Ridgecrest 17	38
7012164 - Mailed Pct 12164	Yes	*	0012164 Knoll	33		Yes	*	0012992 Rio 4	14
	Yes	*	0012394 Mayan Peak 1	33	7012992 - Mailed Pct 12992	Yes	*	0012993 Rio 5	14
	Yes	*	0012742 Onyx 2	33		Yes	*	0012994 Rio 6	14

Voting Precinct	MB?	VBM Pct	Regular Pct	Ballot Type	Voting Precinct	MB?	VBM Pct	Regular Pct	Ballot Type
7012992 - Mailed Pct 12992	Yes	*	0013575 Weeds 1	14		Yes	*	0013123 Shafter 28	45
	Yes	*	0013576 Weeds 2	14		Yes	*	0013133 Shafter 37	45
	Yes	*	0013577 Weeds 3	14	7013114 - Mailed Pct 13114	Yes	*	0013114 Shafter 20	45
	Yes	*	0013578 Weeds 4	14	7013115 - Mailed Pct 13115	Yes	*	0013115 Shafter 21	41
	Yes	*	0041851 Garden 1	14	7013134 - Mailed Pct 13134	Yes	*	0013134 Shafter 38	42
	Yes	*	0041853 Garden 3	14		Yes	*	0013135 Shafter 39	42
7013047 - Mailed Pct 13047	Yes	*	0013047 Rosedale 7	39		Yes	*	0013136 Shafter 40	42
	Yes	*	0040086 Allen	39	7013182 - Mailed Pct 13182	Yes	*	0013182 Southern 1	40
	Yes	*	0041529 Dale	39		Yes	*	0013189 Southern 7	40
7013068 - Mailed Pct 13068	Yes	*	0013068 Saco 1	40	7013369 - Mailed Pct 13369	Yes	*	0013369 Tangerine 5	47
	Yes	*	0013183 Southern 2	40		Yes	*	0032236 Lime 1	47
	Yes	*	0013184 Southern 3	40		Yes	*	0032238 Lime 3	47
	Yes	*	0013186 Southern 4	40		Yes	*	0032320 Magunden 4	47
	Yes	*	0013187 Southern 5	40		Yes	*	0035626 Bakersfield 626	47
	Yes	*	0013188 Southern 6	40		Yes	*	0035664 Bakersfield 664	47
	Yes	*	0013444 Tiny	40	7013507 - Mailed Pct 13507	Yes	*	0013507 Walker Basin 7	19
7013095 - Mailed Pct 13095	Yes	*	0013095 Shafco 5	9	7013569 - Mailed Pct 13569	Yes	*	0013569 Wasco 14	48
7013102 - Mailed Pct 13102	Yes	*	0013102 Shafter 9	42		Yes	*	0043575 Wasco 20	48
	Yes	*	0013103 Shafter 10	42	7015125 - Mailed Pct 15125	Yes	*	0015125 Bakersfield 125	4
	Yes	*	0013108 Shafter 15	42		Yes	*	0015127 Bakersfield 127	4
	Yes	*	0013109 Shafter 16	42		Yes	*	0015129 Bakersfield 129	4
	Yes	*	0013113 Shafter 19	42		Yes	*	0015130 Bakersfield 130	4
	Yes	*	0013117 Shafter 23	42	7015128 - Mailed Pct 15128	Yes	*	0015128 Bakersfield 128	4
	Yes	*	0013118 Shafter 24	42	7015131 - Mailed Pct 15131	Yes	*	0015131 Bakersfield 131	39
	Yes	*	0013137 Shafter 41	42		Yes	*	0040467 Bakersfield 467	39
7013104 - Mailed Pct 13104	Yes	*	0013104 Shafter 11	43		Yes	*	0043049 Rosedale 9	39
7013105 - Mailed Pct 13105	Yes	*	0013105 Shafter 12	44		Yes	*	0044110 Bakersfield 4110	39
	Yes	*	0013111 Shafter 17	44		Yes	*	0044118 Bakersfield 4118	39
7013106 - Mailed Pct 13106	Yes	*	0013106 Shafter 13	41		Yes	*	0044122 Bakersfield 4122	39
	Yes	*	0013116 Shafter 22	41	7015134 - Mailed Pct 15134	Yes	*	0015134 Bakersfield 134	28
	Yes	*	0013124 Shafter 29	41	7020012 - Mailed Pct 20012	Yes	*	0020012 Acorn 1	49
	Yes	*	0013127 Shafter 32	41		Yes	*	0020013 Acorn 2	49
	Yes	*	0013128 Shafter 33	41		Yes	*	0021140 Bear	49
	Yes	*	0013131 Shafter 35	41		Yes	*	0021182 Big Oak	49
	Yes	*	0013140 Shafter 5	41		Yes	*	0021472 Clear Creek	49
	Yes	*	0013145 Shafter 6	41		Yes	*	0021930 Greenwich 8	49
7013112 - Mailed Pct 13112	Yes	*	0013112 Shafter 18	45		Yes	*	0022635 Noah	49
	Yes	*	0013122 Shafter 27	45		Yes	*	0023214 Stallion 4	49

Voting Precinct	MB?	VBM Pct	Regular Pct	Ballot Type	Voting Precinct	MB?	VBM Pct	Regular Pct	Ballot Type
7020012 - Mailed Pct 20012	Yes	*	0023464 Tyler 1	49	7020036 - Mailed Pct 20036	Yes	*	0020036 Aerial Acres 3	52
	Yes	*	0023637 Willow 5	49		Yes	*	0020122 Amargo 2	52
7020014 - Mailed Pct 20014	Yes	*	0020014 Acre	50		Yes	*	0020123 Amargo 3	52
	Yes	*	0020179 Arroyo	50		Yes	*	0020124 Amargo 4	52
	Yes	*	0021181 Birch	50		Yes	*	0020125 Amargo 5	52
	Yes	*	0021323 Castle 1	50		Yes	*	0021681 Discovery	52
	Yes	*	0021324 Castle 2	50		Yes	*	0021713 Edgemont 4	52
	Yes	*	0021325 Castle 3	50		Yes	*	0021714 Edgemont 5	52
	Yes	*	0021327 Castle 5	50		Yes	*	0022520 Muroc	52
	Yes	*	0021329 Castle 7	50	7020110 - Mailed Pct 20110	Yes	*	0020110 Amalie	8
	Yes	*	0021383 Challenger	50	7020143 - Mailed Pct 20143	Yes	*	0020143 Antimony	1
	Yes	*	0021467 Claremont	50		Yes	*	0021291 Cameron	1
	Yes	*	0021491 Comet 1	50		Yes	*	0022209 Kelso 1	1
	Yes	*	0021495 Comet 5	50		Yes	*	0022210 Kelso 2	1
	Yes	*	0022453 Mojave 3	50		Yes	*	0022211 Kelso 3	1
	Yes	*	0022457 Mojave 7	50		Yes	*	0022212 Kelsey 1	1
	Yes	*	0022458 Mojave 8	50		Yes	*	0022213 Kelsey 2	1
	Yes	*	0022461 Mojave 11	50		Yes	*	0022659 Oak 2	1
	Yes	*	0022462 Mojave 12	50		Yes	*	0022660 Oak 3	1
	Yes	*	0022463 Mojave 13	50		Yes	*	0022665 Oak 8	1
	Yes	*	0022464 Mojave 14	50		Yes	*	0022841 Phillips 1	1
	Yes	*	0022466 Mojave 16	50		Yes	*	0022843 Phillips 3	1
	Yes	*	0022468 Mojave 18	50		Yes	*	0022844 Phillips 4	1
	Yes	*	0022469 Mojave 19	50	7020175 - Mailed Pct 20175	Yes	*	0020175 Ark 1	5
	Yes	*	0022476 Mojave 26	50		Yes	*	0022206 Keene 2	5
	Yes	*	0022485 Mojave 32	50		Yes	*	0030319 Bakersfield 319	5
	Yes	*	0022902 Red Rock 2	50		Yes	*	0030353 Bakersfield 353	5
	Yes	*	0023644 Wonder Acres 1	50		Yes	*	0030358 Bakersfield 358	5
	Yes	*	0023645 Wonder Acres 2	50		Yes	*	0035622 Bakersfield 622	5
	Yes	*	0023646 Wonder Acres 3	50		Yes	*	0035623 Bakersfield 623	5
	Yes	*	0023647 Wonder Acres 4	50		Yes	*	0035657 Bakersfield 657	5
	Yes	*	0023649 Wonder Acres 5	50		Yes	*	0035684 Bakersfield 684	5
	Yes	*	0023650 Wonder Acres 6	50	7020176 - Mailed Pct 20176	Yes	*	0020176 Ark 2	53
	Yes	*	0023651 Wonder Acres 7	50		Yes	*	0023213 Stallion 3	53
7020034 - Mailed Pct 20034	Yes	*	0020034 Aerial Acres 1	51		Yes	*	0023409 Tehachapi 9	53
	Yes	*	0020035 Aerial Acres 2	51		Yes	*	0023638 Willow 6	53
	Yes	*	0021509 Crystal	51	7020250 - Mailed Pct 20250	Yes	*	0020250 Bakersfield 220	59
	Yes	*	0023050 Rover	51	7020264 - Mailed Pct 20264	Yes	*	0020264 Bakersfield 234	62

Voting Precinct	MB?	VBM Pct	Regular Pct	Ballot Type	Voting Precinct	MB?	VBM Pct	Regular Pct	Ballot Type
7020264 - Mailed Pct 20264	Yes	*	0025298 Bakersfield 298	62		Yes	*	0023446 Tisha	8
7020266 - Mailed Pct 20266	Yes	*	0020266 Bakersfield 236	5		Yes	*	0023498 Walker	8
	Yes	*	0025291 Bakersfield 291 - P	5		Yes	*	0023503 Walker Basin 3	8
	Yes	*	0025294 Bakersfield 294	5		Yes	*	0023504 Walker Basin 4	8
7020267 - Mailed Pct 20267	Yes	*	0020267 Bakersfield 237	63		Yes	*	0023506 Walker Basin 6	8
	Yes	*	0020268 Bakersfield 238	63		Yes	*	0023508 Walker Basin 8	8
	Yes	*	0022495 Mountain	63		Yes	*	0023509 Walker Basin 9	8
	Yes	*	0025295 Bakersfield 295	63		Yes	*	0051205 Brian	8
	Yes	*	0025296 Bakersfield 296	63	7021222 - Mailed Pct 21222	Yes	*	0021222 Burke 4	69
7020281 - Mailed Pct 20281	Yes	*	0020281 Bakersfield 251	60		Yes	*	0021241 Burke 20	69
	Yes	*	0020295 Bakersfield 265	60		Yes	*	0021525 Curnow - P	69
7021136 - Mailed Pct 21136	Yes	*	0021136 Beale 1	66	7021230 - Mailed Pct 21230	Yes	*	0021230 Butte	26
	Yes	*	0021137 Beale 2	66		Yes	*	0022509 Munsey	26
	Yes	*	0021878 General 1	66		Yes	*	0023302 Sunshine	26
	Yes	*	0021880 General 3	66	7021231 - Mailed Pct 21231	Yes	*	0021231 Burke 10	70
7021138 - Mailed Pct 21138	Yes	*	0021138 Bealeville 1	67		Yes	*	0021531 David 1	70
	Yes	*	0021142 Bear Mountain	67		Yes	*	0021532 David 2	70
	Yes	*	0021389 Chevalier 3	67	7021235 - Mailed Pct 21235	Yes	*	0021235 Burke 14	56
	Yes	*	0021390 Chevalier 4	67		Yes	*	0021236 Burke 15	56
	Yes	*	0021899 Goliath	67		Yes	*	0021237 Burke 16	56
	Yes	*	0022496 Mountain 2	67		Yes	*	0021981 Houghton	56
	Yes	*	0023592 Wheeler 2	67		Yes	*	0021987 Ingrid	56
	Yes	*	0042429 Mettler 3	67		Yes	*	0022282 Madison	56
	Yes	*	0042433 Mettler 7	67	7021257 - Mailed Pct 21257	Yes	*	0021257 Cache Creek 1	1
	Yes	*	0042438 Mini 1	67		Yes	*	0021258 Cache Creek 2	1
	Yes	*	0042439 Mini 2	67		Yes	*	0021259 Cache Creek 3	1
	Yes	*	0042440 Mini 3	67		Yes	*	0021260 Cache Creek 4	1
	Yes	*	0042787 Paloma 7	67		Yes	*	0022254 Lone Canyon	1
	Yes	*	0042872 Rancho 2	67		Yes	*	0022661 Oak 4	1
7021139 - Mailed Pct 21139	Yes	*	0021139 Bealeville 2	8		Yes	*	0022662 Oak 5	1
	Yes	*	0021161 Bena 1	8		Yes	*	0022663 Oak 6	1
	Yes	*	0021162 Bena 2	8		Yes	*	0022664 Oak 7	1
	Yes	*	0021163 Bena 3	8	7021261 - Mailed Pct 21261	Yes	*	0021261 Cactus 1	71
	Yes	*	0021270 Caliente	8		Yes	*	0021262 Cactus 2	71
	Yes	*	0021943 Hermosa 1	8		Yes	*	0021263 Cactus 3	71
	Yes	*	0021944 Hermosa 2	8		Yes	*	0021264 Cactus 4	71
	Yes	*	0022257 Lorraine	8		Yes	*	0021265 Cactus 5	71
	Yes	*	0023205 Spud 1	8		Yes	*	0021266 Cactus 6	71

Voting Precinct	MB?	VBM Pct	Regular Pct	Ballot Type	Voting Precinct	MB?	VBM Pct	Regular Pct	Ballot Type
7021261 - Mailed Pct 21261	Yes	*	0021267 Cactus 7	71		Yes	*	0041475 Coles Levee 1	9
	Yes	*	0021268 Cactus 8	71		Yes	*	0042436 Millux	9
	Yes	*	0021269 Cactus 9	71		Yes	*	0042786 Paloma 6	9
	Yes	*	0023036 Rosamond 6	71		Yes	*	0043457 Tule 2	9
	Yes	*	0023039 Rosamond 9	71		Yes	*	0043479 View	9
	Yes	*	0023667 Yucca 1	71	7021493 - Mailed Pct 21493	Yes	*	0021493 Comet 3	76
7021276 - Mailed Pct 21276	Yes	*	0021276 Calif City 12	73	7021494 - Mailed Pct 21494	Yes	*	0021494 Comet 4	17
	Yes	*	0021277 Calif City 13	73		Yes	*	0021846 Gallileo 1	17
	Yes	*	0021284 Calif City 5	73	7021501 - Mailed Pct 21501	Yes	*	0021501 Copus 1	75
7021279 - Mailed Pct 21279	Yes	*	0021279 Calif City 15	72		Yes	*	0021502 Copus 2	75
	Yes	*	0021285 Calif City 6	72		Yes	*	0021503 Copus 3	75
	Yes	*	0021288 Calif City 9	72		Yes	*	0021534 David 4	75
	Yes	*	0021292 Calif City 16	72		Yes	*	0022224 Legray 1	75
	Yes	*	0021293 Calif City 17	72		Yes	*	0022225 Legray 2	75
	Yes	*	0021294 Calif City 18	72		Yes	*	0022226 Legray 3	75
7021301 - Mailed Pct 21301	Yes	*	0021301 Canfield 1	63	7021514 - Mailed Pct 21514	Yes	*	0021514 Cummings 4	77
	Yes	*	0021302 Canfield 3 - P	63		Yes	*	0021515 Cummings 5	77
	Yes	*	0021303 Canfield 4 - P	63		Yes	*	0021516 Cummings 6	77
	Yes	*	0022518 Munzer 9	63		Yes	*	0021517 Cummings 7	77
	Yes	*	0041305 Canfield 5	63		Yes	*	0021518 Cummings 8	77
	Yes	*	0041526 Cymric 1	63		Yes	*	0021519 Cummings 9	77
	Yes	*	0041771 Fern	63		Yes	*	0021520 Cummings 10	77
	Yes	*	0041773 Field 3	63		Yes	*	0021521 Cummings 11	77
	Yes	*	0042628 Mc Kittrick 5	63		Yes	*	0021522 Cummings 12	77
	Yes	*	0042906 Reward 1	63		Yes	*	0021523 Cummings 13	77
	Yes	*	0043494 Vista 3	63		Yes	*	0021524 Cummings 14	77
7021304 - Mailed Pct 21304	Yes	*	0021304 Canyon	1		Yes	*	0021903 Grant	77
	Yes	*	0021492 Comet 2	1	7021527 - Mailed Pct 21527	Yes	*	0021527 Cyril	75
	Yes	*	0021847 Gallileo 2	1		Yes	*	0021533 David 3	75
	Yes	*	0022214 Kelsey 3	1		Yes	*	0022201 Jaime - PT	75
	Yes	*	0022900 Red Rock 1	1		Yes	*	0041388 Chevalier 2	75
	Yes	*	0023197 Spencer	1		Yes	*	0043086 Sandrini 1	75
7021381 - Mailed Pct 21381	Yes	*	0021381 Cedar	74	7021637 - Mailed Pct 21637	Yes	*	0021637 Dennison 2	78
7021387 - Mailed Pct 21387	Yes	*	0021387 Chevalier 1	75		Yes	*	0023405 Tehachapi 5	78
	Yes	*	0043087 Sandrini 2	75		Yes	*	0023410 Tehachapi 10	78
7021477 - Mailed Pct 21477	Yes	*	0021477 Coles Levee 3	9		Yes	*	0023415 Tehachapi 15	78
	Yes	*	0021707 Eberle	9		Yes	*	0023635 Willow 3	78
	Yes	*	0041306 Canfield 6	9	7021717 - Mailed Pct 21717	Yes	*	0021717 Edison 3	75

Voting Precinct	MB?	VBM Pct	Regular Pct	Ballot Type	Voting Precinct	MB?	VBM Pct	Regular Pct	Ballot Type
7021717 - Mailed Pct 21717	Yes	*	0051716 Edison 2	75		Yes	*	0030366 Bakersfield 366	83
	Yes	*	0053632 Wilson	75		Yes	*	0035642 Bakersfield 642	83
7021752 - Mailed Pct 21752	Yes	*	0021752 Fairview 2	79		Yes	*	0035643 Bakersfield 643	83
	Yes	*	0021754 Fairview 4	79		Yes	*	0035647 Bakersfield 647	83
	Yes	*	0021848 Gate	79	7022007 - Mailed Pct 22007	Yes	*	0022007 Bakersfield 2007	86
	Yes	*	0051753 Fairview 3	79	7022013 - Mailed Pct 22013	Yes	*	0022013 Bakersfield 2013	87
	Yes	*	0053190 Southgate	79		Yes	*	0022038 Bakersfield 2038	87
7021879 - Mailed Pct 21879	Yes	*	0021879 General 2	80		Yes	*	0035652 Bakersfield 652	87
7021905 - Mailed Pct 21905	Yes	*	0021905 Grape	81		Yes	*	0050729 Bakersfield 729	87
7021923 - Mailed Pct 21923	Yes	*	0021923 Greenwich 1	77		Yes	*	0050740 Bakersfield 740	87
7021924 - Mailed Pct 21924	Yes	*	0021924 Greenwich 2	78	7022014 - Mailed Pct 22014	Yes	*	0022014 Bakersfield 2014 - P	88
	Yes	*	0021926 Greenwich 4	78	7022015 - Mailed Pct 22015	Yes	*	0022015 Bakersfield 2015	88
	Yes	*	0021948 Highline 3	78		Yes	*	0022016 Bakersfield 2016 - P	88
	Yes	*	0021951 Highline 1	78		Yes	*	0022017 Bakersfield 2017 - P	88
	Yes	*	0021952 Highline 2	78		Yes	*	0040479 Bakersfield 479 - P	88
	Yes	*	0022202 Jameson 1	78		Yes	*	0040481 Bakersfield 481	88
	Yes	*	0022203 Jameson 2	78	7022019 - Mailed Pct 22019	Yes	*	0022019 Bakersfield 2019	90
	Yes	*	0022204 Jameson 3	78		Yes	*	0022020 Bakersfield 2020	90
	Yes	*	0022482 Monolith 2	78		Yes	*	0022021 Bakersfield 2021	90
	Yes	*	0023235 Steuber	78		Yes	*	0050539 Bakersfield 539	90
	Yes	*	0023454 Tucker 1	78		Yes	*	0050723 Bakersfield 723	90
	Yes	*	0023455 Tucker 2	78	7022022 - Mailed Pct 22022	Yes	*	0022022 Bakersfield 2022	9
	Yes	*	0023457 Tucker 3	78		Yes	*	0022023 Bakersfield 2023	9
	Yes	*	0023468 Tyler 5	78		Yes	*	0022024 Bakersfield 2024	9
	Yes	*	0023633 Willow 1	78	7022025 - Mailed Pct 22025	Yes	*	0022025 Bakersfield 2025	91
	Yes	*	0023634 Willow 2	78	7022028 - Mailed Pct 22028	Yes	*	0022028 Bakersfield 2028	56
	Yes	*	0023639 Willow 7	78	7022029 - Mailed Pct 22029	Yes	*	0022029 Bakersfield 2029	57
7021925 - Mailed Pct 21925	Yes	*	0021925 Greenwich 3	78	7022205 - Mailed Pct 22205	Yes	*	0022205 Keene 1	77
7021927 - Mailed Pct 21927	Yes	*	0021927 Greenwich 5	82		Yes	*	0022207 Keene 3	77
	Yes	*	0021931 Greenwich 9	82		Yes	*	0022208 Keene 4	77
	Yes	*	0021932 Greenwich 10	82		Yes	*	0023411 Tehachapi 11	77
7022001 - Mailed Pct 22001	Yes	*	0022001 Bakersfield 2001	83		Yes	*	0023458 Tucker 4	77
	Yes	*	0022002 Bakersfield 2002	83		Yes	*	0023648 Woodford	77
	Yes	*	0022011 Bakersfield 2011	83	7022217 - Mailed Pct 22217	Yes	*	0022217 Leaf	74
	Yes	*	0022012 Bakersfield 2012	83		Yes	*	0022252 Little Oak	74
	Yes	*	0022026 Bakersfield 2026	83	7022227 - Mailed Pct 22227	Yes	*	0022227 Legray 4	92
	Yes	*	0022027 Bakersfield 2027	83	7022234 - Mailed Pct 22234	Yes	*	0022234 Liebre 1	93
	Yes	*	0030360 Bakersfield 360	83		Yes	*	0022235 Liebre 2	93

Voting Precinct	MB?	VBM Pct	Regular Pct	Ballot Type	Voting Precinct	MB?	VBM Pct	Regular Pct	Ballot Type
7022234 - Mailed Pct 22234	Yes	*	0023013 Rockpile 4	93	7022600 - Mailed Pct 22600	Yes	*	0022600 Neumarkel	96
	Yes	*	0023304 Sycamore 2	93		Yes	*	0023011 Rockpile 2	96
	Yes	*	0023394 Teale 1	93		Yes	*	0051680 Di Giorgio	96
	Yes	*	0023440 Tejon Canyon	93	7022658 - Mailed Pct 22658	Yes	*	0021928 Greenwich 6	82
	Yes	*	0041320 Castac 1	93		Yes	*	0022483 Monolith 3	82
	Yes	*	0041321 Castac 2	93		Yes	*	0022658 Oak 1	82
	Yes	*	0041322 Castac 3	93		Yes	*	0023461 Twin Oaks 1	82
	Yes	*	0042870 Rancho 1	93		Yes	*	0023462 Twin Oaks 2	82
7022283 - Mailed Pct 22283	Yes	*	0022283 Madrona	90		Yes	*	0023465 Tyler 2	82
	Yes	*	0023086 Samora	90		Yes	*	0023466 Tyler 3	82
7022421 - Mailed Pct 22421	Yes	*	0022421 Meridian 1	94		Yes	*	0023467 Tyler 4	82
	Yes	*	0022422 Meridian 2	94		Yes	*	0023636 Willow 4	82
7022454 - Mailed Pct 22454	Yes	*	0022454 Mojave 4	50	7022768 - Mailed Pct 22768	Yes	*	0022768 Pacific	97
	Yes	*	0022455 Mojave 5	50	7022791 - Mailed Pct 22791	Yes	*	0022791 Panama 1 - P	63
	Yes	*	0022459 Mojave 9	50		Yes	*	0022792 Panama 2 - P	63
	Yes	*	0022460 Mojave 10	50		Yes	*	0022795 Panama 5 - P	63
	Yes	*	0022465 Mojave 15	50		Yes	*	0022797 Panama 7 - P	63
	Yes	*	0022467 Mojave 17	50	7022793 - Mailed Pct 22793	Yes	*	0022793 Panama 3	9
	Yes	*	0022470 Mojave 20	50		Yes	*	0022796 Panama 6	9
	Yes	*	0022471 Mojave 21	50		Yes	*	0041500 Conner 1	9
	Yes	*	0022472 Mojave 22	50		Yes	*	0041502 Conner 2	9
	Yes	*	0022475 Mojave 25	50	7022803 - Mailed Pct 22803	Yes	*	0022803 Parish 3	98
	Yes	*	0022477 Mojave 27	50		Yes	*	0052036 Java 3	98
	Yes	*	0022479 Mojave 29	50		Yes	*	0052041 Java 8	98
	Yes	*	0022481 Mojave 30	50		Yes	*	0052804 Parish 4	98
	Yes	*	0022484 Mojave 31	50	7022805 - Mailed Pct 22805	Yes	*	0022805 Parish 5	96
	Yes	*	0022489 Mojave 36	50		Yes	*	0022806 Parish 6	96
	Yes	*	0022490 Mojave 37	50		Yes	*	0023571 Weedpatch 2	96
	Yes	*	0022491 Mojave 38	50		Yes	*	0052037 Java 4	96
	Yes	*	0022842 Phillips 2	50		Yes	*	0052038 Java 5	96
7022456 - Mailed Pct 22456	Yes	*	0022456 Mojave 6	95		Yes	*	0052039 Java 6	96
7022473 - Mailed Pct 22473	Yes	*	0022473 Mojave 23	50		Yes	*	0052040 Java 7	96
	Yes	*	0022478 Mojave 28	50		Yes	*	0052800 Parish 1	96
	Yes	*	0022486 Mojave 33	50		Yes	*	0052801 Parish 2	96
	Yes	*	0022487 Mojave 34	50		Yes	*	0052807 Parish 7	96
	Yes	*	0022488 Mojave 35	50		Yes	*	0053481 Vineland 1	96
	Yes	*	0022666 Oak 9	50		Yes	*	0053482 Vineland 2	96
	Yes	*	0022667 Oak 10	50		Yes	*	0053483 Vineland 3	96

Voting Precinct	MB?	VBM Pct	Regular Pct	Ballot Type	Voting Precinct	MB?	VBM Pct	Regular Pct	Ballot Type
7022805 - Mailed Pct 22805	Yes	*	0053572 Weedpatch 3	96		Yes	*	0023609 White Oak 6	110
7023016 - Mailed Pct 23016	Yes	*	0023016 Rockpile 6	93	7023606 - Mailed Pct 23606	Yes	*	0023606 White Oak 3	111
	Yes	*	0023396 Teale 3	93		Yes	*	0023607 White Oak 4	111
	Yes	*	0053450 Towerline 2	93		Yes	*	0023608 White Oak 5	111
7023018 - Mailed Pct 23018	Yes	*	0023018 Rockpile 8	99	7023610 - Mailed Pct 23610	Yes	*	0023610 Wible 1	5
7023019 - Mailed Pct 23019	Yes	*	0023019 Rockpile 10	100	7023766 - Mailed Pct 23766	Yes	*	0023766 Zip 16	112
7023024 - Mailed Pct 23024	Yes	*	0023024 Rosamond 13	101	7025274 - Mailed Pct 25274	Yes	*	0025274 Bakersfield 274	59
	Yes	*	0023453 Tropico 4	101	7025275 - Mailed Pct 25275	Yes	*	0025275 Bakersfield 275	59
	Yes	*	0023670 Yucca 4	101	7025276 - Mailed Pct 25276	Yes	*	0025276 Bakersfield 276	113
	Yes	*	0023671 Yucca 5	101		Yes	*	0025279 Bakersfield 279	113
	Yes	*	0023672 Yucca 6	101	7025277 - Mailed Pct 25277	Yes	*	0025277 Bakersfield 277	114
7023037 - Mailed Pct 23037	Yes	*	0023037 Rosamond 7	71		Yes	*	0025288 Bakersfield 288	114
	Yes	*	0023038 Rosamond 8	71	7025278 - Mailed Pct 25278	Yes	*	0025278 Bakersfield 278	115
	Yes	*	0023081 Saguaro 1	71	7025280 - Mailed Pct 25280	Yes	*	0025280 Bakersfield 280-P	62
	Yes	*	0023083 Saguaro 3	71		Yes	*	0025293 Bakersfield 293	62
7023082 - Mailed Pct 23082	Yes	*	0023082 Saguaro 2	71	7030083 - Mailed Pct 30083	Yes	*	0030083 Airport 7	3
7023084 - Mailed Pct 23084	Yes	*	0023084 Saguaro 4	102		Yes	*	0030085 Airport 9	3
7023148 - Mailed Pct 23148	Yes	*	0023148 Sierra	33		Yes	*	0032740 Olive 10	3
7023198 - Mailed Pct 23198	Yes	*	0023198 Spring Cyn 1	102		Yes	*	0032831 Petrol 1	3
	Yes	*	0023199 Spring Cyn 2	102		Yes	*	0032833 Petrol 3	3
	Yes	*	0023200 Spring Cyn 3	102		Yes	*	0032835 Petrol 5	3
7023201 - Mailed Pct 23201	Yes	*	0023201 Springs 1	103		Yes	*	0032839 Petrol 9	3
	Yes	*	0023202 Springs 2	103	7030303 - Mailed Pct 30303	Yes	*	0030303 Bakersfield 303	117
7023221 - Mailed Pct 23221	Yes	*	0023221 Star 1	10		Yes	*	0030342 Bakersfield 342	117
	Yes	*	0023222 Star 2	10		Yes	*	0030355 Bakersfield 355	117
	Yes	*	0023223 Star 3	10		Yes	*	0030369 Bakersfield 369	117
7023303 - Mailed Pct 23303	Yes	*	0023303 Sycamore 1	106		Yes	*	0030379 Bakersfield 379	117
7023395 - Mailed Pct 23395	Yes	*	0023395 Teale 2	107		Yes	*	0030384 Bakersfield 384	117
7023469 - Mailed Pct 23469	Yes	*	0023469 Tyler 6	108		Yes	*	0031939 Hart	117
7023470 - Mailed Pct 23470	Yes	*	0023470 Union 1	79		Yes	*	0032172 La Cresta 2	117
7023476 - Mailed Pct 23476	Yes	*	0023476 Valley	53		Yes	*	0035644 Bakersfield 644	117
7023500 - Mailed Pct 23500	Yes	*	0023500 Walker Basin 1	8		Yes	*	0035688 Bakersfield 688	117
7023505 - Mailed Pct 23505	Yes	*	0023505 Walker Basin 5	19	7030324 - Mailed Pct 30324	Yes	*	0030324 Bakersfield 324	120
7023590 - Mailed Pct 23590	Yes	*	0023590 Wheeler 1	109		Yes	*	0030328 Bakersfield 328	120
	Yes	*	0041908 Grapevine 1	109	7030327 - Mailed Pct 30327	Yes	*	0030327 Bakersfield 327	3
	Yes	*	0042430 Mettler 4	109		Yes	*	0030340 Bakersfield 340	3
7023604 - Mailed Pct 23604	Yes	*	0023604 White Oak 1	110	7030329 - Mailed Pct 30329	Yes	*	0030329 Bakersfield 329	5
	Yes	*	0023605 White Oak 2	110		Yes	*	0030333 Bakersfield 333	5

Voting Precinct	MB?	VBM Pct	Regular Pct	Ballot Type	Voting Precinct	MB?	VBM Pct	Regular Pct	Ballot Type
7030330 - Mailed Pct 30330	Yes	*	0030330 Bakersfield 330	3		Yes	*	0050522 Bakersfield 522	121
	Yes	*	0030349 Bakersfield 349	3		Yes	*	0050593 Bakersfield 593	121
	Yes	*	0030356 Bakersfield 356	3		Yes	*	0050594 Bakersfield 594	121
	Yes	*	0030363 Bakersfield 363	3	7030357 - Mailed Pct 30357	Yes	*	0030357 Bakersfield 357	104
	Yes	*	0030377 Bakersfield 377	3		Yes	*	0030392 Bakersfield 392	104
	Yes	*	0030378 Bakersfield 378	3		Yes	*	0033000 Riverview 4	104
	Yes	*	0030380 Bakersfield 380	3	7030371 - Mailed Pct 30371	Yes	*	0030371 Bakersfield 371	124
	Yes	*	0031741 Fairhaven 2	3		Yes	*	0030373 Bakersfield 373	124
	Yes	*	0031743 Fairhaven 3	3	7030372 - Mailed Pct 30372	Yes	*	0030372 Bakersfield 372	4
	Yes	*	0032734 Olive 4	3	7030395 - Mailed Pct 30395	Yes	*	0030395 Bakersfield 395	125
	Yes	*	0032735 Olive 5	3	7031178 - Mailed Pct 31178	Yes	*	0031178 Bernard	126
	Yes	*	0032741 Olive 11	3		Yes	*	0032632 Niles	126
	Yes	*	0032997 Riverview 1	3	7031211 - Mailed Pct 31211	Yes	*	0031211 Brundage 1	127
	Yes	*	0032998 Riverview 2	3		Yes	*	0031213 Brundage 3	127
	Yes	*	0032999 Riverview 3	3		Yes	*	0033225 Sterling 5	127
	Yes	*	0033001 Riverview 5	3		Yes	*	0033227 Sterling 7	127
	Yes	*	0033002 Riverview 6	3		Yes	*	0033231 Sterling 11	127
	Yes	*	0033003 Riverview 7	3		Yes	*	0033232 Sterling 12	127
	Yes	*	0033392 Teakwood 3	3		Yes	*	0051734 Fairfax 8	127
	Yes	*	0033394 Teakwood 5	3		Yes	*	0051736 Fairfax 10	127
	Yes	*	0035693 Bakersfield 693	3		Yes	*	0051738 Fairfax 12	127
	Yes	*	0035694 Bakersfield 694	3	7031212 - Mailed Pct 31212	Yes	*	0031212 Brundage 2	128
7030331 - Mailed Pct 30331	Yes	*	0030331 Bakersfield 331	116		Yes	*	0031214 Brundage 4	128
	Yes	*	0035653 Bakersfield 653	116		Yes	*	0031215 Brundage 5	128
7030336 - Mailed Pct 30336	Yes	*	0030336 Bakersfield 336	122		Yes	*	0031216 Brundage 6	128
7030343 - Mailed Pct 30343	Yes	*	0030343 Bakersfield 343	120		Yes	*	0033221 Sterling 1	128
	Yes	*	0030345 Bakersfield 345	120	7031217 - Mailed Pct 31217	Yes	*	0031217 Brundage 7	8
	Yes	*	0030359 Bakersfield 359	120		Yes	*	0052891 Redbank 3	8
	Yes	*	0030361 Bakersfield 361	120	7031665 - Mailed Pct 31665	Yes	*	0031665 Douglas	5
	Yes	*	0030388 Bakersfield 388	120		Yes	*	0032255 Loop	5
	Yes	*	0035682 Bakersfield 682	120		Yes	*	0032442 Minner 2	5
	Yes	*	0050556 Bakersfield 556	120		Yes	*	0033209 Standard 1	5
7030344 - Mailed Pct 30344	Yes	*	0030344 Bakersfield 344	121	7031740 - Mailed Pct 31740	Yes	*	0031740 Fairhaven 1	5
	Yes	*	0030362 Bakersfield 362	121		Yes	*	0031840 Fruitvale 1	5
	Yes	*	0035649 Bakersfield 649	121		Yes	*	0031841 Fruitvale 2	5
	Yes	*	0035679 Bakersfield 679	121	7032213 - Mailed Pct 32213	Yes	*	0032213 Langley 1	5
	Yes	*	0050513 Bakersfield 513	121	7032239 - Mailed Pct 32239	Yes	*	0032239 Lime 4	133
	Yes	*	0050516 Bakersfield 516	121		Yes	*	0033368 Tangerine 4	133

Voting Precinct	MB?	VBM Pct	Regular Pct	Ballot Type	Voting Precinct	MB?	VBM Pct	Regular Pct	Ballot Type
7032239 - Mailed Pct 32239	Yes	*	0033371 Tangerine 7	133		Yes	*	0050574 Bakersfield 574	140
	Yes	*	0033373 Tangerine 9	133		Yes	*	0050575 Bakersfield 575	140
7032253 - Mailed Pct 32253	Yes	*	0032253 Lodge	129		Yes	*	0050577 Bakersfield 577	140
7032381 - Mailed Pct 32381	Yes	*	0032381 Magunden 11	124		Yes	*	0050592 Bakersfield 592	140
7032386 - Mailed Pct 32386	Yes	*	0032386 Magunden 16	135	7035683 - Mailed Pct 35683	Yes	*	0035683 Bakersfield 683	85
	Yes	*	0032533 Mc Curdy 3	135	7035685 - Mailed Pct 35685	Yes	*	0035685 Bakersfield 685	89
7032387 - Mailed Pct 32387	Yes	*	0032387 Magunden 17	136		Yes	*	0040420 Bakersfield 420	89
	Yes	*	0032388 Magunden 18	136		Yes	*	0040468 Bakersfield 468	89
7032493 - Mailed Pct 32493	Yes	*	0032493 Morning	137	7035687 - Mailed Pct 35687	Yes	*	0035687 Bakersfield 687	142
7032752 - Mailed Pct 32752	Yes	*	0032752 Orange 3	138		Yes	*	0050761 Bakersfield 761	142
	Yes	*	0033370 Tangerine 6	138	7035692 - Mailed Pct 35692	Yes	*	0035692 Bakersfield 692	4
7033210 - Mailed Pct 33210	Yes	*	0033210 Standard 2	5	7040140 - Mailed Pct 40140	Yes	*	0040140 Annette	143
7033223 - Mailed Pct 33223	Yes	*	0033223 Sterling 3	128		Yes	*	0041183 Bitterwater	143
	Yes	*	0033233 Sterling 13	128		Yes	*	0041504 Corcoran	143
	Yes	*	0051729 Fairfax 3	128		Yes	*	0041670 Devils Den	143
	Yes	*	0051731 Fairfax 5	128		Yes	*	0042000 Jackson 1	143
	Yes	*	0051732 Fairfax 6	128		Yes	*	0042002 Jackson 2	143
	Yes	*	0051733 Fairfax 7	128		Yes	*	0042058 Kecks 1	143
	Yes	*	0051735 Fairfax 9	128		Yes	*	0042059 Kecks 2	143
	Yes	*	0051737 Fairfax 11	128		Yes	*	0042262 Lost Hills 2	143
7033226 - Mailed Pct 33226	Yes	*	0033226 Sterling 6	128		Yes	*	0042263 Lost Hills 3	143
7033491 - Mailed Pct 33491	Yes	*	0033491 Virginia 1	139		Yes	*	0042264 Lost Hills 4	143
7033499 - Mailed Pct 33499	Yes	*	0033499 Warren 1	5	7040141 - Mailed Pct 40141	Yes	*	0040141 Antecline	144
	Yes	*	0033500 Warren 2	5	7040142 - Mailed Pct 40142	Yes	*	0040142 Antelope	145
7035600 - Mailed Pct 35600	Yes	*	0035600 Bakersfield 600	4		Yes	*	0041159 Belridge 1	145
7035639 - Mailed Pct 35639	Yes	*	0035639 Bakersfield 639	4		Yes	*	0041506 Coyote	145
7035662 - Mailed Pct 35662	Yes	*	0035662 Bakersfield 662	5		Yes	*	0042860 Preserve 3	145
	Yes	*	0035668 Bakersfield 668	5		Yes	*	0042885 Range 1	145
7035663 - Mailed Pct 35663	Yes	*	0035663 Bakersfield 663	39		Yes	*	0042886 Range 2	145
	Yes	*	0035672 Bakersfield 672	39		Yes	*	0043643 Wolf	145
	Yes	*	0035673 Bakersfield 673	39	7040144 - Mailed Pct 40144	Yes	*	0040144 Aqueduct	146
	Yes	*	0035674 Bakersfield 674	39		Yes	*	0043215 Station	146
	Yes	*	0035681 Bakersfield 681	39		Yes	*	0043300 Sunset	146
7035670 - Mailed Pct 35670	Yes	*	0035670 Bakersfield 670	122		Yes	*	0043585 Western	146
	Yes	*	0044132 Bakersfield 4132	122	7040413 - Mailed Pct 40413	Yes	*	0040413 Bakersfield 413	147
7035676 - Mailed Pct 35676	Yes	*	0035676 Bakersfield 676	140		Yes	*	0044117 Bakersfield 4117	147
	Yes	*	0050515 Bakersfield 515	140	7040437 - Mailed Pct 40437	Yes	*	0040437 Bakersfield 437	60
	Yes	*	0050571 Bakersfield 571	140		Yes	*	0040484 Bakersfield 484	60

Voting Precinct	MB?	VBM Pct	Regular Pct	Ballot Type	Voting Precinct	MB?	VBM Pct	Regular Pct	Ballot Type
7040437 - Mailed Pct 40437	Yes	*	0040485 Bakersfield 485	60		Yes	*	0041814 Ford 8	154
	Yes	*	0040486 Bakersfield 486	60		Yes	*	0041936 Gusher	154
7040438 - Mailed Pct 40438	Yes	*	0040438 Bakersfield 438	148		Yes	*	0042179 Lake Station	154
	Yes	*	0040499 Bakersfield 499	148		Yes	*	0042632 Mc Nee 2	154
	Yes	*	0044124 Bakersfield 4124	148		Yes	*	0042862 Pup	154
7040439 - Mailed Pct 40439	Yes	*	0040439 Bakersfield 439	149		Yes	*	0043459 Tupman 1	154
	Yes	*	0040490 Bakersfield 490	149		Yes	*	0043461 Tupman 3	154
	Yes	*	0042514 Munzer 5	149		Yes	*	0043462 Tupman 4	154
	Yes	*	0042515 Munzer 6	149		Yes	*	0043492 Vista 1	154
	Yes	*	0044109 Bakersfield 4109	149	7041241 - Mailed Pct 41241	Yes	*	0041241 Buttonwillow 10	9
	Yes	*	0044119 Bakersfield 4119	149		Yes	*	0041242 Buttonwillow 11	9
	Yes	*	0044126 Bakersfield 4126	149		Yes	*	0041243 Buttonwillow 12	9
	Yes	*	0044131 Bakersfield 4131	149		Yes	*	0041244 Buttonwillow 13	9
7040472 - Mailed Pct 40472	Yes	*	0040472 Bakersfield 472 - P	88		Yes	*	0041245 Buttonwillow 14	9
7040478 - Mailed Pct 40478	Yes	*	0040478 Bakersfield 478	150		Yes	*	0041246 Buttonwillow 15	9
	Yes	*	0040482 Bakersfield 482	150		Yes	*	0041247 Buttonwillow 7	9
	Yes	*	0044111 Bakersfield 4111	150		Yes	*	0041248 Buttonwillow 8	9
7040492 - Mailed Pct 40492	Yes	*	0040492 Bakersfield 492	122		Yes	*	0041249 Buttonwillow 9	9
7041139 - Mailed Pct 41139	Yes	*	0041139 Bear Creek 1	151		Yes	*	0041250 Buttonwillow 2	9
	Yes	*	0041140 Bear Creek 2	151		Yes	*	0041251 Buttonwillow 3	9
	Yes	*	0041141 Bear Creek 3	151		Yes	*	0041252 Buttonwillow 4	9
	Yes	*	0041142 Bear Creek 4	151		Yes	*	0041255 Buttonwillow 5	9
	Yes	*	0042626 Mc Kittrick 3	151		Yes	*	0041256 Buttonwillow 6	9
	Yes	*	0042627 Mc Kittrick 4	151		Yes	*	0041528 Dairy	9
	Yes	*	0043088 Santos	151	7041476 - Mailed Pct 41476	Yes	*	0041476 Coles Levee 2	63
7041143 - Mailed Pct 41143	Yes	*	0041143 Bear Creek 5	152		Yes	*	0041477 Coles Levee 4	63
	Yes	*	0042624 Mc Kittrick 1	152		Yes	*	0041478 Coles Levee 5	63
	Yes	*	0042625 Mc Kittrick 2	152		Yes	*	0041812 Ford 6	63
7041149 - Mailed Pct 41149	Yes	*	0041149 Bears Den 1	153		Yes	*	0041813 Ford 7	63
	Yes	*	0041150 Bears Den 2	153		Yes	*	0042728 Olen	63
	Yes	*	0041151 Bears Den 3	153		Yes	*	0042780 Paloma 1	63
	Yes	*	0041152 Bears Den 4	153		Yes	*	0042782 Paloma 2	63
	Yes	*	0042633 Mc Nee 3	153		Yes	*	0043493 Vista 2	63
	Yes	*	0043442 Tip	153	7041495 - Mailed Pct 41495	Yes	*	0041495 Condor 1	155
	Yes	*	0043460 Tupman 2	153		Yes	*	0042769 Padre	155
7041160 - Mailed Pct 41160	Yes	*	0041160 Belridge 2	154	7041496 - Mailed Pct 41496	Yes	*	0041496 Condor 2	156
	Yes	*	0041768 Fell	154		Yes	*	0041497 Condor 3	156
	Yes	*	0041811 Ford 5	154		Yes	*	0041845 Gale 1	156

Voting Precinct	MB?	VBM Pct	Regular Pct	Ballot Type	Voting Precinct	MB?	VBM Pct	Regular Pct	Ballot Type
7041496 - Mailed Pct 41496	Yes	*	0041846 Gale 2	156		Yes	*	0042858 Preserve 1	162
	Yes	*	0041909 Grapevine 2	156		Yes	*	0042859 Preserve 2	162
	Yes	*	0042221 Lebec 2	156	7041914 - Mailed Pct 41914	Yes	*	0041914 Greeley 4	39
	Yes	*	0042222 Lebec 6	156		Yes	*	0041967 Hinesley	39
	Yes	*	0042224 Lebec 7	156		Yes	*	0043047 Rosedale 7	39
	Yes	*	0042225 Lebec 8	156	7041930 - Mailed Pct 41930	Yes	*	0041930 Griffith 1	13
	Yes	*	0042432 Mettler 6	156		Yes	*	0041931 Griffith 2	13
	Yes	*	0042434 Mettler 8	156		Yes	*	0041932 Gun	13
7041505 - Mailed Pct 41505	Yes	*	0041505 Course	157		Yes	*	0042003 Jackson 3	13
	Yes	*	0041527 Cymric 2	157		Yes	*	0042004 Jackson 4	13
	Yes	*	0042723 Oilfield	157		Yes	*	0042861 Prospect	13
	Yes	*	0042907 Reward 2	157		Yes	*	0043065 Rowlee 1	13
7041507 - Mailed Pct 41507	Yes	*	0041507 Crocker	158		Yes	*	0043066 Rowlee 2	13
	Yes	*	0041770 Fellows 2	158		Yes	*	0043627 Wildwood 2	13
	Yes	*	0042904 Reserve 1	158		Yes	*	0043628 Wildwood 3	13
7041623 - Mailed Pct 41623	Yes	*	0041623 Delfern	9	7042223 - Mailed Pct 42223	Yes	*	0042223 Lebec 3	164
	Yes	*	0041624 Delfino	9		Yes	*	0043439 Tejon	164
	Yes	*	0042435 Milan	9	7042265 - Mailed Pct 42265	Yes	*	0042265 Lost Hills 5	143
	Yes	*	0042908 Reward 3	9		Yes	*	0042266 Lost Hills 6	143
	Yes	*	0042909 Reward 4	9		Yes	*	0042267 Lost Hills 7	143
	Yes	*	0043068 Ruby	9		Yes	*	0042268 Lost Hills 8	143
7041665 - Mailed Pct 41665	Yes	*	0041665 Derrick	159		Yes	*	0042269 Lost Hills 9	143
	Yes	*	0042161 Kerto	159		Yes	*	0042270 Lost Hills 10	143
	Yes	*	0042827 Pentland	159		Yes	*	0042285 Mag 1	143
	Yes	*	0042863 Purina	159		Yes	*	0042287 Mag 3	143
7041769 - Mailed Pct 41769	Yes	*	0041769 Fellows 1	160		Yes	*	0042288 Magnolia 1	143
	Yes	*	0042447 Mocal	160		Yes	*	0042289 Magnolia 2	143
	Yes	*	0042905 Reserve 2	160		Yes	*	0042290 Magnolia 3	143
7041778 - Mailed Pct 41778	Yes	*	0041778 Fog	161		Yes	*	0042386 Main	143
	Yes	*	0042510 Munzer 1	161		Yes	*	0042525 Mc Combs	143
	Yes	*	0042511 Munzer 2	161		Yes	*	0043147 Shellco	143
	Yes	*	0042512 Munzer 3	161		Yes	*	0043463 Twisselman	143
	Yes	*	0042513 Munzer 4	161	7042427 - Mailed Pct 42427	Yes	*	0042427 Mettler 1	166
	Yes	*	0042516 Munzer 7	161		Yes	*	0042428 Mettler 2	166
	Yes	*	0043456 Tule 1	161		Yes	*	0042443 Mini 6	166
	Yes	*	0041815 Fox	162		Yes	*	0042444 Mini 7	166
7041815 - Mailed Pct 41815	Yes	*	0042162 Kit	162		Yes	*	0042446 Mini 9	166
	Yes	*	0042500 Morris	162		Yes	*	0043080 Sabodan	166

Voting Precinct	MB?	VBM Pct	Regular Pct	Ballot Type	Voting Precinct	MB?	VBM Pct	Regular Pct	Ballot Type
7042427 - Mailed Pct 42427	Yes	*	0043477 Valpredo 1	166		Yes	*	0051503 Cottonwood 1	56
	Yes	*	0043478 Valpredo 2	166		Yes	*	0051504 Cottonwood 2	56
7042441 - Mailed Pct 42441	Yes	*	0042441 Mini 4	166		Yes	*	0051920 Greenfield 1	56
	Yes	*	0042442 Mini 5	166	7050030 - Mailed Pct 50030	Yes	*	0050030 Adobe 2	90
	Yes	*	0042445 Mini 8	166	7050032 - Mailed Pct 50032	Yes	*	0050032 Adobe 4	90
7042517 - Mailed Pct 42517	Yes	*	0042517 Munzer 8 - P	148		Yes	*	0050033 Adobe 5	90
	Yes	*	0042519 Munzer 10	148		Yes	*	0052829 Petal 2	90
7042521 - Mailed Pct 42521	Yes	*	0042521 Munzer 11	149	7050212 - Mailed Pct 50212	Yes	*	0050212 Arvin 6	175
	Yes	*	0042522 Munzer 12	149		Yes	*	0050215 Arvin 7	175
	Yes	*	0043058 Rosedale 18	149		Yes	*	0050218 Arvin 10	175
7042783 - Mailed Pct 42783	Yes	*	0042783 Paloma 3	9		Yes	*	0050219 Arvin 11	175
	Yes	*	0042788 Paloma 8	9	7050220 - Mailed Pct 50220	Yes	*	0050220 Baker 1	139
	Yes	*	0042790 Paloma 10	9		Yes	*	0052406 Meek 2	139
7042784 - Mailed Pct 42784	Yes	*	0042784 Paloma 4	9	7050221 - Mailed Pct 50221	Yes	*	0050221 Baker 2	176
7042785 - Mailed Pct 42785	Yes	*	0042785 Paloma 5	167	7050504 - Mailed Pct 50504	Yes	*	0050504 Bakersfield 504	178
7042789 - Mailed Pct 42789	Yes	*	0042789 Paloma 9	167		Yes	*	0050756 Bakersfield 756	178
7042910 - Mailed Pct 42910	Yes	*	0042910 Reward 5	168	7050526 - Mailed Pct 50526	Yes	*	0050526 Bakersfield 526	184
7043044 - Mailed Pct 43044	Yes	*	0043044 Rosedale 4	39	7050529 - Mailed Pct 50529	Yes	*	0050529 Bakersfield 529	114
7043063 - Mailed Pct 43063	Yes	*	0043063 Ross 2	169		Yes	*	0050549 Bakersfield 549	114
	Yes	*	0043064 Ross 3	169		Yes	*	0050711 Bakersfield 711	114
7043101 - Mailed Pct 43101	Yes	*	0043101 Shafter 8	170	7050537 - Mailed Pct 50537	Yes	*	0050537 Bakersfield 537	121
7043295 - Mailed Pct 43295	Yes	*	0043295 Sullivan	14		Yes	*	0050550 Bakersfield 550	121
7043458 - Mailed Pct 43458	Yes	*	0043458 Tule 3	171		Yes	*	0050562 Bakersfield 562	121
7043561 - Mailed Pct 43561	Yes	*	0043561 Wasco 7	13		Yes	*	0050585 Bakersfield 585	121
	Yes	*	0043562 Wasco 8	13		Yes	*	0050598 Bakersfield 598	121
	Yes	*	0043563 Wasco 9	13		Yes	*	0050599 Bakersfield 599	121
	Yes	*	0043564 Wasco 10	13		Yes	*	0050701 Bakersfield 701	121
	Yes	*	0043566 Wasco 11	13	7050540 - Mailed Pct 50540	Yes	*	0050540 Bakersfield 540	183
	Yes	*	0043571 Wasco 16	13	7050542 - Mailed Pct 50542	Yes	*	0050542 Bakersfield 542	182
7043576 - Mailed Pct 43576	Yes	*	0043576 Wasco 21	13	7050546 - Mailed Pct 50546	Yes	*	0050546 Bakersfield 546	186
7044116 - Mailed Pct 44116	Yes	*	0044116 Bakersfield 4116	39	7050551 - Mailed Pct 50551	Yes	*	0050551 Bakersfield 551 - P	182
7044120 - Mailed Pct 44120	Yes	*	0044120 Bakersfield 4120 - T	147		Yes	*	0050553 Bakersfield 553	182
7044123 - Mailed Pct 44123	Yes	*	0044123 Bakersfield 4123	89		Yes	*	0050555 Bakersfield 555	182
7044133 - Mailed Pct 44133	Yes	*	0044133 Bakersfield 4133	148		Yes	*	0050705 Bakersfield 705	182
7050025 - Mailed Pct 50025	Yes	*	0050025 Adobe 6	56		Yes	*	0050709 Bakersfield 709	182
	Yes	*	0051226 Burke 6	56		Yes	*	0050710 Bakersfield 710	182
	Yes	*	0051229 Burke 9	56	7050557 - Mailed Pct 50557	Yes	*	0050557 Bakersfield 557	132
	Yes	*	0051238 Burke 17	56		Yes	*	0050558 Bakersfield 558	132

Voting Precinct	MB?	VBM Pct	Regular Pct	Ballot Type	Voting Precinct	MB?	VBM Pct	Regular Pct	Ballot Type
7050557 - Mailed Pct 50557	Yes	*	0050559 Bakersfield 559	132		Yes	*	0050718 Bakersfield 718	182
7050561 - Mailed Pct 50561	Yes	*	0050561 Bakersfield 561	182		Yes	*	0050719 Bakersfield 719	182
7050563 - Mailed Pct 50563	Yes	*	0050563 Bakersfield 563	188		Yes	*	0050720 Bakersfield 720	182
7050564 - Mailed Pct 50564	Yes	*	0050564 Bakersfield 564	141		Yes	*	0050773 Bakersfield 773	182
	Yes	*	0050565 Bakersfield 565	141		Yes	*	0050774 Bakersfield 774	182
	Yes	*	0050580 Bakersfield 580	141		Yes	*	0050775 Bakersfield 775	182
	Yes	*	0050721 Bakersfield 721	141		Yes	*	0050781 Bakersfield 781	182
	Yes	*	0050722 Bakersfield 722	141	7050726 - Mailed Pct 50726	Yes	*	0050726 Bakersfield 726	56
7050566 - Mailed Pct 50566	Yes	*	0050566 Bakersfield 566	132		Yes	*	0050728 Bakersfield 728	56
	Yes	*	0050727 Bakersfield 727	132		Yes	*	0050777 Bakersfield 777	56
	Yes	*	0050763 Bakersfield 763	132	7050730 - Mailed Pct 50730	Yes	*	0050730 Bakersfield 730	191
7050573 - Mailed Pct 50573	Yes	*	0050573 Bakersfield 573	187	7050732 - Mailed Pct 50732	Yes	*	0050732 Bakersfield 732	105
	Yes	*	0050708 Bakersfield 708	187		Yes	*	0050738 Bakersfield 738	105
	Yes	*	0050724 Bakersfield 724	187	7050734 - Mailed Pct 50734	Yes	*	0050734 Bakersfield 734	87
	Yes	*	0050767 Bakersfield 767	187		Yes	*	0050736 Bakersfield 736	87
7050579 - Mailed Pct 50579	Yes	*	0050579 Bakersfield 579	55		Yes	*	0050737 Bakersfield 737	87
	Yes	*	0050745 Bakersfield 745	55		Yes	*	0050744 Bakersfield 744	87
	Yes	*	0050747 Bakersfield 747	55		Yes	*	0050746 Bakersfield 746	87
	Yes	*	0050762 Bakersfield 762	55	7050748 - Mailed Pct 50748	Yes	*	0050748 Bakersfield 748	192
7050581 - Mailed Pct 50581	Yes	*	0050581 Bakersfield 581	181		Yes	*	0050754 Bakersfield 754	192
	Yes	*	0050587 Bakersfield 587	181	7050749 - Mailed Pct 50749	Yes	*	0050749 Bakersfield 749	193
	Yes	*	0050588 Bakersfield 588	181		Yes	*	0050770 Bakersfield 770	193
	Yes	*	0050591 Bakersfield 591	181	7050758 - Mailed Pct 50758	Yes	*	0050758 Bakersfield 758	177
7050582 - Mailed Pct 50582	Yes	*	0050582 Bakersfield 582	184	7050759 - Mailed Pct 50759	Yes	*	0050759 Bakersfield 759	194
7050597 - Mailed Pct 50597	Yes	*	0050597 Bakersfield 597	189	7050760 - Mailed Pct 50760	Yes	*	0050760 Bakersfield 760	195
	Yes	*	0050757 Bakersfield 757	189	7050764 - Mailed Pct 50764	Yes	*	0050764 Bakersfield 764	90
	Yes	*	0050766 Bakersfield 766	189	7050769 - Mailed Pct 50769	Yes	*	0050769 Bakersfield 769	196
7050702 - Mailed Pct 50702	Yes	*	0050702 Bakersfield 702	182	7051188 - Mailed Pct 51188	Yes	*	0051188 Blossom 2	79
	Yes	*	0050704 Bakersfield 704	182		Yes	*	0052828 Petal 1	79
	Yes	*	0050706 Bakersfield 706	182	7051233 - Mailed Pct 51233	Yes	*	0051233 Burke 12	56
	Yes	*	0050776 Bakersfield 776	182		Yes	*	0051234 Burke 13	56
7050707 - Mailed Pct 50707	Yes	*	0050707 Bakersfield 707	182		Yes	*	0051239 Burke 18	56
7050712 - Mailed Pct 50712	Yes	*	0050712 Bakersfield 712	190		Yes	*	0051240 Burke 19	56
7050713 - Mailed Pct 50713	Yes	*	0050713 Bakersfield 713	182		Yes	*	0051921 Greenfield 2	56
	Yes	*	0050714 Bakersfield 714	182		Yes	*	0051970 Hosking 1	56
	Yes	*	0050715 Bakersfield 715	182	7051293 - Mailed Pct 51293	Yes	*	0051293 Canal 1	198
	Yes	*	0050716 Bakersfield 716	182		Yes	*	0051296 Canal 4	198
	Yes	*	0050717 Bakersfield 717	182		Yes	*	0052395 Mayfair	198

Voting Precinct	MB?	VBM Pct	Regular Pct	Ballot Type	Voting Precinct	MB?	VBM Pct	Regular Pct	Ballot Type
7051293 - Mailed Pct 51293	Yes	*	0052501 Mountview 2	198		Yes	*	0053017 Rockpile 7	201
	Yes	*	0052502 Mountview 3	198		Yes	*	0053751 Zip 1	201
	Yes	*	0052503 Mountview 4	198		Yes	*	0053755 Zip 5	201
	Yes	*	0052504 Mountview 5	198	7051679 - Mailed Pct 51679	Yes	*	0051679 Dig	96
	Yes	*	0052506 Mountview 6	198		Yes	*	0053010 Rockpile 1	96
	Yes	*	0053447 Tokay 1	198		Yes	*	0053015 Rockpile 5	96
	Yes	*	0053485 Vineyard 1	198	7051704 - Mailed Pct 51704	Yes	*	0051704 Earp	202
	Yes	*	0053486 Vineyard 2	198		Yes	*	0052149 Kernita 9	202
7051294 - Mailed Pct 51294	Yes	*	0051294 Canal 2	199	7051739 - Mailed Pct 51739	Yes	*	0051739 Fairfax 13	203
	Yes	*	0052186 Lamont 6	199		Yes	*	0052508 Muller	203
	Yes	*	0052194 Lamont 14	199		Yes	*	0053666 Wyatt	203
	Yes	*	0053480 Vine	199	7051751 - Mailed Pct 51751	Yes	*	0051751 Fairview 1	79
	Yes	*	0053489 Vineyard 5	199	7051779 - Mailed Pct 51779	Yes	*	0051779 Foothill	204
	Yes	*	0053631 Willis 3	199	7051972 - Mailed Pct 51972	Yes	*	0051972 Hosking 2	90
7051295 - Mailed Pct 51295	Yes	*	0051295 Canal 3	198	7052140 - Mailed Pct 52140	Yes	*	0052140 Kerr	205
	Yes	*	0052187 Lamont 7	198		Yes	*	0052141 Kernita 1	205
	Yes	*	0052188 Lamont 8	198		Yes	*	0052144 Kernita 4	205
	Yes	*	0052189 Lamont 9	198		Yes	*	0052145 Kernita 5	205
	Yes	*	0052192 Lamont 12	198		Yes	*	0052146 Kernita 6	205
	Yes	*	0052193 Lamont 13	198		Yes	*	0052147 Kernita 7	205
	Yes	*	0052195 Lamont 15	198	7052142 - Mailed Pct 52142	Yes	*	0052142 Kernita 2	206
	Yes	*	0053448 Tokay 2	198	7052143 - Mailed Pct 52143	Yes	*	0052143 Kernita 3	207
	Yes	*	0053488 Vineyard 4	198		Yes	*	0052148 Kernita 8	207
	Yes	*	0053629 Willis 1	198		Yes	*	0052634 Nita 2	207
	Yes	*	0053630 Willis 2	198	7052272 - Mailed Pct 52272	Yes	*	0052272 Lotus 3	208
7051297 - Mailed Pct 51297	Yes	*	0051297 Canal 5	199	7052770 - Mailed Pct 52770	Yes	*	0052770 Palm	130
	Yes	*	0051720 Emma	199	7053012 - Mailed Pct 53012	Yes	*	0053012 Rockpile 3	209
	Yes	*	0052056 Kam 1	199		Yes	*	0053019 Rockpile 9	209
	Yes	*	0052057 Kam 2	199		Yes	*	0053756 Zip 6	209
	Yes	*	0052500 Mountview 1	199		Yes	*	0053757 Zip 7	209
	Yes	*	0052507 Mountview 7	199		Yes	*	0053758 Zip 8	209
	Yes	*	0053487 Vineyard 3	199		Yes	*	0053759 Zip 9	209
7051298 - Mailed Pct 51298	Yes	*	0051298 Canal 6	198		Yes	*	0053760 Zip 10	209
7051490 - Mailed Pct 51490	Yes	*	0051490 Comanche 1	94		Yes	*	0053761 Zip 11	209
	Yes	*	0051492 Comanche 2	94		Yes	*	0053762 Zip 12	209
	Yes	*	0051493 Comanche 3	94		Yes	*	0053763 Zip 13	209
	Yes	*	0052388 Malaga	94		Yes	*	0053764 Zip 14	209
7051494 - Mailed Pct 51494	Yes	*	0051494 Comanche 4	201		Yes	*	0053767 Zip 17	209

Voting Precinct	MB?	VBM Pct	Regular Pct	Ballot Type	Voting Precinct	MB?	VBM Pct	Regular Pct	Ballot Type
7053012 - Mailed Pct 53012	Yes	*	0053768 Zip 18	209					
	Yes	*	0053769 Zip 19	209					
7053449 - Mailed Pct 53449	Yes	*	0053449 Towerline 1	210					
7053495 - Mailed Pct 53495	Yes	*	0053495 Walk 1	211					
	Yes	*	0053496 Walk 2	211					
7053752 - Mailed Pct 53752	Yes	*	0053752 Zip 2	209					
	Yes	*	0053753 Zip 3	209					
	Yes	*	0053754 Zip 4	209					
7053765 - Mailed Pct 53765	Yes	*	0053765 Zip 15	212					

Total Voting Pcts: **694**
VBM Pcts: **365**

Regular Pcts: **2,131**
Whole: **2,131**
Portioned: **0**

Ballot Types: **212**



Regular/Vote-by-Mail/Voting Pct Xref (Summary - Regular Pct Order)
General Election - 11/3/2020

Regular Precinct	VBM Pct	Voting Precinct	MB?	Bal Type	Regular Precinct	VBM Pct	Voting Precinct	MB?	Bal Type
0010010 Abbott	*	7010010 - Mailed Pct 10010	Yes	1	0011387 Cherry 4	*	7011153 - Mailed Pct 11153	Yes	9
0010015 Adele	*	7010015 - Mailed Pct 10015	Yes	2	0011388 Cherry 5	*	7011153 - Mailed Pct 11153	Yes	9
0010050 Airport 2	*	7010050 - Mailed Pct 10050	Yes	3	0011391 China Lake	*	7011391 - Mailed Pct 11391	Yes	17
0010070 Airport 4	*	7010050 - Mailed Pct 10050	Yes	3	0011462 Choctaw	*	7010085 - Mailed Pct 10085	Yes	6
0010080 Airport 5	*	7010080 - Mailed Pct 10080	Yes	4	0011465 Citrus 1	*	7010085 - Mailed Pct 10085	Yes	6
0010084 Airport 8	*	7010084 - Mailed Pct 10084	Yes	5	0011466 Citrus 2	*	7010085 - Mailed Pct 10085	Yes	6
0010085 Alfred	*	7010085 - Mailed Pct 10085	Yes	6	0011467 Citrus 3	*	7010085 - Mailed Pct 10085	Yes	6
0010090 Almond - IT	*	7010090 - Mailed Pct 10090	Yes	7	0011486 Colony 6	*	7011290 - Mailed Pct 11290	Yes	13
0010225 Bakersfield 101	*	7010225 - Mailed Pct 10225	Yes	5	0011488 Colony 8	*	7011290 - Mailed Pct 11290	Yes	13
0010226 Bakersfield 102	*	7010226 - Mailed Pct 10226	Yes	6	0011530 Delano 1	8011530	0011530 - Voting Pct 11530		18
0010227 Bakersfield 103	*	7010226 - Mailed Pct 10226	Yes	6	0011538 Davis	*	7011538 - Mailed Pct 11538	Yes	19
0010228 Bakersfield 104	*	7010225 - Mailed Pct 10225	Yes	5	0011540 Delano 2 - IT	8011540	0011540 - Voting Pct 11540		18
0010229 Bakersfield 105	*	7010229 - Mailed Pct 10229	Yes	6	0011541 Delano 18	*	7011541 - Mailed Pct 11541	Yes	20
0011134 Ball	*	7010085 - Mailed Pct 10085	Yes	6	0011542 Delano 19	*	7011542 - Mailed Pct 11542	Yes	18
0011135 Basin	*	7011135 - Mailed Pct 11135	Yes	8	0011543 Delano 20	*	7011541 - Mailed Pct 11541	Yes	20
0011153 Beech 1	*	7011153 - Mailed Pct 11153	Yes	9	0011544 Delano 21	*	7011542 - Mailed Pct 11542	Yes	18
0011154 Beech 2	*	7011153 - Mailed Pct 11153	Yes	9	0011545 Delano 22	*	7011542 - Mailed Pct 11542	Yes	18
0011155 Bella Vista	8011155	0011155 - Voting Pct 11155		10	0011546 Delano 23	8011546	0011546 - Voting Pct 11546		18
0011168 Bend	*	7011153 - Mailed Pct 11153	Yes	9	0011547 Delano 24	*	7011542 - Mailed Pct 11542	Yes	18
0011170 Bender	*	7011153 - Mailed Pct 11153	Yes	9	0011548 Delano 25	8011548	0011548 - Voting Pct 11548		18
0011171 Benner 1 - IT	*	7011171 - Mailed Pct 11171	Yes	11	0011549 Delano 26	*	7011542 - Mailed Pct 11542	Yes	18
0011172 Benner 2	*	7011171 - Mailed Pct 11171	Yes	11	0011550 Delano 3 - IT	8011550	0011550 - Voting Pct 11550		18
0011173 Benner 3 - T	*	7011171 - Mailed Pct 11171	Yes	11	0011551 Delano 27	*	7011542 - Mailed Pct 11542	Yes	18
0011174 Benner 4	*	7011171 - Mailed Pct 11171	Yes	11	0011552 Delano 28 - IT	8011552	0011552 - Voting Pct 11552		18
0011175 Benner 5	*	7011171 - Mailed Pct 11171	Yes	11	0011553 Delano 29 - IT	8011550	0011550 - Voting Pct 11550		18
0011190 Bodfish	8011190	0011190 - Voting Pct 11190		12	0011554 Delano 30 - IT	8011554	0011554 - Voting Pct 11554		18
0011195 Borel 1	8011195	0011195 - Voting Pct 11195		4	0011556 Delano 31 - IT	8011546	0011546 - Voting Pct 11546		18
0011200 Boyd 1	*	7011200 - Mailed Pct 11200	Yes	13	0011557 Delano 32	8011557	0011557 - Voting Pct 11557		18
0011201 Boyd 2	*	7011200 - Mailed Pct 11200	Yes	13	0011560 Delano 4 - IT	8011554	0011554 - Voting Pct 11554		18
0011202 Bravo	*	7011202 - Mailed Pct 11202	Yes	14	0011570 Delano 5 - IT	8011570	0011570 - Voting Pct 11570		18
0011203 Breckenridge	*	7010085 - Mailed Pct 10085	Yes	6	0011580 Delano 6 - I	8011580	0011580 - Voting Pct 11580		18
0011208 Bright Star	*	7011208 - Mailed Pct 11208	Yes	10	0011590 Delano 7	8011557	0011557 - Voting Pct 11557		18
0011209 Browning 1	*	7011209 - Mailed Pct 11209	Yes	15	0011600 Delano 8 - I	8011570	0011570 - Voting Pct 11570		18
0011210 Browning 2	*	7011209 - Mailed Pct 11209	Yes	15	0011610 Delano 9	8011610	0011610 - Voting Pct 11610		18
0011290 Calloway	*	7011290 - Mailed Pct 11290	Yes	13	0011620 Delano 10 - IT	8011548	0011548 - Voting Pct 11548		18
0011307 Carrillo 1	*	7011209 - Mailed Pct 11209	Yes	15	0011621 Delano 11	8011557	0011557 - Voting Pct 11557		18
0011308 Carrillo 2 - T	*	7011209 - Mailed Pct 11209	Yes	15	0011622 Delano 12	*	7011542 - Mailed Pct 11542	Yes	18
0011309 Carrillo 3	*	7011209 - Mailed Pct 11209	Yes	15	0011625 Delano 13 - IT	8011552	0011552 - Voting Pct 11552		18
0011382 Chalk	*	7011382 - Mailed Pct 11382	Yes	16	0011626 Delano 14 - IT	8011626	0011626 - Voting Pct 11626		18
0011385 Cherry 2	*	7011153 - Mailed Pct 11153	Yes	9	0011627 Delano 15	*	7011627 - Mailed Pct 11627	Yes	21
0011386 Cherry 3	*	7011153 - Mailed Pct 11153	Yes	9	0011628 Delano 16 - IT	8011626	0011626 - Voting Pct 11626		18

Regular Precinct	VBM Pct	Voting Precinct	MB?	Bal Type	Regular Precinct	VBM Pct	Voting Precinct	MB?	Bal Type
0011629 Delano 17	*	7011542 - Mailed Pct 11542	Yes	18	0011839 Friant 3	*	7011759 - Mailed Pct 11759	Yes	22
0011630 Delmac 1 - T	*	7011209 - Mailed Pct 11209	Yes	15	0011840 Friant 4	*	7011840 - Mailed Pct 11840	Yes	9
0011632 Delmac 2 - IT	*	7011632 - Mailed Pct 11632	Yes	15	0011850 Garces - IT	*	7011171 - Mailed Pct 11171	Yes	11
0011633 Delmac 3 - IT	*	7011632 - Mailed Pct 11632	Yes	15	0011854 Garden 4	*	7011202 - Mailed Pct 11202	Yes	14
0011634 Delmac 4	*	7011632 - Mailed Pct 11632	Yes	15	0011855 Garden 5	*	7011202 - Mailed Pct 11202	Yes	14
0011635 Delmac 5 - IT	*	7011632 - Mailed Pct 11632	Yes	15	0011856 Garden 6	*	7011202 - Mailed Pct 11202	Yes	14
0011637 Denton	*	7010085 - Mailed Pct 10085	Yes	6	0011857 Garden 7	*	7011202 - Mailed Pct 11202	Yes	14
0011656 Desert	*	7011391 - Mailed Pct 11391	Yes	17	0011860 Garden 10	*	7011202 - Mailed Pct 11202	Yes	14
0011682 Dove Springs	*	7011391 - Mailed Pct 11391	Yes	17	0011861 Garden 11	*	7011202 - Mailed Pct 11202	Yes	14
0011683 Driver 1	*	7011683 - Mailed Pct 11683	Yes	22	0011862 Garden 12	*	7011202 - Mailed Pct 11202	Yes	14
0011684 Driver 2	*	7011683 - Mailed Pct 11683	Yes	22	0011863 Garden 13	*	7011202 - Mailed Pct 11202	Yes	14
0011685 Driver 3	*	7011683 - Mailed Pct 11683	Yes	22	0011864 Garden 14	*	7011202 - Mailed Pct 11202	Yes	14
0011689 Drummond	*	7011391 - Mailed Pct 11391	Yes	17	0011870 Garlock 1	*	7011870 - Mailed Pct 11870	Yes	26
0011703 Dyer	*	7011703 - Mailed Pct 11703	Yes	23	0011872 Garlock 2	*	7011870 - Mailed Pct 11870	Yes	26
0011718 Elmo - T	*	7010090 - Mailed Pct 10090	Yes	7	0011880 Glen	*	7011880 - Mailed Pct 11880	Yes	27
0011719 Emily	*	7011719 - Mailed Pct 11719	Yes	12	0011900 Granite	*	7011900 - Mailed Pct 11900	Yes	19
0011721 Erskine	8011190	0011190 - Voting Pct 11190		12	0011907 Grapefruit	*	7011632 - Mailed Pct 11632	Yes	15
0011723 Etchart	*	7010080 - Mailed Pct 10080	Yes	4	0011915 Green 1	*	7011915 - Mailed Pct 11915	Yes	28
0011725 Evans 1	8011725	0011725 - Voting Pct 11725		12	0011916 Green 2	*	7011915 - Mailed Pct 11915	Yes	28
0011726 Evans 2	*	7011719 - Mailed Pct 11719	Yes	12	0011922 Greenhorn	*	7011922 - Mailed Pct 11922	Yes	12
0011755 Famoso 1	*	7010090 - Mailed Pct 10090	Yes	7	0011937 Haggard	*	7011538 - Mailed Pct 11538	Yes	19
0011756 Famoso 2 - T	*	7010090 - Mailed Pct 10090	Yes	7	0011938 Harrel	*	7010084 - Mailed Pct 10084	Yes	5
0011757 Famoso 3 - IT	*	7010090 - Mailed Pct 10090	Yes	7	0011940 Havilah 1	*	7011820 - Mailed Pct 11820	Yes	24
0011758 Famoso 4	*	7010090 - Mailed Pct 10090	Yes	7	0011941 Havilah 2	*	7011922 - Mailed Pct 11922	Yes	12
0011759 Famoso 5	*	7011759 - Mailed Pct 11759	Yes	22	0011942 Havilah 3	*	7011820 - Mailed Pct 11820	Yes	24
0011760 Famoso 6	*	7011760 - Mailed Pct 11760	Yes	7	0011943 Havilah 4	*	7011922 - Mailed Pct 11922	Yes	12
0011761 Fay	*	7011719 - Mailed Pct 11719	Yes	12	0011944 Havilah 5	*	7011820 - Mailed Pct 11820	Yes	24
0011762 Fay Ranch	8011155	0011155 - Voting Pct 11155		10	0011945 Hiett - IT	*	7011209 - Mailed Pct 11209	Yes	15
0011773 Ferry 1	*	7011773 - Mailed Pct 11773	Yes	6	0011946 Havilah 6	*	7011820 - Mailed Pct 11820	Yes	24
0011774 Ferry 2	*	7011773 - Mailed Pct 11773	Yes	6	0011947 Havilah 7	*	7011820 - Mailed Pct 11820	Yes	24
0011775 Ferry 3	*	7010015 - Mailed Pct 10015	Yes	2	0011948 Havilah 8	*	7011820 - Mailed Pct 11820	Yes	24
0011776 Flat 1	*	7011719 - Mailed Pct 11719	Yes	12	0011949 Havilah 9	*	7011820 - Mailed Pct 11820	Yes	24
0011777 Flat 2	*	7011719 - Mailed Pct 11719	Yes	12	0011980 Hot Springs	*	7011922 - Mailed Pct 11922	Yes	12
0011814 Forest	*	7011538 - Mailed Pct 11538	Yes	19	0011983 Industrial 1	*	7011983 - Mailed Pct 11983	Yes	29
0011820 Foxtail	*	7011820 - Mailed Pct 11820	Yes	24	0011984 Industrial 2	*	7011983 - Mailed Pct 11983	Yes	29
0011830 Freeman 1	*	7011391 - Mailed Pct 11391	Yes	17	0011985 Industrial 3	*	7011983 - Mailed Pct 11983	Yes	29
0011831 Freeman 2	*	7011391 - Mailed Pct 11391	Yes	17	0011986 Industrial 4	*	7011983 - Mailed Pct 11983	Yes	29
0011832 Freeman 3	*	7011391 - Mailed Pct 11391	Yes	17	0011987 Industrial 5	*	7011983 - Mailed Pct 11983	Yes	29
0011833 Freeman 4	*	7011391 - Mailed Pct 11391	Yes	17	0011988 Inyo 1	*	7011391 - Mailed Pct 11391	Yes	17
0011834 Freeman 5	*	7011391 - Mailed Pct 11391	Yes	17	0011989 Inyo 2	*	7011391 - Mailed Pct 11391	Yes	17
0011835 Freeman 6	*	7011835 - Mailed Pct 11835	Yes	25	0011990 Inyokern 1	8011990	0011990 - Voting Pct 11990		17
0011836 Freeman 7	*	7011835 - Mailed Pct 11835	Yes	25	0011991 Inyokern 2	8011991	0011991 - Voting Pct 11991		17
0011837 Friant 1	*	7011683 - Mailed Pct 11683	Yes	22	0011992 Inyokern 3	*	7011835 - Mailed Pct 11835	Yes	25
0011838 Friant 2	*	7011153 - Mailed Pct 11153	Yes	9	0011993 Inyokern 4	*	7011835 - Mailed Pct 11835	Yes	25

Regular Precinct	VBM Pct	Voting Precinct	MB?	Bal Type	Regular Precinct	VBM Pct	Voting Precinct	MB?	Bal Type
0011994 Inyokern 5	*	7011835 - Mailed Pct 11835	Yes	25	0012382 Magunden 12	*	7010085 - Mailed Pct 10085	Yes	6
0011995 Inyokern 6	*	7011835 - Mailed Pct 11835	Yes	25	0012384 Magunden 14	*	7010085 - Mailed Pct 10085	Yes	6
0011996 Inyokern 7	8011990	0011990 - Voting Pct 11990		17	0012385 Magunden 15	*	7010085 - Mailed Pct 10085	Yes	6
0011997 Inyokern 8	*	7011391 - Mailed Pct 11391	Yes	17	0012392 Maple 3	*	7012277 - Mailed Pct 12277	Yes	34
0011998 Inyokern 9	*	7011391 - Mailed Pct 11391	Yes	17	0012393 Marina	*	7011922 - Mailed Pct 11922	Yes	12
0011999 Isham	*	7011999 - Mailed Pct 11999	Yes	30	0012394 Mayan Peak 1	*	7012164 - Mailed Pct 12164	Yes	33
0012000 Inyokern 10	*	7011835 - Mailed Pct 11835	Yes	25	0012395 Mayan Peak 2	*	7010225 - Mailed Pct 10225	Yes	5
0012001 Inyokern 11	*	7011835 - Mailed Pct 11835	Yes	25	0012396 Meadow 1	*	7011135 - Mailed Pct 11135	Yes	8
0012002 Inyokern 12	*	7011835 - Mailed Pct 11835	Yes	25	0012397 Meadow 2	*	7012397 - Mailed Pct 12397	Yes	5
0012003 Inyokern 13	*	7011835 - Mailed Pct 11835	Yes	25	0012410 Melcher 1 - IT	*	7011209 - Mailed Pct 11209	Yes	15
0012004 Inyokern 14	*	7011835 - Mailed Pct 11835	Yes	25	0012412 Melcher 2	*	7011209 - Mailed Pct 11209	Yes	15
0012005 Inyokern 15	*	7011835 - Mailed Pct 11835	Yes	25	0012413 Melcher 3 - IT	*	7012413 - Mailed Pct 12413	Yes	15
0012010 James 1	*	7012010 - Mailed Pct 12010	Yes	3	0012414 Melcher 4 - IT	*	7011209 - Mailed Pct 11209	Yes	15
0012011 James 2	*	7012010 - Mailed Pct 12010	Yes	3	0012415 Merced 1	*	7011760 - Mailed Pct 11760	Yes	7
0012013 James 3	*	7012013 - Mailed Pct 12013	Yes	31	0012416 Merced 2	*	7011760 - Mailed Pct 11760	Yes	7
0012040 Jawbone	*	7010010 - Mailed Pct 10010	Yes	1	0012425 Mesquite	*	7011391 - Mailed Pct 11391	Yes	17
0012054 Joaquin 1	*	7010090 - Mailed Pct 10090	Yes	7	0012434 Midland	*	7011391 - Mailed Pct 11391	Yes	17
0012055 Joaquin 2 - T	*	7010090 - Mailed Pct 10090	Yes	7	0012437 Mine	*	7011208 - Mailed Pct 11208	Yes	10
0012056 Joaquin 3	*	7012056 - Mailed Pct 12056	Yes	7	0012438 Ming	*	7010085 - Mailed Pct 10085	Yes	6
0012126 Kermit 1	*	7010090 - Mailed Pct 10090	Yes	7	0012505 Mt Mesa	8012505	0012505 - Voting Pct 12505		12
0012127 Kermit 2 - T	*	7012056 - Mailed Pct 12056	Yes	7	0012591 Mc Farland 1	8012591	0012591 - Voting Pct 12591		35
0012128 Kermit 3	*	7012056 - Mailed Pct 12056	Yes	7	0012592 Mc Farland 2	8012592	0012592 - Voting Pct 12592		35
0012129 Kermit 4 - T	*	7010090 - Mailed Pct 10090	Yes	7	0012593 Mc Farland 3	8012593	0012593 - Voting Pct 12593		35
0012130 Kern Canyon	*	7011538 - Mailed Pct 11538	Yes	19	0012594 Mc Farland 4	8012593	0012593 - Voting Pct 12593		35
0012160 Kernville	*	7012160 - Mailed Pct 12160	Yes	12	0012595 Mc Farland 5	8012593	0012593 - Voting Pct 12593		35
0012162 Knob	*	7012162 - Mailed Pct 12162	Yes	32	0012596 Mc Farland 6	8012593	0012593 - Voting Pct 12593		35
0012163 Knob Hill	*	7011382 - Mailed Pct 11382	Yes	16	0012597 Mc Farland 7	8012591	0012591 - Voting Pct 12591		35
0012164 Knoll	*	7012164 - Mailed Pct 12164	Yes	33	0012598 Mc Farland 8	8012591	0012591 - Voting Pct 12591		35
0012165 Kyte 1	*	7011840 - Mailed Pct 11840	Yes	9	0012620 Mc Kelvey 1	8012620	0012620 - Voting Pct 12620		5
0012166 Kyte 2	*	7011840 - Mailed Pct 11840	Yes	9	0012622 Mc Kelvey 2	8012622	0012622 - Voting Pct 12622		5
0012167 Kyte 3	*	7011153 - Mailed Pct 11153	Yes	9	0012623 Mc Kelvey 3	8012623	0012623 - Voting Pct 12623		5
0012171 Lake Isabella 1	8012171	0012171 - Voting Pct 12171		12	0012631 Nectarine	*	7011135 - Mailed Pct 11135	Yes	8
0012172 Lake Isabella 2	8011190	0011190 - Voting Pct 11190		12	0012650 Norris 2	8012650	0012650 - Voting Pct 12650		4
0012173 Lake Isabella 3	8012173	0012173 - Voting Pct 12173		12	0012656 Norris 6	8011195	0011195 - Voting Pct 11195		4
0012174 Lake Isabella 4	8011190	0011190 - Voting Pct 11190		12	0012657 Norris 7	8012650	0012650 - Voting Pct 12650		4
0012175 Lake Isabella 5	8012173	0012173 - Voting Pct 12173		12	0012659 Norris 9	*	7010080 - Mailed Pct 10080	Yes	4
0012176 Lake Isabella 6	8012173	0012173 - Voting Pct 12173		12	0012660 Norris 10	*	7010080 - Mailed Pct 10080	Yes	4
0012215 Laura	*	7011922 - Mailed Pct 11922	Yes	12	0012665 Oak Flat	*	7011538 - Mailed Pct 11538	Yes	19
0012233 Lerdo 3	*	7011683 - Mailed Pct 11683	Yes	22	0012670 Oil 1	8012670	0012670 - Voting Pct 12670		5
0012234 Lerdo 4	*	7011683 - Mailed Pct 11683	Yes	22	0012680 Oil 2	8012670	0012670 - Voting Pct 12670		5
0012250 Linns Valley 1	*	7011538 - Mailed Pct 11538	Yes	19	0012690 Oil 3	8012623	0012623 - Voting Pct 12623		5
0012251 Linns Valley 2	*	7011538 - Mailed Pct 11538	Yes	19	0012700 Oil 4	8012670	0012670 - Voting Pct 12670		5
0012275 Lou	*	7010015 - Mailed Pct 10015	Yes	2	0012705 Oil 5	8012620	0012620 - Voting Pct 12620		5
0012277 Madera 1	*	7012277 - Mailed Pct 12277	Yes	34	0012706 Oil 6	*	7010084 - Mailed Pct 10084	Yes	5

Regular Precinct	VBM Pct	Voting Precinct	MB?	Bal Type	Regular Precinct	VBM Pct	Voting Precinct	MB?	Bal Type
0012707 Oil 7	8012622	0012622 - Voting Pct 12622		5	0012910 Richland 1	*	7011153 - Mailed Pct 11153	Yes	9
0012708 Oil 8	8012622	0012622 - Voting Pct 12622		5	0012912 Richland 2	*	7012912 - Mailed Pct 12912	Yes	9
0012709 Oil 9	8012709	0012709 - Voting Pct 12709		5	0012913 Richland 3	*	7012912 - Mailed Pct 12912	Yes	9
0012710 Oil 10	*	7010084 - Mailed Pct 10084	Yes	5	0012914 Richland 4	*	7011153 - Mailed Pct 11153	Yes	9
0012711 Oil 11	*	7010084 - Mailed Pct 10084	Yes	5	0012915 Richland 5	*	7011153 - Mailed Pct 11153	Yes	9
0012712 Oil 12	*	7012712 - Mailed Pct 12712	Yes	5	0012916 Richland 6	*	7011153 - Mailed Pct 11153	Yes	9
0012713 Oil 13	*	7010084 - Mailed Pct 10084	Yes	5	0012921 Ridgecrest 1	8012921	0012921 - Voting Pct 12921		37
0012714 Oil 14	*	7012712 - Mailed Pct 12712	Yes	5	0012922 Ridgecrest 2	8012922	0012922 - Voting Pct 12922		37
0012715 Oil 15	*	7010084 - Mailed Pct 10084	Yes	5	0012923 Ridgecrest 3	8012923	0012923 - Voting Pct 12923		37
0012716 Oil 16	*	7010084 - Mailed Pct 10084	Yes	5	0012924 Ridgecrest 4	8012924	0012924 - Voting Pct 12924		37
0012725 Olcese	*	7011773 - Mailed Pct 11773	Yes	6	0012925 Ridgecrest 5	8012925	0012925 - Voting Pct 12925		37
0012741 Onyx 1	8011155	0011155 - Voting Pct 11155		10	0012926 Ridgecrest 6	8012924	0012924 - Voting Pct 12924		37
0012742 Onyx 2	*	7012164 - Mailed Pct 12164	Yes	33	0012927 Ridgecrest 7	8012927	0012927 - Voting Pct 12927		37
0012745 Opal	*	7010010 - Mailed Pct 10010	Yes	1	0012928 Ridgecrest 8	8012928	0012928 - Voting Pct 12928		37
0012756 Orange 6	*	7011135 - Mailed Pct 11135	Yes	8	0012929 Ridgecrest 9	8012929	0012929 - Voting Pct 12929		37
0012757 Orange 7	*	7012757 - Mailed Pct 12757	Yes	36	0012931 Ridgecrest 11	8012929	0012929 - Voting Pct 12929		37
0012760 Orange 10	*	7011135 - Mailed Pct 11135	Yes	8	0012933 Ridgecrest 13	8012933	0012933 - Voting Pct 12933		37
0012764 Orange 14	*	7011773 - Mailed Pct 11773	Yes	6	0012934 Ridgecrest 14	8012934	0012934 - Voting Pct 12934		37
0012765 Orchard 1	*	7011773 - Mailed Pct 11773	Yes	6	0012935 Ridgecrest 15	8012935	0012935 - Voting Pct 12935		37
0012766 Orchard 2	*	7011135 - Mailed Pct 11135	Yes	8	0012936 Ridgecrest 16	8012928	0012928 - Voting Pct 12928		37
0012767 Owens	*	7012164 - Mailed Pct 12164	Yes	33	0012937 Ridgecrest 17	*	7012937 - Mailed Pct 12937	Yes	38
0012808 Park	*	7010085 - Mailed Pct 10085	Yes	6	0012939 Ridgecrest 19	8012925	0012925 - Voting Pct 12925		37
0012825 Parker 1	*	7010015 - Mailed Pct 10015	Yes	2	0012941 Ridgecrest 21	8012941	0012941 - Voting Pct 12941		37
0012826 Parker 2	*	7010015 - Mailed Pct 10015	Yes	2	0012942 Ridgecrest 22	8012921	0012921 - Voting Pct 12921		37
0012827 Parker 3	*	7011773 - Mailed Pct 11773	Yes	6	0012943 Ridgecrest 23	8012941	0012941 - Voting Pct 12941		37
0012840 Petroleum	*	7012712 - Mailed Pct 12712	Yes	5	0012944 Ridgecrest 24	8012933	0012933 - Voting Pct 12933		37
0012846 Pistachio	*	7011209 - Mailed Pct 11209	Yes	15	0012992 Rio 4	*	7012992 - Mailed Pct 12992	Yes	14
0012847 Piute	8011190	0011190 - Voting Pct 11190		12	0012993 Rio 5	*	7012992 - Mailed Pct 12992	Yes	14
0012848 Posey 1	*	7012162 - Mailed Pct 12162	Yes	32	0012994 Rio 6	*	7012992 - Mailed Pct 12992	Yes	14
0012849 Posey 2	*	7011135 - Mailed Pct 11135	Yes	8	0012996 River Dell	8012996	0012996 - Voting Pct 12996		12
0012850 Poso 1	*	7011382 - Mailed Pct 11382	Yes	16	0012998 Riverside	*	7012277 - Mailed Pct 12277	Yes	34
0012851 Poso 2	*	7011382 - Mailed Pct 11382	Yes	16	0013047 Rosedale 7	*	7013047 - Mailed Pct 13047	Yes	39
0012852 Powers	*	7012164 - Mailed Pct 12164	Yes	33	0013056 Rosedale 16	*	7011915 - Mailed Pct 11915	Yes	28
0012856 Prescott	*	7012856 - Mailed Pct 12856	Yes	26	0013061 Round 1	*	7011999 - Mailed Pct 11999	Yes	30
0012864 Pyramid	*	7010015 - Mailed Pct 10015	Yes	2	0013062 Round 2	*	7011999 - Mailed Pct 11999	Yes	30
0012865 Quail	8011195	0011195 - Voting Pct 11195		4	0013063 Round 3	*	7011999 - Mailed Pct 11999	Yes	30
0012866 Quinn 1 - T	*	7011632 - Mailed Pct 11632	Yes	15	0013064 Round 4	*	7011880 - Mailed Pct 11880	Yes	27
0012867 Quinn 2 - IT	*	7011632 - Mailed Pct 11632	Yes	15	0013065 Round 5	*	7011880 - Mailed Pct 11880	Yes	27
0012868 Ranch	*	7010015 - Mailed Pct 10015	Yes	2	0013068 Saco 1	*	7013068 - Mailed Pct 13068	Yes	40
0012869 Rancheria	*	7010015 - Mailed Pct 10015	Yes	2	0013069 Saco 2	*	7011683 - Mailed Pct 11683	Yes	22
0012880 Rand 1	*	7012856 - Mailed Pct 12856	Yes	26	0013070 Sage 1	8013070	0013070 - Voting Pct 13070		25
0012881 Rand 2	*	7011870 - Mailed Pct 11870	Yes	26	0013072 Sage 2	8013072	0013072 - Voting Pct 13072		25
0012882 Rand 3	*	7012856 - Mailed Pct 12856	Yes	26	0013073 Sage 3	*	7011391 - Mailed Pct 11391	Yes	17
0012887 Rankin	*	7011922 - Mailed Pct 11922	Yes	12	0013074 Sage 4	*	7011870 - Mailed Pct 11870	Yes	26

Regular Precinct	VBM Pct	Voting Precinct	MB?	Bal Type	Regular Precinct	VBM Pct	Voting Precinct	MB?	Bal Type
0013075 Sage 5	*	7011870 - Mailed Pct 11870	Yes	26	0013128 Shafter 33	*	7013106 - Mailed Pct 13106	Yes	41
0013076 Sage 6	8013076	0013076 - Voting Pct 13076		25	0013129 Shafter 34	8013129	0013129 - Voting Pct 13129		41
0013077 Sage 7	8011991	0011991 - Voting Pct 11991		17	0013130 Shafter 4	8013110	0013110 - Voting Pct 13110		41
0013078 Sage 8	8013078	0013078 - Voting Pct 13078		25	0013131 Shafter 35	*	7013106 - Mailed Pct 13106	Yes	41
0013079 Sage 9	8013070	0013070 - Voting Pct 13070		25	0013132 Shafter 36	8013100	0013100 - Voting Pct 13100		41
0013080 Sage 10	*	7011835 - Mailed Pct 11835	Yes	25	0013133 Shafter 37	*	7013112 - Mailed Pct 13112	Yes	45
0013081 Sage 11	*	7011835 - Mailed Pct 11835	Yes	25	0013134 Shafter 38	*	7013134 - Mailed Pct 13134	Yes	42
0013082 Sage 12	*	7011835 - Mailed Pct 11835	Yes	25	0013135 Shafter 39	*	7013134 - Mailed Pct 13134	Yes	42
0013089 Sawmill	*	7011922 - Mailed Pct 11922	Yes	12	0013136 Shafter 40	*	7013134 - Mailed Pct 13134	Yes	42
0013090 Shafco 1	*	7011153 - Mailed Pct 11153	Yes	9	0013137 Shafter 41	*	7013102 - Mailed Pct 13102	Yes	42
0013092 Shafco 2	*	7011153 - Mailed Pct 11153	Yes	9	0013138 Shafter 42	8013100	0013100 - Voting Pct 13100		41
0013093 Shafco 3	*	7012912 - Mailed Pct 12912	Yes	9	0013139 Shafter 43	8013120	0013120 - Voting Pct 13120		46
0013094 Shafco 4	*	7011153 - Mailed Pct 11153	Yes	9	0013140 Shafter 5	*	7013106 - Mailed Pct 13106	Yes	41
0013095 Shafco 5	*	7013095 - Mailed Pct 13095	Yes	9	0013144 Shafter 44	8013129	0013129 - Voting Pct 13129		41
0013096 Shafco 6	*	7011153 - Mailed Pct 11153	Yes	9	0013145 Shafter 6	*	7013106 - Mailed Pct 13106	Yes	41
0013097 Shafco 7	*	7011153 - Mailed Pct 11153	Yes	9	0013146 Shafter 7	8013129	0013129 - Voting Pct 13129		41
0013098 Shafco 8	*	7011840 - Mailed Pct 11840	Yes	9	0013147 Shafter 45	8013129	0013129 - Voting Pct 13129		41
0013100 Shafter 1	8013100	0013100 - Voting Pct 13100		41	0013149 Ski	*	7011922 - Mailed Pct 11922	Yes	12
0013102 Shafter 9	*	7013102 - Mailed Pct 13102	Yes	42	0013168 Snow 1	*	7010080 - Mailed Pct 10080	Yes	4
0013103 Shafter 10	*	7013102 - Mailed Pct 13102	Yes	42	0013172 Snowflake 2	*	7010080 - Mailed Pct 10080	Yes	4
0013104 Shafter 11	*	7013104 - Mailed Pct 13104	Yes	43	0013173 Snowflake 3	*	7010080 - Mailed Pct 10080	Yes	4
0013105 Shafter 12	*	7013105 - Mailed Pct 13105	Yes	44	0013182 Southern 1	*	7013182 - Mailed Pct 13182	Yes	40
0013106 Shafter 13	*	7013106 - Mailed Pct 13106	Yes	41	0013183 Southern 2	*	7013068 - Mailed Pct 13068	Yes	40
0013107 Shafter 14	8013107	0013107 - Voting Pct 13107		41	0013184 Southern 3	*	7013068 - Mailed Pct 13068	Yes	40
0013108 Shafter 15	*	7013102 - Mailed Pct 13102	Yes	42	0013185 Southfork	*	7011208 - Mailed Pct 11208	Yes	10
0013109 Shafter 16	*	7013102 - Mailed Pct 13102	Yes	42	0013186 Southern 4	*	7013068 - Mailed Pct 13068	Yes	40
0013110 Shafter 2	8013110	0013110 - Voting Pct 13110		41	0013187 Southern 5	*	7013068 - Mailed Pct 13068	Yes	40
0013111 Shafter 17	*	7013105 - Mailed Pct 13105	Yes	44	0013188 Southern 6	*	7013068 - Mailed Pct 13068	Yes	40
0013112 Shafter 18	*	7013112 - Mailed Pct 13112	Yes	45	0013189 Southern 7	*	7013182 - Mailed Pct 13182	Yes	40
0013113 Shafter 19	*	7013102 - Mailed Pct 13102	Yes	42	0013194 Southlake	8013194	0013194 - Voting Pct 13194		10
0013114 Shafter 20	*	7013114 - Mailed Pct 13114	Yes	45	0013195 Spangler	*	7011632 - Mailed Pct 11632	Yes	15
0013115 Shafter 21	*	7013115 - Mailed Pct 13115	Yes	41	0013196 Southlake 2	*	7011719 - Mailed Pct 11719	Yes	12
0013116 Shafter 22	*	7013106 - Mailed Pct 13106	Yes	41	0013206 Spud 2	*	7011135 - Mailed Pct 11135	Yes	8
0013117 Shafter 23	*	7013102 - Mailed Pct 13102	Yes	42	0013207 Spud 3	*	7011773 - Mailed Pct 11773	Yes	6
0013118 Shafter 24	*	7013102 - Mailed Pct 13102	Yes	42	0013217 Stem	*	7011153 - Mailed Pct 11153	Yes	9
0013119 Shafter 25	8013107	0013107 - Voting Pct 13107		41	0013293 Stradley	*	7011209 - Mailed Pct 11209	Yes	15
0013120 Shafter 3	8013120	0013120 - Voting Pct 13120		46	0013366 Tangerine 2	*	7011773 - Mailed Pct 11773	Yes	6
0013121 Shafter 26	8013120	0013120 - Voting Pct 13120		46	0013367 Tangerine 3	*	7011773 - Mailed Pct 11773	Yes	6
0013122 Shafter 27	*	7013112 - Mailed Pct 13112	Yes	45	0013369 Tangerine 5	*	7013369 - Mailed Pct 13369	Yes	47
0013123 Shafter 28	*	7013112 - Mailed Pct 13112	Yes	45	0013385 Tasha	*	7010015 - Mailed Pct 10015	Yes	2
0013124 Shafter 29	*	7013106 - Mailed Pct 13106	Yes	41	0013444 Tiny	*	7013068 - Mailed Pct 13068	Yes	40
0013125 Shafter 30	8013110	0013110 - Voting Pct 13110		41	0013473 Uffert	8012173	0012173 - Voting Pct 12173		12
0013126 Shafter 31	8013107	0013107 - Voting Pct 13107		41	0013475 Utt	*	7011880 - Mailed Pct 11880	Yes	27
0013127 Shafter 32	*	7013106 - Mailed Pct 13106	Yes	41	0013494 Wagy Flats	*	7011922 - Mailed Pct 11922	Yes	12

Regular Precinct	VBM Pct	Voting Precinct	MB?	Bal Type	Regular Precinct	VBM Pct	Voting Precinct	MB?	Bal Type
0013502 Walker Basin 2	*	7011135 - Mailed Pct 11135	Yes	8	0015123 Bakersfield 123	8015123	0015123 - Voting Pct 15123		4
0013507 Walker Basin 7	*	7013507 - Mailed Pct 13507	Yes	19	0015124 Bakersfield 124	8015124	0015124 - Voting Pct 15124		4
0013569 Wasco 14	*	7013569 - Mailed Pct 13569	Yes	48	0015125 Bakersfield 125	*	7015125 - Mailed Pct 15125	Yes	4
0013575 Weeds 1	*	7012992 - Mailed Pct 12992	Yes	14	0015126 Bakersfield 126	*	7010226 - Mailed Pct 10226	Yes	6
0013576 Weeds 2	*	7012992 - Mailed Pct 12992	Yes	14	0015127 Bakersfield 127	*	7015125 - Mailed Pct 15125	Yes	4
0013577 Weeds 3	*	7012992 - Mailed Pct 12992	Yes	14	0015128 Bakersfield 128	*	7015128 - Mailed Pct 15128	Yes	4
0013578 Weeds 4	*	7012992 - Mailed Pct 12992	Yes	14	0015129 Bakersfield 129	*	7015125 - Mailed Pct 15125	Yes	4
0013580 Weldon 1	8011155	0011155 - Voting Pct 11155		10	0015130 Bakersfield 130	*	7015125 - Mailed Pct 15125	Yes	4
0013581 Weldon 2	*	7011208 - Mailed Pct 11208	Yes	10	0015131 Bakersfield 131	*	7015131 - Mailed Pct 15131	Yes	39
0013582 Weldon 3	*	7011208 - Mailed Pct 11208	Yes	10	0015132 Bakersfield 132	8015132	0015132 - Voting Pct 15132		6
0013600 Whisler 1 - IT	*	7011290 - Mailed Pct 11290	Yes	13	0015133 Bakersfield 133	8015133	0015133 - Voting Pct 15133		4
0013602 Whisler 2	*	7011290 - Mailed Pct 11290	Yes	13	0015134 Bakersfield 134	*	7015134 - Mailed Pct 15134	Yes	28
0013640 Wofford Hgts	8011725	0011725 - Voting Pct 11725		12	0015135 Bakersfield 135	8015135	0015135 - Voting Pct 15135		6
0013659 Woody 1	*	7011999 - Mailed Pct 11999	Yes	30	0015136 Bakersfield 136	8015106	0015106 - Voting Pct 15106		6
0013660 Woody 2	*	7011999 - Mailed Pct 11999	Yes	30	0015137 Bakersfield 137	*	7010226 - Mailed Pct 10226	Yes	6
0013661 Woollomes 1 - IT	*	7011209 - Mailed Pct 11209	Yes	15	0020012 Acorn 1	*	7020012 - Mailed Pct 20012	Yes	49
0013662 Woollomes 2	*	7011209 - Mailed Pct 11209	Yes	15	0020013 Acorn 2	*	7020012 - Mailed Pct 20012	Yes	49
0013663 Woollomes 3 - IT	*	7011632 - Mailed Pct 11632	Yes	15	0020014 Acre	*	7020014 - Mailed Pct 20014	Yes	50
0013664 Woollomes 4 - IT	*	7012056 - Mailed Pct 12056	Yes	7	0020034 Aerial Acres 1	*	7020034 - Mailed Pct 20034	Yes	51
0013665 Woollomes 5	*	7012056 - Mailed Pct 12056	Yes	7	0020035 Aerial Acres 2	*	7020034 - Mailed Pct 20034	Yes	51
0013666 Woollomes 6	*	7011632 - Mailed Pct 11632	Yes	15	0020036 Aerial Acres 3	*	7020036 - Mailed Pct 20036	Yes	52
0013703 Zamora	*	7011632 - Mailed Pct 11632	Yes	15	0020110 Amalie	*	7020110 - Mailed Pct 20110	Yes	8
0013705 Zerker 1	*	7011632 - Mailed Pct 11632	Yes	15	0020121 Amargo 1	8020121	0020121 - Voting Pct 20121		52
0013706 Zerker 2	*	7011632 - Mailed Pct 11632	Yes	15	0020122 Amargo 2	*	7020036 - Mailed Pct 20036	Yes	52
0013707 Zerker 3	*	7011632 - Mailed Pct 11632	Yes	15	0020123 Amargo 3	*	7020036 - Mailed Pct 20036	Yes	52
0013708 Zerker 4	*	7011632 - Mailed Pct 11632	Yes	15	0020124 Amargo 4	*	7020036 - Mailed Pct 20036	Yes	52
0013709 Zerker 5	*	7012056 - Mailed Pct 12056	Yes	7	0020125 Amargo 5	*	7020036 - Mailed Pct 20036	Yes	52
0013710 Zerker 6	*	7010090 - Mailed Pct 10090	Yes	7	0020143 Antimony	*	7020143 - Mailed Pct 20143	Yes	1
0013711 Zerker 7	*	7012056 - Mailed Pct 12056	Yes	7	0020175 Ark 1	*	7020175 - Mailed Pct 20175	Yes	5
0013712 Zerker 8	*	7011632 - Mailed Pct 11632	Yes	15	0020176 Ark 2	*	7020176 - Mailed Pct 20176	Yes	53
0015106 Bakersfield 106	8015106	0015106 - Voting Pct 15106		6	0020179 Arroyo	*	7020014 - Mailed Pct 20014	Yes	50
0015108 Bakersfield 108	*	7010229 - Mailed Pct 10229	Yes	6	0020232 Bakersfield 202	8020232	0020232 - Voting Pct 20232		54
0015109 Bakersfield 109	8015109	0015109 - Voting Pct 15109		6	0020236 Bakersfield 206	8020236	0020236 - Voting Pct 20236		55
0015110 Bakersfield 110	8015110	0015110 - Voting Pct 15110		6	0020243 Bakersfield 213	8020243	0020243 - Voting Pct 20243		5
0015112 Bakersfield 112	*	7010226 - Mailed Pct 10226	Yes	6	0020244 Bakersfield 214	8020243	0020243 - Voting Pct 20243		5
0015113 Bakersfield 113	8015113	0015113 - Voting Pct 15113		4	0020245 Bakersfield 215	8020245	0020245 - Voting Pct 20245		56
0015114 Bakersfield 114	8015114	0015114 - Voting Pct 15114		4	0020246 Bakersfield 216	8020246	0020246 - Voting Pct 20246		57
0015115 Bakersfield 115	*	7010226 - Mailed Pct 10226	Yes	6	0020247 Bakersfield 217	8020246	0020246 - Voting Pct 20246		57
0015116 Bakersfield 116	*	7010226 - Mailed Pct 10226	Yes	6	0020248 Bakersfield 218	8020248	0020248 - Voting Pct 20248		57
0015117 Bakersfield 117	*	7010226 - Mailed Pct 10226	Yes	6	0020249 Bakersfield 219 - P	8020249	0020249 - Voting Pct 20249		58
0015118 Bakersfield 118	*	7010226 - Mailed Pct 10226	Yes	6	0020250 Bakersfield 220	*	7020250 - Mailed Pct 20250	Yes	59
0015120 Bakersfield 120	*	7010226 - Mailed Pct 10226	Yes	6	0020253 Bakersfield 223 - P	8020253	0020253 - Voting Pct 20253		60
0015121 Bakersfield 121	*	7010226 - Mailed Pct 10226	Yes	6	0020254 Bakersfield 224	8020254	0020254 - Voting Pct 20254		5
0015122 Bakersfield 122	*	7010226 - Mailed Pct 10226	Yes	6	0020255 Bakersfield 225 - P	8020249	0020249 - Voting Pct 20249		58

Regular Precinct	VBM Pct	Voting Precinct	MB?	Bal Type	Regular Precinct	VBM Pct	Voting Precinct	MB?	Bal Type
0020256 Bakersfield 226 - P	8020256	0020256 - Voting Pct 20256		5	0021163 Bena 3	*	7021139 - Mailed Pct 21139	Yes	8
0020257 Bakersfield 227	8020257	0020257 - Voting Pct 20257		56	0021181 Birch	*	7020014 - Mailed Pct 20014	Yes	50
0020258 Bakersfield 228	8020254	0020254 - Voting Pct 20254		5	0021182 Big Oak	*	7020012 - Mailed Pct 20012	Yes	49
0020260 Bakersfield 230 - P	8020260	0020260 - Voting Pct 20260		61	0021222 Burke 4	*	7021222 - Mailed Pct 21222	Yes	69
0020262 Bakersfield 232 - T	8020262	0020262 - Voting Pct 20262		60	0021230 Butte	*	7021230 - Mailed Pct 21230	Yes	26
0020263 Bakersfield 233 - P	8020263	0020263 - Voting Pct 20263		5	0021231 Burke 10	*	7021231 - Mailed Pct 21231	Yes	70
0020264 Bakersfield 234	*	7020264 - Mailed Pct 20264	Yes	62	0021235 Burke 14	*	7021235 - Mailed Pct 21235	Yes	56
0020265 Bakersfield 235 - P	8020256	0020256 - Voting Pct 20256		5	0021236 Burke 15	*	7021235 - Mailed Pct 21235	Yes	56
0020266 Bakersfield 236	*	7020266 - Mailed Pct 20266	Yes	5	0021237 Burke 16	*	7021235 - Mailed Pct 21235	Yes	56
0020267 Bakersfield 237	*	7020267 - Mailed Pct 20267	Yes	63	0021241 Burke 20	*	7021222 - Mailed Pct 21222	Yes	69
0020268 Bakersfield 238	*	7020267 - Mailed Pct 20267	Yes	63	0021257 Cache Creek 1	*	7021257 - Mailed Pct 21257	Yes	1
0020270 Bakersfield 240	8020245	0020245 - Voting Pct 20245		56	0021258 Cache Creek 2	*	7021257 - Mailed Pct 21257	Yes	1
0020271 Bakersfield 241 - P	8020271	0020271 - Voting Pct 20271		59	0021259 Cache Creek 3	*	7021257 - Mailed Pct 21257	Yes	1
0020272 Bakersfield 242 - P	8020272	0020272 - Voting Pct 20272		5	0021260 Cache Creek 4	*	7021257 - Mailed Pct 21257	Yes	1
0020273 Bakersfield 243 - P	8020272	0020272 - Voting Pct 20272		5	0021261 Cactus 1	*	7021261 - Mailed Pct 21261	Yes	71
0020279 Bakersfield 249	8020236	0020236 - Voting Pct 20236		55	0021262 Cactus 2	*	7021261 - Mailed Pct 21261	Yes	71
0020280 Bakersfield 250	8020236	0020236 - Voting Pct 20236		55	0021263 Cactus 3	*	7021261 - Mailed Pct 21261	Yes	71
0020281 Bakersfield 251	*	7020281 - Mailed Pct 20281	Yes	60	0021264 Cactus 4	*	7021261 - Mailed Pct 21261	Yes	71
0020282 Bakersfield 252 - T	8020282	0020282 - Voting Pct 20282		60	0021265 Cactus 5	*	7021261 - Mailed Pct 21261	Yes	71
0020283 Bakersfield 253 - P	8020283	0020283 - Voting Pct 20283		60	0021266 Cactus 6	*	7021261 - Mailed Pct 21261	Yes	71
0020284 Bakersfield 254	8020284	0020284 - Voting Pct 20284		64	0021267 Cactus 7	*	7021261 - Mailed Pct 21261	Yes	71
0020285 Bakersfield 255	8020236	0020236 - Voting Pct 20236		55	0021268 Cactus 8	*	7021261 - Mailed Pct 21261	Yes	71
0020286 Bakersfield 256 - P	8020286	0020286 - Voting Pct 20286		5	0021269 Cactus 9	*	7021261 - Mailed Pct 21261	Yes	71
0020288 Bakersfield 258	8020288	0020288 - Voting Pct 20288		57	0021270 Caliente	*	7021139 - Mailed Pct 21139	Yes	8
0020289 Bakersfield 259	8020289	0020289 - Voting Pct 20289		65	0021275 Calif City 11	8021275	0021275 - Voting Pct 21275		72
0020291 Bakersfield 261	8020289	0020289 - Voting Pct 20289		65	0021276 Calif City 12	*	7021276 - Mailed Pct 21276	Yes	73
0020294 Bakersfield 264 - P	8020294	0020294 - Voting Pct 20294		60	0021277 Calif City 13	*	7021276 - Mailed Pct 21276	Yes	73
0020295 Bakersfield 265	*	7020281 - Mailed Pct 20281	Yes	60	0021278 Calif City 14	8021275	0021275 - Voting Pct 21275		72
0020298 Bakersfield 268 - P	8020298	0020298 - Voting Pct 20298		60	0021279 Calif City 15	*	7021279 - Mailed Pct 21279	Yes	72
0021136 Beale 1	*	7021136 - Mailed Pct 21136	Yes	66	0021280 Calif City 1	8021280	0021280 - Voting Pct 21280		72
0021137 Beale 2	*	7021136 - Mailed Pct 21136	Yes	66	0021281 Calif City 2	8021281	0021281 - Voting Pct 21281		72
0021138 Bealeville 1	*	7021138 - Mailed Pct 21138	Yes	67	0021282 Calif City 3	8021282	0021282 - Voting Pct 21282		72
0021139 Bealeville 2	*	7021139 - Mailed Pct 21139	Yes	8	0021283 Calif City 4	8021283	0021283 - Voting Pct 21283		72
0021140 Bear	*	7020012 - Mailed Pct 20012	Yes	49	0021284 Calif City 5	*	7021276 - Mailed Pct 21276	Yes	73
0021142 Bear Mountain	*	7021138 - Mailed Pct 21138	Yes	67	0021285 Calif City 6	*	7021279 - Mailed Pct 21279	Yes	72
0021143 Bear Valley 1	8021143	0021143 - Voting Pct 21143		68	0021287 Calif City 8	8021275	0021275 - Voting Pct 21275		72
0021144 Bear Valley 2	8021144	0021144 - Voting Pct 21144		68	0021288 Calif City 9	*	7021279 - Mailed Pct 21279	Yes	72
0021145 Bear Valley 3	8021145	0021145 - Voting Pct 21145		68	0021289 Calif City 10	8021283	0021283 - Voting Pct 21283		72
0021146 Bear Valley 4	8021145	0021145 - Voting Pct 21145		68	0021291 Cameron	*	7020143 - Mailed Pct 20143	Yes	1
0021147 Bear Valley 5	8021145	0021145 - Voting Pct 21145		68	0021292 Calif City 16	*	7021279 - Mailed Pct 21279	Yes	72
0021148 Bear Valley 6	8021148	0021148 - Voting Pct 21148		68	0021293 Calif City 17	*	7021279 - Mailed Pct 21279	Yes	72
0021149 Bear Valley 7	8021145	0021145 - Voting Pct 21145		68	0021294 Calif City 18	*	7021279 - Mailed Pct 21279	Yes	72
0021161 Bena 1	*	7021139 - Mailed Pct 21139	Yes	8	0021301 Canfield 1	*	7021301 - Mailed Pct 21301	Yes	63
0021162 Bena 2	*	7021139 - Mailed Pct 21139	Yes	8	0021302 Canfield 3 - P	*	7021301 - Mailed Pct 21301	Yes	63

Regular Precinct	VBM Pct	Voting Precinct	MB?	Bal Type	Regular Precinct	VBM Pct	Voting Precinct	MB?	Bal Type
0021303 Canfield 4 - P	*	7021301 - Mailed Pct 21301	Yes	63	0021634 Delta 1 - P	*	7012397 - Mailed Pct 12397	Yes	5
0021304 Canyon	*	7021304 - Mailed Pct 21304	Yes	1	0021637 Dennison 2	*	7021637 - Mailed Pct 21637	Yes	78
0021323 Castle 1	*	7020014 - Mailed Pct 20014	Yes	50	0021660 Desert Lake 1	8021660	0021660 - Voting Pct 21660		52
0021324 Castle 2	*	7020014 - Mailed Pct 20014	Yes	50	0021661 Desert Lake 2	8021660	0021660 - Voting Pct 21660		52
0021325 Castle 3	*	7020014 - Mailed Pct 20014	Yes	50	0021681 Discovery	*	7020036 - Mailed Pct 20036	Yes	52
0021327 Castle 5	*	7020014 - Mailed Pct 20014	Yes	50	0021707 Eberle	*	7021477 - Mailed Pct 21477	Yes	9
0021329 Castle 7	*	7020014 - Mailed Pct 20014	Yes	50	0021710 Edgemont 1	8021710	0021710 - Voting Pct 21710		52
0021381 Cedar	*	7021381 - Mailed Pct 21381	Yes	74	0021711 Edgemont 2	8021710	0021710 - Voting Pct 21710		52
0021383 Challenger	*	7020014 - Mailed Pct 20014	Yes	50	0021712 Edgemont 3	8021710	0021710 - Voting Pct 21710		52
0021387 Chevalier 1	*	7021387 - Mailed Pct 21387	Yes	75	0021713 Edgemont 4	*	7020036 - Mailed Pct 20036	Yes	52
0021389 Chevalier 3	*	7021138 - Mailed Pct 21138	Yes	67	0021714 Edgemont 5	*	7020036 - Mailed Pct 20036	Yes	52
0021390 Chevalier 4	*	7021138 - Mailed Pct 21138	Yes	67	0021717 Edison 3	*	7021717 - Mailed Pct 21717	Yes	75
0021467 Claremont	*	7020014 - Mailed Pct 20014	Yes	50	0021752 Fairview 2	*	7021752 - Mailed Pct 21752	Yes	79
0021472 Clear Creek	*	7020012 - Mailed Pct 20012	Yes	49	0021754 Fairview 4	*	7021752 - Mailed Pct 21752	Yes	79
0021477 Coles Levee 3	*	7021477 - Mailed Pct 21477	Yes	9	0021781 Field 1	8021781	0021781 - Voting Pct 21781		9
0021491 Comet 1	*	7020014 - Mailed Pct 20014	Yes	50	0021782 Field 2	8021781	0021781 - Voting Pct 21781		9
0021492 Comet 2	*	7021304 - Mailed Pct 21304	Yes	1	0021846 Gallileo 1	*	7021494 - Mailed Pct 21494	Yes	17
0021493 Comet 3	*	7021493 - Mailed Pct 21493	Yes	76	0021847 Gallileo 2	*	7021304 - Mailed Pct 21304	Yes	1
0021494 Comet 4	*	7021494 - Mailed Pct 21494	Yes	17	0021848 Gate	*	7021752 - Mailed Pct 21752	Yes	79
0021495 Comet 5	*	7020014 - Mailed Pct 20014	Yes	50	0021878 General 1	*	7021136 - Mailed Pct 21136	Yes	66
0021501 Copus 1	*	7021501 - Mailed Pct 21501	Yes	75	0021879 General 2	*	7021879 - Mailed Pct 21879	Yes	80
0021502 Copus 2	*	7021501 - Mailed Pct 21501	Yes	75	0021880 General 3	*	7021136 - Mailed Pct 21136	Yes	66
0021503 Copus 3	*	7021501 - Mailed Pct 21501	Yes	75	0021885 Gold 1	8021885	0021885 - Voting Pct 21885		77
0021509 Crystal	*	7020034 - Mailed Pct 20034	Yes	51	0021886 Gold 2	8021886	0021886 - Voting Pct 21886		77
0021511 Cummings 1	8021511	0021511 - Voting Pct 21511		53	0021887 Gold 3	8021886	0021886 - Voting Pct 21886		77
0021512 Cummings 2	8021512	0021512 - Voting Pct 21512		53	0021888 Gold 4	8021888	0021888 - Voting Pct 21888		77
0021513 Cummings 3	8021513	0021513 - Voting Pct 21513		77	0021889 Gold 5	8021889	0021889 - Voting Pct 21889		77
0021514 Cummings 4	*	7021514 - Mailed Pct 21514	Yes	77	0021893 Golden Hills 1	8021888	0021888 - Voting Pct 21888		77
0021515 Cummings 5	*	7021514 - Mailed Pct 21514	Yes	77	0021894 Golden Hills 2	8021894	0021894 - Voting Pct 21894		77
0021516 Cummings 6	*	7021514 - Mailed Pct 21514	Yes	77	0021895 Golden Hills 3	8021886	0021886 - Voting Pct 21886		77
0021517 Cummings 7	*	7021514 - Mailed Pct 21514	Yes	77	0021896 Golden Hills 4	8021889	0021889 - Voting Pct 21889		77
0021518 Cummings 8	*	7021514 - Mailed Pct 21514	Yes	77	0021897 Golden Hills 5	8021886	0021886 - Voting Pct 21886		77
0021519 Cummings 9	*	7021514 - Mailed Pct 21514	Yes	77	0021898 Golden Hills 6	8021886	0021886 - Voting Pct 21886		77
0021520 Cummings 10	*	7021514 - Mailed Pct 21514	Yes	77	0021899 Goliath	*	7021138 - Mailed Pct 21138	Yes	67
0021521 Cummings 11	*	7021514 - Mailed Pct 21514	Yes	77	0021903 Grant	*	7021514 - Mailed Pct 21514	Yes	77
0021522 Cummings 12	*	7021514 - Mailed Pct 21514	Yes	77	0021905 Grape	*	7021905 - Mailed Pct 21905	Yes	81
0021523 Cummings 13	*	7021514 - Mailed Pct 21514	Yes	77	0021923 Greenwich 1	*	7021923 - Mailed Pct 21923	Yes	77
0021524 Cummings 14	*	7021514 - Mailed Pct 21514	Yes	77	0021924 Greenwich 2	*	7021924 - Mailed Pct 21924	Yes	78
0021525 Curnow - P	*	7021222 - Mailed Pct 21222	Yes	69	0021925 Greenwich 3	*	7021925 - Mailed Pct 21925	Yes	78
0021527 Cyril	*	7021527 - Mailed Pct 21527	Yes	75	0021926 Greenwich 4	*	7021924 - Mailed Pct 21924	Yes	78
0021531 David 1	*	7021231 - Mailed Pct 21231	Yes	70	0021927 Greenwich 5	*	7021927 - Mailed Pct 21927	Yes	82
0021532 David 2	*	7021231 - Mailed Pct 21231	Yes	70	0021928 Greenwich 6	*	7022658 - Mailed Pct 22658	Yes	82
0021533 David 3	*	7021527 - Mailed Pct 21527	Yes	75	0021929 Greenwich 7	8021512	0021512 - Voting Pct 21512		53
0021534 David 4	*	7021501 - Mailed Pct 21501	Yes	75	0021930 Greenwich 8	*	7020012 - Mailed Pct 20012	Yes	49

Regular Precinct	VBM Pct	Voting Precinct	MB?	Bal Type	Regular Precinct	VBM Pct	Voting Precinct	MB?	Bal Type
0021931 Greenwich 9	*	7021927 - Mailed Pct 21927	Yes	82	0022036 Bakersfield 2036 - P	8020283	0020283 - Voting Pct 20283		60
0021932 Greenwich 10	*	7021927 - Mailed Pct 21927	Yes	82	0022037 Bakersfield 2037 - P	8022037	0022037 - Voting Pct 22037		60
0021943 Hermosa 1	*	7021139 - Mailed Pct 21139	Yes	8	0022038 Bakersfield 2038	*	7022013 - Mailed Pct 22013	Yes	87
0021944 Hermosa 2	*	7021139 - Mailed Pct 21139	Yes	8	0022201 Jaime - PT	*	7021527 - Mailed Pct 21527	Yes	75
0021948 Highline 3	*	7021924 - Mailed Pct 21924	Yes	78	0022202 Jameson 1	*	7021924 - Mailed Pct 21924	Yes	78
0021951 Highline 1	*	7021924 - Mailed Pct 21924	Yes	78	0022203 Jameson 2	*	7021924 - Mailed Pct 21924	Yes	78
0021952 Highline 2	*	7021924 - Mailed Pct 21924	Yes	78	0022204 Jameson 3	*	7021924 - Mailed Pct 21924	Yes	78
0021981 Houghton	*	7021235 - Mailed Pct 21235	Yes	56	0022205 Keene 1	*	7022205 - Mailed Pct 22205	Yes	77
0021987 Ingrid	*	7021235 - Mailed Pct 21235	Yes	56	0022206 Keene 2	*	7020175 - Mailed Pct 20175	Yes	5
0022001 Bakersfield 2001	*	7022001 - Mailed Pct 22001	Yes	83	0022207 Keene 3	*	7022205 - Mailed Pct 22205	Yes	77
0022002 Bakersfield 2002	*	7022001 - Mailed Pct 22001	Yes	83	0022208 Keene 4	*	7022205 - Mailed Pct 22205	Yes	77
0022003 Bakersfield 2003	8022003	0022003 - Voting Pct 22003		84	0022209 Kelso 1	*	7020143 - Mailed Pct 20143	Yes	1
0022004 Bakersfield 2004	8022004	0022004 - Voting Pct 22004		58	0022210 Kelso 2	*	7020143 - Mailed Pct 20143	Yes	1
0022005 Bakersfield 2005	8022005	0022005 - Voting Pct 22005		85	0022211 Kelso 3	*	7020143 - Mailed Pct 20143	Yes	1
0022006 Bakersfield 2006	8022006	0022006 - Voting Pct 22006		58	0022212 Kelsey 1	*	7020143 - Mailed Pct 20143	Yes	1
0022007 Bakersfield 2007	*	7022007 - Mailed Pct 22007	Yes	86	0022213 Kelsey 2	*	7020143 - Mailed Pct 20143	Yes	1
0022008 Bakersfield 2008	8022008	0022008 - Voting Pct 22008		58	0022214 Kelsey 3	*	7021304 - Mailed Pct 21304	Yes	1
0022009 Bakersfield 2009	8022006	0022006 - Voting Pct 22006		58	0022217 Leaf	*	7022217 - Mailed Pct 22217	Yes	74
0022010 Bakersfield 2010	8022008	0022008 - Voting Pct 22008		58	0022224 Legray 1	*	7021501 - Mailed Pct 21501	Yes	75
0022011 Bakersfield 2011	*	7022001 - Mailed Pct 22001	Yes	83	0022225 Legray 2	*	7021501 - Mailed Pct 21501	Yes	75
0022012 Bakersfield 2012	*	7022001 - Mailed Pct 22001	Yes	83	0022226 Legray 3	*	7021501 - Mailed Pct 21501	Yes	75
0022013 Bakersfield 2013	*	7022013 - Mailed Pct 22013	Yes	87	0022227 Legray 4	*	7022227 - Mailed Pct 22227	Yes	92
0022014 Bakersfield 2014 - P	*	7022014 - Mailed Pct 22014	Yes	88	0022234 Liebre 1	*	7022234 - Mailed Pct 22234	Yes	93
0022015 Bakersfield 2015	*	7022015 - Mailed Pct 22015	Yes	88	0022235 Liebre 2	*	7022234 - Mailed Pct 22234	Yes	93
0022016 Bakersfield 2016 - P	*	7022015 - Mailed Pct 22015	Yes	88	0022252 Little Oak	*	7022217 - Mailed Pct 22217	Yes	74
0022017 Bakersfield 2017 - P	*	7022015 - Mailed Pct 22015	Yes	88	0022254 Lone Canyon	*	7021257 - Mailed Pct 21257	Yes	1
0022018 Bakersfield 2018 - P	8022018	0022018 - Voting Pct 22018		89	0022257 Lorraine	*	7021139 - Mailed Pct 21139	Yes	8
0022019 Bakersfield 2019	*	7022019 - Mailed Pct 22019	Yes	90	0022282 Madison	*	7021235 - Mailed Pct 21235	Yes	56
0022020 Bakersfield 2020	*	7022019 - Mailed Pct 22019	Yes	90	0022283 Madrona	*	7022283 - Mailed Pct 22283	Yes	90
0022021 Bakersfield 2021	*	7022019 - Mailed Pct 22019	Yes	90	0022421 Meridian 1	*	7022421 - Mailed Pct 22421	Yes	94
0022022 Bakersfield 2022	*	7022022 - Mailed Pct 22022	Yes	9	0022422 Meridian 2	*	7022421 - Mailed Pct 22421	Yes	94
0022023 Bakersfield 2023	*	7022022 - Mailed Pct 22022	Yes	9	0022450 Mojave 1	8022450	0022450 - Voting Pct 22450		50
0022024 Bakersfield 2024	*	7022022 - Mailed Pct 22022	Yes	9	0022452 Mojave 2	8022450	0022450 - Voting Pct 22450		50
0022025 Bakersfield 2025	*	7022025 - Mailed Pct 22025	Yes	91	0022453 Mojave 3	*	7020014 - Mailed Pct 20014	Yes	50
0022026 Bakersfield 2026	*	7022001 - Mailed Pct 22001	Yes	83	0022454 Mojave 4	*	7022454 - Mailed Pct 22454	Yes	50
0022027 Bakersfield 2027	*	7022001 - Mailed Pct 22001	Yes	83	0022455 Mojave 5	*	7022454 - Mailed Pct 22454	Yes	50
0022028 Bakersfield 2028	*	7022028 - Mailed Pct 22028	Yes	56	0022456 Mojave 6	*	7022456 - Mailed Pct 22456	Yes	95
0022029 Bakersfield 2029	*	7022029 - Mailed Pct 22029	Yes	57	0022457 Mojave 7	*	7020014 - Mailed Pct 20014	Yes	50
0022030 Bakersfield 2030 - P	8022030	0022030 - Voting Pct 22030		5	0022458 Mojave 8	*	7020014 - Mailed Pct 20014	Yes	50
0022031 Bakersfield 2031 - P	8020271	0020271 - Voting Pct 20271		59	0022459 Mojave 9	*	7022454 - Mailed Pct 22454	Yes	50
0022032 Bakersfield 2032 - P	8022018	0022018 - Voting Pct 22018		89	0022460 Mojave 10	*	7022454 - Mailed Pct 22454	Yes	50
0022033 Bakersfield 2033 - T	8022033	0022033 - Voting Pct 22033		60	0022461 Mojave 11	*	7020014 - Mailed Pct 20014	Yes	50
0022034 Bakersfield 2034	8020282	0020282 - Voting Pct 20282		60	0022462 Mojave 12	*	7020014 - Mailed Pct 20014	Yes	50
0022035 Bakersfield 2035 - P	8020283	0020283 - Voting Pct 20283		60	0022463 Mojave 13	*	7020014 - Mailed Pct 20014	Yes	50

Regular Precinct	VBM Pct	Voting Precinct	MB?	Bal Type	Regular Precinct	VBM Pct	Voting Precinct	MB?	Bal Type
0022464 Mojave 14	*	7020014 - Mailed Pct 20014	Yes	50	0022768 Pacific	*	7022768 - Mailed Pct 22768	Yes	97
0022465 Mojave 15	*	7022454 - Mailed Pct 22454	Yes	50	0022791 Panama 1 - P	*	7022791 - Mailed Pct 22791	Yes	63
0022466 Mojave 16	*	7020014 - Mailed Pct 20014	Yes	50	0022792 Panama 2 - P	*	7022791 - Mailed Pct 22791	Yes	63
0022467 Mojave 17	*	7022454 - Mailed Pct 22454	Yes	50	0022793 Panama 3	*	7022793 - Mailed Pct 22793	Yes	9
0022468 Mojave 18	*	7020014 - Mailed Pct 20014	Yes	50	0022795 Panama 5 - P	*	7022791 - Mailed Pct 22791	Yes	63
0022469 Mojave 19	*	7020014 - Mailed Pct 20014	Yes	50	0022796 Panama 6	*	7022793 - Mailed Pct 22793	Yes	9
0022470 Mojave 20	*	7022454 - Mailed Pct 22454	Yes	50	0022797 Panama 7 - P	*	7022791 - Mailed Pct 22791	Yes	63
0022471 Mojave 21	*	7022454 - Mailed Pct 22454	Yes	50	0022798 Panama 8	*	7012397 - Mailed Pct 12397	Yes	5
0022472 Mojave 22	*	7022454 - Mailed Pct 22454	Yes	50	0022803 Parish 3	*	7022803 - Mailed Pct 22803	Yes	98
0022473 Mojave 23	*	7022473 - Mailed Pct 22473	Yes	50	0022805 Parish 5	*	7022805 - Mailed Pct 22805	Yes	96
0022475 Mojave 25	*	7022454 - Mailed Pct 22454	Yes	50	0022806 Parish 6	*	7022805 - Mailed Pct 22805	Yes	96
0022476 Mojave 26	*	7020014 - Mailed Pct 20014	Yes	50	0022841 Phillips 1	*	7020143 - Mailed Pct 20143	Yes	1
0022477 Mojave 27	*	7022454 - Mailed Pct 22454	Yes	50	0022842 Phillips 2	*	7022454 - Mailed Pct 22454	Yes	50
0022478 Mojave 28	*	7022473 - Mailed Pct 22473	Yes	50	0022843 Phillips 3	*	7020143 - Mailed Pct 20143	Yes	1
0022479 Mojave 29	*	7022454 - Mailed Pct 22454	Yes	50	0022844 Phillips 4	*	7020143 - Mailed Pct 20143	Yes	1
0022480 Monolith 1	8022480	0022480 - Voting Pct 22480		78	0022900 Red Rock 1	*	7021304 - Mailed Pct 21304	Yes	1
0022481 Mojave 30	*	7022454 - Mailed Pct 22454	Yes	50	0022902 Red Rock 2	*	7020014 - Mailed Pct 20014	Yes	50
0022482 Monolith 2	*	7021924 - Mailed Pct 21924	Yes	78	0023011 Rockpile 2	*	7022600 - Mailed Pct 22600	Yes	96
0022483 Monolith 3	*	7022658 - Mailed Pct 22658	Yes	82	0023013 Rockpile 4	*	7022234 - Mailed Pct 22234	Yes	93
0022484 Mojave 31	*	7022454 - Mailed Pct 22454	Yes	50	0023016 Rockpile 6	*	7023016 - Mailed Pct 23016	Yes	93
0022485 Mojave 32	*	7020014 - Mailed Pct 20014	Yes	50	0023018 Rockpile 8	*	7023018 - Mailed Pct 23018	Yes	99
0022486 Mojave 33	*	7022473 - Mailed Pct 22473	Yes	50	0023019 Rockpile 10	*	7023019 - Mailed Pct 23019	Yes	100
0022487 Mojave 34	*	7022473 - Mailed Pct 22473	Yes	50	0023020 Rosamond 1	8023020	0023020 - Voting Pct 23020		101
0022488 Mojave 35	*	7022473 - Mailed Pct 22473	Yes	50	0023021 Rosamond 10	8023021	0023021 - Voting Pct 23021		101
0022489 Mojave 36	*	7022454 - Mailed Pct 22454	Yes	50	0023022 Rosamond 11	8023021	0023021 - Voting Pct 23021		101
0022490 Mojave 37	*	7022454 - Mailed Pct 22454	Yes	50	0023023 Rosamond 12	8023023	0023023 - Voting Pct 23023		101
0022491 Mojave 38	*	7022454 - Mailed Pct 22454	Yes	50	0023024 Rosamond 13	*	7023024 - Mailed Pct 23024	Yes	101
0022495 Mountain	*	7020267 - Mailed Pct 20267	Yes	63	0023025 Rosamond 14	8023025	0023025 - Voting Pct 23025		101
0022496 Mountain 2	*	7021138 - Mailed Pct 21138	Yes	67	0023030 Rosamond 2	8023030	0023030 - Voting Pct 23030		101
0022509 Munsey	*	7021230 - Mailed Pct 21230	Yes	26	0023031 Rosamond 3	8023031	0023031 - Voting Pct 23031		101
0022518 Munzer 9	*	7021301 - Mailed Pct 21301	Yes	63	0023034 Rosamond 4	8023030	0023030 - Voting Pct 23030		101
0022520 Muroc	*	7020036 - Mailed Pct 20036	Yes	52	0023035 Rosamond 5	8023035	0023035 - Voting Pct 23035		101
0022600 Neumarkel	*	7022600 - Mailed Pct 22600	Yes	96	0023036 Rosamond 6	*	7021261 - Mailed Pct 21261	Yes	71
0022635 Noah	*	7020012 - Mailed Pct 20012	Yes	49	0023037 Rosamond 7	*	7023037 - Mailed Pct 23037	Yes	71
0022658 Oak 1	*	7022658 - Mailed Pct 22658	Yes	82	0023038 Rosamond 8	*	7023037 - Mailed Pct 23037	Yes	71
0022659 Oak 2	*	7020143 - Mailed Pct 20143	Yes	1	0023039 Rosamond 9	*	7021261 - Mailed Pct 21261	Yes	71
0022660 Oak 3	*	7020143 - Mailed Pct 20143	Yes	1	0023050 Rover	*	7020034 - Mailed Pct 20034	Yes	51
0022661 Oak 4	*	7021257 - Mailed Pct 21257	Yes	1	0023081 Saguaro 1	*	7023037 - Mailed Pct 23037	Yes	71
0022662 Oak 5	*	7021257 - Mailed Pct 21257	Yes	1	0023082 Saguaro 2	*	7023082 - Mailed Pct 23082	Yes	71
0022663 Oak 6	*	7021257 - Mailed Pct 21257	Yes	1	0023083 Saguaro 3	*	7023037 - Mailed Pct 23037	Yes	71
0022664 Oak 7	*	7021257 - Mailed Pct 21257	Yes	1	0023084 Saguaro 4	*	7023084 - Mailed Pct 23084	Yes	102
0022665 Oak 8	*	7020143 - Mailed Pct 20143	Yes	1	0023086 Samora	*	7022283 - Mailed Pct 22283	Yes	90
0022666 Oak 9	*	7022473 - Mailed Pct 22473	Yes	50	0023148 Sierra	*	7023148 - Mailed Pct 23148	Yes	33
0022667 Oak 10	*	7022473 - Mailed Pct 22473	Yes	50	0023197 Spencer	*	7021304 - Mailed Pct 21304	Yes	1

Regular Precinct	VBM Pct	Voting Precinct	MB?	Bal Type	Regular Precinct	VBM Pct	Voting Precinct	MB?	Bal Type
0023198 Spring Cyn 1	*	7023198 - Mailed Pct 23198	Yes	102	0023440 Tejon Canyon	*	7022234 - Mailed Pct 22234	Yes	93
0023199 Spring Cyn 2	*	7023198 - Mailed Pct 23198	Yes	102	0023446 Tisha	*	7021139 - Mailed Pct 21139	Yes	8
0023200 Spring Cyn 3	*	7023198 - Mailed Pct 23198	Yes	102	0023450 Tropico 1	8023450	0023450 - Voting Pct 23450		71
0023201 Springs 1	*	7023201 - Mailed Pct 23201	Yes	103	0023451 Tropico 2	8023451	0023451 - Voting Pct 23451		71
0023202 Springs 2	*	7023201 - Mailed Pct 23201	Yes	103	0023452 Tropico 3	8023452	0023452 - Voting Pct 23452		101
0023205 Spud 1	*	7021139 - Mailed Pct 21139	Yes	8	0023453 Tropico 4	*	7023024 - Mailed Pct 23024	Yes	101
0023211 Stallion 1	8023211	0023211 - Voting Pct 23211		53	0023454 Tucker 1	*	7021924 - Mailed Pct 21924	Yes	78
0023212 Stallion 2	8023212	0023212 - Voting Pct 23212		53	0023455 Tucker 2	*	7021924 - Mailed Pct 21924	Yes	78
0023213 Stallion 3	*	7020176 - Mailed Pct 20176	Yes	53	0023457 Tucker 3	*	7021924 - Mailed Pct 21924	Yes	78
0023214 Stallion 4	*	7020012 - Mailed Pct 20012	Yes	49	0023458 Tucker 4	*	7022205 - Mailed Pct 22205	Yes	77
0023221 Star 1	*	7023221 - Mailed Pct 23221	Yes	10	0023461 Twin Oaks 1	*	7022658 - Mailed Pct 22658	Yes	82
0023222 Star 2	*	7023221 - Mailed Pct 23221	Yes	10	0023462 Twin Oaks 2	*	7022658 - Mailed Pct 22658	Yes	82
0023223 Star 3	*	7023221 - Mailed Pct 23221	Yes	10	0023464 Tyler 1	*	7020012 - Mailed Pct 20012	Yes	49
0023235 Steuber	*	7021924 - Mailed Pct 21924	Yes	78	0023465 Tyler 2	*	7022658 - Mailed Pct 22658	Yes	82
0023239 Stine 1	8023239	0023239 - Voting Pct 23239		104	0023466 Tyler 3	*	7022658 - Mailed Pct 22658	Yes	82
0023240 Stine 2	8023240	0023240 - Voting Pct 23240		104	0023467 Tyler 4	*	7022658 - Mailed Pct 22658	Yes	82
0023241 Stine 3	8023241	0023241 - Voting Pct 23241		105	0023468 Tyler 5	*	7021924 - Mailed Pct 21924	Yes	78
0023302 Sunshine	*	7021230 - Mailed Pct 21230	Yes	26	0023469 Tyler 6	*	7023469 - Mailed Pct 23469	Yes	108
0023303 Sycamore 1	*	7023303 - Mailed Pct 23303	Yes	106	0023470 Union 1	*	7023470 - Mailed Pct 23470	Yes	79
0023304 Sycamore 2	*	7022234 - Mailed Pct 22234	Yes	93	0023476 Valley	*	7023476 - Mailed Pct 23476	Yes	53
0023394 Teale 1	*	7022234 - Mailed Pct 22234	Yes	93	0023498 Walker	*	7021139 - Mailed Pct 21139	Yes	8
0023395 Teale 2	*	7023395 - Mailed Pct 23395	Yes	107	0023500 Walker Basin 1	*	7023500 - Mailed Pct 23500	Yes	8
0023396 Teale 3	*	7023016 - Mailed Pct 23016	Yes	93	0023503 Walker Basin 3	*	7021139 - Mailed Pct 21139	Yes	8
0023401 Tehachapi 1	8023401	0023401 - Voting Pct 23401		78	0023504 Walker Basin 4	*	7021139 - Mailed Pct 21139	Yes	8
0023402 Tehachapi 2	8023402	0023402 - Voting Pct 23402		78	0023505 Walker Basin 5	*	7023505 - Mailed Pct 23505	Yes	19
0023403 Tehachapi 3	8023401	0023401 - Voting Pct 23401		78	0023506 Walker Basin 6	*	7021139 - Mailed Pct 21139	Yes	8
0023404 Tehachapi 4	8023404	0023404 - Voting Pct 23404		78	0023508 Walker Basin 8	*	7021139 - Mailed Pct 21139	Yes	8
0023405 Tehachapi 5	*	7021637 - Mailed Pct 21637	Yes	78	0023509 Walker Basin 9	*	7021139 - Mailed Pct 21139	Yes	8
0023406 Tehachapi 6	8023406	0023406 - Voting Pct 23406		78	0023571 Weedpatch 2	*	7022805 - Mailed Pct 22805	Yes	96
0023407 Tehachapi 7	8021885	0021885 - Voting Pct 21885		77	0023590 Wheeler 1	*	7023590 - Mailed Pct 23590	Yes	109
0023408 Tehachapi 8	8021885	0021885 - Voting Pct 21885		77	0023592 Wheeler 2	*	7021138 - Mailed Pct 21138	Yes	67
0023409 Tehachapi 9	*	7020176 - Mailed Pct 20176	Yes	53	0023604 White Oak 1	*	7023604 - Mailed Pct 23604	Yes	110
0023410 Tehachapi 10	*	7021637 - Mailed Pct 21637	Yes	78	0023605 White Oak 2	*	7023604 - Mailed Pct 23604	Yes	110
0023411 Tehachapi 11	*	7022205 - Mailed Pct 22205	Yes	77	0023606 White Oak 3	*	7023606 - Mailed Pct 23606	Yes	111
0023412 Tehachapi 12	8023406	0023406 - Voting Pct 23406		78	0023607 White Oak 4	*	7023606 - Mailed Pct 23606	Yes	111
0023413 Tehachapi 13	8023402	0023402 - Voting Pct 23402		78	0023608 White Oak 5	*	7023606 - Mailed Pct 23606	Yes	111
0023414 Tehachapi 14	8023404	0023404 - Voting Pct 23404		78	0023609 White Oak 6	*	7023604 - Mailed Pct 23604	Yes	110
0023415 Tehachapi 15	*	7021637 - Mailed Pct 21637	Yes	78	0023610 Wible 1	*	7023610 - Mailed Pct 23610	Yes	5
0023416 Tehachapi 16	8021885	0021885 - Voting Pct 21885		77	0023633 Willow 1	*	7021924 - Mailed Pct 21924	Yes	78
0023417 Tehachapi 17	8023406	0023406 - Voting Pct 23406		78	0023634 Willow 2	*	7021924 - Mailed Pct 21924	Yes	78
0023418 Tehachapi 18	8022480	0022480 - Voting Pct 22480		78	0023635 Willow 3	*	7021637 - Mailed Pct 21637	Yes	78
0023419 Tehachapi 19	8023406	0023406 - Voting Pct 23406		78	0023636 Willow 4	*	7022658 - Mailed Pct 22658	Yes	82
0023420 Tehachapi 20	8022480	0022480 - Voting Pct 22480		78	0023637 Willow 5	*	7020012 - Mailed Pct 20012	Yes	49
0023421 Tehachapi 21	8023404	0023404 - Voting Pct 23404		78	0023638 Willow 6	*	7020176 - Mailed Pct 20176	Yes	53

Regular Precinct	VBM Pct	Voting Precinct	MB?	Bal Type	Regular Precinct	VBM Pct	Voting Precinct	MB?	Bal Type
0023639 Willow 7	*	7021924 - Mailed Pct 21924	Yes	78	0030037 Air 1	*	7010050 - Mailed Pct 10050	Yes	3
0023644 Wonder Acres 1	*	7020014 - Mailed Pct 20014	Yes	50	0030038 Air 2	*	7010050 - Mailed Pct 10050	Yes	3
0023645 Wonder Acres 2	*	7020014 - Mailed Pct 20014	Yes	50	0030039 Air 3	*	7010050 - Mailed Pct 10050	Yes	3
0023646 Wonder Acres 3	*	7020014 - Mailed Pct 20014	Yes	50	0030040 Airport 1	8030040	0030040 - Voting Pct 30040		5
0023647 Wonder Acres 4	*	7020014 - Mailed Pct 20014	Yes	50	0030060 Airport 3	8030060	0030060 - Voting Pct 30060		3
0023648 Woodford	*	7022205 - Mailed Pct 22205	Yes	77	0030082 Airport 6	*	7012712 - Mailed Pct 12712	Yes	5
0023649 Wonder Acres 5	*	7020014 - Mailed Pct 20014	Yes	50	0030083 Airport 7	*	7030083 - Mailed Pct 30083	Yes	3
0023650 Wonder Acres 6	*	7020014 - Mailed Pct 20014	Yes	50	0030085 Airport 9	*	7030083 - Mailed Pct 30083	Yes	3
0023651 Wonder Acres 7	*	7020014 - Mailed Pct 20014	Yes	50	0030150 Arp 1	8030150	0030150 - Voting Pct 30150		3
0023667 Yucca 1	*	7021261 - Mailed Pct 21261	Yes	71	0030160 Arp 2	8030150	0030150 - Voting Pct 30150		3
0023668 Yucca 2	8023450	0023450 - Voting Pct 23450		71	0030170 Arp 3	8030170	0030170 - Voting Pct 30170		5
0023669 Yucca 3	8023450	0023450 - Voting Pct 23450		71	0030175 Arp 4	*	7010084 - Mailed Pct 10084	Yes	5
0023670 Yucca 4	*	7023024 - Mailed Pct 23024	Yes	101	0030176 Arp 5	*	7010084 - Mailed Pct 10084	Yes	5
0023671 Yucca 5	*	7023024 - Mailed Pct 23024	Yes	101	0030177 Arp 6	*	7010084 - Mailed Pct 10084	Yes	5
0023672 Yucca 6	*	7023024 - Mailed Pct 23024	Yes	101	0030178 Arp 7	*	7010084 - Mailed Pct 10084	Yes	5
0023673 Yucca 7	8023452	0023452 - Voting Pct 23452		101	0030179 Arp 8	*	7010084 - Mailed Pct 10084	Yes	5
0023674 Yucca 8	8023450	0023450 - Voting Pct 23450		71	0030180 Arp 9	*	7010084 - Mailed Pct 10084	Yes	5
0023766 Zip 16	*	7023766 - Mailed Pct 23766	Yes	112	0030181 Arp 10	*	7010084 - Mailed Pct 10084	Yes	5
0025270 Bakersfield 270 - P	8025270	0025270 - Voting Pct 25270		60	0030182 Arp 11	*	7010225 - Mailed Pct 10225	Yes	5
0025271 Bakersfield 271 - P	8025271	0025271 - Voting Pct 25271		60	0030302 Bakersfield 302	8030302	0030302 - Voting Pct 30302		116
0025272 Bakersfield 272 - P	8025272	0025272 - Voting Pct 25272		60	0030303 Bakersfield 303	*	7030303 - Mailed Pct 30303	Yes	117
0025273 Bakersfield 273 - T	8022033	0022033 - Voting Pct 22033		60	0030304 Bakersfield 304	8030304	0030304 - Voting Pct 30304		118
0025274 Bakersfield 274	*	7025274 - Mailed Pct 25274	Yes	59	0030305 Bakersfield 305	8030304	0030304 - Voting Pct 30304		118
0025275 Bakersfield 275	*	7025275 - Mailed Pct 25275	Yes	59	0030306 Bakersfield 306	8030304	0030304 - Voting Pct 30304		118
0025276 Bakersfield 276	*	7025276 - Mailed Pct 25276	Yes	113	0030307 Bakersfield 307	8030304	0030304 - Voting Pct 30304		118
0025277 Bakersfield 277	*	7025277 - Mailed Pct 25277	Yes	114	0030308 Bakersfield 308	8030308	0030308 - Voting Pct 30308		118
0025278 Bakersfield 278	*	7025278 - Mailed Pct 25278	Yes	115	0030309 Bakersfield 309	8030308	0030308 - Voting Pct 30308		118
0025279 Bakersfield 279	*	7025276 - Mailed Pct 25276	Yes	113	0030311 Bakersfield 311	*	7010225 - Mailed Pct 10225	Yes	5
0025280 Bakersfield 280-P	*	7025280 - Mailed Pct 25280	Yes	62	0030312 Bakersfield 312	8030312	0030312 - Voting Pct 30312		6
0025284 Bakersfield 284	8020236	0020236 - Voting Pct 20236		55	0030313 Bakersfield 313	8030312	0030312 - Voting Pct 30312		6
0025285 Bakersfield 285	8020236	0020236 - Voting Pct 20236		55	0030314 Bakersfield 314	8030314	0030314 - Voting Pct 30314		6
0025286 Bakersfield 286	8020284	0020284 - Voting Pct 20284		64	0030315 Bakersfield 315	8030314	0030314 - Voting Pct 30314		6
0025287 Bakersfield 287	8020288	0020288 - Voting Pct 20288		57	0030316 Bakersfield 316	8030316	0030316 - Voting Pct 30316		6
0025288 Bakersfield 288	*	7025277 - Mailed Pct 25277	Yes	114	0030317 Bakersfield 317	8030317	0030317 - Voting Pct 30317		119
0025289 Bakersfield 289 - P	8025289	0025289 - Voting Pct 25289		5	0030318 Bakersfield 318	8030318	0030318 - Voting Pct 30318		6
0025290 Bakersfield 290 - P	8020286	0020286 - Voting Pct 20286		5	0030319 Bakersfield 319	*	7020175 - Mailed Pct 20175	Yes	5
0025291 Bakersfield 291 - P	*	7020266 - Mailed Pct 20266	Yes	5	0030320 Bakersfield 320	8030316	0030316 - Voting Pct 30316		6
0025292 Bakersfield 292 - P	8022037	0022037 - Voting Pct 22037		60	0030321 Bakersfield 321	8030321	0030321 - Voting Pct 30321		6
0025293 Bakersfield 293	*	7025280 - Mailed Pct 25280	Yes	62	0030322 Bakersfield 322	8030322	0030322 - Voting Pct 30322		6
0025294 Bakersfield 294	*	7020266 - Mailed Pct 20266	Yes	5	0030323 Bakersfield 323	8030318	0030318 - Voting Pct 30318		6
0025295 Bakersfield 295	*	7020267 - Mailed Pct 20267	Yes	63	0030324 Bakersfield 324	*	7030324 - Mailed Pct 30324	Yes	120
0025296 Bakersfield 296	*	7020267 - Mailed Pct 20267	Yes	63	0030325 Bakersfield 325	8030325	0030325 - Voting Pct 30325		117
0025298 Bakersfield 298	*	7020264 - Mailed Pct 20264	Yes	62	0030326 Bakersfield 326	8030302	0030302 - Voting Pct 30302		116
0025299 Bakersfield 299 - P	8022030	0022030 - Voting Pct 22030		5	0030327 Bakersfield 327	*	7030327 - Mailed Pct 30327	Yes	3

Regular Precinct	VBM Pct	Voting Precinct	MB?	Bal Type	Regular Precinct	VBM Pct	Voting Precinct	MB?	Bal Type
0030328 Bakersfield 328	*	7030324 - Mailed Pct 30324	Yes	120	0030373 Bakersfield 373	*	7030371 - Mailed Pct 30371	Yes	124
0030329 Bakersfield 329	*	7030329 - Mailed Pct 30329	Yes	5	0030374 Bakersfield 374	8030374	0030374 - Voting Pct 30374		85
0030330 Bakersfield 330	*	7030330 - Mailed Pct 30330	Yes	3	0030375 Bakersfield 375	8030352	0030352 - Voting Pct 30352		85
0030331 Bakersfield 331	*	7030331 - Mailed Pct 30331	Yes	116	0030377 Bakersfield 377	*	7030330 - Mailed Pct 30330	Yes	3
0030332 Bakersfield 332	8030332	0030332 - Voting Pct 30332		121	0030378 Bakersfield 378	*	7030330 - Mailed Pct 30330	Yes	3
0030333 Bakersfield 333	*	7030329 - Mailed Pct 30329	Yes	5	0030379 Bakersfield 379	*	7030303 - Mailed Pct 30303	Yes	117
0030334 Bakersfield 334	*	7010225 - Mailed Pct 10225	Yes	5	0030380 Bakersfield 380	*	7030330 - Mailed Pct 30330	Yes	3
0030336 Bakersfield 336	*	7030336 - Mailed Pct 30336	Yes	122	0030381 Bakersfield 381	8030351	0030351 - Voting Pct 30351		83
0030337 Bakersfield 337	8030337	0030337 - Voting Pct 30337		123	0030382 Bakersfield 382	8030351	0030351 - Voting Pct 30351		83
0030338 Bakersfield 338	8030338	0030338 - Voting Pct 30338		119	0030383 Bakersfield 383	8030322	0030322 - Voting Pct 30322		6
0030339 Bakersfield 339	8030339	0030339 - Voting Pct 30339		119	0030384 Bakersfield 384	*	7030303 - Mailed Pct 30303	Yes	117
0030340 Bakersfield 340	*	7030327 - Mailed Pct 30327	Yes	3	0030385 Bakersfield 385	8030385	0030385 - Voting Pct 30385		4
0030341 Bakersfield 341	*	7010225 - Mailed Pct 10225	Yes	5	0030386 Bakersfield 386	8030386	0030386 - Voting Pct 30386		4
0030342 Bakersfield 342	*	7030303 - Mailed Pct 30303	Yes	117	0030387 Bakersfield 387	8030387	0030387 - Voting Pct 30387		5
0030343 Bakersfield 343	*	7030343 - Mailed Pct 30343	Yes	120	0030388 Bakersfield 388	*	7030343 - Mailed Pct 30343	Yes	120
0030344 Bakersfield 344	*	7030344 - Mailed Pct 30344	Yes	121	0030389 Bakersfield 389	8030389	0030389 - Voting Pct 30389		6
0030345 Bakersfield 345	*	7030343 - Mailed Pct 30343	Yes	120	0030390 Bakersfield 390	8030390	0030390 - Voting Pct 30390		3
0030346 Bakersfield 346	8030316	0030316 - Voting Pct 30316		6	0030391 Bakersfield 391	*	7010080 - Mailed Pct 10080	Yes	4
0030347 Bakersfield 347	8030337	0030337 - Voting Pct 30337		123	0030392 Bakersfield 392	*	7030357 - Mailed Pct 30357	Yes	104
0030348 Bakersfield 348	8030348	0030348 - Voting Pct 30348		83	0030393 Bakersfield 393	8030393	0030393 - Voting Pct 30393		4
0030349 Bakersfield 349	*	7030330 - Mailed Pct 30330	Yes	3	0030394 Bakersfield 394	*	7010229 - Mailed Pct 10229	Yes	6
0030350 Bakersfield 350	8030348	0030348 - Voting Pct 30348		83	0030395 Bakersfield 395	*	7030395 - Mailed Pct 30395	Yes	125
0030351 Bakersfield 351	8030351	0030351 - Voting Pct 30351		83	0030396 Bakersfield 396	8030396	0030396 - Voting Pct 30396		4
0030352 Bakersfield 352	8030352	0030352 - Voting Pct 30352		85	0030399 Bakersfield 399	8030399	0030399 - Voting Pct 30399		121
0030353 Bakersfield 353	*	7020175 - Mailed Pct 20175	Yes	5	0031178 Bernard	*	7031178 - Mailed Pct 31178	Yes	126
0030354 Bakersfield 354	8030354	0030354 - Voting Pct 30354		120	0031211 Brundage 1	*	7031211 - Mailed Pct 31211	Yes	127
0030355 Bakersfield 355	*	7030303 - Mailed Pct 30303	Yes	117	0031212 Brundage 2	*	7031212 - Mailed Pct 31212	Yes	128
0030356 Bakersfield 356	*	7030330 - Mailed Pct 30330	Yes	3	0031213 Brundage 3	*	7031211 - Mailed Pct 31211	Yes	127
0030357 Bakersfield 357	*	7030357 - Mailed Pct 30357	Yes	104	0031214 Brundage 4	*	7031212 - Mailed Pct 31212	Yes	128
0030358 Bakersfield 358	*	7020175 - Mailed Pct 20175	Yes	5	0031215 Brundage 5	*	7031212 - Mailed Pct 31212	Yes	128
0030359 Bakersfield 359	*	7030343 - Mailed Pct 30343	Yes	120	0031216 Brundage 6	*	7031212 - Mailed Pct 31212	Yes	128
0030360 Bakersfield 360	*	7022001 - Mailed Pct 22001	Yes	83	0031217 Brundage 7	*	7031217 - Mailed Pct 31217	Yes	8
0030361 Bakersfield 361	*	7030343 - Mailed Pct 30343	Yes	120	0031389 China Grade	*	7010225 - Mailed Pct 10225	Yes	5
0030362 Bakersfield 362	*	7030344 - Mailed Pct 30344	Yes	121	0031473 Coffee	*	7010080 - Mailed Pct 10080	Yes	4
0030363 Bakersfield 363	*	7030330 - Mailed Pct 30330	Yes	3	0031478 College	8031478	0031478 - Voting Pct 31478		129
0030364 Bakersfield 364	8030364	0030364 - Voting Pct 30364		120	0031641 Descanso 1	8031641	0031641 - Voting Pct 31641		126
0030365 Bakersfield 365	8030321	0030321 - Voting Pct 30321		6	0031642 Descanso 2	8031642	0031642 - Voting Pct 31642		130
0030366 Bakersfield 366	*	7022001 - Mailed Pct 22001	Yes	83	0031665 Douglas	*	7031665 - Mailed Pct 31665	Yes	5
0030367 Bakersfield 367	8030367	0030367 - Voting Pct 30367		6	0031705 East	*	7012757 - Mailed Pct 12757	Yes	36
0030368 Bakersfield 368	8030367	0030367 - Voting Pct 30367		6	0031740 Fairhaven 1	*	7031740 - Mailed Pct 31740	Yes	5
0030369 Bakersfield 369	*	7030303 - Mailed Pct 30303	Yes	117	0031741 Fairhaven 2	*	7030330 - Mailed Pct 30330	Yes	3
0030370 Bakersfield 370	8030370	0030370 - Voting Pct 30370		124	0031743 Fairhaven 3	*	7030330 - Mailed Pct 30330	Yes	3
0030371 Bakersfield 371	*	7030371 - Mailed Pct 30371	Yes	124	0031772 Fernwood	8031772	0031772 - Voting Pct 31772		3
0030372 Bakersfield 372	*	7030372 - Mailed Pct 30372	Yes	4	0031840 Fruitvale 1	*	7031740 - Mailed Pct 31740	Yes	5

Regular Precinct	VBM Pct	Voting Precinct	MB?	Bal Type	Regular Precinct	VBM Pct	Voting Precinct	MB?	Bal Type
0031841 Fruitvale 2	*	7031740 - Mailed Pct 31740	Yes	5	0032531 Mc Curdy 1	8032531	0032531 - Voting Pct 32531		135
0031935 Gunden	8031935	0031935 - Voting Pct 31935		124	0032532 Mc Curdy 2	8032532	0032532 - Voting Pct 32532		135
0031939 Hart	*	7030303 - Mailed Pct 30303	Yes	117	0032533 Mc Curdy 3	*	7032386 - Mailed Pct 32386	Yes	135
0031950 Highland	8031950	0031950 - Voting Pct 31950		5	0032534 Mc Curdy 4	8032531	0032531 - Voting Pct 32531		135
0031953 Hill 1	8031953	0031953 - Voting Pct 31953		131	0032632 Niles	*	7031178 - Mailed Pct 31178	Yes	126
0031954 Hill 2	8031953	0031953 - Voting Pct 31953		131	0032640 Norris 1	8032640	0032640 - Voting Pct 32640		4
0031955 Hill 3	8031953	0031953 - Voting Pct 31953		131	0032641 Norris 8	8032640	0032640 - Voting Pct 32640		4
0031956 Hillburn 1	8031953	0031953 - Voting Pct 31953		131	0032652 Norris 3	8032652	0032652 - Voting Pct 32652		4
0031958 Hillburn 2	8031953	0031953 - Voting Pct 31953		131	0032654 Norris 4	8032652	0032652 - Voting Pct 32652		4
0031959 Hillburn 3	8031953	0031953 - Voting Pct 31953		131	0032655 Norris 5	8032640	0032640 - Voting Pct 32640		4
0031960 Hillcrest 1	8031960	0031960 - Voting Pct 31960		132	0032721 Oildale 1	8030170	0030170 - Voting Pct 30170		5
0031962 Hillcrest 2	8031960	0031960 - Voting Pct 31960		132	0032722 Oildale 2	8032441	0032441 - Voting Pct 32441		5
0031963 Hillcrest 3	8031960	0031960 - Voting Pct 31960		132	0032731 Olive 1	8032731	0032731 - Voting Pct 32731		3
0031964 Hillcrest 4	8031960	0031960 - Voting Pct 31960		132	0032732 Olive 2	8032732	0032732 - Voting Pct 32732		3
0032170 La Cresta 1	8032170	0032170 - Voting Pct 32170		5	0032733 Olive 3	8032732	0032732 - Voting Pct 32732		3
0032172 La Cresta 2	*	7030303 - Mailed Pct 30303	Yes	117	0032734 Olive 4	*	7030330 - Mailed Pct 30330	Yes	3
0032213 Langley 1	*	7032213 - Mailed Pct 32213	Yes	5	0032735 Olive 5	*	7030330 - Mailed Pct 30330	Yes	3
0032214 Langley 2	8032214	0032214 - Voting Pct 32214		5	0032736 Olive 6	8032731	0032731 - Voting Pct 32731		3
0032236 Lime 1	*	7013369 - Mailed Pct 13369	Yes	47	0032737 Olive 7	*	7012010 - Mailed Pct 12010	Yes	3
0032237 Lime 2	*	7010085 - Mailed Pct 10085	Yes	6	0032738 Olive 8	*	7012010 - Mailed Pct 12010	Yes	3
0032238 Lime 3	*	7013369 - Mailed Pct 13369	Yes	47	0032739 Olive 9	*	7012010 - Mailed Pct 12010	Yes	3
0032239 Lime 4	*	7032239 - Mailed Pct 32239	Yes	133	0032740 Olive 10	*	7030083 - Mailed Pct 30083	Yes	3
0032240 Lincoln	8032240	0032240 - Voting Pct 32240		3	0032741 Olive 11	*	7030330 - Mailed Pct 30330	Yes	3
0032253 Lodge	*	7032253 - Mailed Pct 32253	Yes	129	0032742 Olive 12	8032732	0032732 - Voting Pct 32732		3
0032255 Loop	*	7031665 - Mailed Pct 31665	Yes	5	0032750 Orange 1	8032750	0032750 - Voting Pct 32750		36
0032290 Magunden 1	8031478	0031478 - Voting Pct 31478		129	0032751 Orange 2	8032751	0032751 - Voting Pct 32751		36
0032300 Magunden 2	8031960	0031960 - Voting Pct 31960		132	0032752 Orange 3	*	7032752 - Mailed Pct 32752	Yes	138
0032310 Magunden 3	8032310	0032310 - Voting Pct 32310		129	0032754 Orange 4	*	7011135 - Mailed Pct 11135	Yes	8
0032320 Magunden 4	*	7013369 - Mailed Pct 13369	Yes	47	0032755 Orange 5	*	7011135 - Mailed Pct 11135	Yes	8
0032330 Magunden 5	8032330	0032330 - Voting Pct 32330		119	0032762 Orange 12	8032762	0032762 - Voting Pct 32762		138
0032340 Magunden 6	8032340	0032340 - Voting Pct 32340		123	0032763 Orange 13	8032762	0032762 - Voting Pct 32762		138
0032350 Magunden 7	8031935	0031935 - Voting Pct 31935		124	0032765 Orange 15	8032750	0032750 - Voting Pct 32750		36
0032360 Magunden 8	8032360	0032360 - Voting Pct 32360		134	0032831 Petrol 1	*	7030083 - Mailed Pct 30083	Yes	3
0032370 Magunden 9	8032370	0032370 - Voting Pct 32370		134	0032832 Petrol 2	*	7012010 - Mailed Pct 12010	Yes	3
0032380 Magunden 10	8032380	0032380 - Voting Pct 32380		47	0032833 Petrol 3	*	7030083 - Mailed Pct 30083	Yes	3
0032381 Magunden 11	*	7032381 - Mailed Pct 32381	Yes	124	0032835 Petrol 5	*	7030083 - Mailed Pct 30083	Yes	3
0032383 Magunden 13	8032360	0032360 - Voting Pct 32360		134	0032836 Petrol 6	*	7012010 - Mailed Pct 12010	Yes	3
0032386 Magunden 16	*	7032386 - Mailed Pct 32386	Yes	135	0032837 Petrol 7	*	7012010 - Mailed Pct 12010	Yes	3
0032387 Magunden 17	*	7032387 - Mailed Pct 32387	Yes	136	0032838 Petrol 8	*	7012010 - Mailed Pct 12010	Yes	3
0032388 Magunden 18	*	7032387 - Mailed Pct 32387	Yes	136	0032839 Petrol 9	*	7030083 - Mailed Pct 30083	Yes	3
0032441 Minner 1	8032441	0032441 - Voting Pct 32441		5	0032997 Riverview 1	*	7030330 - Mailed Pct 30330	Yes	3
0032442 Minner 2	*	7031665 - Mailed Pct 31665	Yes	5	0032998 Riverview 2	*	7030330 - Mailed Pct 30330	Yes	3
0032493 Morning	*	7032493 - Mailed Pct 32493	Yes	137	0032999 Riverview 3	*	7030330 - Mailed Pct 30330	Yes	3
0032527 Mc Cray	8030040	0030040 - Voting Pct 30040		5	0033000 Riverview 4	*	7030357 - Mailed Pct 30357	Yes	104

Regular Precinct	VBM Pct	Voting Precinct	MB?	Bal Type	Regular Precinct	VBM Pct	Voting Precinct	MB?	Bal Type
0033001 Riverview 5	*	7030330 - Mailed Pct 30330	Yes	3	0035621 Bakersfield 621	*	7010225 - Mailed Pct 10225	Yes	5
0033002 Riverview 6	*	7030330 - Mailed Pct 30330	Yes	3	0035622 Bakersfield 622	*	7020175 - Mailed Pct 20175	Yes	5
0033003 Riverview 7	*	7030330 - Mailed Pct 30330	Yes	3	0035623 Bakersfield 623	*	7020175 - Mailed Pct 20175	Yes	5
0033040 Rosedale 1	8033040	0033040 - Voting Pct 33040		39	0035624 Bakersfield 624	8035624	0035624 - Voting Pct 35624		125
0033042 Rosedale 2	8033042	0033042 - Voting Pct 33042		39	0035626 Bakersfield 626	*	7013369 - Mailed Pct 13369	Yes	47
0033045 Rosedale 5	8033040	0033040 - Voting Pct 33040		39	0035627 Bakersfield 627	*	7010229 - Mailed Pct 10229	Yes	6
0033046 Rosedale 6	8033042	0033042 - Voting Pct 33042		39	0035628 Bakersfield 628	8035628	0035628 - Voting Pct 35628		5
0033150 Skyline 1	8033150	0033150 - Voting Pct 33150		5	0035629 Bakersfield 629	8035629	0035629 - Voting Pct 35629		5
0033160 Skyline 2	8032170	0032170 - Voting Pct 32170		5	0035631 Bakersfield 631	8035631	0035631 - Voting Pct 35631		5
0033161 Skyline 3	8033161	0033161 - Voting Pct 33161		118	0035632 Bakersfield 632	8035632	0035632 - Voting Pct 35632		39
0033209 Standard 1	*	7031665 - Mailed Pct 31665	Yes	5	0035633 Bakersfield 633	8035633	0035633 - Voting Pct 35633		39
0033210 Standard 2	*	7033210 - Mailed Pct 33210	Yes	5	0035634 Bakersfield 634	8035632	0035632 - Voting Pct 35632		39
0033221 Sterling 1	*	7031212 - Mailed Pct 31212	Yes	128	0035635 Bakersfield 635	8035635	0035635 - Voting Pct 35635		125
0033222 Sterling 2	8033222	0033222 - Voting Pct 33222		127	0035636 Bakersfield 636	8030399	0030399 - Voting Pct 30399		121
0033223 Sterling 3	*	7033223 - Mailed Pct 33223	Yes	128	0035639 Bakersfield 639	*	7035639 - Mailed Pct 35639	Yes	4
0033224 Sterling 4	8033222	0033222 - Voting Pct 33222		127	0035640 Bakersfield 640	8035640	0035640 - Voting Pct 35640		39
0033225 Sterling 5	*	7031211 - Mailed Pct 31211	Yes	127	0035641 Bakersfield 641	8030352	0030352 - Voting Pct 30352		85
0033226 Sterling 6	*	7033226 - Mailed Pct 33226	Yes	128	0035642 Bakersfield 642	*	7022001 - Mailed Pct 22001	Yes	83
0033227 Sterling 7	*	7031211 - Mailed Pct 31211	Yes	127	0035643 Bakersfield 643	*	7022001 - Mailed Pct 22001	Yes	83
0033231 Sterling 11	*	7031211 - Mailed Pct 31211	Yes	127	0035644 Bakersfield 644	*	7030303 - Mailed Pct 30303	Yes	117
0033232 Sterling 12	*	7031211 - Mailed Pct 31211	Yes	127	0035645 Bakersfield 645	8030390	0030390 - Voting Pct 30390		3
0033233 Sterling 13	*	7033223 - Mailed Pct 33223	Yes	128	0035646 Bakersfield 646	8035628	0035628 - Voting Pct 35628		5
0033365 Tangerine 1	*	7012757 - Mailed Pct 12757	Yes	36	0035647 Bakersfield 647	*	7022001 - Mailed Pct 22001	Yes	83
0033368 Tangerine 4	*	7032239 - Mailed Pct 32239	Yes	133	0035649 Bakersfield 649	*	7030344 - Mailed Pct 30344	Yes	121
0033370 Tangerine 6	*	7032752 - Mailed Pct 32752	Yes	138	0035650 Bakersfield 650	8030314	0030314 - Voting Pct 30314		6
0033371 Tangerine 7	*	7032239 - Mailed Pct 32239	Yes	133	0035651 Bakersfield 651	8030338	0030338 - Voting Pct 30338		119
0033372 Tangerine 8	*	7011135 - Mailed Pct 11135	Yes	8	0035652 Bakersfield 652	*	7022013 - Mailed Pct 22013	Yes	87
0033373 Tangerine 9	*	7032239 - Mailed Pct 32239	Yes	133	0035653 Bakersfield 653	*	7030331 - Mailed Pct 30331	Yes	116
0033390 Teakwood 1	8031772	0031772 - Voting Pct 31772		3	0035654 Bakersfield 654	*	7010229 - Mailed Pct 10229	Yes	6
0033391 Teakwood 2	8031772	0031772 - Voting Pct 31772		3	0035657 Bakersfield 657	*	7020175 - Mailed Pct 20175	Yes	5
0033392 Teakwood 3	*	7030330 - Mailed Pct 30330	Yes	3	0035658 Bakersfield 658	8035658	0035658 - Voting Pct 35658		5
0033393 Teakwood 4	8031772	0031772 - Voting Pct 31772		3	0035659 Bakersfield 659	8035658	0035658 - Voting Pct 35658		5
0033394 Teakwood 5	*	7030330 - Mailed Pct 30330	Yes	3	0035660 Bakersfield 660	8035601	0035601 - Voting Pct 35601		5
0033491 Virginia 1	*	7033491 - Mailed Pct 33491	Yes	139	0035661 Bakersfield 661	8035661	0035661 - Voting Pct 35661		5
0033492 Virginia 2	8033492	0033492 - Voting Pct 33492		130	0035662 Bakersfield 662	*	7035662 - Mailed Pct 35662	Yes	5
0033499 Warren 1	*	7033499 - Mailed Pct 33499	Yes	5	0035663 Bakersfield 663	*	7035663 - Mailed Pct 35663	Yes	39
0033500 Warren 2	*	7033499 - Mailed Pct 33499	Yes	5	0035664 Bakersfield 664	*	7013369 - Mailed Pct 13369	Yes	47
0033650 Woodrow	8032441	0032441 - Voting Pct 32441		5	0035665 Bakersfield 665	8030387	0030387 - Voting Pct 30387		5
0035600 Bakersfield 600	*	7035600 - Mailed Pct 35600	Yes	4	0035667 Bakersfield 667	*	7012757 - Mailed Pct 12757	Yes	36
0035601 Bakersfield 601	8035601	0035601 - Voting Pct 35601		5	0035668 Bakersfield 668	*	7035662 - Mailed Pct 35662	Yes	5
0035602 Bakersfield 602	8035602	0035602 - Voting Pct 35602		125	0035669 Bakersfield 669	8035604	0035604 - Voting Pct 35604		39
0035603 Bakersfield 603	8035603	0035603 - Voting Pct 35603		4	0035670 Bakersfield 670	*	7035670 - Mailed Pct 35670	Yes	122
0035604 Bakersfield 604	8035604	0035604 - Voting Pct 35604		39	0035671 Bakersfield 671	8035640	0035640 - Voting Pct 35640		39
0035618 Bakersfield 618	8030337	0030337 - Voting Pct 30337		123	0035672 Bakersfield 672	*	7035663 - Mailed Pct 35663	Yes	39

Regular Precinct	VBM Pct	Voting Precinct	MB?	Bal Type	Regular Precinct	VBM Pct	Voting Precinct	MB?	Bal Type
0035673 Bakersfield 673	*	7035663 - Mailed Pct 35663	Yes	39	0040425 Bakersfield 425	8040424	0040424 - Voting Pct 40424		60
0035674 Bakersfield 674	*	7035663 - Mailed Pct 35663	Yes	39	0040428 Bakersfield 428	8040428	0040428 - Voting Pct 40428		60
0035675 Bakersfield 675	8035675	0035675 - Voting Pct 35675		39	0040429 Bakersfield 429	8040429	0040429 - Voting Pct 40429		147
0035676 Bakersfield 676	*	7035676 - Mailed Pct 35676	Yes	140	0040430 Bakersfield 430	8040430	0040430 - Voting Pct 40430		39
0035677 Bakersfield 677	8035677	0035677 - Voting Pct 35677		141	0040432 Bakersfield 432	8040432	0040432 - Voting Pct 40432		39
0035678 Bakersfield 678	*	7010229 - Mailed Pct 10229	Yes	6	0040433 Bakersfield 433	8040433	0040433 - Voting Pct 40433		39
0035679 Bakersfield 679	*	7030344 - Mailed Pct 30344	Yes	121	0040434 Bakersfield 434	8040432	0040432 - Voting Pct 40432		39
0035680 Bakersfield 680	8030338	0030338 - Voting Pct 30338		119	0040435 Bakersfield 435	8040435	0040435 - Voting Pct 40435		39
0035681 Bakersfield 681	*	7035663 - Mailed Pct 35663	Yes	39	0040436 Bakersfield 436	8040436	0040436 - Voting Pct 40436		147
0035682 Bakersfield 682	*	7030343 - Mailed Pct 30343	Yes	120	0040437 Bakersfield 437	*	7040437 - Mailed Pct 40437	Yes	60
0035683 Bakersfield 683	*	7035683 - Mailed Pct 35683	Yes	85	0040438 Bakersfield 438	*	7040438 - Mailed Pct 40438	Yes	148
0035684 Bakersfield 684	*	7020175 - Mailed Pct 20175	Yes	5	0040439 Bakersfield 439	*	7040439 - Mailed Pct 40439	Yes	149
0035685 Bakersfield 685	*	7035685 - Mailed Pct 35685	Yes	89	0040440 Bakersfield 440	8040440	0040440 - Voting Pct 40440		89
0035686 Bakersfield 686	*	7010225 - Mailed Pct 10225	Yes	5	0040441 Bakersfield 441	8040441	0040441 - Voting Pct 40441		89
0035687 Bakersfield 687	*	7035687 - Mailed Pct 35687	Yes	142	0040442 Bakersfield 442	8040442	0040442 - Voting Pct 40442		89
0035688 Bakersfield 688	*	7030303 - Mailed Pct 30303	Yes	117	0040443 Bakersfield 443	8040443	0040443 - Voting Pct 40443		89
0035689 Bakersfield 689	*	7010229 - Mailed Pct 10229	Yes	6	0040444 Bakersfield 444	8040444	0040444 - Voting Pct 40444		60
0035690 Bakersfield 690	8030339	0030339 - Voting Pct 30339		119	0040445 Bakersfield 445	8040428	0040428 - Voting Pct 40428		60
0035691 Bakersfield 691	8035603	0035603 - Voting Pct 35603		4	0040446 Bakersfield 446	8040405	0040405 - Voting Pct 40405		89
0035692 Bakersfield 692	*	7035692 - Mailed Pct 35692	Yes	4	0040447 Bakersfield 447	8040447	0040447 - Voting Pct 40447		89
0035693 Bakersfield 693	*	7030330 - Mailed Pct 30330	Yes	3	0040448 Bakersfield 448	8040411	0040411 - Voting Pct 40411		60
0035694 Bakersfield 694	*	7030330 - Mailed Pct 30330	Yes	3	0040450 Bakersfield 450	8040419	0040419 - Voting Pct 40419		4
0035695 Bakersfield 695	8030393	0030393 - Voting Pct 30393		4	0040451 Bakersfield 451	8040405	0040405 - Voting Pct 40405		89
0035696 Bakersfield 696	8030386	0030386 - Voting Pct 30386		4	0040452 Bakersfield 452	8040415	0040415 - Voting Pct 40415		86
0035697 Bakersfield 697	8035675	0035675 - Voting Pct 35675		39	0040453 Bakersfield 453	8040415	0040415 - Voting Pct 40415		86
0040086 Allen	*	7013047 - Mailed Pct 13047	Yes	39	0040454 Bakersfield 454	8040454	0040454 - Voting Pct 40454		89
0040140 Annette	*	7040140 - Mailed Pct 40140	Yes	143	0040455 Bakersfield 455	8040455	0040455 - Voting Pct 40455		39
0040141 Antecline	*	7040141 - Mailed Pct 40141	Yes	144	0040458 Bakersfield 458	8040406	0040406 - Voting Pct 40406		89
0040142 Antelope	*	7040142 - Mailed Pct 40142	Yes	145	0040459 Bakersfield 459	8040455	0040455 - Voting Pct 40455		39
0040144 Aqueduct	*	7040144 - Mailed Pct 40144	Yes	146	0040460 Bakersfield 460	8040460	0040460 - Voting Pct 40460		39
0040401 Bakersfield 401	8040401	0040401 - Voting Pct 40401		86	0040461 Bakersfield 461	8040461	0040461 - Voting Pct 40461		89
0040405 Bakersfield 405	8040405	0040405 - Voting Pct 40405		89	0040462 Bakersfield 462	8040462	0040462 - Voting Pct 40462		122
0040406 Bakersfield 406	8040406	0040406 - Voting Pct 40406		89	0040463 Bakersfield 463	8040463	0040463 - Voting Pct 40463		89
0040407 Bakersfield 407	8040407	0040407 - Voting Pct 40407		86	0040464 Bakersfield 464	8040464	0040464 - Voting Pct 40464		89
0040409 Bakersfield 409	8040409	0040409 - Voting Pct 40409		125	0040465 Bakersfield 465	8040430	0040430 - Voting Pct 40430		39
0040411 Bakersfield 411	8040411	0040411 - Voting Pct 40411		60	0040466 Bakersfield 466	8040466	0040466 - Voting Pct 40466		39
0040413 Bakersfield 413	*	7040413 - Mailed Pct 40413	Yes	147	0040467 Bakersfield 467	*	7015131 - Mailed Pct 15131	Yes	39
0040414 Bakersfield 414	8040414	0040414 - Voting Pct 40414		60	0040468 Bakersfield 468	*	7035685 - Mailed Pct 35685	Yes	89
0040415 Bakersfield 415	8040415	0040415 - Voting Pct 40415		86	0040469 Bakersfield 469	8040469	0040469 - Voting Pct 40469		89
0040419 Bakersfield 419	8040419	0040419 - Voting Pct 40419		4	0040470 Bakersfield 470	8040470	0040470 - Voting Pct 40470		89
0040420 Bakersfield 420	*	7035685 - Mailed Pct 35685	Yes	89	0040471 Bakersfield 471 - P	8040471	0040471 - Voting Pct 40471		150
0040421 Bakersfield 421	8040421	0040421 - Voting Pct 40421		89	0040472 Bakersfield 472 - P	*	7040472 - Mailed Pct 40472	Yes	88
0040422 Bakersfield 422	8040414	0040414 - Voting Pct 40414		60	0040475 Bakersfield 475	8040475	0040475 - Voting Pct 40475		89
0040424 Bakersfield 424	8040424	0040424 - Voting Pct 40424		60	0040477 Bakersfield 477	8040440	0040440 - Voting Pct 40440		89

Regular Precinct	VBM Pct	Voting Precinct	MB?	Bal Type	Regular Precinct	VBM Pct	Voting Precinct	MB?	Bal Type
0040478 Bakersfield 478	*	7040478 - Mailed Pct 40478	Yes	150	0041251 Buttonwillow 3	*	7041241 - Mailed Pct 41241	Yes	9
0040479 Bakersfield 479 - P	*	7022015 - Mailed Pct 22015	Yes	88	0041252 Buttonwillow 4	*	7041241 - Mailed Pct 41241	Yes	9
0040480 Bakersfield 480	8040480	0040480 - Voting Pct 40480		89	0041255 Buttonwillow 5	*	7041241 - Mailed Pct 41241	Yes	9
0040481 Bakersfield 481	*	7022015 - Mailed Pct 22015	Yes	88	0041256 Buttonwillow 6	*	7041241 - Mailed Pct 41241	Yes	9
0040482 Bakersfield 482	*	7040478 - Mailed Pct 40478	Yes	150	0041305 Canfield 5	*	7021301 - Mailed Pct 21301	Yes	63
0040484 Bakersfield 484	*	7040437 - Mailed Pct 40437	Yes	60	0041306 Canfield 6	*	7021477 - Mailed Pct 21477	Yes	9
0040485 Bakersfield 485	*	7040437 - Mailed Pct 40437	Yes	60	0041320 Castac 1	*	7022234 - Mailed Pct 22234	Yes	93
0040486 Bakersfield 486	*	7040437 - Mailed Pct 40437	Yes	60	0041321 Castac 2	*	7022234 - Mailed Pct 22234	Yes	93
0040489 Bakersfield 489	8040480	0040480 - Voting Pct 40480		89	0041322 Castac 3	*	7022234 - Mailed Pct 22234	Yes	93
0040490 Bakersfield 490	*	7040439 - Mailed Pct 40439	Yes	149	0041388 Chevalier 2	*	7021527 - Mailed Pct 21527	Yes	75
0040492 Bakersfield 492	*	7040492 - Mailed Pct 40492	Yes	122	0041475 Coles Levee 1	*	7021477 - Mailed Pct 21477	Yes	9
0040494 Bakersfield 494	8040494	0040494 - Voting Pct 40494		89	0041476 Coles Levee 2	*	7041476 - Mailed Pct 41476	Yes	63
0040495 Bakersfield 495	8040495	0040495 - Voting Pct 40495		122	0041477 Coles Levee 4	*	7041476 - Mailed Pct 41476	Yes	63
0040496 Bakersfield 496	8040496	0040496 - Voting Pct 40496		147	0041478 Coles Levee 5	*	7041476 - Mailed Pct 41476	Yes	63
0040497 Bakersfield 497	8040497	0040497 - Voting Pct 40497		89	0041480 Colony 1	*	7011290 - Mailed Pct 11290	Yes	13
0040498 Bakersfield 498	8040496	0040496 - Voting Pct 40496		147	0041482 Colony 2	*	7011290 - Mailed Pct 11290	Yes	13
0040499 Bakersfield 499	*	7040438 - Mailed Pct 40438	Yes	148	0041483 Colony 3	*	7011290 - Mailed Pct 11290	Yes	13
0041139 Bear Creek 1	*	7041139 - Mailed Pct 41139	Yes	151	0041484 Colony 4	*	7011290 - Mailed Pct 11290	Yes	13
0041140 Bear Creek 2	*	7041139 - Mailed Pct 41139	Yes	151	0041485 Colony 5	*	7011290 - Mailed Pct 11290	Yes	13
0041141 Bear Creek 3	*	7041139 - Mailed Pct 41139	Yes	151	0041487 Colony 7	*	7011290 - Mailed Pct 11290	Yes	13
0041142 Bear Creek 4	*	7041139 - Mailed Pct 41139	Yes	151	0041489 Colony 9	*	7011290 - Mailed Pct 11290	Yes	13
0041143 Bear Creek 5	*	7041143 - Mailed Pct 41143	Yes	152	0041490 Colony 10	*	7011290 - Mailed Pct 11290	Yes	13
0041149 Bears Den 1	*	7041149 - Mailed Pct 41149	Yes	153	0041491 Colony 11	*	7011290 - Mailed Pct 11290	Yes	13
0041150 Bears Den 2	*	7041149 - Mailed Pct 41149	Yes	153	0041495 Condor 1	*	7041495 - Mailed Pct 41495	Yes	155
0041151 Bears Den 3	*	7041149 - Mailed Pct 41149	Yes	153	0041496 Condor 2	*	7041496 - Mailed Pct 41496	Yes	156
0041152 Bears Den 4	*	7041149 - Mailed Pct 41149	Yes	153	0041497 Condor 3	*	7041496 - Mailed Pct 41496	Yes	156
0041159 Belridge 1	*	7040142 - Mailed Pct 40142	Yes	145	0041500 Conner 1	*	7022793 - Mailed Pct 22793	Yes	9
0041160 Belridge 2	*	7041160 - Mailed Pct 41160	Yes	154	0041502 Conner 2	*	7022793 - Mailed Pct 22793	Yes	9
0041183 Bitterwater	*	7040140 - Mailed Pct 40140	Yes	143	0041504 Corcoran	*	7040140 - Mailed Pct 40140	Yes	143
0041184 Blankenship 1	*	7011290 - Mailed Pct 11290	Yes	13	0041505 Course	*	7041505 - Mailed Pct 41505	Yes	157
0041185 Blankenship 2	*	7011290 - Mailed Pct 11290	Yes	13	0041506 Coyote	*	7040142 - Mailed Pct 40142	Yes	145
0041186 Blankenship 3	*	7011290 - Mailed Pct 11290	Yes	13	0041507 Crocker	*	7041507 - Mailed Pct 41507	Yes	158
0041187 Blankenship 4	*	7011290 - Mailed Pct 11290	Yes	13	0041526 Cymric 1	*	7021301 - Mailed Pct 21301	Yes	63
0041240 Buttonwillow 1	8041240	0041240 - Voting Pct 41240		9	0041527 Cymric 2	*	7041505 - Mailed Pct 41505	Yes	157
0041241 Buttonwillow 10	*	7041241 - Mailed Pct 41241	Yes	9	0041528 Dairy	*	7041241 - Mailed Pct 41241	Yes	9
0041242 Buttonwillow 11	*	7041241 - Mailed Pct 41241	Yes	9	0041529 Dale	*	7013047 - Mailed Pct 13047	Yes	39
0041243 Buttonwillow 12	*	7041241 - Mailed Pct 41241	Yes	9	0041623 Delfern	*	7041623 - Mailed Pct 41623	Yes	9
0041244 Buttonwillow 13	*	7041241 - Mailed Pct 41241	Yes	9	0041624 Delfino	*	7041623 - Mailed Pct 41623	Yes	9
0041245 Buttonwillow 14	*	7041241 - Mailed Pct 41241	Yes	9	0041665 Derrick	*	7041665 - Mailed Pct 41665	Yes	159
0041246 Buttonwillow 15	*	7041241 - Mailed Pct 41241	Yes	9	0041670 Devils Den	*	7040140 - Mailed Pct 40140	Yes	143
0041247 Buttonwillow 7	*	7041241 - Mailed Pct 41241	Yes	9	0041720 Enos	*	7011915 - Mailed Pct 11915	Yes	28
0041248 Buttonwillow 8	*	7041241 - Mailed Pct 41241	Yes	9	0041768 Fell	*	7041160 - Mailed Pct 41160	Yes	154
0041249 Buttonwillow 9	*	7041241 - Mailed Pct 41241	Yes	9	0041769 Fellows 1	*	7041769 - Mailed Pct 41769	Yes	160
0041250 Buttonwillow 2	*	7041241 - Mailed Pct 41241	Yes	9	0041770 Fellows 2	*	7041507 - Mailed Pct 41507	Yes	158

Regular Precinct	VBM Pct	Voting Precinct	MB?	Bal Type	Regular Precinct	VBM Pct	Voting Precinct	MB?	Bal Type
0041771 Fern	*	7021301 - Mailed Pct 21301	Yes	63	0042161 Kerto	*	7041665 - Mailed Pct 41665	Yes	159
0041773 Field 3	*	7021301 - Mailed Pct 21301	Yes	63	0042162 Kit	*	7041815 - Mailed Pct 41815	Yes	162
0041778 Fog	*	7041778 - Mailed Pct 41778	Yes	161	0042179 Lake Station	*	7041160 - Mailed Pct 41160	Yes	154
0041780 Ford 1	8041780	0041780 - Voting Pct 41780		153	0042218 Lebec 4	8042218	0042218 - Voting Pct 42218		156
0041790 Ford 2	8041780	0041780 - Voting Pct 41780		153	0042219 Lebec 5	8042218	0042218 - Voting Pct 42218		156
0041800 Ford 3	8041780	0041780 - Voting Pct 41780		153	0042220 Lebec 1	8042218	0042218 - Voting Pct 42218		156
0041810 Ford 4	8041780	0041780 - Voting Pct 41780		153	0042221 Lebec 2	*	7041496 - Mailed Pct 41496	Yes	156
0041811 Ford 5	*	7041160 - Mailed Pct 41160	Yes	154	0042222 Lebec 6	*	7041496 - Mailed Pct 41496	Yes	156
0041812 Ford 6	*	7041476 - Mailed Pct 41476	Yes	63	0042223 Lebec 3	*	7042223 - Mailed Pct 42223	Yes	164
0041813 Ford 7	*	7041476 - Mailed Pct 41476	Yes	63	0042224 Lebec 7	*	7041496 - Mailed Pct 41496	Yes	156
0041814 Ford 8	*	7041160 - Mailed Pct 41160	Yes	154	0042225 Lebec 8	*	7041496 - Mailed Pct 41496	Yes	156
0041815 Fox	*	7041815 - Mailed Pct 41815	Yes	162	0042261 Lost Hills 1	8042261	0042261 - Voting Pct 42261		143
0041820 Frazier 1	8041820	0041820 - Voting Pct 41820		163	0042262 Lost Hills 2	*	7040140 - Mailed Pct 40140	Yes	143
0041821 Frazier 2	8041820	0041820 - Voting Pct 41820		163	0042263 Lost Hills 3	*	7040140 - Mailed Pct 40140	Yes	143
0041845 Gale 1	*	7041496 - Mailed Pct 41496	Yes	156	0042264 Lost Hills 4	*	7040140 - Mailed Pct 40140	Yes	143
0041846 Gale 2	*	7041496 - Mailed Pct 41496	Yes	156	0042265 Lost Hills 5	*	7042265 - Mailed Pct 42265	Yes	143
0041851 Garden 1	*	7012992 - Mailed Pct 12992	Yes	14	0042266 Lost Hills 6	*	7042265 - Mailed Pct 42265	Yes	143
0041852 Garden 2	*	7011202 - Mailed Pct 11202	Yes	14	0042267 Lost Hills 7	*	7042265 - Mailed Pct 42265	Yes	143
0041853 Garden 3	*	7012992 - Mailed Pct 12992	Yes	14	0042268 Lost Hills 8	*	7042265 - Mailed Pct 42265	Yes	143
0041858 Garden 8	*	7011202 - Mailed Pct 11202	Yes	14	0042269 Lost Hills 9	*	7042265 - Mailed Pct 42265	Yes	143
0041859 Garden 9	*	7011202 - Mailed Pct 11202	Yes	14	0042270 Lost Hills 10	*	7042265 - Mailed Pct 42265	Yes	143
0041875 Garwood 1	*	7011171 - Mailed Pct 11171	Yes	11	0042278 Madera 2	*	7012277 - Mailed Pct 12277	Yes	34
0041876 Garwood 2	*	7011171 - Mailed Pct 11171	Yes	11	0042279 Madera 3	*	7012277 - Mailed Pct 12277	Yes	34
0041908 Grapevine 1	*	7023590 - Mailed Pct 23590	Yes	109	0042285 Mag 1	*	7042265 - Mailed Pct 42265	Yes	143
0041909 Grapevine 2	*	7041496 - Mailed Pct 41496	Yes	156	0042286 Mag 2	*	7011171 - Mailed Pct 11171	Yes	11
0041910 Greeley 1	8041910	0041910 - Voting Pct 41910		28	0042287 Mag 3	*	7042265 - Mailed Pct 42265	Yes	143
0041911 Greeley 2	8041910	0041910 - Voting Pct 41910		28	0042288 Magnolia 1	*	7042265 - Mailed Pct 42265	Yes	143
0041913 Greeley 3	8041913	0041913 - Voting Pct 41913		39	0042289 Magnolia 2	*	7042265 - Mailed Pct 42265	Yes	143
0041914 Greeley 4	*	7041914 - Mailed Pct 41914	Yes	39	0042290 Magnolia 3	*	7042265 - Mailed Pct 42265	Yes	143
0041915 Greeley 5	8041915	0041915 - Voting Pct 41915		149	0042386 Main	*	7042265 - Mailed Pct 42265	Yes	143
0041930 Griffith 1	*	7041930 - Mailed Pct 41930	Yes	13	0042389 Maple 1	*	7012277 - Mailed Pct 12277	Yes	34
0041931 Griffith 2	*	7041930 - Mailed Pct 41930	Yes	13	0042390 Maricopa	8042390	0042390 - Voting Pct 42390		165
0041932 Gun	*	7041930 - Mailed Pct 41930	Yes	13	0042391 Maple 2	*	7012277 - Mailed Pct 12277	Yes	34
0041933 Gun Club 1	*	7012277 - Mailed Pct 12277	Yes	34	0042427 Mettler 1	*	7042427 - Mailed Pct 42427	Yes	166
0041934 Gun Club 2	*	7012277 - Mailed Pct 12277	Yes	34	0042428 Mettler 2	*	7042427 - Mailed Pct 42427	Yes	166
0041936 Gusher	*	7041160 - Mailed Pct 41160	Yes	154	0042429 Mettler 3	*	7021138 - Mailed Pct 21138	Yes	67
0041960 Heath	8041915	0041915 - Voting Pct 41915		149	0042430 Mettler 4	*	7023590 - Mailed Pct 23590	Yes	109
0041967 Hinesley	*	7041914 - Mailed Pct 41914	Yes	39	0042431 Mettler 5	*	7011135 - Mailed Pct 11135	Yes	8
0042000 Jackson 1	*	7040140 - Mailed Pct 40140	Yes	143	0042432 Mettler 6	*	7041496 - Mailed Pct 41496	Yes	156
0042002 Jackson 2	*	7040140 - Mailed Pct 40140	Yes	143	0042433 Mettler 7	*	7021138 - Mailed Pct 21138	Yes	67
0042003 Jackson 3	*	7041930 - Mailed Pct 41930	Yes	13	0042434 Mettler 8	*	7041496 - Mailed Pct 41496	Yes	156
0042004 Jackson 4	*	7041930 - Mailed Pct 41930	Yes	13	0042435 Milan	*	7041623 - Mailed Pct 41623	Yes	9
0042058 Kecks 1	*	7040140 - Mailed Pct 40140	Yes	143	0042436 Millux	*	7021477 - Mailed Pct 21477	Yes	9
0042059 Kecks 2	*	7040140 - Mailed Pct 40140	Yes	143	0042438 Mini 1	*	7021138 - Mailed Pct 21138	Yes	67

Regular Precinct	VBM Pct	Voting Precinct	MB?	Bal Type	Regular Precinct	VBM Pct	Voting Precinct	MB?	Bal Type
0042439 Mini 2	*	7021138 - Mailed Pct 21138	Yes	67	0042827 Pentland	*	7041665 - Mailed Pct 41665	Yes	159
0042440 Mini 3	*	7021138 - Mailed Pct 21138	Yes	67	0042842 Pine Mountain 1	8042842	0042842 - Voting Pct 42842		156
0042441 Mini 4	*	7042441 - Mailed Pct 42441	Yes	166	0042843 Pine Mountain 2	8042842	0042842 - Voting Pct 42842		156
0042442 Mini 5	*	7042441 - Mailed Pct 42441	Yes	166	0042845 Pinion Pines	8042845	0042845 - Voting Pct 42845		156
0042443 Mini 6	*	7042427 - Mailed Pct 42427	Yes	166	0042846 Pinion Pines 2	8042845	0042845 - Voting Pct 42845		156
0042444 Mini 7	*	7042427 - Mailed Pct 42427	Yes	166	0042858 Preserve 1	*	7041815 - Mailed Pct 41815	Yes	162
0042445 Mini 8	*	7042441 - Mailed Pct 42441	Yes	166	0042859 Preserve 2	*	7041815 - Mailed Pct 41815	Yes	162
0042446 Mini 9	*	7042427 - Mailed Pct 42427	Yes	166	0042860 Preserve 3	*	7040142 - Mailed Pct 40142	Yes	145
0042447 Mocal	*	7041769 - Mailed Pct 41769	Yes	160	0042861 Prospect	*	7041930 - Mailed Pct 41930	Yes	13
0042500 Morris	*	7041815 - Mailed Pct 41815	Yes	162	0042862 Pup	*	7041160 - Mailed Pct 41160	Yes	154
0042510 Munzer 1	*	7041778 - Mailed Pct 41778	Yes	161	0042863 Purina	*	7041665 - Mailed Pct 41665	Yes	159
0042511 Munzer 2	*	7041778 - Mailed Pct 41778	Yes	161	0042870 Rancho 1	*	7022234 - Mailed Pct 22234	Yes	93
0042512 Munzer 3	*	7041778 - Mailed Pct 41778	Yes	161	0042872 Rancho 2	*	7021138 - Mailed Pct 21138	Yes	67
0042513 Munzer 4	*	7041778 - Mailed Pct 41778	Yes	161	0042873 Rancho 3	*	7011135 - Mailed Pct 11135	Yes	8
0042514 Munzer 5	*	7040439 - Mailed Pct 40439	Yes	149	0042885 Range 1	*	7040142 - Mailed Pct 40142	Yes	145
0042515 Munzer 6	*	7040439 - Mailed Pct 40439	Yes	149	0042886 Range 2	*	7040142 - Mailed Pct 40142	Yes	145
0042516 Munzer 7	*	7041778 - Mailed Pct 41778	Yes	161	0042904 Reserve 1	*	7041507 - Mailed Pct 41507	Yes	158
0042517 Munzer 8 - P	*	7042517 - Mailed Pct 42517	Yes	148	0042905 Reserve 2	*	7041769 - Mailed Pct 41769	Yes	160
0042519 Munzer 10	*	7042517 - Mailed Pct 42517	Yes	148	0042906 Reward 1	*	7021301 - Mailed Pct 21301	Yes	63
0042521 Munzer 11	*	7042521 - Mailed Pct 42521	Yes	149	0042907 Reward 2	*	7041505 - Mailed Pct 41505	Yes	157
0042522 Munzer 12	*	7042521 - Mailed Pct 42521	Yes	149	0042908 Reward 3	*	7041623 - Mailed Pct 41623	Yes	9
0042525 Mc Combs	*	7042265 - Mailed Pct 42265	Yes	143	0042909 Reward 4	*	7041623 - Mailed Pct 41623	Yes	9
0042624 Mc Kittrick 1	*	7041143 - Mailed Pct 41143	Yes	152	0042910 Reward 5	*	7042910 - Mailed Pct 42910	Yes	168
0042625 Mc Kittrick 2	*	7041143 - Mailed Pct 41143	Yes	152	0042989 Rio 2	*	7011202 - Mailed Pct 11202	Yes	14
0042626 Mc Kittrick 3	*	7041139 - Mailed Pct 41139	Yes	151	0042991 Rio 3	*	7011202 - Mailed Pct 11202	Yes	14
0042627 Mc Kittrick 4	*	7041139 - Mailed Pct 41139	Yes	151	0042995 Rio 7	*	7011202 - Mailed Pct 11202	Yes	14
0042628 Mc Kittrick 5	*	7021301 - Mailed Pct 21301	Yes	63	0042998 Rio 8	*	7011202 - Mailed Pct 11202	Yes	14
0042630 Mc Nee 1	8042630	0042630 - Voting Pct 42630		153	0043041 Rosedale 141	8041913	0041913 - Voting Pct 41913		39
0042632 Mc Nee 2	*	7041160 - Mailed Pct 41160	Yes	154	0043043 Rosedale 3	8043043	0043043 - Voting Pct 43043		39
0042633 Mc Nee 3	*	7041149 - Mailed Pct 41149	Yes	153	0043044 Rosedale 4	*	7043044 - Mailed Pct 43044	Yes	39
0042637 Noriega	8041913	0041913 - Voting Pct 41913		39	0043047 Rosedale 7	*	7041914 - Mailed Pct 41914	Yes	39
0042723 Oilfield	*	7041505 - Mailed Pct 41505	Yes	157	0043048 Rosedale 8	8043048	0043048 - Voting Pct 43048		39
0042728 Olen	*	7041476 - Mailed Pct 41476	Yes	63	0043049 Rosedale 9	*	7015131 - Mailed Pct 15131	Yes	39
0042769 Padre	*	7041495 - Mailed Pct 41495	Yes	155	0043050 Rosedale 10	8043050	0043050 - Voting Pct 43050		39
0042780 Paloma 1	*	7041476 - Mailed Pct 41476	Yes	63	0043051 Rosedale 11	8043051	0043051 - Voting Pct 43051		147
0042782 Paloma 2	*	7041476 - Mailed Pct 41476	Yes	63	0043052 Rosedale 12	8043052	0043052 - Voting Pct 43052		39
0042783 Paloma 3	*	7042783 - Mailed Pct 42783	Yes	9	0043053 Rosedale 13	8043053	0043053 - Voting Pct 43053		39
0042784 Paloma 4	*	7042784 - Mailed Pct 42784	Yes	9	0043054 Rosedale 14	8043053	0043053 - Voting Pct 43053		39
0042785 Paloma 5	*	7042785 - Mailed Pct 42785	Yes	167	0043055 Rosedale 15	8043055	0043055 - Voting Pct 43055		147
0042786 Paloma 6	*	7021477 - Mailed Pct 21477	Yes	9	0043057 Rosedale 17	*	7011915 - Mailed Pct 11915	Yes	28
0042787 Paloma 7	*	7021138 - Mailed Pct 21138	Yes	67	0043058 Rosedale 18	*	7042521 - Mailed Pct 42521	Yes	149
0042788 Paloma 8	*	7042783 - Mailed Pct 42783	Yes	9	0043059 Rosedale 19	8043059	0043059 - Voting Pct 43059		39
0042789 Paloma 9	*	7042789 - Mailed Pct 42789	Yes	167	0043060 Rosedale 20	8043059	0043059 - Voting Pct 43059		39
0042790 Paloma 10	*	7042783 - Mailed Pct 42783	Yes	9	0043061 Rosedale 21	8043055	0043055 - Voting Pct 43055		147

Regular Precinct	VBM Pct	Voting Precinct	MB?	Bal Type	Regular Precinct	VBM Pct	Voting Precinct	MB?	Bal Type
0043062 Ross 1	*	7011202 - Mailed Pct 11202	Yes	14	0043550 Wasco 5	8043540	0043540 - Voting Pct 43540		172
0043063 Ross 2	*	7043063 - Mailed Pct 43063	Yes	169	0043560 Wasco 6	8043520	0043520 - Voting Pct 43520		13
0043064 Ross 3	*	7043063 - Mailed Pct 43063	Yes	169	0043561 Wasco 7	*	7043561 - Mailed Pct 43561	Yes	13
0043065 Rowlee 1	*	7041930 - Mailed Pct 41930	Yes	13	0043562 Wasco 8	*	7043561 - Mailed Pct 43561	Yes	13
0043066 Rowlee 2	*	7041930 - Mailed Pct 41930	Yes	13	0043563 Wasco 9	*	7043561 - Mailed Pct 43561	Yes	13
0043068 Ruby	*	7041623 - Mailed Pct 41623	Yes	9	0043564 Wasco 10	*	7043561 - Mailed Pct 43561	Yes	13
0043080 Sabodan	*	7042427 - Mailed Pct 42427	Yes	166	0043566 Wasco 11	*	7043561 - Mailed Pct 43561	Yes	13
0043086 Sandrini 1	*	7021527 - Mailed Pct 21527	Yes	75	0043567 Wasco 12	8043567	0043567 - Voting Pct 43567		173
0043087 Sandrini 2	*	7021387 - Mailed Pct 21387	Yes	75	0043568 Wasco 13	8043568	0043568 - Voting Pct 43568		48
0043088 Santos	*	7041139 - Mailed Pct 41139	Yes	151	0043570 Wasco 15	8043570	0043570 - Voting Pct 43570		172
0043101 Shafter 8	*	7043101 - Mailed Pct 43101	Yes	170	0043571 Wasco 16	*	7043561 - Mailed Pct 43561	Yes	13
0043147 Shellco	*	7042265 - Mailed Pct 42265	Yes	143	0043572 Wasco 17	8043572	0043572 - Voting Pct 43572		13
0043170 South Taft	8043170	0043170 - Voting Pct 43170		153	0043573 Wasco 18	8043568	0043568 - Voting Pct 43568		48
0043215 Station	*	7040144 - Mailed Pct 40144	Yes	146	0043574 Wasco 19	8043570	0043570 - Voting Pct 43570		172
0043290 Stockdale 2	8043290	0043290 - Voting Pct 43290		122	0043575 Wasco 20	*	7013569 - Mailed Pct 13569	Yes	48
0043295 Sullivan	*	7043295 - Mailed Pct 43295	Yes	14	0043576 Wasco 21	*	7043576 - Mailed Pct 43576	Yes	13
0043300 Sunset	*	7040144 - Mailed Pct 40144	Yes	146	0043577 Wasco 22	8043567	0043567 - Voting Pct 43567		173
0043310 Taft 1	8043310	0043310 - Voting Pct 43310		153	0043578 Wasco 23	*	7011290 - Mailed Pct 11290	Yes	13
0043320 Taft 2	8043320	0043320 - Voting Pct 43320		153	0043579 Wegis	8041915	0041915 - Voting Pct 41915		149
0043330 Taft 3	8043310	0043310 - Voting Pct 43310		153	0043581 Westdale 1	8043050	0043050 - Voting Pct 43050		39
0043340 Taft 4	8043340	0043340 - Voting Pct 43340		153	0043582 Westdale 2	8043043	0043043 - Voting Pct 43043		39
0043350 Taft 5	8043340	0043340 - Voting Pct 43340		153	0043585 Western	*	7040144 - Mailed Pct 40144	Yes	146
0043352 Taft 6	8043320	0043320 - Voting Pct 43320		153	0043626 Wildwood 1	*	7012277 - Mailed Pct 12277	Yes	34
0043360 Taft Heights	8043170	0043170 - Voting Pct 43170		153	0043627 Wildwood 2	*	7041930 - Mailed Pct 41930	Yes	13
0043439 Tejon	*	7042223 - Mailed Pct 42223	Yes	164	0043628 Wildwood 3	*	7041930 - Mailed Pct 41930	Yes	13
0043442 Tip	*	7041149 - Mailed Pct 41149	Yes	153	0043643 Wolf	*	7040142 - Mailed Pct 40142	Yes	145
0043456 Tule 1	*	7041778 - Mailed Pct 41778	Yes	161	0044100 Bakersfield 4100	8040441	0040441 - Voting Pct 40441		89
0043457 Tule 2	*	7021477 - Mailed Pct 21477	Yes	9	0044101 Bakersfield 4101	8040461	0040461 - Voting Pct 40461		89
0043458 Tule 3	*	7043458 - Mailed Pct 43458	Yes	171	0044102 Bakersfield 4102	8040462	0040462 - Voting Pct 40462		122
0043459 Tupman 1	*	7041160 - Mailed Pct 41160	Yes	154	0044103 Bakersfield 4103	8044103	0044103 - Voting Pct 44103		39
0043460 Tupman 2	*	7041149 - Mailed Pct 41149	Yes	153	0044104 Bakersfield 4104 - P	8044104	0044104 - Voting Pct 44104		89
0043461 Tupman 3	*	7041160 - Mailed Pct 41160	Yes	154	0044105 Bakersfield 4105 - P	8044105	0044105 - Voting Pct 44105		150
0043462 Tupman 4	*	7041160 - Mailed Pct 41160	Yes	154	0044106 Bakersfield 4106	8044106	0044106 - Voting Pct 44106		150
0043463 Twisselman	*	7042265 - Mailed Pct 42265	Yes	143	0044107 Bakersfield 4107	8044107	0044107 - Voting Pct 44107		89
0043477 Valpredo 1	*	7042427 - Mailed Pct 42427	Yes	166	0044108 Bakersfield 4108	8040495	0040495 - Voting Pct 40495		122
0043478 Valpredo 2	*	7042427 - Mailed Pct 42427	Yes	166	0044109 Bakersfield 4109	*	7040439 - Mailed Pct 40439	Yes	149
0043479 View	*	7021477 - Mailed Pct 21477	Yes	9	0044110 Bakersfield 4110	*	7015131 - Mailed Pct 15131	Yes	39
0043492 Vista 1	*	7041160 - Mailed Pct 41160	Yes	154	0044111 Bakersfield 4111	*	7040478 - Mailed Pct 40478	Yes	150
0043493 Vista 2	*	7041476 - Mailed Pct 41476	Yes	63	0044112 Bakersfield 4112	8044112	0044112 - Voting Pct 44112		4
0043494 Vista 3	*	7021301 - Mailed Pct 21301	Yes	63	0044113 Bakersfield 4113	8044113	0044113 - Voting Pct 44113		89
0043510 Wasco 1	8043510	0043510 - Voting Pct 43510		13	0044114 Bakersfield 4114	8040466	0040466 - Voting Pct 40466		39
0043520 Wasco 2	8043520	0043520 - Voting Pct 43520		13	0044115 Bakersfield 4115 - P	8040471	0040471 - Voting Pct 40471		150
0043530 Wasco 3	8043520	0043520 - Voting Pct 43520		13	0044116 Bakersfield 4116	*	7044116 - Mailed Pct 44116	Yes	39
0043540 Wasco 4	8043540	0043540 - Voting Pct 43540		172	0044117 Bakersfield 4117	*	7040413 - Mailed Pct 40413	Yes	147

Regular Precinct	VBM Pct	Voting Precinct	MB?	Bal Type	Regular Precinct	VBM Pct	Voting Precinct	MB?	Bal Type
0044118 Bakersfield 4118	*	7015131 - Mailed Pct 15131	Yes	39	0050510 Bakersfield 510	8050509	0050509 - Voting Pct 50509		180
0044119 Bakersfield 4119	*	7040439 - Mailed Pct 40439	Yes	149	0050511 Bakersfield 511	8050511	0050511 - Voting Pct 50511		181
0044120 Bakersfield 4120 - T	*	7044120 - Mailed Pct 44120	Yes	147	0050512 Bakersfield 512	8050511	0050511 - Voting Pct 50511		181
0044121 Bakersfield 4121	8040409	0040409 - Voting Pct 40409		125	0050513 Bakersfield 513	*	7030344 - Mailed Pct 30344	Yes	121
0044122 Bakersfield 4122	*	7015131 - Mailed Pct 15131	Yes	39	0050514 Bakersfield 514	8050514	0050514 - Voting Pct 50514		182
0044123 Bakersfield 4123	*	7044123 - Mailed Pct 44123	Yes	89	0050515 Bakersfield 515	*	7035676 - Mailed Pct 35676	Yes	140
0044124 Bakersfield 4124	*	7040438 - Mailed Pct 40438	Yes	148	0050516 Bakersfield 516	*	7030344 - Mailed Pct 30344	Yes	121
0044125 Bakersfield 4125	8040429	0040429 - Voting Pct 40429		147	0050517 Bakersfield 517	8050517	0050517 - Voting Pct 50517		121
0044126 Bakersfield 4126	*	7040439 - Mailed Pct 40439	Yes	149	0050518 Bakersfield 518	8050518	0050518 - Voting Pct 50518		90
0044127 Bakersfield 4127	8040435	0040435 - Voting Pct 40435		39	0050519 Bakersfield 519	8050519	0050519 - Voting Pct 50519		83
0044128 Bakersfield 4128	8040464	0040464 - Voting Pct 40464		89	0050520 Bakersfield 520	8050519	0050519 - Voting Pct 50519		83
0044129 Bakersfield 4129 - P	8044104	0044104 - Voting Pct 44104		89	0050521 Bakersfield 521	8050517	0050517 - Voting Pct 50517		121
0044130 Bakersfield 4130	8044107	0044107 - Voting Pct 44107		89	0050522 Bakersfield 522	*	7030344 - Mailed Pct 30344	Yes	121
0044131 Bakersfield 4131	*	7040439 - Mailed Pct 40439	Yes	149	0050523 Bakersfield 523	8050523	0050523 - Voting Pct 50523		121
0044132 Bakersfield 4132	*	7035670 - Mailed Pct 35670	Yes	122	0050524 Bakersfield 524	8050524	0050524 - Voting Pct 50524		183
0044133 Bakersfield 4133	*	7044133 - Mailed Pct 44133	Yes	148	0050525 Bakersfield 525	8050524	0050524 - Voting Pct 50524		183
0050020 Adobe 1	8050020	0050020 - Voting Pct 50020		90	0050526 Bakersfield 526	*	7050526 - Mailed Pct 50526	Yes	184
0050025 Adobe 6	*	7050025 - Mailed Pct 50025	Yes	56	0050527 Bakersfield 527	8050523	0050523 - Voting Pct 50523		121
0050030 Adobe 2	*	7050030 - Mailed Pct 50030	Yes	90	0050529 Bakersfield 529	*	7050529 - Mailed Pct 50529	Yes	114
0050032 Adobe 4	*	7050032 - Mailed Pct 50032	Yes	90	0050530 Bakersfield 530	8050514	0050514 - Voting Pct 50514		182
0050033 Adobe 5	*	7050032 - Mailed Pct 50032	Yes	90	0050532 Bakersfield 532	8050532	0050532 - Voting Pct 50532		183
0050180 Arvin 1	8050180	0050180 - Voting Pct 50180		174	0050533 Bakersfield 533	8050532	0050532 - Voting Pct 50532		183
0050185 Arvin 12	8050180	0050180 - Voting Pct 50180		174	0050536 Bakersfield 536	8050536	0050536 - Voting Pct 50536		90
0050186 Arvin 13	8050180	0050180 - Voting Pct 50180		174	0050537 Bakersfield 537	*	7050537 - Mailed Pct 50537	Yes	121
0050190 Arvin 2	8050190	0050190 - Voting Pct 50190		174	0050538 Bakersfield 538	8050538	0050538 - Voting Pct 50538		182
0050200 Arvin 3	8050200	0050200 - Voting Pct 50200		174	0050539 Bakersfield 539	*	7022019 - Mailed Pct 22019	Yes	90
0050210 Arvin 4	8050190	0050190 - Voting Pct 50190		174	0050540 Bakersfield 540	*	7050540 - Mailed Pct 50540	Yes	183
0050211 Arvin 5	8050211	0050211 - Voting Pct 50211		174	0050541 Bakersfield 541	8050541	0050541 - Voting Pct 50541		181
0050212 Arvin 6	*	7050212 - Mailed Pct 50212	Yes	175	0050542 Bakersfield 542	*	7050542 - Mailed Pct 50542	Yes	182
0050215 Arvin 7	*	7050212 - Mailed Pct 50212	Yes	175	0050543 Bakersfield 543	8050543	0050543 - Voting Pct 50543		185
0050216 Arvin 8	8050211	0050211 - Voting Pct 50211		174	0050545 Bakersfield 545	8050545	0050545 - Voting Pct 50545		90
0050218 Arvin 10	*	7050212 - Mailed Pct 50212	Yes	175	0050546 Bakersfield 546	*	7050546 - Mailed Pct 50546	Yes	186
0050219 Arvin 11	*	7050212 - Mailed Pct 50212	Yes	175	0050547 Bakersfield 547	8050543	0050543 - Voting Pct 50543		185
0050220 Baker 1	*	7050220 - Mailed Pct 50220	Yes	139	0050548 Bakersfield 548	8050548	0050548 - Voting Pct 50548		55
0050221 Baker 2	*	7050221 - Mailed Pct 50221	Yes	176	0050549 Bakersfield 549	*	7050529 - Mailed Pct 50529	Yes	114
0050501 Bakersfield 501	8050501	0050501 - Voting Pct 50501		177	0050550 Bakersfield 550	*	7050537 - Mailed Pct 50537	Yes	121
0050502 Bakersfield 502	8050501	0050501 - Voting Pct 50501		177	0050551 Bakersfield 551 - P	*	7050551 - Mailed Pct 50551	Yes	182
0050503 Bakersfield 503	8050503	0050503 - Voting Pct 50503		178	0050552 Bakersfield 552	8050552	0050552 - Voting Pct 50552		182
0050504 Bakersfield 504	*	7050504 - Mailed Pct 50504	Yes	178	0050553 Bakersfield 553	*	7050551 - Mailed Pct 50551	Yes	182
0050505 Bakersfield 505	8050505	0050505 - Voting Pct 50505		179	0050555 Bakersfield 555	*	7050551 - Mailed Pct 50551	Yes	182
0050506 Bakersfield 506	8050506	0050506 - Voting Pct 50506		177	0050556 Bakersfield 556	*	7030343 - Mailed Pct 30343	Yes	120
0050507 Bakersfield 507	8050507	0050507 - Voting Pct 50507		177	0050557 Bakersfield 557	*	7050557 - Mailed Pct 50557	Yes	132
0050508 Bakersfield 508	8050507	0050507 - Voting Pct 50507		177	0050558 Bakersfield 558	*	7050557 - Mailed Pct 50557	Yes	132
0050509 Bakersfield 509	8050509	0050509 - Voting Pct 50509		180	0050559 Bakersfield 559	*	7050557 - Mailed Pct 50557	Yes	132

Regular Precinct	VBM Pct	Voting Precinct	MB?	Bal Type	Regular Precinct	VBM Pct	Voting Precinct	MB?	Bal Type
0050560 Bakersfield 560	8050560	0050560 - Voting Pct 50560		187	0050709 Bakersfield 709	*	7050551 - Mailed Pct 50551	Yes	182
0050561 Bakersfield 561	*	7050561 - Mailed Pct 50561	Yes	182	0050710 Bakersfield 710	*	7050551 - Mailed Pct 50551	Yes	182
0050562 Bakersfield 562	*	7050537 - Mailed Pct 50537	Yes	121	0050711 Bakersfield 711	*	7050529 - Mailed Pct 50529	Yes	114
0050563 Bakersfield 563	*	7050563 - Mailed Pct 50563	Yes	188	0050712 Bakersfield 712	*	7050712 - Mailed Pct 50712	Yes	190
0050564 Bakersfield 564	*	7050564 - Mailed Pct 50564	Yes	141	0050713 Bakersfield 713	*	7050713 - Mailed Pct 50713	Yes	182
0050565 Bakersfield 565	*	7050564 - Mailed Pct 50564	Yes	141	0050714 Bakersfield 714	*	7050713 - Mailed Pct 50713	Yes	182
0050566 Bakersfield 566	*	7050566 - Mailed Pct 50566	Yes	132	0050715 Bakersfield 715	*	7050713 - Mailed Pct 50713	Yes	182
0050567 Bakersfield 567	8050507	0050507 - Voting Pct 50507		177	0050716 Bakersfield 716	*	7050713 - Mailed Pct 50713	Yes	182
0050568 Bakersfield 568	8050509	0050509 - Voting Pct 50509		180	0050717 Bakersfield 717	*	7050713 - Mailed Pct 50713	Yes	182
0050571 Bakersfield 571	*	7035676 - Mailed Pct 35676	Yes	140	0050718 Bakersfield 718	*	7050713 - Mailed Pct 50713	Yes	182
0050572 Bakersfield 572	8050548	0050548 - Voting Pct 50548		55	0050719 Bakersfield 719	*	7050713 - Mailed Pct 50713	Yes	182
0050573 Bakersfield 573	*	7050573 - Mailed Pct 50573	Yes	187	0050720 Bakersfield 720	*	7050713 - Mailed Pct 50713	Yes	182
0050574 Bakersfield 574	*	7035676 - Mailed Pct 35676	Yes	140	0050721 Bakersfield 721	*	7050564 - Mailed Pct 50564	Yes	141
0050575 Bakersfield 575	*	7035676 - Mailed Pct 35676	Yes	140	0050722 Bakersfield 722	*	7050564 - Mailed Pct 50564	Yes	141
0050576 Bakersfield 576	8050576	0050576 - Voting Pct 50576		141	0050723 Bakersfield 723	*	7022019 - Mailed Pct 22019	Yes	90
0050577 Bakersfield 577	*	7035676 - Mailed Pct 35676	Yes	140	0050724 Bakersfield 724	*	7050573 - Mailed Pct 50573	Yes	187
0050578 Bakersfield 578	8050560	0050560 - Voting Pct 50560		187	0050726 Bakersfield 726	*	7050726 - Mailed Pct 50726	Yes	56
0050579 Bakersfield 579	*	7050579 - Mailed Pct 50579	Yes	55	0050727 Bakersfield 727	*	7050566 - Mailed Pct 50566	Yes	132
0050580 Bakersfield 580	*	7050564 - Mailed Pct 50564	Yes	141	0050728 Bakersfield 728	*	7050726 - Mailed Pct 50726	Yes	56
0050581 Bakersfield 581	*	7050581 - Mailed Pct 50581	Yes	181	0050729 Bakersfield 729	*	7022013 - Mailed Pct 22013	Yes	87
0050582 Bakersfield 582	*	7050582 - Mailed Pct 50582	Yes	184	0050730 Bakersfield 730	*	7050730 - Mailed Pct 50730	Yes	191
0050583 Bakersfield 583	8050506	0050506 - Voting Pct 50506		177	0050731 Bakersfield 731	8050731	0050731 - Voting Pct 50731		54
0050585 Bakersfield 585	*	7050537 - Mailed Pct 50537	Yes	121	0050732 Bakersfield 732	*	7050732 - Mailed Pct 50732	Yes	105
0050586 Bakersfield 586	8050541	0050541 - Voting Pct 50541		181	0050733 Bakersfield 733	8050548	0050548 - Voting Pct 50548		55
0050587 Bakersfield 587	*	7050581 - Mailed Pct 50581	Yes	181	0050734 Bakersfield 734	*	7050734 - Mailed Pct 50734	Yes	87
0050588 Bakersfield 588	*	7050581 - Mailed Pct 50581	Yes	181	0050735 Bakersfield 735	8050731	0050731 - Voting Pct 50731		54
0050589 Bakersfield 589	8050509	0050509 - Voting Pct 50509		180	0050736 Bakersfield 736	*	7050734 - Mailed Pct 50734	Yes	87
0050590 Bakersfield 590	8050590	0050590 - Voting Pct 50590		55	0050737 Bakersfield 737	*	7050734 - Mailed Pct 50734	Yes	87
0050591 Bakersfield 591	*	7050581 - Mailed Pct 50581	Yes	181	0050738 Bakersfield 738	*	7050732 - Mailed Pct 50732	Yes	105
0050592 Bakersfield 592	*	7035676 - Mailed Pct 35676	Yes	140	0050739 Bakersfield 739	8050548	0050548 - Voting Pct 50548		55
0050593 Bakersfield 593	*	7030344 - Mailed Pct 30344	Yes	121	0050740 Bakersfield 740	*	7022013 - Mailed Pct 22013	Yes	87
0050594 Bakersfield 594	*	7030344 - Mailed Pct 30344	Yes	121	0050741 Bakersfield 741	8050741	0050741 - Voting Pct 50741		90
0050595 Bakersfield 595	8050505	0050505 - Voting Pct 50505		179	0050742 Bakersfield 742	8050742	0050742 - Voting Pct 50742		90
0050596 Bakersfield 596	8050505	0050505 - Voting Pct 50505		179	0050743 Bakersfield 743	8050731	0050731 - Voting Pct 50731		54
0050597 Bakersfield 597	*	7050597 - Mailed Pct 50597	Yes	189	0050744 Bakersfield 744	*	7050734 - Mailed Pct 50734	Yes	87
0050598 Bakersfield 598	*	7050537 - Mailed Pct 50537	Yes	121	0050745 Bakersfield 745	*	7050579 - Mailed Pct 50579	Yes	55
0050599 Bakersfield 599	*	7050537 - Mailed Pct 50537	Yes	121	0050746 Bakersfield 746	*	7050734 - Mailed Pct 50734	Yes	87
0050701 Bakersfield 701	*	7050537 - Mailed Pct 50537	Yes	121	0050747 Bakersfield 747	*	7050579 - Mailed Pct 50579	Yes	55
0050702 Bakersfield 702	*	7050702 - Mailed Pct 50702	Yes	182	0050748 Bakersfield 748	*	7050748 - Mailed Pct 50748	Yes	192
0050704 Bakersfield 704	*	7050702 - Mailed Pct 50702	Yes	182	0050749 Bakersfield 749	*	7050749 - Mailed Pct 50749	Yes	193
0050705 Bakersfield 705	*	7050551 - Mailed Pct 50551	Yes	182	0050750 Bakersfield 750	8050750	0050750 - Voting Pct 50750		193
0050706 Bakersfield 706	*	7050702 - Mailed Pct 50702	Yes	182	0050751 Bakersfield 751	8050751	0050751 - Voting Pct 50751		192
0050707 Bakersfield 707	*	7050707 - Mailed Pct 50707	Yes	182	0050752 Bakersfield 752	8050752	0050752 - Voting Pct 50752		193
0050708 Bakersfield 708	*	7050573 - Mailed Pct 50573	Yes	187	0050753 Bakersfield 753	8050752	0050752 - Voting Pct 50752		193

Regular Precinct	VBM Pct	Voting Precinct	MB?	Bal Type	Regular Precinct	VBM Pct	Voting Precinct	MB?	Bal Type
0050754 Bakersfield 754	*	7050748 - Mailed Pct 50748	Yes	192	0051298 Canal 6	*	7051298 - Mailed Pct 51298	Yes	198
0050755 Bakersfield 755	8050750	0050750 - Voting Pct 50750		193	0051310 Casaloma 1	8051310	0051310 - Voting Pct 51310		176
0050756 Bakersfield 756	*	7050504 - Mailed Pct 50504	Yes	178	0051312 Casaloma 2	8051310	0051310 - Voting Pct 51310		176
0050757 Bakersfield 757	*	7050597 - Mailed Pct 50597	Yes	189	0051313 Casaloma 3	8051313	0051313 - Voting Pct 51313		200
0050758 Bakersfield 758	*	7050758 - Mailed Pct 50758	Yes	177	0051331 Castro 1	8051331	0051331 - Voting Pct 51331		105
0050759 Bakersfield 759	*	7050759 - Mailed Pct 50759	Yes	194	0051332 Castro 2	8051332	0051332 - Voting Pct 51332		105
0050760 Bakersfield 760	*	7050760 - Mailed Pct 50760	Yes	195	0051333 Castro 3	8051332	0051332 - Voting Pct 51332		105
0050761 Bakersfield 761	*	7035687 - Mailed Pct 35687	Yes	142	0051334 Castro 4	8051331	0051331 - Voting Pct 51331		105
0050762 Bakersfield 762	*	7050579 - Mailed Pct 50579	Yes	55	0051490 Comanche 1	*	7051490 - Mailed Pct 51490	Yes	94
0050763 Bakersfield 763	*	7050566 - Mailed Pct 50566	Yes	132	0051492 Comanche 2	*	7051490 - Mailed Pct 51490	Yes	94
0050764 Bakersfield 764	*	7050764 - Mailed Pct 50764	Yes	90	0051493 Comanche 3	*	7051490 - Mailed Pct 51490	Yes	94
0050765 Bakersfield 765	8050765	0050765 - Voting Pct 50765		193	0051494 Comanche 4	*	7051494 - Mailed Pct 51494	Yes	201
0050766 Bakersfield 766	*	7050597 - Mailed Pct 50597	Yes	189	0051503 Cottonwood 1	*	7050025 - Mailed Pct 50025	Yes	56
0050767 Bakersfield 767	*	7050573 - Mailed Pct 50573	Yes	187	0051504 Cottonwood 2	*	7050025 - Mailed Pct 50025	Yes	56
0050769 Bakersfield 769	*	7050769 - Mailed Pct 50769	Yes	196	0051679 Dig	*	7051679 - Mailed Pct 51679	Yes	96
0050770 Bakersfield 770	*	7050749 - Mailed Pct 50749	Yes	193	0051680 Di Giorgio	*	7022600 - Mailed Pct 22600	Yes	96
0050771 Bakersfield 771	8050765	0050765 - Voting Pct 50765		193	0051690 Drury	8051690	0051690 - Voting Pct 51690		126
0050772 Bakersfield 772	8050552	0050552 - Voting Pct 50552		182	0051704 Earp	*	7051704 - Mailed Pct 51704	Yes	202
0050773 Bakersfield 773	*	7050713 - Mailed Pct 50713	Yes	182	0051715 Edison 1	*	7012757 - Mailed Pct 12757	Yes	36
0050774 Bakersfield 774	*	7050713 - Mailed Pct 50713	Yes	182	0051716 Edison 2	*	7021717 - Mailed Pct 21717	Yes	75
0050775 Bakersfield 775	*	7050713 - Mailed Pct 50713	Yes	182	0051720 Emma	*	7051297 - Mailed Pct 51297	Yes	199
0050776 Bakersfield 776	*	7050702 - Mailed Pct 50702	Yes	182	0051727 Fairfax 1	8051727	0051727 - Voting Pct 51727		127
0050777 Bakersfield 777	*	7050726 - Mailed Pct 50726	Yes	56	0051728 Fairfax 2	8051728	0051728 - Voting Pct 51728		128
0050778 Bakersfield 778	8050545	0050545 - Voting Pct 50545		90	0051729 Fairfax 3	*	7033223 - Mailed Pct 33223	Yes	128
0050779 Bakersfield 779	8050576	0050576 - Voting Pct 50576		141	0051731 Fairfax 5	*	7033223 - Mailed Pct 33223	Yes	128
0050780 Bakersfield 780	8050741	0050741 - Voting Pct 50741		90	0051732 Fairfax 6	*	7033223 - Mailed Pct 33223	Yes	128
0050781 Bakersfield 781	*	7050713 - Mailed Pct 50713	Yes	182	0051733 Fairfax 7	*	7033223 - Mailed Pct 33223	Yes	128
0051180 Berneta	8051180	0051180 - Voting Pct 51180		197	0051734 Fairfax 8	*	7031211 - Mailed Pct 31211	Yes	127
0051188 Blossom 2	*	7051188 - Mailed Pct 51188	Yes	79	0051735 Fairfax 9	*	7033223 - Mailed Pct 33223	Yes	128
0051205 Brian	*	7021139 - Mailed Pct 21139	Yes	8	0051736 Fairfax 10	*	7031211 - Mailed Pct 31211	Yes	127
0051226 Burke 6	*	7050025 - Mailed Pct 50025	Yes	56	0051737 Fairfax 11	*	7033223 - Mailed Pct 33223	Yes	128
0051227 Burke 7	8051227	0051227 - Voting Pct 51227		56	0051738 Fairfax 12	*	7031211 - Mailed Pct 31211	Yes	127
0051228 Burke 8	8051228	0051228 - Voting Pct 51228		56	0051739 Fairfax 13	*	7051739 - Mailed Pct 51739	Yes	203
0051229 Burke 9	*	7050025 - Mailed Pct 50025	Yes	56	0051751 Fairview 1	*	7051751 - Mailed Pct 51751	Yes	79
0051233 Burke 12	*	7051233 - Mailed Pct 51233	Yes	56	0051753 Fairview 3	*	7021752 - Mailed Pct 21752	Yes	79
0051234 Burke 13	*	7051233 - Mailed Pct 51233	Yes	56	0051779 Foothill	*	7051779 - Mailed Pct 51779	Yes	204
0051238 Burke 17	*	7050025 - Mailed Pct 50025	Yes	56	0051920 Greenfield 1	*	7050025 - Mailed Pct 50025	Yes	56
0051239 Burke 18	*	7051233 - Mailed Pct 51233	Yes	56	0051921 Greenfield 2	*	7051233 - Mailed Pct 51233	Yes	56
0051240 Burke 19	*	7051233 - Mailed Pct 51233	Yes	56	0051970 Hosking 1	*	7051233 - Mailed Pct 51233	Yes	56
0051293 Canal 1	*	7051293 - Mailed Pct 51293	Yes	198	0051972 Hosking 2	*	7051972 - Mailed Pct 51972	Yes	90
0051294 Canal 2	*	7051294 - Mailed Pct 51294	Yes	199	0052033 Jastro	8052033	0052033 - Voting Pct 52033		139
0051295 Canal 3	*	7051295 - Mailed Pct 51295	Yes	198	0052034 Java 1	8052034	0052034 - Voting Pct 52034		98
0051296 Canal 4	*	7051293 - Mailed Pct 51293	Yes	198	0052035 Java 2	8052034	0052034 - Voting Pct 52034		98
0051297 Canal 5	*	7051297 - Mailed Pct 51297	Yes	199	0052036 Java 3	*	7022803 - Mailed Pct 22803	Yes	98

Regular Precinct	VBM Pct	Voting Precinct	MB?	Bal Type	Regular Precinct	VBM Pct	Voting Precinct	MB?	Bal Type
0052037 Java 4	*	7022805 - Mailed Pct 22805	Yes	96	0052502 Mountview 3	*	7051293 - Mailed Pct 51293	Yes	198
0052038 Java 5	*	7022805 - Mailed Pct 22805	Yes	96	0052503 Mountview 4	*	7051293 - Mailed Pct 51293	Yes	198
0052039 Java 6	*	7022805 - Mailed Pct 22805	Yes	96	0052504 Mountview 5	*	7051293 - Mailed Pct 51293	Yes	198
0052040 Java 7	*	7022805 - Mailed Pct 22805	Yes	96	0052506 Mountview 6	*	7051293 - Mailed Pct 51293	Yes	198
0052041 Java 8	*	7022803 - Mailed Pct 22803	Yes	98	0052507 Mountview 7	*	7051297 - Mailed Pct 51297	Yes	199
0052056 Kam 1	*	7051297 - Mailed Pct 51297	Yes	199	0052508 Muller	*	7051739 - Mailed Pct 51739	Yes	203
0052057 Kam 2	*	7051297 - Mailed Pct 51297	Yes	199	0052633 Nita 1	*	7012757 - Mailed Pct 12757	Yes	36
0052070 Keith 1	8052070	0052070 - Voting Pct 52070		126	0052634 Nita 2	*	7052143 - Mailed Pct 52143	Yes	207
0052080 Keith 2	8052080	0052080 - Voting Pct 52080		126	0052758 Orange 8	*	7012757 - Mailed Pct 12757	Yes	36
0052081 Keith 3	8052080	0052080 - Voting Pct 52080		126	0052759 Orange 9	*	7011135 - Mailed Pct 11135	Yes	8
0052110 Kellogg	8052110	0052110 - Voting Pct 52110		126	0052761 Orange 11	*	7011135 - Mailed Pct 11135	Yes	8
0052140 Kerr	*	7052140 - Mailed Pct 52140	Yes	205	0052770 Palm	*	7052770 - Mailed Pct 52770	Yes	130
0052141 Kerrnita 1	*	7052140 - Mailed Pct 52140	Yes	205	0052771 Orchard 3	*	7011135 - Mailed Pct 11135	Yes	8
0052142 Kerrnita 2	*	7052142 - Mailed Pct 52142	Yes	206	0052800 Parish 1	*	7022805 - Mailed Pct 22805	Yes	96
0052143 Kerrnita 3	*	7052143 - Mailed Pct 52143	Yes	207	0052801 Parish 2	*	7022805 - Mailed Pct 22805	Yes	96
0052144 Kerrnita 4	*	7052140 - Mailed Pct 52140	Yes	205	0052804 Parish 4	*	7022803 - Mailed Pct 22803	Yes	98
0052145 Kerrnita 5	*	7052140 - Mailed Pct 52140	Yes	205	0052807 Parish 7	*	7022805 - Mailed Pct 22805	Yes	96
0052146 Kerrnita 6	*	7052140 - Mailed Pct 52140	Yes	205	0052828 Petal 1	*	7051188 - Mailed Pct 51188	Yes	79
0052147 Kerrnita 7	*	7052140 - Mailed Pct 52140	Yes	205	0052829 Petal 2	*	7050032 - Mailed Pct 50032	Yes	90
0052148 Kerrnita 8	*	7052143 - Mailed Pct 52143	Yes	207	0052889 Redbank 1	*	7011135 - Mailed Pct 11135	Yes	8
0052149 Kerrnita 9	*	7051704 - Mailed Pct 51704	Yes	202	0052890 Redbank 2	*	7012757 - Mailed Pct 12757	Yes	36
0052180 Lamont 1	8052180	0052180 - Voting Pct 52180		199	0052891 Redbank 3	*	7031217 - Mailed Pct 31217	Yes	8
0052182 Lamont 2	8052182	0052182 - Voting Pct 52182		199	0053010 Rockpile 1	*	7051679 - Mailed Pct 51679	Yes	96
0052183 Lamont 3	8052183	0052183 - Voting Pct 52183		199	0053012 Rockpile 3	*	7053012 - Mailed Pct 53012	Yes	209
0052184 Lamont 4	8052184	0052184 - Voting Pct 52184		199	0053015 Rockpile 5	*	7051679 - Mailed Pct 51679	Yes	96
0052185 Lamont 5	8052185	0052185 - Voting Pct 52185		199	0053017 Rockpile 7	*	7051494 - Mailed Pct 51494	Yes	201
0052186 Lamont 6	*	7051294 - Mailed Pct 51294	Yes	199	0053019 Rockpile 9	*	7053012 - Mailed Pct 53012	Yes	209
0052187 Lamont 7	*	7051295 - Mailed Pct 51295	Yes	198	0053190 Southgate	*	7021752 - Mailed Pct 21752	Yes	79
0052188 Lamont 8	*	7051295 - Mailed Pct 51295	Yes	198	0053447 Tokay 1	*	7051293 - Mailed Pct 51293	Yes	198
0052189 Lamont 9	*	7051295 - Mailed Pct 51295	Yes	198	0053448 Tokay 2	*	7051295 - Mailed Pct 51295	Yes	198
0052191 Lamont 11	8052184	0052184 - Voting Pct 52184		199	0053449 Towerline 1	*	7053449 - Mailed Pct 53449	Yes	210
0052192 Lamont 12	*	7051295 - Mailed Pct 51295	Yes	198	0053450 Towerline 2	*	7023016 - Mailed Pct 23016	Yes	93
0052193 Lamont 13	*	7051295 - Mailed Pct 51295	Yes	198	0053472 Union 2	8051180	0051180 - Voting Pct 51180		197
0052194 Lamont 14	*	7051294 - Mailed Pct 51294	Yes	199	0053480 Vine	*	7051294 - Mailed Pct 51294	Yes	199
0052195 Lamont 15	*	7051295 - Mailed Pct 51295	Yes	198	0053481 Vineland 1	*	7022805 - Mailed Pct 22805	Yes	96
0052272 Lotus 3	*	7052272 - Mailed Pct 52272	Yes	208	0053482 Vineland 2	*	7022805 - Mailed Pct 22805	Yes	96
0052388 Malaga	*	7051490 - Mailed Pct 51490	Yes	94	0053483 Vineland 3	*	7022805 - Mailed Pct 22805	Yes	96
0052395 Mayfair	*	7051293 - Mailed Pct 51293	Yes	198	0053485 Vineyard 1	*	7051293 - Mailed Pct 51293	Yes	198
0052400 Mears	8052400	0052400 - Voting Pct 52400		130	0053486 Vineyard 2	*	7051293 - Mailed Pct 51293	Yes	198
0052405 Meek 1	8052400	0052400 - Voting Pct 52400		130	0053487 Vineyard 3	*	7051297 - Mailed Pct 51297	Yes	199
0052406 Meek 2	*	7050220 - Mailed Pct 50220	Yes	139	0053488 Vineyard 4	*	7051295 - Mailed Pct 51295	Yes	198
0052490 Monte Vista	8052490	0052490 - Voting Pct 52490		126	0053489 Vineyard 5	*	7051294 - Mailed Pct 51294	Yes	199
0052500 Mountview 1	*	7051297 - Mailed Pct 51297	Yes	199	0053495 Walk 1	*	7053495 - Mailed Pct 53495	Yes	211
0052501 Mountview 2	*	7051293 - Mailed Pct 51293	Yes	198	0053496 Walk 2	*	7053495 - Mailed Pct 53495	Yes	211

Regular Precinct	VBM Pct	Voting Precinct	MB?	Bal Type	Regular Precinct	VBM Pct	Voting Precinct	MB?	Bal Type
0053570 Weedpatch 1	8052034	0052034 - Voting Pct 52034		98					
0053572 Weedpatch 3	*	7022805 - Mailed Pct 22805	Yes	96					
0053629 Willis 1	*	7051295 - Mailed Pct 51295	Yes	198					
0053630 Willis 2	*	7051295 - Mailed Pct 51295	Yes	198					
0053631 Willis 3	*	7051294 - Mailed Pct 51294	Yes	199					
0053632 Wilson	*	7021717 - Mailed Pct 21717	Yes	75					
0053666 Wyatt	*	7051739 - Mailed Pct 51739	Yes	203					
0053751 Zip 1	*	7051494 - Mailed Pct 51494	Yes	201					
0053752 Zip 2	*	7053752 - Mailed Pct 53752	Yes	209					
0053753 Zip 3	*	7053752 - Mailed Pct 53752	Yes	209					
0053754 Zip 4	*	7053752 - Mailed Pct 53752	Yes	209					
0053755 Zip 5	*	7051494 - Mailed Pct 51494	Yes	201					
0053756 Zip 6	*	7053012 - Mailed Pct 53012	Yes	209					
0053757 Zip 7	*	7053012 - Mailed Pct 53012	Yes	209					
0053758 Zip 8	*	7053012 - Mailed Pct 53012	Yes	209					
0053759 Zip 9	*	7053012 - Mailed Pct 53012	Yes	209					
0053760 Zip 10	*	7053012 - Mailed Pct 53012	Yes	209					
0053761 Zip 11	*	7053012 - Mailed Pct 53012	Yes	209					
0053762 Zip 12	*	7053012 - Mailed Pct 53012	Yes	209					
0053763 Zip 13	*	7053012 - Mailed Pct 53012	Yes	209					
0053764 Zip 14	*	7053012 - Mailed Pct 53012	Yes	209					
0053765 Zip 15	*	7053765 - Mailed Pct 53765	Yes	212					
0053767 Zip 17	*	7053012 - Mailed Pct 53012	Yes	209					
0053768 Zip 18	*	7053012 - Mailed Pct 53012	Yes	209					
0053769 Zip 19	*	7053012 - Mailed Pct 53012	Yes	209					

Total Regular Pcts: **2,131**

Voting Pcts: **694**

Ballot Types: **212**

Whole: **2,131**

VBM Pcts: **365**

Portioned: **0**

Statement of Votes Cast
County of Kern - General Election
November 3, 2020
Official Final Results
Major Districts

District	Registered Voters	Voters Cast	% Turnout
United States Representative			
21st Congressional District			
Poll Place	108,068	8,394	7.77%
Vote by Mail	108,068	47,511	43.96%
Mail Ballot	108,068	8,560	7.92%
21st Congressional District - Total	108,068	64,465	59.65%
23rd Congressional District			
Poll Place	317,458	33,844	10.66%
Vote by Mail	317,458	196,575	61.92%
Mail Ballot	317,458	14,259	4.49%
23rd Congressional District - Total	317,458	244,678	77.07%
Cumulative			
Poll Place	0	0	N/A
Vote by Mail	0	0	N/A
Mail Ballot	0	0	N/A
Cumulative - Total	0	0	N/A
United States Representative - Total	425,526	309,143	72.65%
Poll Place	425,526	42,238	9.93%
Vote by Mail	425,526	244,086	57.36%
Mail Ballot	425,526	22,819	5.36%
State Senator			
14th Senatorial District			

District	Registered Voters	Voters Cast	% Turnout
Poll Place	96,992	7,438	7.67%
Vote by Mail	96,992	42,457	43.77%
Mail Ballot	96,992	7,325	7.55%
14th Senatorial District - Total	96,992	57,220	58.99%
16th Senatorial District			
Poll Place	328,534	34,800	10.59%
Vote by Mail	328,534	201,629	61.37%
Mail Ballot	328,534	15,494	4.72%
16th Senatorial District - Total	328,534	251,923	76.68%
Cumulative			
Poll Place	0	0	N/A
Vote by Mail	0	0	N/A
Mail Ballot	0	0	N/A
Cumulative - Total	0	0	N/A
State Senator - Total	425,526	309,143	72.65%
Poll Place	425,526	42,238	9.93%
Vote by Mail	425,526	244,086	57.36%
Mail Ballot	425,526	22,819	5.36%
Member of the State Assembly			
26th Assembly District			
Poll Place	9,466	1,186	12.53%
Vote by Mail	9,466	5,441	57.48%
Mail Ballot	9,466	1,065	11.25%
26th Assembly District - Total	9,466	7,692	81.26%
32nd Assembly District			
Poll Place	108,628	8,270	7.61%
Vote by Mail	108,628	47,898	44.09%
Mail Ballot	108,628	8,103	7.46%
32nd Assembly District - Total	108,628	64,271	59.17%

District	Registered Voters	Voters Cast	% Turnout
34th Assembly District			
Poll Place	286,001	29,811	10.42%
Vote by Mail	286,001	178,772	62.51%
Mail Ballot	286,001	12,882	4.50%
34th Assembly District - Total	286,001	221,465	77.44%
36th Assembly District			
Poll Place	21,431	2,971	13.86%
Vote by Mail	21,431	11,975	55.88%
Mail Ballot	21,431	769	3.59%
36th Assembly District - Total	21,431	15,715	73.33%
Cumulative			
Poll Place	0	0	N/A
Vote by Mail	0	0	N/A
Mail Ballot	0	0	N/A
Cumulative - Total	0	0	N/A
Member of the State Assembly - Total	425,526	309,143	72.65%
Poll Place	425,526	42,238	9.93%
Vote by Mail	425,526	244,086	57.36%
Mail Ballot	425,526	22,819	5.36%
Board of Equalization (State)			
Board Of Equalization			
Poll Place	425,526	42,238	9.93%
Vote by Mail	425,526	244,086	57.36%
Mail Ballot	425,526	22,819	5.36%
Board Of Equalization - Total	425,526	309,143	72.65%
Cumulative			
Poll Place	0	0	N/A
Vote by Mail	0	0	N/A
Mail Ballot	0	0	N/A
Cumulative - Total	0	0	N/A

District	Registered Voters	Voters Cast	% Turnout
Board of Equalization (State) - Total	425,526	309,143	72.65%
Poll Place	425,526	42,238	9.93%
Vote by Mail	425,526	244,086	57.36%
Mail Ballot	425,526	22,819	5.36%
County			
Kern County			
Poll Place	425,526	42,238	9.93%
Vote by Mail	425,526	244,086	57.36%
Mail Ballot	425,526	22,819	5.36%
Kern County - Total	425,526	309,143	72.65%
Cumulative			
Poll Place	0	0	N/A
Vote by Mail	0	0	N/A
Mail Ballot	0	0	N/A
Cumulative - Total	0	0	N/A
County - Total	425,526	309,143	72.65%
Poll Place	425,526	42,238	9.93%
Vote by Mail	425,526	244,086	57.36%
Mail Ballot	425,526	22,819	5.36%
County Supervisor			
1st Supervisorial District			
Poll Place	111,879	12,569	11.23%
Vote by Mail	111,879	75,731	67.69%
Mail Ballot	111,879	4,309	3.85%
1st Supervisorial District - Total	111,879	92,609	82.78%
2nd Supervisorial District			
Poll Place	93,909	10,654	11.35%
Vote by Mail	93,909	54,865	58.42%
Mail Ballot	93,909	5,333	5.68%
2nd Supervisorial District - Total	93,909	70,852	75.45%

District	Registered Voters	Voters Cast	% Turnout
3rd Supervisorial District			
Poll Place	94,205	9,624	10.22%
Vote by Mail	94,205	57,294	60.82%
Mail Ballot	94,205	1,990	2.11%
3rd Supervisorial District - Total	94,205	68,908	73.15%
4th Supervisorial District			
Poll Place	62,713	4,994	7.96%
Vote by Mail	62,713	30,088	47.98%
Mail Ballot	62,713	7,158	11.41%
4th Supervisorial District - Total	62,713	42,240	67.35%
5th Supervisorial District			
Poll Place	62,820	4,397	7.00%
Vote by Mail	62,820	26,108	41.56%
Mail Ballot	62,820	4,029	6.41%
5th Supervisorial District - Total	62,820	34,534	54.97%
Cumulative			
Poll Place	0	0	N/A
Vote by Mail	0	0	N/A
Mail Ballot	0	0	N/A
Cumulative - Total	0	0	N/A
County Supervisor - Total	425,526	309,143	72.65%
Poll Place	425,526	42,238	9.93%
Vote by Mail	425,526	244,086	57.36%
Mail Ballot	425,526	22,819	5.36%
Cities			
City of Arvin			
Poll Place	5,367	507	9.45%
Vote by Mail	5,367	2,740	51.05%
Mail Ballot	5,367	0	0.00%
City of Arvin - Total	5,367	3,247	60.50%

District	Registered Voters	Voters Cast	% Turnout
City of Bakersfield			
Poll Place	204,058	18,651	9.14%
Vote by Mail	204,058	122,563	60.06%
Mail Ballot	204,058	8,579	4.20%
City of Bakersfield - Total	204,058	149,793	73.41%
City of California City			
Poll Place	6,415	847	13.20%
Vote by Mail	6,415	3,755	58.53%
Mail Ballot	6,415	36	0.56%
City of California City - Total	6,415	4,638	72.30%
City of Delano			
Poll Place	15,671	1,277	8.15%
Vote by Mail	15,671	8,816	56.26%
Mail Ballot	15,671	2	0.01%
City of Delano - Total	15,671	10,095	64.42%
City of Maricopa			
Poll Place	485	95	19.59%
Vote by Mail	485	290	59.79%
Mail Ballot	485	0	0.00%
City of Maricopa - Total	485	385	79.38%
City of McFarland			
Poll Place	4,209	491	11.67%
Vote by Mail	4,209	2,104	49.99%
Mail Ballot	4,209	0	0.00%
City of McFarland - Total	4,209	2,595	61.65%
City of Ridgecrest			
Poll Place	16,379	1,763	10.76%
Vote by Mail	16,379	11,228	68.55%
Mail Ballot	16,379	58	0.35%
City of Ridgecrest - Total	16,379	13,049	79.67%
City of Shafter			
Poll Place	7,671	736	9.59%
Vote by Mail	7,671	3,573	46.58%
Mail Ballot	7,671	1,072	13.97%
City of Shafter - Total	7,671	5,381	70.15%

District	Registered Voters	Voters Cast	% Turnout
City of Taft			
Poll Place	3,373	496	14.71%
Vote by Mail	3,373	2,030	60.18%
Mail Ballot	3,373	0	0.00%
City of Taft - Total	3,373	2,526	74.89%
City of Tehachapi			
Poll Place	4,585	509	11.10%
Vote by Mail	4,585	2,927	63.84%
Mail Ballot	4,585	231	5.04%
City of Tehachapi - Total	4,585	3,667	79.98%
City of Wasco			
Poll Place	7,819	711	9.09%
Vote by Mail	7,819	4,078	52.16%
Mail Ballot	7,819	301	3.85%
City of Wasco - Total	7,819	5,090	65.10%
Unincorporated			
Poll Place	149,494	16,155	10.81%
Vote by Mail	149,494	79,982	53.50%
Mail Ballot	149,494	12,540	8.39%
Unincorporated - Total	149,494	108,677	72.70%
Cumulative			
Poll Place	0	0	N/A
Vote by Mail	0	0	N/A
Mail Ballot	0	0	N/A
Cumulative - Total	0	0	N/A
Cities - Total	425,526	309,143	72.65%
Poll Place	425,526	42,238	9.93%
Vote by Mail	425,526	244,086	57.36%
Mail Ballot	425,526	22,819	5.36%
Unincorporated			
Unincorporated Area			
Poll Place	151,129	16,155	10.69%
Vote by Mail	151,129	79,982	52.92%
Mail Ballot	151,129	13,821	9.15%
Unincorporated Area - Total	151,129	109,958	72.76%

District	Registered Voters	Voters Cast	% Turnout
Unincorporated			
Poll Place	274,397	26,083	9.51%
Vote by Mail	274,397	164,104	59.81%
Mail Ballot	274,397	8,998	3.28%
Unincorporated - Total	274,397	199,185	72.59%
Cumulative			
Poll Place	0	0	N/A
Vote by Mail	0	0	N/A
Mail Ballot	0	0	N/A
Cumulative - Total	0	0	N/A
Unincorporated - Total	425,526	309,143	72.65%
Poll Place	425,526	42,238	9.93%
Vote by Mail	425,526	244,086	57.36%
Mail Ballot	425,526	22,819	5.36%

President (Vote for 1)

District	Registered Voters
United States Representative	
21st Congressional District	
Poll Place	108,068
Vote by Mail	108,068
Mail Ballot	108,068
21st Congressional District - Total	108,068
23rd Congressional District	
Poll Place	317,458
Vote by Mail	317,458
Mail Ballot	317,458
23rd Congressional District - Total	317,458
Cumulative	
Poll Place	0
Vote by Mail	0
Mail Ballot	0
Cumulative - Total	0
United States Representative - Total	425,526
State Senator	
14th Senatorial District	
Poll Place	96,992
Vote by Mail	96,992
Mail Ballot	96,992
14th Senatorial District - Total	96,992
16th Senatorial District	
Poll Place	328,534
Vote by Mail	328,534

District	JOSEPH R. BIDEN FOR PRESIDENT (DEM)		DONALD J. TRUMP FOR PRESIDENT (REP)	
United States Representative				
21st Congressional District				
Poll Place	4,709	57.18%	3,319	40.30%
Vote by Mail	31,270	66.72%	14,474	30.88%
Mail Ballot	4,026	47.54%	4,254	50.24%
21st Congressional District - Total	40,005	62.93%	22,047	34.68%
23rd Congressional District				
Poll Place	8,082	24.10%	24,780	73.89%
Vote by Mail	80,487	41.47%	108,684	55.99%
Mail Ballot	4,792	34.02%	8,973	63.71%
23rd Congressional District - Total	93,361	38.62%	142,437	58.93%
Cumulative				
Poll Place	0		0	
Vote by Mail	0		0	
Mail Ballot	0		0	
Cumulative - Total	0		0	
United States Representative - Total	133,366	43.68%	164,484	53.88%
State Senator				
14th Senatorial District				
Poll Place	4,275	58.56%	2,842	38.93%
Vote by Mail	28,359	67.70%	12,540	29.94%
Mail Ballot	3,527	48.69%	3,542	48.90%
14th Senatorial District - Total	36,161	64.08%	18,924	33.53%
16th Senatorial District				
Poll Place	8,516	24.70%	25,257	73.27%
Vote by Mail	83,398	41.89%	110,618	55.56%

District	GLORIA LA RIVA FOR PRESIDENT (PF)		ROQUE "ROCKY" DE LA FUENTE GUERRA FOR PRESIDENT (AIP)		HOWIE HAWKINS FOR PRESIDENT (GRN)		JO JORGENSEN FOR PRESIDENT (LIB)		Total Votes	Brian Carroll Qualified Write In		Mark Charles Qualified Write In	
United States Representative													
21st Congressional District													
Poll Place	68	0.83%	52	0.63%	23	0.28%	64	0.78%	8,236	1	0.01%	0	0.00%
Vote by Mail	305	0.65%	245	0.52%	192	0.41%	371	0.79%	46,869	9	0.02%	0	0.00%
Mail Ballot	41	0.48%	40	0.47%	29	0.34%	78	0.92%	8,468	0	0.00%	0	0.00%
21st Congressional District - Total	414	0.65%	337	0.53%	244	0.38%	513	0.81%	63,573	10	0.02%	0	0.00%
23rd Congressional District													
Poll Place	89	0.27%	140	0.42%	56	0.17%	383	1.14%	33,536	1	0.00%	5	0.01%
Vote by Mail	544	0.28%	743	0.38%	736	0.38%	2,859	1.47%	194,099	24	0.01%	14	0.01%
Mail Ballot	49	0.35%	44	0.31%	38	0.27%	187	1.33%	14,084	0	0.00%	1	0.01%
23rd Congressional District - Total	682	0.28%	927	0.38%	830	0.34%	3,429	1.42%	241,719	25	0.01%	20	0.01%
Cumulative													
Poll Place	0		0		0		0		0	0		0	
Vote by Mail	0		0		0		0		0	0		0	
Mail Ballot	0		0		0		0		0	0		0	
Cumulative - Total	0		0		0		0		0	0		0	
United States Representative - Total	1,096	0.36%	1,264	0.41%	1,074	0.35%	3,942	1.29%	305,292	35	0.01%	20	0.01%
State Senator													
14th Senatorial District													
Poll Place	63	0.86%	43	0.59%	19	0.26%	58	0.79%	7,300	0	0.00%	0	0.00%
Vote by Mail	272	0.65%	219	0.52%	167	0.40%	321	0.77%	41,888	8	0.02%	0	0.00%
Mail Ballot	39	0.54%	36	0.50%	27	0.37%	73	1.01%	7,244	0	0.00%	0	0.00%
14th Senatorial District - Total	374	0.66%	298	0.53%	213	0.38%	452	0.80%	56,432	8	0.01%	0	0.00%
16th Senatorial District													
Poll Place	94	0.27%	149	0.43%	60	0.17%	389	1.13%	34,472	2	0.01%	5	0.01%
Vote by Mail	577	0.29%	769	0.39%	761	0.38%	2,909	1.46%	199,080	25	0.01%	14	0.01%

District	Joseph Kishore Qualified Write In		Brock Pierce Qualified Write In		Jesse Ventura Qualified Write In	
United States Representative						
21st Congressional District						
Poll Place	0	0.00%	0	0.00%	0	0.00%
Vote by Mail	0	0.00%	0	0.00%	3	0.01%
Mail Ballot	0	0.00%	0	0.00%	0	0.00%
21st Congressional District - Total	0	0.00%	0	0.00%	3	0.00%
23rd Congressional District						
Poll Place	0	0.00%	0	0.00%	0	0.00%
Vote by Mail	0	0.00%	2	0.00%	6	0.00%
Mail Ballot	0	0.00%	0	0.00%	0	0.00%
23rd Congressional District - Total	0	0.00%	2	0.00%	6	0.00%
Cumulative						
Poll Place	0		0		0	
Vote by Mail	0		0		0	
Mail Ballot	0		0		0	
Cumulative - Total	0		0		0	
United States Representative - Total	0	0.00%	2	0.00%	9	0.00%
State Senator						
14th Senatorial District						
Poll Place	0	0.00%	0	0.00%	0	0.00%
Vote by Mail	0	0.00%	0	0.00%	2	0.00%
Mail Ballot	0	0.00%	0	0.00%	0	0.00%
14th Senatorial District - Total	0	0.00%	0	0.00%	2	0.00%
16th Senatorial District						
Poll Place	0	0.00%	0	0.00%	0	0.00%
Vote by Mail	0	0.00%	2	0.00%	7	0.00%

District	Registered Voters
Mail Ballot	328,534
16th Senatorial District - Total	328,534
Cumulative	
Poll Place	0
Vote by Mail	0
Mail Ballot	0
Cumulative - Total	0
State Senator - Total	425,526
Member of the State Assembly	
26th Assembly District	
Poll Place	9,466
Vote by Mail	9,466
Mail Ballot	9,466
26th Assembly District - Total	9,466
32nd Assembly District	
Poll Place	108,628
Vote by Mail	108,628
Mail Ballot	108,628
32nd Assembly District - Total	108,628
34th Assembly District	
Poll Place	286,001
Vote by Mail	286,001
Mail Ballot	286,001
34th Assembly District - Total	286,001
36th Assembly District	
Poll Place	21,431
Vote by Mail	21,431
Mail Ballot	21,431
36th Assembly District - Total	21,431

District	JOSEPH R. BIDEN FOR PRESIDENT (DEM)		DONALD J. TRUMP FOR PRESIDENT (REP)	
Mail Ballot	5,291	34.56%	9,685	63.27%
16th Senatorial District - Total	97,205	39.06%	145,560	58.49%
Cumulative				
Poll Place	0		0	
Vote by Mail	0		0	
Mail Ballot	0		0	
Cumulative - Total	0		0	
State Senator - Total	133,366	43.68%	164,484	53.88%
Member of the State Assembly				
26th Assembly District				
Poll Place	190	16.18%	964	82.11%
Vote by Mail	1,887	34.94%	3,403	63.01%
Mail Ballot	234	22.16%	795	75.28%
26th Assembly District - Total	2,311	30.28%	5,162	67.65%
32nd Assembly District				
Poll Place	4,674	57.53%	3,252	40.02%
Vote by Mail	31,683	67.08%	14,424	30.54%
Mail Ballot	3,867	48.27%	3,953	49.34%
32nd Assembly District - Total	40,224	63.47%	21,629	34.13%
34th Assembly District				
Poll Place	7,088	23.99%	21,861	73.99%
Vote by Mail	72,837	41.27%	99,260	56.24%
Mail Ballot	4,436	34.86%	8,024	63.06%
34th Assembly District - Total	84,361	38.56%	129,145	59.03%
36th Assembly District				
Poll Place	839	28.64%	2,022	69.03%
Vote by Mail	5,350	45.22%	6,071	51.31%
Mail Ballot	281	36.97%	455	59.87%
36th Assembly District - Total	6,470	41.69%	8,548	55.08%

District	GLORIA LA RIVA FOR PRESIDENT (PF)		ROQUE "ROCKY" DE LA FUENTE GUERRA FOR PRESIDENT (AIP)		HOWIE HAWKINS FOR PRESIDENT (GRN)		JO JORGENSEN FOR PRESIDENT (LIB)		Total Votes	Brian Carroll Qualified Write In		Mark Charles Qualified Write In	
Mail Ballot	51	0.33%	48	0.31%	40	0.26%	192	1.25%	15,308	0	0.00%	1	0.01%
16th Senatorial District - Total	722	0.29%	966	0.39%	861	0.35%	3,490	1.40%	248,860	27	0.01%	20	0.01%
Cumulative													
Poll Place	0		0		0		0		0	0		0	
Vote by Mail	0		0		0		0		0	0		0	
Mail Ballot	0		0		0		0		0	0		0	
Cumulative - Total	0		0		0		0		0	0		0	
State Senator - Total	1,096	0.36%	1,264	0.41%	1,074	0.35%	3,942	1.29%	305,292	35	0.01%	20	0.01%
Member of the State Assembly													
26th Assembly District													
Poll Place	5	0.43%	1	0.09%	5	0.43%	9	0.77%	1,174	0	0.00%	0	0.00%
Vote by Mail	21	0.39%	14	0.26%	18	0.33%	58	1.07%	5,401	0	0.00%	0	0.00%
Mail Ballot	5	0.47%	5	0.47%	0	0.00%	17	1.61%	1,056	0	0.00%	0	0.00%
26th Assembly District - Total	31	0.41%	20	0.26%	23	0.30%	84	1.10%	7,631	0	0.00%	0	0.00%
32nd Assembly District													
Poll Place	68	0.84%	49	0.60%	20	0.25%	61	0.75%	8,125	1	0.01%	0	0.00%
Vote by Mail	305	0.65%	248	0.53%	193	0.41%	372	0.79%	47,235	8	0.02%	0	0.00%
Mail Ballot	46	0.57%	41	0.51%	28	0.35%	76	0.95%	8,011	0	0.00%	0	0.00%
32nd Assembly District - Total	419	0.66%	338	0.53%	241	0.38%	509	0.80%	63,371	9	0.01%	0	0.00%
34th Assembly District													
Poll Place	76	0.26%	132	0.45%	44	0.15%	337	1.14%	29,544	1	0.00%	5	0.02%
Vote by Mail	466	0.26%	674	0.38%	657	0.37%	2,562	1.45%	176,501	23	0.01%	13	0.01%
Mail Ballot	38	0.30%	37	0.29%	32	0.25%	157	1.23%	12,725	0	0.00%	1	0.01%
34th Assembly District - Total	580	0.27%	843	0.39%	733	0.34%	3,056	1.40%	218,770	24	0.01%	19	0.01%
36th Assembly District													
Poll Place	8	0.27%	10	0.34%	10	0.34%	40	1.37%	2,929	0	0.00%	0	0.00%
Vote by Mail	57	0.48%	52	0.44%	60	0.51%	238	2.01%	11,831	2	0.02%	1	0.01%
Mail Ballot	1	0.13%	1	0.13%	7	0.92%	15	1.97%	760	0	0.00%	0	0.00%
36th Assembly District - Total	66	0.43%	63	0.41%	77	0.50%	293	1.89%	15,520	2	0.01%	1	0.01%

District	Joseph Kishore Qualified Write In		Brock Pierce Qualified Write In		Jesse Ventura Qualified Write In	
Mail Ballot	0	0.00%	0	0.00%	0	0.00%
16th Senatorial District - Total	0	0.00%	2	0.00%	7	0.00%
Cumulative						
Poll Place	0		0		0	
Vote by Mail	0		0		0	
Mail Ballot	0		0		0	
Cumulative - Total	0		0		0	
State Senator - Total	0	0.00%	2	0.00%	9	0.00%
Member of the State Assembly						
26th Assembly District						
Poll Place	0	0.00%	0	0.00%	0	0.00%
Vote by Mail	0	0.00%	0	0.00%	0	0.00%
Mail Ballot	0	0.00%	0	0.00%	0	0.00%
26th Assembly District - Total	0	0.00%	0	0.00%	0	0.00%
32nd Assembly District						
Poll Place	0	0.00%	0	0.00%	0	0.00%
Vote by Mail	0	0.00%	0	0.00%	2	0.00%
Mail Ballot	0	0.00%	0	0.00%	0	0.00%
32nd Assembly District - Total	0	0.00%	0	0.00%	2	0.00%
34th Assembly District						
Poll Place	0	0.00%	0	0.00%	0	0.00%
Vote by Mail	0	0.00%	2	0.00%	7	0.00%
Mail Ballot	0	0.00%	0	0.00%	0	0.00%
34th Assembly District - Total	0	0.00%	2	0.00%	7	0.00%
36th Assembly District						
Poll Place	0	0.00%	0	0.00%	0	0.00%
Vote by Mail	0	0.00%	0	0.00%	0	0.00%
Mail Ballot	0	0.00%	0	0.00%	0	0.00%
36th Assembly District - Total	0	0.00%	0	0.00%	0	0.00%

District	Registered Voters
Cumulative	
Poll Place	0
Vote by Mail	0
Mail Ballot	0
Cumulative - Total	0
Member of the State Assembly - Total	425,526
Board of Equalization (State)	
Board Of Equalization	
Poll Place	425,526
Vote by Mail	425,526
Mail Ballot	425,526
Board Of Equalization - Total	425,526
Cumulative	
Poll Place	0
Vote by Mail	0
Mail Ballot	0
Cumulative - Total	0
Board of Equalization (State) - Total	425,526
County	
Kern County	
Poll Place	425,526
Vote by Mail	425,526
Mail Ballot	425,526
Kern County - Total	425,526
Cumulative	
Poll Place	0
Vote by Mail	0
Mail Ballot	0
Cumulative - Total	0
County - Total	425,526

District	JOSEPH R. BIDEN FOR PRESIDENT (DEM)		DONALD J. TRUMP FOR PRESIDENT (REP)	
Cumulative				
Poll Place	0		0	
Vote by Mail	0		0	
Mail Ballot	0		0	
Cumulative - Total	0		0	
Member of the State Assembly - Total	133,366	43.68%	164,484	53.88%
Board of Equalization (State)				
Board Of Equalization				
Poll Place	12,791	30.62%	28,099	67.27%
Vote by Mail	111,757	46.38%	123,158	51.11%
Mail Ballot	8,818	39.10%	13,227	58.65%
Board Of Equalization - Total	133,366	43.68%	164,484	53.88%
Cumulative				
Poll Place	0		0	
Vote by Mail	0		0	
Mail Ballot	0		0	
Cumulative - Total	0		0	
Board of Equalization (State) - Total	133,366	43.68%	164,484	53.88%
County				
Kern County				
Poll Place	12,791	30.62%	28,099	67.27%
Vote by Mail	111,757	46.38%	123,158	51.11%
Mail Ballot	8,818	39.10%	13,227	58.65%
Kern County - Total	133,366	43.68%	164,484	53.88%
Cumulative				
Poll Place	0		0	
Vote by Mail	0		0	
Mail Ballot	0		0	
Cumulative - Total	0		0	
County - Total	133,366	43.68%	164,484	53.88%

District	GLORIA LA RIVA FOR PRESIDENT (PF)		ROQUE "ROCKY" DE LA FUENTE GUERRA FOR PRESIDENT (AIP)		HOWIE HAWKINS FOR PRESIDENT (GRN)		JO JORGENSEN FOR PRESIDENT (LIB)		Total Votes	Brian Carroll Qualified Write In		Mark Charles Qualified Write In	
Cumulative													
Poll Place	0		0		0		0		0	0		0	
Vote by Mail	0		0		0		0		0	0		0	
Mail Ballot	0		0		0		0		0	0		0	
Cumulative - Total	0		0		0		0		0	0		0	
Member of the State Assembly - Total	1,096	0.36%	1,264	0.41%	1,074	0.35%	3,942	1.29%	305,292	35	0.01%	20	0.01%
Board of Equalization (State)													
Board Of Equalization													
Poll Place	157	0.38%	192	0.46%	79	0.19%	447	1.07%	41,772	2	0.00%	5	0.01%
Vote by Mail	849	0.35%	988	0.41%	928	0.39%	3,230	1.34%	240,968	33	0.01%	14	0.01%
Mail Ballot	90	0.40%	84	0.37%	67	0.30%	265	1.18%	22,552	0	0.00%	1	0.00%
Board Of Equalization - Total	1,096	0.36%	1,264	0.41%	1,074	0.35%	3,942	1.29%	305,292	35	0.01%	20	0.01%
Cumulative													
Poll Place	0		0		0		0		0	0		0	
Vote by Mail	0		0		0		0		0	0		0	
Mail Ballot	0		0		0		0		0	0		0	
Cumulative - Total	0		0		0		0		0	0		0	
Board of Equalization (State) - Total	1,096	0.36%	1,264	0.41%	1,074	0.35%	3,942	1.29%	305,292	35	0.01%	20	0.01%
County													
Kern County													
Poll Place	157	0.38%	192	0.46%	79	0.19%	447	1.07%	41,772	2	0.00%	5	0.01%
Vote by Mail	849	0.35%	988	0.41%	928	0.39%	3,230	1.34%	240,968	33	0.01%	14	0.01%
Mail Ballot	90	0.40%	84	0.37%	67	0.30%	265	1.18%	22,552	0	0.00%	1	0.00%
Kern County - Total	1,096	0.36%	1,264	0.41%	1,074	0.35%	3,942	1.29%	305,292	35	0.01%	20	0.01%
Cumulative													
Poll Place	0		0		0		0		0	0		0	
Vote by Mail	0		0		0		0		0	0		0	
Mail Ballot	0		0		0		0		0	0		0	
Cumulative - Total	0		0		0		0		0	0		0	
County - Total	1,096	0.36%	1,264	0.41%	1,074	0.35%	3,942	1.29%	305,292	35	0.01%	20	0.01%

District	Joseph Kishore Qualified Write In		Brock Pierce Qualified Write In		Jesse Ventura Qualified Write In	
Cumulative						
Poll Place	0		0		0	
Vote by Mail	0		0		0	
Mail Ballot	0		0		0	
Cumulative - Total	0		0		0	
Member of the State Assembly - Total	0	0.00%	2	0.00%	9	0.00%
Board of Equalization (State)						
Board Of Equalization						
Poll Place	0	0.00%	0	0.00%	0	0.00%
Vote by Mail	0	0.00%	2	0.00%	9	0.00%
Mail Ballot	0	0.00%	0	0.00%	0	0.00%
Board Of Equalization - Total	0	0.00%	2	0.00%	9	0.00%
Cumulative						
Poll Place	0		0		0	
Vote by Mail	0		0		0	
Mail Ballot	0		0		0	
Cumulative - Total	0		0		0	
Board of Equalization (State) - Total	0	0.00%	2	0.00%	9	0.00%
County						
Kern County						
Poll Place	0	0.00%	0	0.00%	0	0.00%
Vote by Mail	0	0.00%	2	0.00%	9	0.00%
Mail Ballot	0	0.00%	0	0.00%	0	0.00%
Kern County - Total	0	0.00%	2	0.00%	9	0.00%
Cumulative						
Poll Place	0		0		0	
Vote by Mail	0		0		0	
Mail Ballot	0		0		0	
Cumulative - Total	0		0		0	
County - Total	0	0.00%	2	0.00%	9	0.00%

District	Registered Voters
County Supervisor	
1st Supervisorial District	
Poll Place	111,879
Vote by Mail	111,879
Mail Ballot	111,879
1st Supervisorial District - Total	111,879
2nd Supervisorial District	
Poll Place	93,909
Vote by Mail	93,909
Mail Ballot	93,909
2nd Supervisorial District - Total	93,909
3rd Supervisorial District	
Poll Place	94,205
Vote by Mail	94,205
Mail Ballot	94,205
3rd Supervisorial District - Total	94,205
4th Supervisorial District	
Poll Place	62,713
Vote by Mail	62,713
Mail Ballot	62,713
4th Supervisorial District - Total	62,713
5th Supervisorial District	
Poll Place	62,820
Vote by Mail	62,820
Mail Ballot	62,820
5th Supervisorial District - Total	62,820
Cumulative	
Poll Place	0
Vote by Mail	0

District	JOSEPH R. BIDEN FOR PRESIDENT (DEM)		DONALD J. TRUMP FOR PRESIDENT (REP)	
County Supervisor				
1st Supervisorial District				
Poll Place	2,162	17.35%	10,060	80.71%
Vote by Mail	25,399	34.01%	47,390	63.45%
Mail Ballot	1,197	28.13%	2,968	69.74%
1st Supervisorial District - Total	28,758	31.46%	60,418	66.10%
2nd Supervisorial District				
Poll Place	2,791	26.44%	7,551	71.55%
Vote by Mail	24,321	44.83%	28,518	52.56%
Mail Ballot	1,921	36.40%	3,239	61.38%
2nd Supervisorial District - Total	29,033	41.42%	39,308	56.08%
3rd Supervisorial District				
Poll Place	2,742	28.79%	6,579	69.08%
Vote by Mail	26,033	46.02%	29,109	51.45%
Mail Ballot	595	30.23%	1,338	67.99%
3rd Supervisorial District - Total	29,370	43.15%	37,026	54.40%
4th Supervisorial District				
Poll Place	2,611	53.26%	2,187	44.61%
Vote by Mail	18,673	62.89%	10,412	35.07%
Mail Ballot	2,709	38.31%	4,231	59.83%
4th Supervisorial District - Total	23,993	57.59%	16,830	40.39%
5th Supervisorial District				
Poll Place	2,485	57.42%	1,722	39.79%
Vote by Mail	17,331	67.28%	7,729	30.00%
Mail Ballot	2,396	60.22%	1,451	36.47%
5th Supervisorial District - Total	22,212	65.20%	10,902	32.00%
Cumulative				
Poll Place	0		0	
Vote by Mail	0		0	

District	GLORIA LA RIVA FOR PRESIDENT (PF)		ROQUE "ROCKY" DE LA FUENTE GUERRA FOR PRESIDENT (AIP)		HOWIE HAWKINS FOR PRESIDENT (GRN)		JO JORGENSEN FOR PRESIDENT (LIB)		Total Votes	Brian Carroll Qualified Write In		Mark Charles Qualified Write In	
County Supervisor													
1st Supervisorial District													
Poll Place	25	0.20%	41	0.33%	15	0.12%	159	1.28%	12,464	1	0.01%	1	0.01%
Vote by Mail	154	0.21%	239	0.32%	259	0.35%	1,228	1.64%	74,685	9	0.01%	4	0.01%
Mail Ballot	16	0.38%	14	0.33%	6	0.14%	54	1.27%	4,256	0	0.00%	1	0.02%
1st Supervisorial District - Total	195	0.21%	294	0.32%	280	0.31%	1,441	1.58%	91,405	10	0.01%	6	0.01%
2nd Supervisorial District													
Poll Place	29	0.27%	43	0.41%	22	0.21%	117	1.11%	10,554	0	0.00%	1	0.01%
Vote by Mail	171	0.32%	222	0.41%	213	0.39%	798	1.47%	54,257	8	0.01%	3	0.01%
Mail Ballot	21	0.40%	16	0.30%	13	0.25%	67	1.27%	5,277	0	0.00%	0	0.00%
2nd Supervisorial District - Total	221	0.32%	281	0.40%	248	0.35%	982	1.40%	70,088	8	0.01%	4	0.01%
3rd Supervisorial District													
Poll Place	28	0.29%	52	0.55%	22	0.23%	98	1.03%	9,524	0	0.00%	3	0.03%
Vote by Mail	193	0.34%	243	0.43%	225	0.40%	755	1.33%	56,575	7	0.01%	7	0.01%
Mail Ballot	8	0.41%	1	0.05%	2	0.10%	24	1.22%	1,968	0	0.00%	0	0.00%
3rd Supervisorial District - Total	229	0.34%	296	0.43%	249	0.37%	877	1.29%	68,067	7	0.01%	10	0.01%
4th Supervisorial District													
Poll Place	33	0.67%	25	0.51%	9	0.18%	37	0.75%	4,902	0	0.00%	0	0.00%
Vote by Mail	138	0.46%	143	0.48%	100	0.34%	218	0.73%	29,691	6	0.02%	0	0.00%
Mail Ballot	14	0.20%	27	0.38%	18	0.25%	73	1.03%	7,072	0	0.00%	0	0.00%
4th Supervisorial District - Total	185	0.44%	195	0.47%	127	0.30%	328	0.79%	41,665	6	0.01%	0	0.00%
5th Supervisorial District													
Poll Place	42	0.97%	31	0.72%	11	0.25%	36	0.83%	4,328	1	0.02%	0	0.00%
Vote by Mail	193	0.75%	141	0.55%	131	0.51%	231	0.90%	25,760	3	0.01%	0	0.00%
Mail Ballot	31	0.78%	26	0.65%	28	0.70%	47	1.18%	3,979	0	0.00%	0	0.00%
5th Supervisorial District - Total	266	0.78%	198	0.58%	170	0.50%	314	0.92%	34,067	4	0.01%	0	0.00%
Cumulative													
Poll Place	0		0		0		0		0	0		0	
Vote by Mail	0		0		0		0		0	0		0	

District	Joseph Kishore Qualified Write In		Brock Pierce Qualified Write In		Jesse Ventura Qualified Write In	
County Supervisor						
1st Supervisorial District						
Poll Place	0	0.00%	0	0.00%	0	0.00%
Vote by Mail	0	0.00%	2	0.00%	1	0.00%
Mail Ballot	0	0.00%	0	0.00%	0	0.00%
1st Supervisorial District - Total	0	0.00%	2	0.00%	1	0.00%
2nd Supervisorial District						
Poll Place	0	0.00%	0	0.00%	0	0.00%
Vote by Mail	0	0.00%	0	0.00%	3	0.01%
Mail Ballot	0	0.00%	0	0.00%	0	0.00%
2nd Supervisorial District - Total	0	0.00%	0	0.00%	3	0.00%
3rd Supervisorial District						
Poll Place	0	0.00%	0	0.00%	0	0.00%
Vote by Mail	0	0.00%	0	0.00%	3	0.01%
Mail Ballot	0	0.00%	0	0.00%	0	0.00%
3rd Supervisorial District - Total	0	0.00%	0	0.00%	3	0.00%
4th Supervisorial District						
Poll Place	0	0.00%	0	0.00%	0	0.00%
Vote by Mail	0	0.00%	0	0.00%	1	0.00%
Mail Ballot	0	0.00%	0	0.00%	0	0.00%
4th Supervisorial District - Total	0	0.00%	0	0.00%	1	0.00%
5th Supervisorial District						
Poll Place	0	0.00%	0	0.00%	0	0.00%
Vote by Mail	0	0.00%	0	0.00%	1	0.00%
Mail Ballot	0	0.00%	0	0.00%	0	0.00%
5th Supervisorial District - Total	0	0.00%	0	0.00%	1	0.00%
Cumulative						
Poll Place	0		0		0	
Vote by Mail	0		0		0	

District	Registered Voters
Mail Ballot	0
Cumulative - Total	0
County Supervisor - Total	425,526
Cities	
City of Arvin	
Poll Place	5,367
Vote by Mail	5,367
Mail Ballot	5,367
City of Arvin - Total	5,367
City of Bakersfield	
Poll Place	204,058
Vote by Mail	204,058
Mail Ballot	204,058
City of Bakersfield - Total	204,058
City of California City	
Poll Place	6,415
Vote by Mail	6,415
Mail Ballot	6,415
City of California City - Total	6,415
City of Delano	
Poll Place	15,671
Vote by Mail	15,671
Mail Ballot	15,671
City of Delano - Total	15,671
City of Maricopa	
Poll Place	485
Vote by Mail	485
Mail Ballot	485
City of Maricopa - Total	485
City of McFarland	
Poll Place	4,209

District	JOSEPH R. BIDEN FOR PRESIDENT (DEM)		DONALD J. TRUMP FOR PRESIDENT (REP)	
Mail Ballot	0		0	
Cumulative - Total	0		0	
County Supervisor - Total	133,366	43.68%	164,484	53.88%
Cities				
City of Arvin				
Poll Place	350	70.85%	136	27.53%
Vote by Mail	2,032	75.04%	609	22.49%
Mail Ballot	0		0	
City of Arvin - Total	2,382	74.39%	745	23.27%
City of Bakersfield				
Poll Place	6,091	33.00%	11,986	64.93%
Vote by Mail	59,717	49.37%	58,371	48.26%
Mail Ballot	4,068	48.06%	4,191	49.52%
City of Bakersfield - Total	69,876	47.25%	74,548	50.41%
City of California City				
Poll Place	278	33.45%	530	63.78%
Vote by Mail	1,841	49.62%	1,759	47.41%
Mail Ballot	10	27.78%	25	69.44%
City of California City - Total	2,129	46.52%	2,314	50.56%
City of Delano				
Poll Place	749	60.02%	468	37.50%
Vote by Mail	6,004	69.02%	2,545	29.26%
Mail Ballot	1	50.00%	1	50.00%
City of Delano - Total	6,754	67.89%	3,014	30.29%
City of Maricopa				
Poll Place	9	9.57%	81	86.17%
Vote by Mail	59	20.49%	225	78.13%
Mail Ballot	0		0	
City of Maricopa - Total	68	17.80%	306	80.10%
City of McFarland				
Poll Place	303	62.60%	163	33.68%

District	GLORIA LA RIVA FOR PRESIDENT (PF)		ROQUE "ROCKY" DE LA FUENTE GUERRA FOR PRESIDENT (AIP)		HOWIE HAWKINS FOR PRESIDENT (GRN)		JO JORGENSEN FOR PRESIDENT (LIB)		Total Votes	Brian Carroll Qualified Write In		Mark Charles Qualified Write In	
Mail Ballot	0		0		0		0		0	0		0	
Cumulative - Total	0		0		0		0		0	0		0	
County Supervisor - Total	1,096	0.36%	1,264	0.41%	1,074	0.35%	3,942	1.29%	305,292	35	0.01%	20	0.01%
Cities													
City of Arvin													
Poll Place	3	0.61%	3	0.61%	0	0.00%	2	0.40%	494	0	0.00%	0	0.00%
Vote by Mail	12	0.44%	12	0.44%	14	0.52%	28	1.03%	2,708	1	0.04%	0	0.00%
Mail Ballot	0		0		0		0		0	0		0	
City of Arvin - Total	15	0.47%	15	0.47%	14	0.44%	30	0.94%	3,202	1	0.03%	0	0.00%
City of Bakersfield													
Poll Place	63	0.34%	106	0.57%	30	0.16%	179	0.97%	18,460	1	0.01%	4	0.02%
Vote by Mail	416	0.34%	509	0.42%	471	0.39%	1,443	1.19%	120,954	17	0.01%	8	0.01%
Mail Ballot	40	0.47%	33	0.39%	28	0.33%	103	1.22%	8,464	0	0.00%	1	0.01%
City of Bakersfield - Total	519	0.35%	648	0.44%	529	0.36%	1,725	1.17%	147,878	18	0.01%	13	0.01%
City of California City													
Poll Place	5	0.60%	4	0.48%	5	0.60%	9	1.08%	831	0	0.00%	0	0.00%
Vote by Mail	14	0.38%	15	0.40%	20	0.54%	61	1.64%	3,710	0	0.00%	0	0.00%
Mail Ballot	0	0.00%	0	0.00%	1	2.78%	0	0.00%	36	0	0.00%	0	0.00%
City of California City - Total	19	0.42%	19	0.42%	26	0.57%	70	1.53%	4,577	0	0.00%	0	0.00%
City of Delano													
Poll Place	11	0.88%	6	0.48%	1	0.08%	13	1.04%	1,248	0	0.00%	0	0.00%
Vote by Mail	41	0.47%	47	0.54%	22	0.25%	35	0.40%	8,699	4	0.05%	0	0.00%
Mail Ballot	0	0.00%	0	0.00%	0	0.00%	0	0.00%	2	0	0.00%	0	0.00%
City of Delano - Total	52	0.52%	53	0.53%	23	0.23%	48	0.48%	9,949	4	0.04%	0	0.00%
City of Maricopa													
Poll Place	2	2.13%	0	0.00%	0	0.00%	2	2.13%	94	0	0.00%	0	0.00%
Vote by Mail	1	0.35%	0	0.00%	1	0.35%	2	0.69%	288	0	0.00%	0	0.00%
Mail Ballot	0		0		0		0		0	0		0	
City of Maricopa - Total	3	0.79%	0	0.00%	1	0.26%	4	1.05%	382	0	0.00%	0	0.00%
City of McFarland													
Poll Place	6	1.24%	3	0.62%	3	0.62%	6	1.24%	484	0	0.00%	0	0.00%

District	Joseph Kishore Qualified Write In		Brock Pierce Qualified Write In		Jesse Ventura Qualified Write In	
Mail Ballot	0		0		0	
Cumulative - Total	0		0		0	
County Supervisor - Total	0	0.00%	2	0.00%	9	0.00%
Cities						
City of Arvin						
Poll Place	0	0.00%	0	0.00%	0	0.00%
Vote by Mail	0	0.00%	0	0.00%	0	0.00%
Mail Ballot	0		0		0	
City of Arvin - Total	0	0.00%	0	0.00%	0	0.00%
City of Bakersfield						
Poll Place	0	0.00%	0	0.00%	0	0.00%
Vote by Mail	0	0.00%	0	0.00%	2	0.00%
Mail Ballot	0	0.00%	0	0.00%	0	0.00%
City of Bakersfield - Total	0	0.00%	0	0.00%	2	0.00%
City of California City						
Poll Place	0	0.00%	0	0.00%	0	0.00%
Vote by Mail	0	0.00%	0	0.00%	0	0.00%
Mail Ballot	0	0.00%	0	0.00%	0	0.00%
City of California City - Total	0	0.00%	0	0.00%	0	0.00%
City of Delano						
Poll Place	0	0.00%	0	0.00%	0	0.00%
Vote by Mail	0	0.00%	0	0.00%	1	0.01%
Mail Ballot	0	0.00%	0	0.00%	0	0.00%
City of Delano - Total	0	0.00%	0	0.00%	1	0.01%
City of Maricopa						
Poll Place	0	0.00%	0	0.00%	0	0.00%
Vote by Mail	0	0.00%	0	0.00%	0	0.00%
Mail Ballot	0		0		0	
City of Maricopa - Total	0	0.00%	0	0.00%	0	0.00%
City of McFarland						
Poll Place	0	0.00%	0	0.00%	0	0.00%

District	Registered Voters
Vote by Mail	4,209
Mail Ballot	4,209
City of McFarland - Total	4,209
City of Ridgecrest	
Poll Place	16,379
Vote by Mail	16,379
Mail Ballot	16,379
City of Ridgecrest - Total	16,379
City of Shafter	
Poll Place	7,671
Vote by Mail	7,671
Mail Ballot	7,671
City of Shafter - Total	7,671
City of Taft	
Poll Place	3,373
Vote by Mail	3,373
Mail Ballot	3,373
City of Taft - Total	3,373
City of Tehachapi	
Poll Place	4,585
Vote by Mail	4,585
Mail Ballot	4,585
City of Tehachapi - Total	4,585
City of Wasco	
Poll Place	7,819
Vote by Mail	7,819
Mail Ballot	7,819
City of Wasco - Total	7,819
Unincorporated	
Poll Place	149,494
Vote by Mail	149,494
Mail Ballot	149,494
Unincorporated - Total	149,494

District	JOSEPH R. BIDEN FOR PRESIDENT (DEM)		DONALD J. TRUMP FOR PRESIDENT (REP)	
Vote by Mail	1,524	73.48%	501	24.16%
Mail Ballot	0		0	
City of McFarland - Total	1,827	71.42%	664	25.96%
City of Ridgecrest				
Poll Place	319	18.19%	1,370	78.11%
Vote by Mail	4,212	38.07%	6,326	57.18%
Mail Ballot	39	67.24%	17	29.31%
City of Ridgecrest - Total	4,570	35.49%	7,713	59.90%
City of Shafter				
Poll Place	340	46.90%	371	51.17%
Vote by Mail	1,874	53.24%	1,576	44.77%
Mail Ballot	411	38.96%	619	58.67%
City of Shafter - Total	2,625	49.53%	2,566	48.42%
City of Taft				
Poll Place	53	10.75%	433	87.83%
Vote by Mail	408	20.35%	1,552	77.41%
Mail Ballot	0		0	
City of Taft - Total	461	18.45%	1,985	79.46%
City of Tehachapi				
Poll Place	97	19.09%	401	78.94%
Vote by Mail	1,068	37.01%	1,731	59.98%
Mail Ballot	65	28.76%	154	68.14%
City of Tehachapi - Total	1,230	33.98%	2,286	63.15%
City of Wasco				
Poll Place	345	49.71%	338	48.70%
Vote by Mail	2,383	59.26%	1,533	38.12%
Mail Ballot	104	35.74%	183	62.89%
City of Wasco - Total	2,832	56.57%	2,054	41.03%
Unincorporated				
Poll Place	3,857	24.13%	11,822	73.95%
Vote by Mail	30,635	38.76%	46,430	58.74%
Mail Ballot	4,120	33.17%	8,037	64.71%
Unincorporated - Total	38,612	35.94%	66,289	61.70%

138 of 330

Exhibit F

District	GLORIA LA RIVA FOR PRESIDENT (PF)		ROQUE "ROCKY" DE LA FUENTE GUERRA FOR PRESIDENT (AIP)		HOWIE HAWKINS FOR PRESIDENT (GRN)		JO JORGENSEN FOR PRESIDENT (LIB)		Total Votes	Brian Carroll Qualified Write In		Mark Charles Qualified Write In	
Vote by Mail	17	0.82%	7	0.34%	17	0.82%	8	0.39%	2,074	0	0.00%	0	0.00%
Mail Ballot	0		0		0		0		0	0		0	
City of McFarland - Total	23	0.90%	10	0.39%	20	0.78%	14	0.55%	2,558	0	0.00%	0	0.00%
City of Ridgecrest													
Poll Place	3	0.17%	10	0.57%	3	0.17%	49	2.79%	1,754	0	0.00%	0	0.00%
Vote by Mail	25	0.23%	49	0.44%	51	0.46%	394	3.56%	11,064	3	0.03%	1	0.01%
Mail Ballot	0	0.00%	0	0.00%	0	0.00%	2	3.45%	58	0	0.00%	0	0.00%
City of Ridgecrest - Total	28	0.22%	59	0.46%	54	0.42%	445	3.46%	12,876	3	0.02%	1	0.01%
City of Shafter													
Poll Place	4	0.55%	4	0.55%	2	0.28%	4	0.55%	725	0	0.00%	0	0.00%
Vote by Mail	19	0.54%	15	0.43%	11	0.31%	25	0.71%	3,520	0	0.00%	0	0.00%
Mail Ballot	0	0.00%	8	0.76%	2	0.19%	15	1.42%	1,055	0	0.00%	0	0.00%
City of Shafter - Total	23	0.43%	27	0.51%	15	0.28%	44	0.83%	5,300	0	0.00%	0	0.00%
City of Taft													
Poll Place	0	0.00%	2	0.41%	0	0.00%	5	1.01%	493	0	0.00%	0	0.00%
Vote by Mail	3	0.15%	5	0.25%	7	0.35%	30	1.50%	2,005	0	0.00%	0	0.00%
Mail Ballot	0		0		0		0		0	0		0	
City of Taft - Total	3	0.12%	7	0.28%	7	0.28%	35	1.40%	2,498	0	0.00%	0	0.00%
City of Tehachapi													
Poll Place	0	0.00%	1	0.20%	0	0.00%	8	1.57%	508	0	0.00%	1	0.20%
Vote by Mail	3	0.10%	15	0.52%	17	0.59%	51	1.77%	2,886	0	0.00%	1	0.03%
Mail Ballot	0	0.00%	3	1.33%	1	0.44%	3	1.33%	226	0	0.00%	0	0.00%
City of Tehachapi - Total	3	0.08%	19	0.52%	18	0.50%	62	1.71%	3,620	0	0.00%	2	0.06%
City of Wasco													
Poll Place	4	0.58%	3	0.43%	0	0.00%	4	0.58%	694	0	0.00%	0	0.00%
Vote by Mail	20	0.50%	30	0.75%	14	0.35%	41	1.02%	4,021	0	0.00%	0	0.00%
Mail Ballot	0	0.00%	1	0.34%	1	0.34%	2	0.69%	291	0	0.00%	0	0.00%
City of Wasco - Total	24	0.48%	34	0.68%	15	0.30%	47	0.94%	5,006	0	0.00%	0	0.00%
Unincorporated													
Poll Place	56	0.35%	50	0.31%	35	0.22%	166	1.04%	15,987	1	0.01%	0	0.00%
Vote by Mail	278	0.35%	284	0.36%	283	0.36%	1,112	1.41%	79,039	8	0.01%	4	0.01%
Mail Ballot	50	0.40%	39	0.31%	34	0.27%	140	1.13%	12,420	0	0.00%	0	0.00%
Unincorporated - Total	384	0.36%	373	0.35%	352	0.34%	1,418	1.32%	107,446	9	0.01%	4	0.00%

139 of 3301

District	Joseph Kishore Qualified Write In		Brock Pierce Qualified Write In		Jesse Ventura Qualified Write In	
Vote by Mail	0	0.00%	0	0.00%	0	0.00%
Mail Ballot	0		0		0	
City of McFarland - Total	0	0.00%	0	0.00%	0	0.00%
City of Ridgecrest						
Poll Place	0	0.00%	0	0.00%	0	0.00%
Vote by Mail	0	0.00%	2	0.02%	1	0.01%
Mail Ballot	0	0.00%	0	0.00%	0	0.00%
City of Ridgecrest - Total	0	0.00%	2	0.02%	1	0.01%
City of Shafter						
Poll Place	0	0.00%	0	0.00%	0	0.00%
Vote by Mail	0	0.00%	0	0.00%	0	0.00%
Mail Ballot	0	0.00%	0	0.00%	0	0.00%
City of Shafter - Total	0	0.00%	0	0.00%	0	0.00%
City of Taft						
Poll Place	0	0.00%	0	0.00%	0	0.00%
Vote by Mail	0	0.00%	0	0.00%	0	0.00%
Mail Ballot	0		0		0	
City of Taft - Total	0	0.00%	0	0.00%	0	0.00%
City of Tehachapi						
Poll Place	0	0.00%	0	0.00%	0	0.00%
Vote by Mail	0	0.00%	0	0.00%	0	0.00%
Mail Ballot	0	0.00%	0	0.00%	0	0.00%
City of Tehachapi - Total	0	0.00%	0	0.00%	0	0.00%
City of Wasco						
Poll Place	0	0.00%	0	0.00%	0	0.00%
Vote by Mail	0	0.00%	0	0.00%	0	0.00%
Mail Ballot	0	0.00%	0	0.00%	0	0.00%
City of Wasco - Total	0	0.00%	0	0.00%	0	0.00%
Unincorporated						
Poll Place	0	0.00%	0	0.00%	0	0.00%
Vote by Mail	0	0.00%	0	0.00%	5	0.01%
Mail Ballot	0	0.00%	0	0.00%	0	0.00%
Unincorporated - Total	0	0.00%	0	0.00%	5	0.00%

140 of 3301

Exhibit F

District	Registered Voters
Cumulative	
Poll Place	0
Vote by Mail	0
Mail Ballot	0
Cumulative - Total	0
Cities - Total	425,526
Unincorporated	
Unincorporated Area	
Poll Place	151,129
Vote by Mail	151,129
Mail Ballot	151,129
Unincorporated Area - Total	151,129
Unincorporated	
Poll Place	274,397
Vote by Mail	274,397
Mail Ballot	274,397
Unincorporated - Total	274,397
Cumulative	
Poll Place	0
Vote by Mail	0
Mail Ballot	0
Cumulative - Total	0
Unincorporated - Total	425,526

District	JOSEPH R. BIDEN FOR PRESIDENT (DEM)		DONALD J. TRUMP FOR PRESIDENT (REP)	
Cumulative				
Poll Place	0		0	
Vote by Mail	0		0	
Mail Ballot	0		0	
Cumulative - Total	0		0	
Cities - Total	133,366	43.68%	164,484	53.88%
Unincorporated				
Unincorporated Area				
Poll Place	3,857	24.13%	11,822	73.95%
Vote by Mail	30,635	38.76%	46,430	58.74%
Mail Ballot	4,486	32.79%	8,902	65.08%
Unincorporated Area - Total	38,978	35.86%	67,154	61.78%
Unincorporated				
Poll Place	8,934	34.65%	16,277	63.13%
Vote by Mail	81,122	50.10%	76,728	47.38%
Mail Ballot	4,332	48.82%	4,325	48.74%
Unincorporated - Total	94,388	48.01%	97,330	49.51%
Cumulative				
Poll Place	0		0	
Vote by Mail	0		0	
Mail Ballot	0		0	
Cumulative - Total	0		0	
Unincorporated - Total	133,366	43.68%	164,484	53.88%

District	GLORIA LA RIVA FOR PRESIDENT (PF)		ROQUE "ROCKY" DE LA FUENTE GUERRA FOR PRESIDENT (AIP)		HOWIE HAWKINS FOR PRESIDENT (GRN)		JO JORGENSEN FOR PRESIDENT (LIB)		Total Votes	Brian Carroll Qualified Write In		Mark Charles Qualified Write In	
Cumulative													
Poll Place	0		0		0		0		0	0		0	
Vote by Mail	0		0		0		0		0	0		0	
Mail Ballot	0		0		0		0		0	0		0	
Cumulative - Total	0		0		0		0		0	0		0	
Cities - Total	1,096	0.36%	1,264	0.41%	1,074	0.35%	3,942	1.29%	305,292	35	0.01%	20	0.01%
Unincorporated													
Unincorporated Area													
Poll Place	56	0.35%	50	0.31%	35	0.22%	166	1.04%	15,987	1	0.01%	0	0.00%
Vote by Mail	278	0.35%	284	0.36%	283	0.36%	1,112	1.41%	79,039	8	0.01%	4	0.01%
Mail Ballot	52	0.38%	44	0.32%	36	0.26%	159	1.16%	13,679	0	0.00%	0	0.00%
Unincorporated Area - Total	386	0.36%	378	0.35%	354	0.33%	1,437	1.32%	108,705	9	0.01%	4	0.00%
Unincorporated													
Poll Place	101	0.39%	142	0.55%	44	0.17%	281	1.09%	25,785	1	0.00%	5	0.02%
Vote by Mail	571	0.35%	704	0.43%	645	0.40%	2,118	1.31%	161,929	25	0.02%	10	0.01%
Mail Ballot	38	0.43%	40	0.45%	31	0.35%	106	1.19%	8,873	0	0.00%	1	0.01%
Unincorporated - Total	710	0.36%	886	0.45%	720	0.37%	2,505	1.27%	196,587	26	0.01%	16	0.01%
Cumulative													
Poll Place	0		0		0		0		0	0		0	
Vote by Mail	0		0		0		0		0	0		0	
Mail Ballot	0		0		0		0		0	0		0	
Cumulative - Total	0		0		0		0		0	0		0	
Unincorporated - Total	1,096	0.36%	1,264	0.41%	1,074	0.35%	3,942	1.29%	305,292	35	0.01%	20	0.01%

District	Joseph Kishore Qualified Write In		Brock Pierce Qualified Write In		Jesse Ventura Qualified Write In	
Cumulative						
Poll Place	0		0		0	
Vote by Mail	0		0		0	
Mail Ballot	0		0		0	
Cumulative - Total	0		0		0	
Cities - Total	0	0.00%	2	0.00%	9	0.00%
Unincorporated						
Unincorporated Area						
Poll Place	0	0.00%	0	0.00%	0	0.00%
Vote by Mail	0	0.00%	0	0.00%	5	0.01%
Mail Ballot	0	0.00%	0	0.00%	0	0.00%
Unincorporated Area - Total	0	0.00%	0	0.00%	5	0.00%
Unincorporated						
Poll Place	0	0.00%	0	0.00%	0	0.00%
Vote by Mail	0	0.00%	2	0.00%	4	0.00%
Mail Ballot	0	0.00%	0	0.00%	0	0.00%
Unincorporated - Total	0	0.00%	2	0.00%	4	0.00%
Cumulative						
Poll Place	0		0		0	
Vote by Mail	0		0		0	
Mail Ballot	0		0		0	
Cumulative - Total	0		0		0	
Unincorporated - Total	0	0.00%	2	0.00%	9	0.00%

U.S. Representative 21st Cd (Vote for 1)

District	Registered Voters
United States Representative	
21st Congressional District	
Poll Place	108,068
Vote by Mail	108,068
Mail Ballot	108,068
21st Congressional District - Total	108,068
Cumulative	
Poll Place	0
Vote by Mail	0
Mail Ballot	0
Cumulative - Total	0
United States Representative - Total	108,068
State Senator	
14th Senatorial District	
Poll Place	96,248
Vote by Mail	96,248
Mail Ballot	96,248
14th Senatorial District - Total	96,248
16th Senatorial District	
Poll Place	11,820
Vote by Mail	11,820
Mail Ballot	11,820
16th Senatorial District - Total	11,820
Cumulative	
Poll Place	0
Vote by Mail	0

District	TJ COX (DEM)		DAVID G. VALADAO (REP)		Total Votes
United States Representative					
21st Congressional District					
Poll Place	3,986	50.97%	3,835	49.03%	7,821
Vote by Mail	29,022	62.43%	17,468	37.57%	46,490
Mail Ballot	3,645	43.38%	4,758	56.62%	8,403
21st Congressional District - Total	36,653	58.44%	26,061	41.56%	62,714
Cumulative					
Poll Place	0		0		0
Vote by Mail	0		0		0
Mail Ballot	0		0		0
Cumulative - Total	0		0		0
United States Representative - Total	36,653	58.44%	26,061	41.56%	62,714
State Senator					
14th Senatorial District					
Poll Place	3,620	52.39%	3,290	47.61%	6,910
Vote by Mail	26,129	63.43%	15,064	36.57%	41,193
Mail Ballot	3,193	44.59%	3,967	55.41%	7,160
14th Senatorial District - Total	32,942	59.61%	22,321	40.39%	55,263
16th Senatorial District					
Poll Place	366	40.18%	545	59.82%	911
Vote by Mail	2,893	54.62%	2,404	45.38%	5,297
Mail Ballot	452	36.36%	791	63.64%	1,243
16th Senatorial District - Total	3,711	49.81%	3,740	50.19%	7,451
Cumulative					
Poll Place	0		0		0
Vote by Mail	0		0		0

District	Registered Voters
Mail Ballot	0
Cumulative - Total	0
State Senator - Total	108,068
Member of the State Assembly	
32nd Assembly District	
Poll Place	98,331
Vote by Mail	98,331
Mail Ballot	98,331
32nd Assembly District - Total	98,331
34th Assembly District	
Poll Place	9,737
Vote by Mail	9,737
Mail Ballot	9,737
34th Assembly District - Total	9,737
Cumulative	
Poll Place	0
Vote by Mail	0
Mail Ballot	0
Cumulative - Total	0
Member of the State Assembly - Total	108,068
Board of Equalization (State)	
Board Of Equalization	
Poll Place	108,068
Vote by Mail	108,068
Mail Ballot	108,068
Board Of Equalization - Total	108,068
Cumulative	
Poll Place	0

District	TJ COX (DEM)		DAVID G. VALADAO (REP)		Total Votes
Mail Ballot	0		0		0
Cumulative - Total	0		0		0
State Senator - Total	36,653	58.44%	26,061	41.56%	62,714
Member of the State Assembly					
32nd Assembly District					
Poll Place	3,671	52.25%	3,355	47.75%	7,026
Vote by Mail	26,531	63.31%	15,377	36.69%	41,908
Mail Ballot	3,347	43.92%	4,274	56.08%	7,621
32nd Assembly District - Total	33,549	59.32%	23,006	40.68%	56,555
34th Assembly District					
Poll Place	315	39.62%	480	60.38%	795
Vote by Mail	2,491	54.36%	2,091	45.64%	4,582
Mail Ballot	298	38.11%	484	61.89%	782
34th Assembly District - Total	3,104	50.40%	3,055	49.60%	6,159
Cumulative					
Poll Place	0		0		0
Vote by Mail	0		0		0
Mail Ballot	0		0		0
Cumulative - Total	0		0		0
Member of the State Assembly - Total	36,653	58.44%	26,061	41.56%	62,714
Board of Equalization (State)					
Board Of Equalization					
Poll Place	3,986	50.97%	3,835	49.03%	7,821
Vote by Mail	29,022	62.43%	17,468	37.57%	46,490
Mail Ballot	3,645	43.38%	4,758	56.62%	8,403
Board Of Equalization - Total	36,653	58.44%	26,061	41.56%	62,714
Cumulative					
Poll Place	0		0		0

District	Registered Voters
Vote by Mail	0
Mail Ballot	0
Cumulative - Total	0
Board of Equalization (State) - Total	108,068
County	
Kern County	
Poll Place	108,068
Vote by Mail	108,068
Mail Ballot	108,068
Kern County - Total	108,068
Cumulative	
Poll Place	0
Vote by Mail	0
Mail Ballot	0
Cumulative - Total	0
County - Total	108,068
County Supervisor	
2nd Supervisorial District	
Poll Place	7,227
Vote by Mail	7,227
Mail Ballot	7,227
2nd Supervisorial District - Total	7,227
3rd Supervisorial District	
Poll Place	4,331
Vote by Mail	4,331
Mail Ballot	4,331
3rd Supervisorial District - Total	4,331
4th Supervisorial District	
Poll Place	51,048
Vote by Mail	51,048

District	TJ COX (DEM)		DAVID G. VALADAO (REP)		Total Votes
Vote by Mail	0		0		0
Mail Ballot	0		0		0
Cumulative - Total	0		0		0
Board of Equalization (State) - Total	36,653	58.44%	26,061	41.56%	62,714
County					
Kern County					
Poll Place	3,986	50.97%	3,835	49.03%	7,821
Vote by Mail	29,022	62.43%	17,468	37.57%	46,490
Mail Ballot	3,645	43.38%	4,758	56.62%	8,403
Kern County - Total	36,653	58.44%	26,061	41.56%	62,714
Cumulative					
Poll Place	0		0		0
Vote by Mail	0		0		0
Mail Ballot	0		0		0
Cumulative - Total	0		0		0
County - Total	36,653	58.44%	26,061	41.56%	62,714
County Supervisor					
2nd Supervisorial District					
Poll Place	196	44.55%	244	55.45%	440
Vote by Mail	1,424	55.34%	1,149	44.66%	2,573
Mail Ballot	729	46.58%	836	53.42%	1,565
2nd Supervisorial District - Total	2,349	51.31%	2,229	48.69%	4,578
3rd Supervisorial District					
Poll Place	140	35.99%	249	64.01%	389
Vote by Mail	1,255	54.83%	1,034	45.17%	2,289
Mail Ballot	0		0		0
3rd Supervisorial District - Total	1,395	52.09%	1,283	47.91%	2,678
4th Supervisorial District					
Poll Place	2,153	51.10%	2,060	48.90%	4,213

District	Registered Voters
Mail Ballot	51,048
4th Supervisorial District - Total	51,048
5th Supervisorial District	
Poll Place	45,462
Vote by Mail	45,462
Mail Ballot	45,462
5th Supervisorial District - Total	45,462
Cumulative	
Poll Place	0
Vote by Mail	0
Mail Ballot	0
Cumulative - Total	0
County Supervisor - Total	108,068
Cities	
City of Arvin	
Poll Place	5,367
Vote by Mail	5,367
Mail Ballot	5,367
City of Arvin - Total	5,367
City of Bakersfield	
Poll Place	34,130
Vote by Mail	34,130
Mail Ballot	34,130
City of Bakersfield - Total	34,130
City of Delano	
Poll Place	15,671
Vote by Mail	15,671
Mail Ballot	15,671
City of Delano - Total	15,671
City of McFarland	

District	TJ COX (DEM)		DAVID G. VALADAO (REP)		Total Votes
Vote by Mail	14,701	62.07%	8,985	37.93%	23,686
Mail Ballot	1,415	32.86%	2,891	67.14%	4,306
4th Supervisorial District - Total	18,269	56.73%	13,936	43.27%	32,205
5th Supervisorial District					
Poll Place	1,497	53.87%	1,282	46.13%	2,779
Vote by Mail	11,642	64.89%	6,300	35.11%	17,942
Mail Ballot	1,501	59.28%	1,031	40.72%	2,532
5th Supervisorial District - Total	14,640	62.96%	8,613	37.04%	23,253
Cumulative					
Poll Place	0		0		0
Vote by Mail	0		0		0
Mail Ballot	0		0		0
Cumulative - Total	0		0		0
County Supervisor - Total	36,653	58.44%	26,061	41.56%	62,714
Cities					
City of Arvin					
Poll Place	274	57.56%	202	42.44%	476
Vote by Mail	1,924	71.66%	761	28.34%	2,685
Mail Ballot	0		0		0
City of Arvin - Total	2,198	69.53%	963	30.47%	3,161
City of Bakersfield					
Poll Place	1,050	50.22%	1,041	49.78%	2,091
Vote by Mail	9,306	63.45%	5,360	36.55%	14,666
Mail Ballot	1,111	57.24%	830	42.76%	1,941
City of Bakersfield - Total	11,467	61.33%	7,231	38.67%	18,698
City of Delano					
Poll Place	683	55.26%	553	44.74%	1,236
Vote by Mail	5,659	65.47%	2,984	34.53%	8,643
Mail Ballot	1	50.00%	1	50.00%	2
City of Delano - Total	6,343	64.19%	3,538	35.81%	9,881
City of McFarland					

District	Registered Voters
Poll Place	4,209
Vote by Mail	4,209
Mail Ballot	4,209
City of McFarland - Total	4,209
City of Shafter	
Poll Place	7,671
Vote by Mail	7,671
Mail Ballot	7,671
City of Shafter - Total	7,671
City of Wasco	
Poll Place	7,819
Vote by Mail	7,819
Mail Ballot	7,819
City of Wasco - Total	7,819
Unincorporated	
Poll Place	33,201
Vote by Mail	33,201
Mail Ballot	33,201
Unincorporated - Total	33,201
Cumulative	
Poll Place	0
Vote by Mail	0
Mail Ballot	0
Cumulative - Total	0
Cities - Total	108,068
Unincorporated	
Unincorporated Area	
Poll Place	33,425
Vote by Mail	33,425
Mail Ballot	33,425
Unincorporated Area - Total	33,425
Unincorporated	
Poll Place	74,643

District	TJ COX (DEM)		DAVID G. VALADAO (REP)		Total Votes
Poll Place	273	56.64%	209	43.36%	482
Vote by Mail	1,426	68.86%	645	31.14%	2,071
Mail Ballot	0		0		0
City of McFarland - Total	1,699	66.55%	854	33.45%	2,553
City of Shafter					
Poll Place	304	42.46%	412	57.54%	716
Vote by Mail	1,703	48.53%	1,806	51.47%	3,509
Mail Ballot	369	34.84%	690	65.16%	1,059
City of Shafter - Total	2,376	44.97%	2,908	55.03%	5,284
City of Wasco					
Poll Place	304	44.38%	381	55.62%	685
Vote by Mail	2,158	54.04%	1,835	45.96%	3,993
Mail Ballot	85	28.62%	212	71.38%	297
City of Wasco - Total	2,547	51.20%	2,428	48.80%	4,975
Unincorporated					
Poll Place	1,098	51.43%	1,037	48.57%	2,135
Vote by Mail	6,846	62.68%	4,077	37.32%	10,923
Mail Ballot	2,079	40.73%	3,025	59.27%	5,104
Unincorporated - Total	10,023	55.19%	8,139	44.81%	18,162
Cumulative					
Poll Place	0		0		0
Vote by Mail	0		0		0
Mail Ballot	0		0		0
Cumulative - Total	0		0		0
Cities - Total	36,653	58.44%	26,061	41.56%	62,714
Unincorporated					
Unincorporated Area					
Poll Place	1,098	51.43%	1,037	48.57%	2,135
Vote by Mail	6,846	62.68%	4,077	37.32%	10,923
Mail Ballot	2,116	40.14%	3,155	59.86%	5,271
Unincorporated Area - Total	10,060	54.89%	8,269	45.11%	18,329
Unincorporated					
Poll Place	2,888	50.79%	2,798	49.21%	5,686

148 of 3301

Exhibit F

District	Registered Voters
Vote by Mail	74,643
Mail Ballot	74,643
Unincorporated - Total	74,643
Cumulative	
Poll Place	0
Vote by Mail	0
Mail Ballot	0
Cumulative - Total	0
Unincorporated - Total	108,068

District	TJ COX (DEM)		DAVID G. VALADAO (REP)		Total Votes
Vote by Mail	22,176	62.35%	13,391	37.65%	35,567
Mail Ballot	1,529	48.82%	1,603	51.18%	3,132
Unincorporated - Total	26,593	59.91%	17,792	40.09%	44,385
Cumulative					
Poll Place	0		0		0
Vote by Mail	0		0		0
Mail Ballot	0		0		0
Cumulative - Total	0		0		0
Unincorporated - Total	36,653	58.44%	26,061	41.56%	62,714

U.S. Representative 23rd Cd (Vote for 1)

District	Registered Voters
United States Representative	
23rd Congressional District	
Poll Place	317,458
Vote by Mail	317,458
Mail Ballot	317,458
23rd Congressional District - Total	317,458
Cumulative	
Poll Place	0
Vote by Mail	0
Mail Ballot	0
Cumulative - Total	0
United States Representative - Total	317,458
State Senator	
14th Senatorial District	
Poll Place	744
Vote by Mail	744
Mail Ballot	744
14th Senatorial District - Total	744
16th Senatorial District	
Poll Place	316,714
Vote by Mail	316,714
Mail Ballot	316,714
16th Senatorial District - Total	316,714
Cumulative	
Poll Place	0
Vote by Mail	0

District	KIM MANGONE (DEM)		KEVIN MCCARTHY (REP)		Total Votes
United States Representative					
23rd Congressional District					
Poll Place	7,407	22.58%	25,390	77.42%	32,797
Vote by Mail	74,665	38.50%	119,263	61.50%	193,928
Mail Ballot	4,514	32.06%	9,565	67.94%	14,079
23rd Congressional District - Total	86,586	35.96%	154,218	64.04%	240,804
Cumulative					
Poll Place	0		0		0
Vote by Mail	0		0		0
Mail Ballot	0		0		0
Cumulative - Total	0		0		0
United States Representative - Total	86,586	35.96%	154,218	64.04%	240,804
State Senator					
14th Senatorial District					
Poll Place	22	47.83%	24	52.17%	46
Vote by Mail	201	57.76%	147	42.24%	348
Mail Ballot	14	48.28%	15	51.72%	29
14th Senatorial District - Total	237	56.03%	186	43.97%	423
16th Senatorial District					
Poll Place	7,385	22.55%	25,366	77.45%	32,751
Vote by Mail	74,464	38.47%	119,116	61.53%	193,580
Mail Ballot	4,500	32.03%	9,550	67.97%	14,050
16th Senatorial District - Total	86,349	35.92%	154,032	64.08%	240,381
Cumulative					
Poll Place	0		0		0
Vote by Mail	0		0		0

District	Registered Voters
Mail Ballot	0
Cumulative - Total	0
State Senator - Total	317,458
Member of the State Assembly	
26th Assembly District	
Poll Place	9,466
Vote by Mail	9,466
Mail Ballot	9,466
26th Assembly District - Total	9,466
32nd Assembly District	
Poll Place	10,297
Vote by Mail	10,297
Mail Ballot	10,297
32nd Assembly District - Total	10,297
34th Assembly District	
Poll Place	276,264
Vote by Mail	276,264
Mail Ballot	276,264
34th Assembly District - Total	276,264
36th Assembly District	
Poll Place	21,431
Vote by Mail	21,431
Mail Ballot	21,431
36th Assembly District - Total	21,431
Cumulative	
Poll Place	0
Vote by Mail	0

District	KIM MANGONE (DEM)		KEVIN MCCARTHY (REP)		Total Votes
Mail Ballot	0		0		0
Cumulative - Total	0		0		0
State Senator - Total	86,586	35.96%	154,218	64.04%	240,804
Member of the State Assembly					
26th Assembly District					
Poll Place	208	17.99%	948	82.01%	1,156
Vote by Mail	1,791	33.39%	3,573	66.61%	5,364
Mail Ballot	219	20.76%	836	79.24%	1,055
26th Assembly District - Total	2,218	29.28%	5,357	70.72%	7,575
32nd Assembly District					
Poll Place	297	43.81%	381	56.19%	678
Vote by Mail	2,973	59.59%	2,016	40.41%	4,989
Mail Ballot	180	53.41%	157	46.59%	337
32nd Assembly District - Total	3,450	57.46%	2,554	42.54%	6,004
34th Assembly District					
Poll Place	6,119	21.76%	21,998	78.24%	28,117
Vote by Mail	64,877	37.75%	107,003	62.25%	171,880
Mail Ballot	3,839	32.17%	8,094	67.83%	11,933
34th Assembly District - Total	74,835	35.31%	137,095	64.69%	211,930
36th Assembly District					
Poll Place	783	27.51%	2,063	72.49%	2,846
Vote by Mail	5,024	42.96%	6,671	57.04%	11,695
Mail Ballot	276	36.60%	478	63.40%	754
36th Assembly District - Total	6,083	39.77%	9,212	60.23%	15,295
Cumulative					
Poll Place	0		0		0
Vote by Mail	0		0		0

District	Registered Voters
Mail Ballot	0
Cumulative - Total	0
Member of the State Assembly - Total	317,458
Board of Equalization (State)	
Board Of Equalization	
Poll Place	317,458
Vote by Mail	317,458
Mail Ballot	317,458
Board Of Equalization - Total	317,458
Cumulative	
Poll Place	0
Vote by Mail	0
Mail Ballot	0
Cumulative - Total	0
Board of Equalization (State) - Total	317,458
County	
Kern County	
Poll Place	317,458
Vote by Mail	317,458
Mail Ballot	317,458
Kern County - Total	317,458
Cumulative	
Poll Place	0
Vote by Mail	0
Mail Ballot	0
Cumulative - Total	0
County - Total	317,458

District	KIM MANGONE (DEM)		KEVIN MCCARTHY (REP)		Total Votes
Mail Ballot	0		0		0
Cumulative - Total	0		0		0
Member of the State Assembly - Total	86,586	35.96%	154,218	64.04%	240,804
Board of Equalization (State)					
Board Of Equalization					
Poll Place	7,407	22.58%	25,390	77.42%	32,797
Vote by Mail	74,665	38.50%	119,263	61.50%	193,928
Mail Ballot	4,514	32.06%	9,565	67.94%	14,079
Board Of Equalization - Total	86,586	35.96%	154,218	64.04%	240,804
Cumulative					
Poll Place	0		0		0
Vote by Mail	0		0		0
Mail Ballot	0		0		0
Cumulative - Total	0		0		0
Board of Equalization (State) - Total	86,586	35.96%	154,218	64.04%	240,804
County					
Kern County					
Poll Place	7,407	22.58%	25,390	77.42%	32,797
Vote by Mail	74,665	38.50%	119,263	61.50%	193,928
Mail Ballot	4,514	32.06%	9,565	67.94%	14,079
Kern County - Total	86,586	35.96%	154,218	64.04%	240,804
Cumulative					
Poll Place	0		0		0
Vote by Mail	0		0		0
Mail Ballot	0		0		0
Cumulative - Total	0		0		0
County - Total	86,586	35.96%	154,218	64.04%	240,804

District	Registered Voters
County Supervisor	
1st Supervisorial District	
Poll Place	111,879
Vote by Mail	111,879
Mail Ballot	111,879
1st Supervisorial District - Total	111,879
2nd Supervisorial District	
Poll Place	86,682
Vote by Mail	86,682
Mail Ballot	86,682
2nd Supervisorial District - Total	86,682
3rd Supervisorial District	
Poll Place	89,874
Vote by Mail	89,874
Mail Ballot	89,874
3rd Supervisorial District - Total	89,874
4th Supervisorial District	
Poll Place	11,665
Vote by Mail	11,665
Mail Ballot	11,665
4th Supervisorial District - Total	11,665
5th Supervisorial District	
Poll Place	17,358
Vote by Mail	17,358
Mail Ballot	17,358
5th Supervisorial District - Total	17,358
Cumulative	
Poll Place	0
Vote by Mail	0

District	KIM MANGONE (DEM)		KEVIN MCCARTHY (REP)		Total Votes
County Supervisor					
1st Supervisorial District					
Poll Place	2,025	16.43%	10,298	83.57%	12,323
Vote by Mail	22,968	30.69%	51,867	69.31%	74,835
Mail Ballot	1,106	25.93%	3,159	74.07%	4,265
1st Supervisorial District - Total	26,099	28.55%	65,324	71.45%	91,423
2nd Supervisorial District					
Poll Place	2,362	24.01%	7,477	75.99%	9,839
Vote by Mail	21,397	41.64%	29,983	58.36%	51,380
Mail Ballot	1,088	29.47%	2,604	70.53%	3,692
2nd Supervisorial District - Total	24,847	38.28%	40,064	61.72%	64,911
3rd Supervisorial District					
Poll Place	2,353	26.55%	6,511	73.45%	8,864
Vote by Mail	23,215	42.80%	31,022	57.20%	54,237
Mail Ballot	541	27.53%	1,424	72.47%	1,965
3rd Supervisorial District - Total	26,109	40.13%	38,957	59.87%	65,066
4th Supervisorial District					
Poll Place	141	23.74%	453	76.26%	594
Vote by Mail	2,548	43.51%	3,308	56.49%	5,856
Mail Ballot	1,039	37.85%	1,706	62.15%	2,745
4th Supervisorial District - Total	3,728	40.54%	5,467	59.46%	9,195
5th Supervisorial District					
Poll Place	526	44.69%	651	55.31%	1,177
Vote by Mail	4,537	59.54%	3,083	40.46%	7,620
Mail Ballot	740	52.41%	672	47.59%	1,412
5th Supervisorial District - Total	5,803	56.84%	4,406	43.16%	10,209
Cumulative					
Poll Place	0		0		0
Vote by Mail	0		0		0

District	Registered Voters
Mail Ballot	0
Cumulative - Total	0
County Supervisor - Total	317,458
Cities	
City of Bakersfield	
Poll Place	169,928
Vote by Mail	169,928
Mail Ballot	169,928
City of Bakersfield - Total	169,928
City of California City	
Poll Place	6,415
Vote by Mail	6,415
Mail Ballot	6,415
City of California City - Total	6,415
City of Maricopa	
Poll Place	485
Vote by Mail	485
Mail Ballot	485
City of Maricopa - Total	485
City of Ridgecrest	
Poll Place	16,379
Vote by Mail	16,379
Mail Ballot	16,379
City of Ridgecrest - Total	16,379
City of Taft	
Poll Place	3,373
Vote by Mail	3,373
Mail Ballot	3,373
City of Taft - Total	3,373
City of Tehachapi	
Poll Place	4,585

District	KIM MANGONE (DEM)		KEVIN MCCARTHY (REP)		Total Votes
Mail Ballot	0		0		0
Cumulative - Total	0		0		0
County Supervisor - Total	86,586	35.96%	154,218	64.04%	240,804
Cities					
City of Bakersfield					
Poll Place	4,234	26.72%	11,609	73.28%	15,843
Vote by Mail	45,682	43.05%	60,430	56.95%	106,112
Mail Ballot	2,627	40.55%	3,851	59.45%	6,478
City of Bakersfield - Total	52,543	40.91%	75,890	59.09%	128,433
City of California City					
Poll Place	263	32.43%	548	67.57%	811
Vote by Mail	1,738	47.51%	1,920	52.49%	3,658
Mail Ballot	9	25.00%	27	75.00%	36
City of California City - Total	2,010	44.62%	2,495	55.38%	4,505
City of Maricopa					
Poll Place	7	7.53%	86	92.47%	93
Vote by Mail	62	21.45%	227	78.55%	289
Mail Ballot	0		0		0
City of Maricopa - Total	69	18.06%	313	81.94%	382
City of Ridgecrest					
Poll Place	314	18.15%	1,416	81.85%	1,730
Vote by Mail	3,699	33.52%	7,335	66.48%	11,034
Mail Ballot	37	63.79%	21	36.21%	58
City of Ridgecrest - Total	4,050	31.59%	8,772	68.41%	12,822
City of Taft					
Poll Place	74	15.13%	415	84.87%	489
Vote by Mail	361	17.86%	1,660	82.14%	2,021
Mail Ballot	0		0		0
City of Taft - Total	435	17.33%	2,075	82.67%	2,510
City of Tehachapi					
Poll Place	92	18.51%	405	81.49%	497

District	Registered Voters
Vote by Mail	4,585
Mail Ballot	4,585
City of Tehachapi - Total	4,585
Unincorporated	
Poll Place	116,293
Vote by Mail	116,293
Mail Ballot	116,293
Unincorporated - Total	116,293
Cumulative	
Poll Place	0
Vote by Mail	0
Mail Ballot	0
Cumulative - Total	0
Cities - Total	317,458
Unincorporated	
Unincorporated Area	
Poll Place	117,704
Vote by Mail	117,704
Mail Ballot	117,704
Unincorporated Area - Total	117,704
Unincorporated	
Poll Place	199,754
Vote by Mail	199,754
Mail Ballot	199,754
Unincorporated - Total	199,754
Cumulative	
Poll Place	0
Vote by Mail	0
Mail Ballot	0
Cumulative - Total	0
Unincorporated - Total	317,458

District	KIM MANGONE (DEM)		KEVIN MCCARTHY (REP)		Total Votes
Vote by Mail	1,028	35.60%	1,860	64.40%	2,888
Mail Ballot	66	28.57%	165	71.43%	231
City of Tehachapi - Total	1,186	32.80%	2,430	67.20%	3,616
Unincorporated					
Poll Place	2,423	18.17%	10,911	81.83%	13,334
Vote by Mail	22,095	32.53%	45,831	67.47%	67,926
Mail Ballot	1,775	24.40%	5,501	75.60%	7,276
Unincorporated - Total	26,293	29.70%	62,243	70.30%	88,536
Cumulative					
Poll Place	0		0		0
Vote by Mail	0		0		0
Mail Ballot	0		0		0
Cumulative - Total	0		0		0
Cities - Total	86,586	35.96%	154,218	64.04%	240,804
Unincorporated					
Unincorporated Area					
Poll Place	2,423	18.17%	10,911	81.83%	13,334
Vote by Mail	22,095	32.53%	45,831	67.47%	67,926
Mail Ballot	2,073	24.74%	6,307	75.26%	8,380
Unincorporated Area - Total	26,591	29.66%	63,049	70.34%	89,640
Unincorporated					
Poll Place	4,984	25.61%	14,479	74.39%	19,463
Vote by Mail	52,570	41.72%	73,432	58.28%	126,002
Mail Ballot	2,441	42.83%	3,258	57.17%	5,699
Unincorporated - Total	59,995	39.69%	91,169	60.31%	151,164
Cumulative					
Poll Place	0		0		0
Vote by Mail	0		0		0
Mail Ballot	0		0		0
Cumulative - Total	0		0		0
Unincorporated - Total	86,586	35.96%	154,218	64.04%	240,804

Member of the Assembly 26th District (Vote for 1)

District	Registered Voters
United States Representative	
23rd Congressional District	
Poll Place	9,466
Vote by Mail	9,466
Mail Ballot	9,466
23rd Congressional District - Total	9,466
Cumulative	
Poll Place	0
Vote by Mail	0
Mail Ballot	0
Cumulative - Total	0
United States Representative - Total	9,466
State Senator	
16th Senatorial District	
Poll Place	9,466
Vote by Mail	9,466
Mail Ballot	9,466
16th Senatorial District - Total	9,466
Cumulative	
Poll Place	0
Vote by Mail	0
Mail Ballot	0
Cumulative - Total	0
State Senator - Total	9,466
Member of the State Assembly	
26th Assembly District	
Poll Place	9,466

District	DREW PHELPS (DEM)		DEVON MATHIS (REP)		Total Votes
United States Representative					
23rd Congressional District					
Poll Place	226	20.58%	872	79.42%	1,098
Vote by Mail	1,910	36.63%	3,304	63.37%	5,214
Mail Ballot	234	22.90%	788	77.10%	1,022
23rd Congressional District - Total	2,370	32.32%	4,964	67.68%	7,334
Cumulative					
Poll Place	0		0		0
Vote by Mail	0		0		0
Mail Ballot	0		0		0
Cumulative - Total	0		0		0
United States Representative - Total	2,370	32.32%	4,964	67.68%	7,334
State Senator					
16th Senatorial District					
Poll Place	226	20.58%	872	79.42%	1,098
Vote by Mail	1,910	36.63%	3,304	63.37%	5,214
Mail Ballot	234	22.90%	788	77.10%	1,022
16th Senatorial District - Total	2,370	32.32%	4,964	67.68%	7,334
Cumulative					
Poll Place	0		0		0
Vote by Mail	0		0		0
Mail Ballot	0		0		0
Cumulative - Total	0		0		0
State Senator - Total	2,370	32.32%	4,964	67.68%	7,334
Member of the State Assembly					
26th Assembly District					
Poll Place	226	20.58%	872	79.42%	1,098

156 of 3301

Exhibit F

District	Registered Voters
Vote by Mail	9,466
Mail Ballot	9,466
26th Assembly District - Total	9,466
Cumulative	
Poll Place	0
Vote by Mail	0
Mail Ballot	0
Cumulative - Total	0
Member of the State Assembly - Total	9,466
Board of Equalization (State)	
Board Of Equalization	
Poll Place	9,466
Vote by Mail	9,466
Mail Ballot	9,466
Board Of Equalization - Total	9,466
Cumulative	
Poll Place	0
Vote by Mail	0
Mail Ballot	0
Cumulative - Total	0
Board of Equalization (State) - Total	9,466
County	
Kern County	
Poll Place	9,466
Vote by Mail	9,466
Mail Ballot	9,466
Kern County - Total	9,466
Cumulative	
Poll Place	0
Vote by Mail	0

District	DREW PHELPS (DEM)		DEVON MATHIS (REP)		Total Votes
Vote by Mail	1,910	36.63%	3,304	63.37%	5,214
Mail Ballot	234	22.90%	788	77.10%	1,022
26th Assembly District - Total	2,370	32.32%	4,964	67.68%	7,334
Cumulative					
Poll Place	0		0		0
Vote by Mail	0		0		0
Mail Ballot	0		0		0
Cumulative - Total	0		0		0
Member of the State Assembly - Total	2,370	32.32%	4,964	67.68%	7,334
Board of Equalization (State)					
Board Of Equalization					
Poll Place	226	20.58%	872	79.42%	1,098
Vote by Mail	1,910	36.63%	3,304	63.37%	5,214
Mail Ballot	234	22.90%	788	77.10%	1,022
Board Of Equalization - Total	2,370	32.32%	4,964	67.68%	7,334
Cumulative					
Poll Place	0		0		0
Vote by Mail	0		0		0
Mail Ballot	0		0		0
Cumulative - Total	0		0		0
Board of Equalization (State) - Total	2,370	32.32%	4,964	67.68%	7,334
County					
Kern County					
Poll Place	226	20.58%	872	79.42%	1,098
Vote by Mail	1,910	36.63%	3,304	63.37%	5,214
Mail Ballot	234	22.90%	788	77.10%	1,022
Kern County - Total	2,370	32.32%	4,964	67.68%	7,334
Cumulative					
Poll Place	0		0		0
Vote by Mail	0		0		0

District	Registered Voters
Mail Ballot	0
Cumulative - Total	0
County - Total	9,466
County Supervisor	
1st Supervisorial District	
Poll Place	9,464
Vote by Mail	9,464
Mail Ballot	9,464
1st Supervisorial District - Total	9,464
2nd Supervisorial District	
Poll Place	2
Vote by Mail	2
Mail Ballot	2
2nd Supervisorial District - Total	2
Cumulative	
Poll Place	0
Vote by Mail	0
Mail Ballot	0
Cumulative - Total	0
County Supervisor - Total	9,466
Cities	
Unincorporated	
Poll Place	9,466
Vote by Mail	9,466
Mail Ballot	9,466
Unincorporated - Total	9,466
Cumulative	
Poll Place	0
Vote by Mail	0

District	DREW PHELPS (DEM)		DEVON MATHIS (REP)		Total Votes
Mail Ballot	0		0		0
Cumulative - Total	0		0		0
County - Total	2,370	32.32%	4,964	67.68%	7,334
County Supervisor					
1st Supervisorial District					
Poll Place	226	20.58%	872	79.42%	1,098
Vote by Mail	1,910	36.63%	3,304	63.37%	5,214
Mail Ballot	234	22.90%	788	77.10%	1,022
1st Supervisorial District - Total	2,370	32.32%	4,964	67.68%	7,334
2nd Supervisorial District					
Poll Place	0		0		0
Vote by Mail	0		0		0
Mail Ballot	0		0		0
2nd Supervisorial District - Total	0		0		0
Cumulative					
Poll Place	0		0		0
Vote by Mail	0		0		0
Mail Ballot	0		0		0
Cumulative - Total	0		0		0
County Supervisor - Total	2,370	32.32%	4,964	67.68%	7,334
Cities					
Unincorporated					
Poll Place	226	20.58%	872	79.42%	1,098
Vote by Mail	1,910	36.63%	3,304	63.37%	5,214
Mail Ballot	234	22.90%	788	77.10%	1,022
Unincorporated - Total	2,370	32.32%	4,964	67.68%	7,334
Cumulative					
Poll Place	0		0		0
Vote by Mail	0		0		0

District	Registered Voters
Mail Ballot	0
Cumulative - Total	0
Cities - Total	9,466
Unincorporated	
Unincorporated Area	
Poll Place	9,466
Vote by Mail	9,466
Mail Ballot	9,466
Unincorporated Area - Total	9,466
Cumulative	
Poll Place	0
Vote by Mail	0
Mail Ballot	0
Cumulative - Total	0
Unincorporated - Total	9,466

District	DREW PHELPS (DEM)		DEVON MATHIS (REP)		Total Votes
Mail Ballot	0		0		0
Cumulative - Total	0		0		0
Cities - Total	2,370	32.32%	4,964	67.68%	7,334
Unincorporated					
Unincorporated Area					
Poll Place	226	20.58%	872	79.42%	1,098
Vote by Mail	1,910	36.63%	3,304	63.37%	5,214
Mail Ballot	234	22.90%	788	77.10%	1,022
Unincorporated Area - Total	2,370	32.32%	4,964	67.68%	7,334
Cumulative					
Poll Place	0		0		0
Vote by Mail	0		0		0
Mail Ballot	0		0		0
Cumulative - Total	0		0		0
Unincorporated - Total	2,370	32.32%	4,964	67.68%	7,334

Member of the Assembly 32nd District (Vote for 1)

District	Registered Voters
United States Representative	
21st Congressional District	
Poll Place	98,331
Vote by Mail	98,331
Mail Ballot	98,331
21st Congressional District - Total	98,331
23rd Congressional District	
Poll Place	10,297
Vote by Mail	10,297
Mail Ballot	10,297
23rd Congressional District - Total	10,297
Cumulative	
Poll Place	0
Vote by Mail	0
Mail Ballot	0
Cumulative - Total	0
United States Representative - Total	108,628
State Senator	
14th Senatorial District	
Poll Place	96,992
Vote by Mail	96,992
Mail Ballot	96,992
14th Senatorial District - Total	96,992
16th Senatorial District	
Poll Place	11,636
Vote by Mail	11,636

District	TODD COTTA (REP)		RUDY SALAS (DEM)		Total Votes
United States Representative					
21st Congressional District					
Poll Place	2,268	32.41%	4,729	67.59%	6,997
Vote by Mail	10,511	25.05%	31,454	74.95%	41,965
Mail Ballot	3,522	46.33%	4,080	53.67%	7,602
21st Congressional District - Total	16,301	28.82%	40,263	71.18%	56,564
23rd Congressional District					
Poll Place	304	44.77%	375	55.23%	679
Vote by Mail	1,594	32.22%	3,354	67.78%	4,948
Mail Ballot	130	38.69%	206	61.31%	336
23rd Congressional District - Total	2,028	34.01%	3,935	65.99%	5,963
Cumulative					
Poll Place	0		0		0
Vote by Mail	0		0		0
Mail Ballot	0		0		0
Cumulative - Total	0		0		0
United States Representative - Total	18,329	29.31%	44,198	70.69%	62,527
State Senator					
14th Senatorial District					
Poll Place	2,231	32.22%	4,693	67.78%	6,924
Vote by Mail	10,393	24.98%	31,208	75.02%	41,601
Mail Ballot	3,270	45.60%	3,901	54.40%	7,171
14th Senatorial District - Total	15,894	28.54%	39,802	71.46%	55,696
16th Senatorial District					
Poll Place	341	45.35%	411	54.65%	752
Vote by Mail	1,712	32.23%	3,600	67.77%	5,312

160 of 3301

Exhibit F

District	Registered Voters
Mail Ballot	11,636
16th Senatorial District - Total	11,636
Cumulative	
Poll Place	0
Vote by Mail	0
Mail Ballot	0
Cumulative - Total	0
State Senator - Total	108,628
Member of the State Assembly	
32nd Assembly District	
Poll Place	108,628
Vote by Mail	108,628
Mail Ballot	108,628
32nd Assembly District - Total	108,628
Cumulative	
Poll Place	0
Vote by Mail	0
Mail Ballot	0
Cumulative - Total	0
Member of the State Assembly - Total	108,628
Board of Equalization (State)	
Board Of Equalization	
Poll Place	108,628
Vote by Mail	108,628
Mail Ballot	108,628
Board Of Equalization - Total	108,628
Cumulative	
Poll Place	0

District	TODD COTTA (REP)		RUDY SALAS (DEM)		Total Votes
Mail Ballot	382	49.80%	385	50.20%	767
16th Senatorial District - Total	2,435	35.65%	4,396	64.35%	6,831
Cumulative					
Poll Place	0		0		0
Vote by Mail	0		0		0
Mail Ballot	0		0		0
Cumulative - Total	0		0		0
State Senator - Total	18,329	29.31%	44,198	70.69%	62,527
Member of the State Assembly					
32nd Assembly District					
Poll Place	2,572	33.51%	5,104	66.49%	7,676
Vote by Mail	12,105	25.80%	34,808	74.20%	46,913
Mail Ballot	3,652	46.01%	4,286	53.99%	7,938
32nd Assembly District - Total	18,329	29.31%	44,198	70.69%	62,527
Cumulative					
Poll Place	0		0		0
Vote by Mail	0		0		0
Mail Ballot	0		0		0
Cumulative - Total	0		0		0
Member of the State Assembly - Total	18,329	29.31%	44,198	70.69%	62,527
Board of Equalization (State)					
Board Of Equalization					
Poll Place	2,572	33.51%	5,104	66.49%	7,676
Vote by Mail	12,105	25.80%	34,808	74.20%	46,913
Mail Ballot	3,652	46.01%	4,286	53.99%	7,938
Board Of Equalization - Total	18,329	29.31%	44,198	70.69%	62,527
Cumulative					
Poll Place	0		0		0

District	Registered Voters
Vote by Mail	0
Mail Ballot	0
Cumulative - Total	0
Board of Equalization (State) - Total	108,628
County	
Kern County	
Poll Place	108,628
Vote by Mail	108,628
Mail Ballot	108,628
Kern County - Total	108,628
Cumulative	
Poll Place	0
Vote by Mail	0
Mail Ballot	0
Cumulative - Total	0
County - Total	108,628
County Supervisor	
2nd Supervisorial District	
Poll Place	2,059
Vote by Mail	2,059
Mail Ballot	2,059
2nd Supervisorial District - Total	2,059
3rd Supervisorial District	
Poll Place	3,003
Vote by Mail	3,003
Mail Ballot	3,003
3rd Supervisorial District - Total	3,003
4th Supervisorial District	
Poll Place	50,876
Vote by Mail	50,876

District	TODD COTTA (REP)		RUDY SALAS (DEM)		Total Votes
Vote by Mail	0		0		0
Mail Ballot	0		0		0
Cumulative - Total	0		0		0
Board of Equalization (State) - Total	18,329	29.31%	44,198	70.69%	62,527
County					
Kern County					
Poll Place	2,572	33.51%	5,104	66.49%	7,676
Vote by Mail	12,105	25.80%	34,808	74.20%	46,913
Mail Ballot	3,652	46.01%	4,286	53.99%	7,938
Kern County - Total	18,329	29.31%	44,198	70.69%	62,527
Cumulative					
Poll Place	0		0		0
Vote by Mail	0		0		0
Mail Ballot	0		0		0
Cumulative - Total	0		0		0
County - Total	18,329	29.31%	44,198	70.69%	62,527
County Supervisor					
2nd Supervisorial District					
Poll Place	9	29.03%	22	70.97%	31
Vote by Mail	60	21.20%	223	78.80%	283
Mail Ballot	382	40.08%	571	59.92%	953
2nd Supervisorial District - Total	451	35.60%	816	64.40%	1,267
3rd Supervisorial District					
Poll Place	125	57.87%	91	42.13%	216
Vote by Mail	699	40.17%	1,041	59.83%	1,740
Mail Ballot	32	53.33%	28	46.67%	60
3rd Supervisorial District - Total	856	42.46%	1,160	57.54%	2,016
4th Supervisorial District					
Poll Place	1,406	33.56%	2,783	66.44%	4,189

District	Registered Voters
Mail Ballot	50,876
4th Supervisorial District - Total	50,876
5th Supervisorial District	
Poll Place	52,690
Vote by Mail	52,690
Mail Ballot	52,690
5th Supervisorial District - Total	52,690
Cumulative	
Poll Place	0
Vote by Mail	0
Mail Ballot	0
Cumulative - Total	0
County Supervisor - Total	108,628
Cities	
City of Arvin	
Poll Place	5,367
Vote by Mail	5,367
Mail Ballot	5,367
City of Arvin - Total	5,367
City of Bakersfield	
Poll Place	30,721
Vote by Mail	30,721
Mail Ballot	30,721
City of Bakersfield - Total	30,721
City of Delano	
Poll Place	15,671
Vote by Mail	15,671
Mail Ballot	15,671
City of Delano - Total	15,671
City of McFarland	

District	TODD COTTA (REP)		RUDY SALAS (DEM)		Total Votes
Vote by Mail	6,168	26.01%	17,550	73.99%	23,718
Mail Ballot	2,409	57.92%	1,750	42.08%	4,159
4th Supervisorial District - Total	9,983	31.13%	22,083	68.87%	32,066
5th Supervisorial District					
Poll Place	1,032	31.85%	2,208	68.15%	3,240
Vote by Mail	5,178	24.46%	15,994	75.54%	21,172
Mail Ballot	829	29.97%	1,937	70.03%	2,766
5th Supervisorial District - Total	7,039	25.90%	20,139	74.10%	27,178
Cumulative					
Poll Place	0		0		0
Vote by Mail	0		0		0
Mail Ballot	0		0		0
Cumulative - Total	0		0		0
County Supervisor - Total	18,329	29.31%	44,198	70.69%	62,527
Cities					
City of Arvin					
Poll Place	122	25.52%	356	74.48%	478
Vote by Mail	513	19.02%	2,184	80.98%	2,697
Mail Ballot	0		0		0
City of Arvin - Total	635	20.00%	2,540	80.00%	3,175
City of Bakersfield					
Poll Place	504	30.73%	1,136	69.27%	1,640
Vote by Mail	2,951	23.11%	9,821	76.89%	12,772
Mail Ballot	487	27.96%	1,255	72.04%	1,742
City of Bakersfield - Total	3,942	24.40%	12,212	75.60%	16,154
City of Delano					
Poll Place	342	27.87%	885	72.13%	1,227
Vote by Mail	1,873	21.64%	6,782	78.36%	8,655
Mail Ballot	1	50.00%	1	50.00%	2
City of Delano - Total	2,216	22.42%	7,668	77.58%	9,884
City of McFarland					

District	Registered Voters
Poll Place	4,209
Vote by Mail	4,209
Mail Ballot	4,209
City of McFarland - Total	4,209
City of Shafter	
Poll Place	7,671
Vote by Mail	7,671
Mail Ballot	7,671
City of Shafter - Total	7,671
City of Wasco	
Poll Place	7,819
Vote by Mail	7,819
Mail Ballot	7,819
City of Wasco - Total	7,819
Unincorporated	
Poll Place	37,170
Vote by Mail	37,170
Mail Ballot	37,170
Unincorporated - Total	37,170
Cumulative	
Poll Place	0
Vote by Mail	0
Mail Ballot	0
Cumulative - Total	0
Cities - Total	108,628
Unincorporated	
Unincorporated Area	
Poll Place	37,394
Vote by Mail	37,394
Mail Ballot	37,394
Unincorporated Area - Total	37,394
Unincorporated	
Poll Place	71,234

District	TODD COTTA (REP)		RUDY SALAS (DEM)		Total Votes
Poll Place	151	31.66%	326	68.34%	477
Vote by Mail	417	20.13%	1,655	79.87%	2,072
Mail Ballot	0		0		0
City of McFarland - Total	568	22.28%	1,981	77.72%	2,549
City of Shafter					
Poll Place	302	42.48%	409	57.52%	711
Vote by Mail	1,339	38.25%	2,162	61.75%	3,501
Mail Ballot	607	57.75%	444	42.25%	1,051
City of Shafter - Total	2,248	42.71%	3,015	57.29%	5,263
City of Wasco					
Poll Place	263	38.45%	421	61.55%	684
Vote by Mail	1,283	32.11%	2,713	67.89%	3,996
Mail Ballot	171	57.58%	126	42.42%	297
City of Wasco - Total	1,717	34.50%	3,260	65.50%	4,977
Unincorporated					
Poll Place	888	36.11%	1,571	63.89%	2,459
Vote by Mail	3,729	28.21%	9,491	71.79%	13,220
Mail Ballot	2,386	49.24%	2,460	50.76%	4,846
Unincorporated - Total	7,003	34.12%	13,522	65.88%	20,525
Cumulative					
Poll Place	0		0		0
Vote by Mail	0		0		0
Mail Ballot	0		0		0
Cumulative - Total	0		0		0
Cities - Total	18,329	29.31%	44,198	70.69%	62,527
Unincorporated					
Unincorporated Area					
Poll Place	888	36.11%	1,571	63.89%	2,459
Vote by Mail	3,729	28.21%	9,491	71.79%	13,220
Mail Ballot	2,494	49.75%	2,519	50.25%	5,013
Unincorporated Area - Total	7,111	34.37%	13,581	65.63%	20,692
Unincorporated					
Poll Place	1,684	32.28%	3,533	67.72%	5,217

164 of 3301

Exhibit F

District	Registered Voters
Vote by Mail	71,234
Mail Ballot	71,234
Unincorporated - Total	71,234
Cumulative	
Poll Place	0
Vote by Mail	0
Mail Ballot	0
Cumulative - Total	0
Unincorporated - Total	108,628

District	TODD COTTA (REP)		RUDY SALAS (DEM)		Total Votes
Vote by Mail	8,376	24.86%	25,317	75.14%	33,693
Mail Ballot	1,158	39.59%	1,767	60.41%	2,925
Unincorporated - Total	11,218	26.81%	30,617	73.19%	41,835
Cumulative					
Poll Place	0		0		0
Vote by Mail	0		0		0
Mail Ballot	0		0		0
Cumulative - Total	0		0		0
Unincorporated - Total	18,329	29.31%	44,198	70.69%	62,527

Member of the Assembly 34th District (Vote for 1)

District	Registered Voters
United States Representative	
21st Congressional District	
Poll Place	9,737
Vote by Mail	9,737
Mail Ballot	9,737
21st Congressional District - Total	9,737
23rd Congressional District	
Poll Place	276,264
Vote by Mail	276,264
Mail Ballot	276,264
23rd Congressional District - Total	276,264
Cumulative	
Poll Place	0
Vote by Mail	0
Mail Ballot	0
Cumulative - Total	0
United States Representative - Total	286,001
State Senator	
16th Senatorial District	
Poll Place	286,001
Vote by Mail	286,001
Mail Ballot	286,001
16th Senatorial District - Total	286,001
Cumulative	
Poll Place	0
Vote by Mail	0

District	JULIE SOLIS (DEM)		VINCE FONG (REP)		Total Votes
United States Representative					
21st Congressional District					
Poll Place	325	43.16%	428	56.84%	753
Vote by Mail	2,441	53.47%	2,124	46.53%	4,565
Mail Ballot	319	40.95%	460	59.05%	779
21st Congressional District - Total	3,085	50.60%	3,012	49.40%	6,097
23rd Congressional District					
Poll Place	5,848	21.14%	21,812	78.86%	27,660
Vote by Mail	56,469	33.27%	113,277	66.73%	169,746
Mail Ballot	3,314	28.03%	8,510	71.97%	11,824
23rd Congressional District - Total	65,631	31.37%	143,599	68.63%	209,230
Cumulative					
Poll Place	0		0		0
Vote by Mail	0		0		0
Mail Ballot	0		0		0
Cumulative - Total	0		0		0
United States Representative - Total	68,716	31.91%	146,611	68.09%	215,327
State Senator					
16th Senatorial District					
Poll Place	6,173	21.73%	22,240	78.27%	28,413
Vote by Mail	58,910	33.80%	115,401	66.20%	174,311
Mail Ballot	3,633	28.83%	8,970	71.17%	12,603
16th Senatorial District - Total	68,716	31.91%	146,611	68.09%	215,327
Cumulative					
Poll Place	0		0		0
Vote by Mail	0		0		0

District	Registered Voters
Mail Ballot	0
Cumulative - Total	0
State Senator - Total	286,001
Member of the State Assembly	
34th Assembly District	
Poll Place	286,001
Vote by Mail	286,001
Mail Ballot	286,001
34th Assembly District - Total	286,001
Cumulative	
Poll Place	0
Vote by Mail	0
Mail Ballot	0
Cumulative - Total	0
Member of the State Assembly - Total	286,001
Board of Equalization (State)	
Board Of Equalization	
Poll Place	286,001
Vote by Mail	286,001
Mail Ballot	286,001
Board Of Equalization - Total	286,001
Cumulative	
Poll Place	0
Vote by Mail	0
Mail Ballot	0
Cumulative - Total	0
Board of Equalization (State) - Total	286,001

District	JULIE SOLIS (DEM)		VINCE FONG (REP)		Total Votes
Mail Ballot	0		0		0
Cumulative - Total	0		0		0
State Senator - Total	68,716	31.91%	146,611	68.09%	215,327
Member of the State Assembly					
34th Assembly District					
Poll Place	6,173	21.73%	22,240	78.27%	28,413
Vote by Mail	58,910	33.80%	115,401	66.20%	174,311
Mail Ballot	3,633	28.83%	8,970	71.17%	12,603
34th Assembly District - Total	68,716	31.91%	146,611	68.09%	215,327
Cumulative					
Poll Place	0		0		0
Vote by Mail	0		0		0
Mail Ballot	0		0		0
Cumulative - Total	0		0		0
Member of the State Assembly - Total	68,716	31.91%	146,611	68.09%	215,327
Board of Equalization (State)					
Board Of Equalization					
Poll Place	6,173	21.73%	22,240	78.27%	28,413
Vote by Mail	58,910	33.80%	115,401	66.20%	174,311
Mail Ballot	3,633	28.83%	8,970	71.17%	12,603
Board Of Equalization - Total	68,716	31.91%	146,611	68.09%	215,327
Cumulative					
Poll Place	0		0		0
Vote by Mail	0		0		0
Mail Ballot	0		0		0
Cumulative - Total	0		0		0
Board of Equalization (State) - Total	68,716	31.91%	146,611	68.09%	215,327

District	Registered Voters
County	
Kern County	
Poll Place	286,001
Vote by Mail	286,001
Mail Ballot	286,001
Kern County - Total	286,001
Cumulative	
Poll Place	0
Vote by Mail	0
Mail Ballot	0
Cumulative - Total	0
County - Total	286,001
County Supervisor	
1st Supervisorial District	
Poll Place	102,415
Vote by Mail	102,415
Mail Ballot	102,415
1st Supervisorial District - Total	102,415
2nd Supervisorial District	
Poll Place	70,417
Vote by Mail	70,417
Mail Ballot	70,417
2nd Supervisorial District - Total	70,417
3rd Supervisorial District	
Poll Place	91,202
Vote by Mail	91,202
Mail Ballot	91,202
3rd Supervisorial District - Total	91,202
4th Supervisorial District	
Poll Place	11,837
Vote by Mail	11,837

District	JULIE SOLIS (DEM)		VINCE FONG (REP)		Total Votes
County					
Kern County					
Poll Place	6,173	21.73%	22,240	78.27%	28,413
Vote by Mail	58,910	33.80%	115,401	66.20%	174,311
Mail Ballot	3,633	28.83%	8,970	71.17%	12,603
Kern County - Total	68,716	31.91%	146,611	68.09%	215,327
Cumulative					
Poll Place	0		0		0
Vote by Mail	0		0		0
Mail Ballot	0		0		0
Cumulative - Total	0		0		0
County - Total	68,716	31.91%	146,611	68.09%	215,327
County Supervisor					
1st Supervisorial District					
Poll Place	1,667	15.15%	9,338	84.85%	11,005
Vote by Mail	17,735	25.82%	50,949	74.18%	68,684
Mail Ballot	752	23.58%	2,437	76.42%	3,189
1st Supervisorial District - Total	20,154	24.32%	62,724	75.68%	82,878
2nd Supervisorial District					
Poll Place	1,694	23.32%	5,569	76.68%	7,263
Vote by Mail	16,050	38.74%	25,377	61.26%	41,427
Mail Ballot	982	28.00%	2,525	72.00%	3,507
2nd Supervisorial District - Total	18,726	35.88%	33,471	64.12%	52,197
3rd Supervisorial District					
Poll Place	2,387	26.87%	6,496	73.13%	8,883
Vote by Mail	20,603	38.08%	33,496	61.92%	54,099
Mail Ballot	467	24.74%	1,421	75.26%	1,888
3rd Supervisorial District - Total	23,457	36.16%	41,413	63.84%	64,870
4th Supervisorial District					
Poll Place	137	23.26%	452	76.74%	589
Vote by Mail	2,210	38.25%	3,568	61.75%	5,778

168 of 3301

Exhibit F

District	Registered Voters
Mail Ballot	11,837
4th Supervisorial District - Total	11,837
5th Supervisorial District	
Poll Place	10,130
Vote by Mail	10,130
Mail Ballot	10,130
5th Supervisorial District - Total	10,130
Cumulative	
Poll Place	0
Vote by Mail	0
Mail Ballot	0
Cumulative - Total	0
County Supervisor - Total	286,001
Cities	
City of Bakersfield	
Poll Place	173,337
Vote by Mail	173,337
Mail Ballot	173,337
City of Bakersfield - Total	173,337
City of Maricopa	
Poll Place	485
Vote by Mail	485
Mail Ballot	485
City of Maricopa - Total	485
City of Ridgecrest	
Poll Place	16,379
Vote by Mail	16,379
Mail Ballot	16,379
City of Ridgecrest - Total	16,379
City of Taft	

District	JULIE SOLIS (DEM)		VINCE FONG (REP)		Total Votes
Mail Ballot	884	31.04%	1,964	68.96%	2,848
4th Supervisorial District - Total	3,231	35.06%	5,984	64.94%	9,215
5th Supervisorial District					
Poll Place	288	42.79%	385	57.21%	673
Vote by Mail	2,312	53.48%	2,011	46.52%	4,323
Mail Ballot	548	46.80%	623	53.20%	1,171
5th Supervisorial District - Total	3,148	51.05%	3,019	48.95%	6,167
Cumulative					
Poll Place	0		0		0
Vote by Mail	0		0		0
Mail Ballot	0		0		0
Cumulative - Total	0		0		0
County Supervisor - Total	68,716	31.91%	146,611	68.09%	215,327
Cities					
City of Bakersfield					
Poll Place	4,254	26.60%	11,741	73.40%	15,995
Vote by Mail	40,791	38.25%	65,854	61.75%	106,645
Mail Ballot	2,329	35.12%	4,303	64.88%	6,632
City of Bakersfield - Total	47,374	36.65%	81,898	63.35%	129,272
City of Maricopa					
Poll Place	9	10.11%	80	89.89%	89
Vote by Mail	51	17.77%	236	82.23%	287
Mail Ballot	0		0		0
City of Maricopa - Total	60	15.96%	316	84.04%	376
City of Ridgecrest					
Poll Place	294	17.25%	1,410	82.75%	1,704
Vote by Mail	3,272	29.99%	7,640	70.01%	10,912
Mail Ballot	34	59.65%	23	40.35%	57
City of Ridgecrest - Total	3,600	28.41%	9,073	71.59%	12,673
City of Taft					

District	Registered Voters
Poll Place	3,373
Vote by Mail	3,373
Mail Ballot	3,373
City of Taft - Total	3,373
City of Tehachapi	
Poll Place	4,585
Vote by Mail	4,585
Mail Ballot	4,585
City of Tehachapi - Total	4,585
Unincorporated	
Poll Place	87,842
Vote by Mail	87,842
Mail Ballot	87,842
Unincorporated - Total	87,842
Cumulative	
Poll Place	0
Vote by Mail	0
Mail Ballot	0
Cumulative - Total	0
Cities - Total	286,001
Unincorporated	
Unincorporated Area	
Poll Place	89,253
Vote by Mail	89,253
Mail Ballot	89,253
Unincorporated Area - Total	89,253
Unincorporated	
Poll Place	196,748
Vote by Mail	196,748
Mail Ballot	196,748
Unincorporated - Total	196,748
Cumulative	
Poll Place	0

District	JULIE SOLIS (DEM)		VINCE FONG (REP)		Total Votes
Poll Place	66	13.78%	413	86.22%	479
Vote by Mail	316	15.80%	1,684	84.20%	2,000
Mail Ballot	0		0		0
City of Taft - Total	382	15.41%	2,097	84.59%	2,479
City of Tehachapi					
Poll Place	86	17.48%	406	82.52%	492
Vote by Mail	888	31.25%	1,954	68.75%	2,842
Mail Ballot	50	22.22%	175	77.78%	225
City of Tehachapi - Total	1,024	28.77%	2,535	71.23%	3,559
Unincorporated					
Poll Place	1,464	15.16%	8,190	84.84%	9,654
Vote by Mail	13,592	26.33%	38,033	73.67%	51,625
Mail Ballot	1,220	21.44%	4,469	78.56%	5,689
Unincorporated - Total	16,276	24.30%	50,692	75.70%	66,968
Cumulative					
Poll Place	0		0		0
Vote by Mail	0		0		0
Mail Ballot	0		0		0
Cumulative - Total	0		0		0
Cities - Total	68,716	31.91%	146,611	68.09%	215,327
Unincorporated					
Unincorporated Area					
Poll Place	1,464	15.16%	8,190	84.84%	9,654
Vote by Mail	13,592	26.33%	38,033	73.67%	51,625
Mail Ballot	1,474	21.74%	5,307	78.26%	6,781
Unincorporated Area - Total	16,530	24.29%	51,530	75.71%	68,060
Unincorporated					
Poll Place	4,709	25.10%	14,050	74.90%	18,759
Vote by Mail	45,318	36.94%	77,368	63.06%	122,686
Mail Ballot	2,159	37.08%	3,663	62.92%	5,822
Unincorporated - Total	52,186	35.44%	95,081	64.56%	147,267
Cumulative					
Poll Place	0		0		0

170 of 3301

Exhibit F

District	Registered Voters
Vote by Mail	0
Mail Ballot	0
Cumulative - Total	0
Unincorporated - Total	286,001

District	JULIE SOLIS (DEM)		VINCE FONG (REP)		Total Votes
Vote by Mail	0		0		0
Mail Ballot	0		0		0
Cumulative - Total	0		0		0
Unincorporated - Total	68,716	31.91%	146,611	68.09%	215,327

Member of the Assembly 36th District (Vote for 1)

District	Registered Voters
United States Representative	
23rd Congressional District	
Poll Place	21,431
Vote by Mail	21,431
Mail Ballot	21,431
23rd Congressional District - Total	21,431
Cumulative	
Poll Place	0
Vote by Mail	0
Mail Ballot	0
Cumulative - Total	0
United States Representative - Total	21,431
State Senator	
16th Senatorial District	
Poll Place	21,431
Vote by Mail	21,431
Mail Ballot	21,431
16th Senatorial District - Total	21,431
Cumulative	
Poll Place	0
Vote by Mail	0
Mail Ballot	0
Cumulative - Total	0
State Senator - Total	21,431
Member of the State Assembly	
36th Assembly District	
Poll Place	21,431

District	STEVE FOX (DEM)		TOM LACKEY (REP)		Total Votes
United States Representative					
23rd Congressional District					
Poll Place	682	24.10%	2,148	75.90%	2,830
Vote by Mail	4,089	35.32%	7,489	64.68%	11,578
Mail Ballot	225	30.20%	520	69.80%	745
23rd Congressional District - Total	4,996	32.97%	10,157	67.03%	15,153
Cumulative					
Poll Place	0		0		0
Vote by Mail	0		0		0
Mail Ballot	0		0		0
Cumulative - Total	0		0		0
United States Representative - Total	4,996	32.97%	10,157	67.03%	15,153
State Senator					
16th Senatorial District					
Poll Place	682	24.10%	2,148	75.90%	2,830
Vote by Mail	4,089	35.32%	7,489	64.68%	11,578
Mail Ballot	225	30.20%	520	69.80%	745
16th Senatorial District - Total	4,996	32.97%	10,157	67.03%	15,153
Cumulative					
Poll Place	0		0		0
Vote by Mail	0		0		0
Mail Ballot	0		0		0
Cumulative - Total	0		0		0
State Senator - Total	4,996	32.97%	10,157	67.03%	15,153
Member of the State Assembly					
36th Assembly District					
Poll Place	682	24.10%	2,148	75.90%	2,830

District	Registered Voters
Vote by Mail	21,431
Mail Ballot	21,431
36th Assembly District - Total	21,431
Cumulative	
Poll Place	0
Vote by Mail	0
Mail Ballot	0
Cumulative - Total	0
Member of the State Assembly - Total	21,431
Board of Equalization (State)	
Board Of Equalization	
Poll Place	21,431
Vote by Mail	21,431
Mail Ballot	21,431
Board Of Equalization - Total	21,431
Cumulative	
Poll Place	0
Vote by Mail	0
Mail Ballot	0
Cumulative - Total	0
Board of Equalization (State) - Total	21,431
County	
Kern County	
Poll Place	21,431
Vote by Mail	21,431
Mail Ballot	21,431
Kern County - Total	21,431
Cumulative	
Poll Place	0
Vote by Mail	0

District	STEVE FOX (DEM)		TOM LACKEY (REP)		Total Votes
Vote by Mail	4,089	35.32%	7,489	64.68%	11,578
Mail Ballot	225	30.20%	520	69.80%	745
36th Assembly District - Total	4,996	32.97%	10,157	67.03%	15,153
Cumulative					
Poll Place	0		0		0
Vote by Mail	0		0		0
Mail Ballot	0		0		0
Cumulative - Total	0		0		0
Member of the State Assembly - Total	4,996	32.97%	10,157	67.03%	15,153
Board of Equalization (State)					
Board Of Equalization					
Poll Place	682	24.10%	2,148	75.90%	2,830
Vote by Mail	4,089	35.32%	7,489	64.68%	11,578
Mail Ballot	225	30.20%	520	69.80%	745
Board Of Equalization - Total	4,996	32.97%	10,157	67.03%	15,153
Cumulative					
Poll Place	0		0		0
Vote by Mail	0		0		0
Mail Ballot	0		0		0
Cumulative - Total	0		0		0
Board of Equalization (State) - Total	4,996	32.97%	10,157	67.03%	15,153
County					
Kern County					
Poll Place	682	24.10%	2,148	75.90%	2,830
Vote by Mail	4,089	35.32%	7,489	64.68%	11,578
Mail Ballot	225	30.20%	520	69.80%	745
Kern County - Total	4,996	32.97%	10,157	67.03%	15,153
Cumulative					
Poll Place	0		0		0
Vote by Mail	0		0		0

District	Registered Voters
Mail Ballot	0
Cumulative - Total	0
County - Total	21,431
County Supervisor	
2nd Supervisorial District	
Poll Place	21,431
Vote by Mail	21,431
Mail Ballot	21,431
2nd Supervisorial District - Total	21,431
Cumulative	
Poll Place	0
Vote by Mail	0
Mail Ballot	0
Cumulative - Total	0
County Supervisor - Total	21,431
Cities	
City of California City	
Poll Place	6,415
Vote by Mail	6,415
Mail Ballot	6,415
City of California City - Total	6,415
Unincorporated	
Poll Place	15,016
Vote by Mail	15,016
Mail Ballot	15,016
Unincorporated - Total	15,016
Cumulative	
Poll Place	0
Vote by Mail	0

District	STEVE FOX (DEM)		TOM LACKEY (REP)		Total Votes
Mail Ballot	0		0		0
Cumulative - Total	0		0		0
County - Total	4,996	32.97%	10,157	67.03%	15,153
County Supervisor					
2nd Supervisorial District					
Poll Place	682	24.10%	2,148	75.90%	2,830
Vote by Mail	4,089	35.32%	7,489	64.68%	11,578
Mail Ballot	225	30.20%	520	69.80%	745
2nd Supervisorial District - Total	4,996	32.97%	10,157	67.03%	15,153
Cumulative					
Poll Place	0		0		0
Vote by Mail	0		0		0
Mail Ballot	0		0		0
Cumulative - Total	0		0		0
County Supervisor - Total	4,996	32.97%	10,157	67.03%	15,153
Cities					
City of California City					
Poll Place	233	28.87%	574	71.13%	807
Vote by Mail	1,464	40.36%	2,163	59.64%	3,627
Mail Ballot	7	19.44%	29	80.56%	36
City of California City - Total	1,704	38.12%	2,766	61.88%	4,470
Unincorporated					
Poll Place	449	22.19%	1,574	77.81%	2,023
Vote by Mail	2,625	33.01%	5,326	66.99%	7,951
Mail Ballot	218	30.75%	491	69.25%	709
Unincorporated - Total	3,292	30.82%	7,391	69.18%	10,683
Cumulative					
Poll Place	0		0		0
Vote by Mail	0		0		0

District	Registered Voters
Mail Ballot	0
Cumulative - Total	0
Cities - Total	21,431
Unincorporated	
Unincorporated Area	
Poll Place	15,016
Vote by Mail	15,016
Mail Ballot	15,016
Unincorporated Area - Total	15,016
Unincorporated	
Poll Place	6,415
Vote by Mail	6,415
Mail Ballot	6,415
Unincorporated - Total	6,415
Cumulative	
Poll Place	0
Vote by Mail	0
Mail Ballot	0
Cumulative - Total	0
Unincorporated - Total	21,431

District	STEVE FOX (DEM)		TOM LACKEY (REP)		Total Votes
Mail Ballot	0		0		0
Cumulative - Total	0		0		0
Cities - Total	4,996	32.97%	10,157	67.03%	15,153
Unincorporated					
Unincorporated Area					
Poll Place	449	22.19%	1,574	77.81%	2,023
Vote by Mail	2,625	33.01%	5,326	66.99%	7,951
Mail Ballot	218	30.75%	491	69.25%	709
Unincorporated Area - Total	3,292	30.82%	7,391	69.18%	10,683
Unincorporated					
Poll Place	233	28.87%	574	71.13%	807
Vote by Mail	1,464	40.36%	2,163	59.64%	3,627
Mail Ballot	7	19.44%	29	80.56%	36
Unincorporated - Total	1,704	38.12%	2,766	61.88%	4,470
Cumulative					
Poll Place	0		0		0
Vote by Mail	0		0		0
Mail Ballot	0		0		0
Cumulative - Total	0		0		0
Unincorporated - Total	4,996	32.97%	10,157	67.03%	15,153

Board Of Education, #5 Board Member (Vote for 1)

District	Registered Voters
United States Representative	
21st Congressional District	
Poll Place	33,887
Vote by Mail	33,887
Mail Ballot	33,887
21st Congressional District - Total	33,887
23rd Congressional District	
Poll Place	18,889
Vote by Mail	18,889
Mail Ballot	18,889
23rd Congressional District - Total	18,889
Cumulative	
Poll Place	0
Vote by Mail	0
Mail Ballot	0
Cumulative - Total	0
United States Representative - Total	52,776
State Senator	
14th Senatorial District	
Poll Place	24,170
Vote by Mail	24,170
Mail Ballot	24,170
14th Senatorial District - Total	24,170
16th Senatorial District	
Poll Place	28,606
Vote by Mail	28,606

District	WILLIAM F. BARNES		PAULA E. BRAY		Total Votes
United States Representative					
21st Congressional District					
Poll Place	656	34.20%	1,262	65.80%	1,918
Vote by Mail	4,699	37.43%	7,854	62.57%	12,553
Mail Ballot	1,087	38.38%	1,745	61.62%	2,832
21st Congressional District - Total	6,442	37.23%	10,861	62.77%	17,303
23rd Congressional District					
Poll Place	451	38.98%	706	61.02%	1,157
Vote by Mail	3,667	42.25%	5,013	57.75%	8,680
Mail Ballot	215	43.43%	280	56.57%	495
23rd Congressional District - Total	4,333	41.94%	5,999	58.06%	10,332
Cumulative					
Poll Place	0		0		0
Vote by Mail	0		0		0
Mail Ballot	0		0		0
Cumulative - Total	0		0		0
United States Representative - Total	10,775	38.99%	16,860	61.01%	27,635
State Senator					
14th Senatorial District					
Poll Place	359	29.94%	840	70.06%	1,199
Vote by Mail	2,978	35.50%	5,411	64.50%	8,389
Mail Ballot	784	36.67%	1,354	63.33%	2,138
14th Senatorial District - Total	4,121	35.14%	7,605	64.86%	11,726
16th Senatorial District					
Poll Place	748	39.87%	1,128	60.13%	1,876
Vote by Mail	5,388	41.95%	7,456	58.05%	12,844

176 of 3301

Exhibit F

District	Registered Voters
Mail Ballot	28,606
16th Senatorial District - Total	28,606
Cumulative	
Poll Place	0
Vote by Mail	0
Mail Ballot	0
Cumulative - Total	0
State Senator - Total	52,776
Member of the State Assembly	
32nd Assembly District	
Poll Place	27,131
Vote by Mail	27,131
Mail Ballot	27,131
32nd Assembly District - Total	27,131
34th Assembly District	
Poll Place	25,645
Vote by Mail	25,645
Mail Ballot	25,645
34th Assembly District - Total	25,645
Cumulative	
Poll Place	0
Vote by Mail	0
Mail Ballot	0
Cumulative - Total	0
Member of the State Assembly - Total	52,776
Board of Equalization (State)	
Board Of Equalization	
Poll Place	52,776

District	WILLIAM F. BARNES		PAULA E. BRAY		Total Votes
Mail Ballot	518	43.57%	671	56.43%	1,189
16th Senatorial District - Total	6,654	41.83%	9,255	58.17%	15,909
Cumulative					
Poll Place	0		0		0
Vote by Mail	0		0		0
Mail Ballot	0		0		0
Cumulative - Total	0		0		0
State Senator - Total	10,775	38.99%	16,860	61.01%	27,635
Member of the State Assembly					
32nd Assembly District					
Poll Place	393	29.98%	918	70.02%	1,311
Vote by Mail	3,371	35.36%	6,162	64.64%	9,533
Mail Ballot	787	36.28%	1,382	63.72%	2,169
32nd Assembly District - Total	4,551	34.97%	8,462	65.03%	13,013
34th Assembly District					
Poll Place	714	40.48%	1,050	59.52%	1,764
Vote by Mail	4,995	42.69%	6,705	57.31%	11,700
Mail Ballot	515	44.47%	643	55.53%	1,158
34th Assembly District - Total	6,224	42.57%	8,398	57.43%	14,622
Cumulative					
Poll Place	0		0		0
Vote by Mail	0		0		0
Mail Ballot	0		0		0
Cumulative - Total	0		0		0
Member of the State Assembly - Total	10,775	38.99%	16,860	61.01%	27,635
Board of Equalization (State)					
Board Of Equalization					
Poll Place	1,107	36.00%	1,968	64.00%	3,075

District	Registered Voters
Vote by Mail	52,776
Mail Ballot	52,776
Board Of Equalization - Total	52,776
Cumulative	
Poll Place	0
Vote by Mail	0
Mail Ballot	0
Cumulative - Total	0
Board of Equalization (State) - Total	52,776
County	
Kern County	
Poll Place	52,776
Vote by Mail	52,776
Mail Ballot	52,776
Kern County - Total	52,776
Cumulative	
Poll Place	0
Vote by Mail	0
Mail Ballot	0
Cumulative - Total	0
County - Total	52,776
County Supervisor	
2nd Supervisorial District	
Poll Place	7,944
Vote by Mail	7,944
Mail Ballot	7,944
2nd Supervisorial District - Total	7,944
3rd Supervisorial District	
Poll Place	15,661
Vote by Mail	15,661

District	WILLIAM F. BARNES		PAULA E. BRAY		Total Votes
Vote by Mail	8,366	39.40%	12,867	60.60%	21,233
Mail Ballot	1,302	39.13%	2,025	60.87%	3,327
Board Of Equalization - Total	10,775	38.99%	16,860	61.01%	27,635
Cumulative					
Poll Place	0		0		0
Vote by Mail	0		0		0
Mail Ballot	0		0		0
Cumulative - Total	0		0		0
Board of Equalization (State) - Total	10,775	38.99%	16,860	61.01%	27,635
County					
Kern County					
Poll Place	1,107	36.00%	1,968	64.00%	3,075
Vote by Mail	8,366	39.40%	12,867	60.60%	21,233
Mail Ballot	1,302	39.13%	2,025	60.87%	3,327
Kern County - Total	10,775	38.99%	16,860	61.01%	27,635
Cumulative					
Poll Place	0		0		0
Vote by Mail	0		0		0
Mail Ballot	0		0		0
Cumulative - Total	0		0		0
County - Total	10,775	38.99%	16,860	61.01%	27,635
County Supervisor					
2nd Supervisorial District					
Poll Place	206	39.77%	312	60.23%	518
Vote by Mail	1,267	40.36%	1,872	59.64%	3,139
Mail Ballot	458	44.29%	576	55.71%	1,034
2nd Supervisorial District - Total	1,931	41.16%	2,760	58.84%	4,691
3rd Supervisorial District					
Poll Place	461	40.69%	672	59.31%	1,133
Vote by Mail	3,325	43.37%	4,341	56.63%	7,666
Mail Ballot	24	40.00%	36	60.00%	60

District	Registered Voters
Mail Ballot	15,661
3rd Supervisorial District - Total	15,661
4th Supervisorial District	
Poll Place	335
Vote by Mail	335
Mail Ballot	335
4th Supervisorial District - Total	335
5th Supervisorial District	
Poll Place	28,836
Vote by Mail	28,836
Mail Ballot	28,836
5th Supervisorial District - Total	28,836
Cumulative	
Poll Place	0
Vote by Mail	0
Mail Ballot	0
Cumulative - Total	0
County Supervisor - Total	52,776
Cities	
City of Bakersfield	
Poll Place	42,701
Vote by Mail	42,701
Mail Ballot	42,701
City of Bakersfield - Total	42,701
Unincorporated	
Poll Place	10,075
Vote by Mail	10,075
Mail Ballot	10,075
Unincorporated - Total	10,075

District	WILLIAM F. BARNES		PAULA E. BRAY		Total Votes
3rd Supervisorial District - Total	3,810	43.01%	5,049	56.99%	8,859
4th Supervisorial District					
Poll Place	0		0		0
Vote by Mail	0		0		0
Mail Ballot	108	55.38%	87	44.62%	195
4th Supervisorial District - Total	108	55.38%	87	44.62%	195
5th Supervisorial District					
Poll Place	440	30.90%	984	69.10%	1,424
Vote by Mail	3,774	36.19%	6,654	63.81%	10,428
Mail Ballot	712	34.94%	1,326	65.06%	2,038
5th Supervisorial District - Total	4,926	35.46%	8,964	64.54%	13,890
Cumulative					
Poll Place	0		0		0
Vote by Mail	0		0		0
Mail Ballot	0		0		0
Cumulative - Total	0		0		0
County Supervisor - Total	10,775	38.99%	16,860	61.01%	27,635
Cities					
City of Bakersfield					
Poll Place	892	35.90%	1,593	64.10%	2,485
Vote by Mail	6,893	38.55%	10,987	61.45%	17,880
Mail Ballot	858	38.39%	1,377	61.61%	2,235
City of Bakersfield - Total	8,643	38.24%	13,957	61.76%	22,600
Unincorporated					
Poll Place	215	36.44%	375	63.56%	590
Vote by Mail	1,473	43.93%	1,880	56.07%	3,353
Mail Ballot	444	40.66%	648	59.34%	1,092
Unincorporated - Total	2,132	42.34%	2,903	57.66%	5,035
Cumulative					
Poll Place	0		0		0
Vote by Mail	0		0		0

179 of 3301

Exhibit F

District	Registered Voters
Cumulative	
Poll Place	0
Vote by Mail	0
Mail Ballot	0
Cumulative - Total	0
Cities - Total	52,776
Unincorporated	
Unincorporated Area	
Poll Place	10,075
Vote by Mail	10,075
Mail Ballot	10,075
Unincorporated Area - Total	10,075
Unincorporated	
Poll Place	42,701
Vote by Mail	42,701
Mail Ballot	42,701
Unincorporated - Total	42,701
Cumulative	
Poll Place	0
Vote by Mail	0
Mail Ballot	0
Cumulative - Total	0
Unincorporated - Total	52,776

District	WILLIAM F. BARNES		PAULA E. BRAY		Total Votes
Mail Ballot	0		0		0
Cumulative - Total	0		0		0
Cities - Total	10,775	38.99%	16,860	61.01%	27,635
Unincorporated					
Unincorporated Area					
Poll Place	215	36.44%	375	63.56%	590
Vote by Mail	1,473	43.93%	1,880	56.07%	3,353
Mail Ballot	444	40.66%	648	59.34%	1,092
Unincorporated Area - Total	2,132	42.34%	2,903	57.66%	5,035
Unincorporated					
Poll Place	892	35.90%	1,593	64.10%	2,485
Vote by Mail	6,893	38.55%	10,987	61.45%	17,880
Mail Ballot	858	38.39%	1,377	61.61%	2,235
Unincorporated - Total	8,643	38.24%	13,957	61.76%	22,600
Cumulative					
Poll Place	0		0		0
Vote by Mail	0		0		0
Mail Ballot	0		0		0
Cumulative - Total	0		0		0
Unincorporated - Total	10,775	38.99%	16,860	61.01%	27,635

Kern Comm College #6 Board Member (Vote for 1)

District	Registered Voters
United States Representative	
21st Congressional District	
Poll Place	37,185
Vote by Mail	37,185
Mail Ballot	37,185
21st Congressional District - Total	37,185
23rd Congressional District	
Poll Place	17,680
Vote by Mail	17,680
Mail Ballot	17,680
23rd Congressional District - Total	17,680
Cumulative	
Poll Place	0
Vote by Mail	0
Mail Ballot	0
Cumulative - Total	0
United States Representative - Total	54,865
State Senator	
14th Senatorial District	
Poll Place	29,798
Vote by Mail	29,798
Mail Ballot	29,798
14th Senatorial District - Total	29,798
16th Senatorial District	
Poll Place	25,067
Vote by Mail	25,067

District	JACK LAVERS		YOVANI JIMENEZ		Total Votes
United States Representative					
21st Congressional District					
Poll Place	927	40.10%	1,385	59.90%	2,312
Vote by Mail	4,871	32.89%	9,938	67.11%	14,809
Mail Ballot	1,573	45.31%	1,899	54.69%	3,472
21st Congressional District - Total	7,371	35.79%	13,222	64.21%	20,593
23rd Congressional District					
Poll Place	1,303	74.37%	449	25.63%	1,752
Vote by Mail	4,699	58.29%	3,362	41.71%	8,061
Mail Ballot	1,391	74.39%	479	25.61%	1,870
23rd Congressional District - Total	7,393	63.28%	4,290	36.72%	11,683
Cumulative					
Poll Place	0		0		0
Vote by Mail	0		0		0
Mail Ballot	0		0		0
Cumulative - Total	0		0		0
United States Representative - Total	14,764	45.74%	17,512	54.26%	32,276
State Senator					
14th Senatorial District					
Poll Place	667	36.77%	1,147	63.23%	1,814
Vote by Mail	3,602	30.53%	8,195	69.47%	11,797
Mail Ballot	1,181	42.87%	1,574	57.13%	2,755
14th Senatorial District - Total	5,450	33.30%	10,916	66.70%	16,366
16th Senatorial District					
Poll Place	1,563	69.47%	687	30.53%	2,250
Vote by Mail	5,968	53.90%	5,105	46.10%	11,073

District	Registered Voters
Mail Ballot	25,067
16th Senatorial District - Total	25,067
Cumulative	
Poll Place	0
Vote by Mail	0
Mail Ballot	0
Cumulative - Total	0
State Senator - Total	54,865
Member of the State Assembly	
26th Assembly District	
Poll Place	7,405
Vote by Mail	7,405
Mail Ballot	7,405
26th Assembly District - Total	7,405
32nd Assembly District	
Poll Place	29,851
Vote by Mail	29,851
Mail Ballot	29,851
32nd Assembly District - Total	29,851
34th Assembly District	
Poll Place	17,609
Vote by Mail	17,609
Mail Ballot	17,609
34th Assembly District - Total	17,609
Cumulative	
Poll Place	0
Vote by Mail	0

District	JACK LAYERS		YOVANI JIMENEZ		Total Votes
Mail Ballot	1,783	68.92%	804	31.08%	2,587
16th Senatorial District - Total	9,314	58.54%	6,596	41.46%	15,910
Cumulative					
Poll Place	0		0		0
Vote by Mail	0		0		0
Mail Ballot	0		0		0
Cumulative - Total	0		0		0
State Senator - Total	14,764	45.74%	17,512	54.26%	32,276
Member of the State Assembly					
26th Assembly District					
Poll Place	585	81.70%	131	18.30%	716
Vote by Mail	2,474	67.26%	1,204	32.74%	3,678
Mail Ballot	571	76.44%	176	23.56%	747
26th Assembly District - Total	3,630	70.61%	1,511	29.39%	5,141
32nd Assembly District					
Poll Place	667	36.77%	1,147	63.23%	1,814
Vote by Mail	3,602	30.53%	8,195	69.47%	11,797
Mail Ballot	1,203	43.13%	1,586	56.87%	2,789
32nd Assembly District - Total	5,472	33.37%	10,928	66.63%	16,400
34th Assembly District					
Poll Place	978	63.75%	556	36.25%	1,534
Vote by Mail	3,494	47.25%	3,901	52.75%	7,395
Mail Ballot	1,190	65.89%	616	34.11%	1,806
34th Assembly District - Total	5,662	52.74%	5,073	47.26%	10,735
Cumulative					
Poll Place	0		0		0
Vote by Mail	0		0		0

District	Registered Voters
Mail Ballot	0
Cumulative - Total	0
Member of the State Assembly - Total	54,865
Board of Equalization (State)	
Board Of Equalization	
Poll Place	54,865
Vote by Mail	54,865
Mail Ballot	54,865
Board Of Equalization - Total	54,865
Cumulative	
Poll Place	0
Vote by Mail	0
Mail Ballot	0
Cumulative - Total	0
Board of Equalization (State) - Total	54,865
County	
Kern County	
Poll Place	54,865
Vote by Mail	54,865
Mail Ballot	54,865
Kern County - Total	54,865
Cumulative	
Poll Place	0
Vote by Mail	0
Mail Ballot	0
Cumulative - Total	0
County - Total	54,865

District	JACK LAYERS		YOVANI JIMENEZ		Total Votes
Mail Ballot	0		0		0
Cumulative - Total	0		0		0
Member of the State Assembly - Total	14,764	45.74%	17,512	54.26%	32,276
Board of Equalization (State)					
Board Of Equalization					
Poll Place	2,230	54.87%	1,834	45.13%	4,064
Vote by Mail	9,570	41.85%	13,300	58.15%	22,870
Mail Ballot	2,964	55.48%	2,378	44.52%	5,342
Board Of Equalization - Total	14,764	45.74%	17,512	54.26%	32,276
Cumulative					
Poll Place	0		0		0
Vote by Mail	0		0		0
Mail Ballot	0		0		0
Cumulative - Total	0		0		0
Board of Equalization (State) - Total	14,764	45.74%	17,512	54.26%	32,276
County					
Kern County					
Poll Place	2,230	54.87%	1,834	45.13%	4,064
Vote by Mail	9,570	41.85%	13,300	58.15%	22,870
Mail Ballot	2,964	55.48%	2,378	44.52%	5,342
Kern County - Total	14,764	45.74%	17,512	54.26%	32,276
Cumulative					
Poll Place	0		0		0
Vote by Mail	0		0		0
Mail Ballot	0		0		0
Cumulative - Total	0		0		0
County - Total	14,764	45.74%	17,512	54.26%	32,276

District	Registered Voters
County Supervisor	
1st Supervisorial District	
Poll Place	7,493
Vote by Mail	7,493
Mail Ballot	7,493
1st Supervisorial District - Total	7,493
2nd Supervisorial District	
Poll Place	14,421
Vote by Mail	14,421
Mail Ballot	14,421
2nd Supervisorial District - Total	14,421
3rd Supervisorial District	
Poll Place	1,994
Vote by Mail	1,994
Mail Ballot	1,994
3rd Supervisorial District - Total	1,994
4th Supervisorial District	
Poll Place	10,960
Vote by Mail	10,960
Mail Ballot	10,960
4th Supervisorial District - Total	10,960
5th Supervisorial District	
Poll Place	19,997
Vote by Mail	19,997
Mail Ballot	19,997
5th Supervisorial District - Total	19,997
Cumulative	
Poll Place	0
Vote by Mail	0

District	JACK LAYERS		YOVANI JIMENEZ		Total Votes
County Supervisor					
1st Supervisorial District					
Poll Place	585	81.70%	131	18.30%	716
Vote by Mail	2,474	67.26%	1,204	32.74%	3,678
Mail Ballot	617	75.61%	199	24.39%	816
1st Supervisorial District - Total	3,676	70.56%	1,534	29.44%	5,210
2nd Supervisorial District					
Poll Place	794	66.33%	403	33.67%	1,197
Vote by Mail	2,776	49.02%	2,887	50.98%	5,663
Mail Ballot	1,231	56.83%	935	43.17%	2,166
2nd Supervisorial District - Total	4,801	53.19%	4,225	46.81%	9,026
3rd Supervisorial District					
Poll Place	73	55.73%	58	44.27%	131
Vote by Mail	363	40.47%	534	59.53%	897
Mail Ballot	0		0		0
3rd Supervisorial District - Total	436	42.41%	592	57.59%	1,028
4th Supervisorial District					
Poll Place	247	30.88%	553	69.13%	800
Vote by Mail	1,148	24.91%	3,460	75.09%	4,608
Mail Ballot	408	63.55%	234	36.45%	642
4th Supervisorial District - Total	1,803	29.80%	4,247	70.20%	6,050
5th Supervisorial District					
Poll Place	531	43.52%	689	56.48%	1,220
Vote by Mail	2,809	35.01%	5,215	64.99%	8,024
Mail Ballot	708	41.21%	1,010	58.79%	1,718
5th Supervisorial District - Total	4,048	36.93%	6,914	63.07%	10,962
Cumulative					
Poll Place	0		0		0
Vote by Mail	0		0		0

District	Registered Voters
Mail Ballot	0
Cumulative - Total	0
County Supervisor - Total	54,865
Cities	
City of Arvin	
Poll Place	5,367
Vote by Mail	5,367
Mail Ballot	5,367
City of Arvin - Total	5,367
City of Bakersfield	
Poll Place	21,150
Vote by Mail	21,150
Mail Ballot	21,150
City of Bakersfield - Total	21,150
Unincorporated	
Poll Place	28,348
Vote by Mail	28,348
Mail Ballot	28,348
Unincorporated - Total	28,348
Cumulative	
Poll Place	0
Vote by Mail	0
Mail Ballot	0
Cumulative - Total	0
Cities - Total	54,865
Unincorporated	
Unincorporated Area	
Poll Place	28,462
Vote by Mail	28,462
Mail Ballot	28,462
Unincorporated Area - Total	28,462

District	JACK LAYERS		YOVANI JIMENEZ		Total Votes
Mail Ballot	0		0		0
Cumulative - Total	0		0		0
County Supervisor - Total	14,764	45.74%	17,512	54.26%	32,276
Cities					
City of Arvin					
Poll Place	134	30.04%	312	69.96%	446
Vote by Mail	628	23.94%	1,995	76.06%	2,623
Mail Ballot	0		0		0
City of Arvin - Total	762	24.83%	2,307	75.17%	3,069
City of Bakersfield					
Poll Place	507	42.97%	673	57.03%	1,180
Vote by Mail	3,010	34.24%	5,781	65.76%	8,791
Mail Ballot	742	40.57%	1,087	59.43%	1,829
City of Bakersfield - Total	4,259	36.09%	7,541	63.91%	11,800
Unincorporated					
Poll Place	1,589	65.18%	849	34.82%	2,438
Vote by Mail	5,932	51.78%	5,524	48.22%	11,456
Mail Ballot	2,222	63.25%	1,291	36.75%	3,513
Unincorporated - Total	9,743	55.97%	7,664	44.03%	17,407
Cumulative					
Poll Place	0		0		0
Vote by Mail	0		0		0
Mail Ballot	0		0		0
Cumulative - Total	0		0		0
Cities - Total	14,764	45.74%	17,512	54.26%	32,276
Unincorporated					
Unincorporated Area					
Poll Place	1,589	65.18%	849	34.82%	2,438
Vote by Mail	5,932	51.78%	5,524	48.22%	11,456
Mail Ballot	2,283	63.61%	1,306	36.39%	3,589
Unincorporated Area - Total	9,804	56.08%	7,679	43.92%	17,483

District	Registered Voters
Unincorporated	
Poll Place	26,403
Vote by Mail	26,403
Mail Ballot	26,403
Unincorporated - Total	26,403
Cumulative	
Poll Place	0
Vote by Mail	0
Mail Ballot	0
Cumulative - Total	0
Unincorporated - Total	54,865

District	JACK LAYERS		YOVANI JIMENEZ		Total Votes
Unincorporated					
Poll Place	641	39.42%	985	60.58%	1,626
Vote by Mail	3,638	31.87%	7,776	68.13%	11,414
Mail Ballot	681	38.85%	1,072	61.15%	1,753
Unincorporated - Total	4,960	33.53%	9,833	66.47%	14,793
Cumulative					
Poll Place	0		0		0
Vote by Mail	0		0		0
Mail Ballot	0		0		0
Cumulative - Total	0		0		0
Unincorporated - Total	14,764	45.74%	17,512	54.26%	32,276

Delano Jt Union High Board Member (Vote for 2)

District	Registered Voters
United States Representative	
21st Congressional District	
Poll Place	16,379
Vote by Mail	16,379
Mail Ballot	16,379
21st Congressional District - Total	16,379
23rd Congressional District	
Poll Place	14
Vote by Mail	14
Mail Ballot	14
23rd Congressional District - Total	14
Cumulative	
Poll Place	0
Vote by Mail	0
Mail Ballot	0
Cumulative - Total	0
United States Representative - Total	16,393
State Senator	
14th Senatorial District	
Poll Place	16,379
Vote by Mail	16,379
Mail Ballot	16,379
14th Senatorial District - Total	16,379
16th Senatorial District	
Poll Place	14
Vote by Mail	14

District	RAY ARVIZU		ARNOLD W. MORRISON	
United States Representative				
21st Congressional District				
Poll Place	454	28.04%	797	49.23%
Vote by Mail	3,384	26.12%	6,517	50.30%
Mail Ballot	141	25.54%	279	50.54%
21st Congressional District - Total	3,979	26.31%	7,593	50.20%
23rd Congressional District				
Poll Place	0		0	
Vote by Mail	0		0	
Mail Ballot	2	13.33%	7	46.67%
23rd Congressional District - Total	2	13.33%	7	46.67%
Cumulative				
Poll Place	0		0	
Vote by Mail	0		0	
Mail Ballot	0		0	
Cumulative - Total	0		0	
United States Representative - Total	3,981	26.29%	7,600	50.19%
State Senator				
14th Senatorial District				
Poll Place	454	28.04%	797	49.23%
Vote by Mail	3,384	26.12%	6,517	50.30%
Mail Ballot	141	25.54%	279	50.54%
14th Senatorial District - Total	3,979	26.31%	7,593	50.20%
16th Senatorial District				
Poll Place	0		0	
Vote by Mail	0		0	

187 of 3301

Exhibit F

District	JESUS M. CARDENAS		Total Votes
United States Representative			
21st Congressional District			
Poll Place	368	22.73%	1,619
Vote by Mail	3,054	23.57%	12,955
Mail Ballot	132	23.91%	552
21st Congressional District - Total	3,554	23.50%	15,126
23rd Congressional District			
Poll Place	0		0
Vote by Mail	0		0
Mail Ballot	6	40.00%	15
23rd Congressional District - Total	6	40.00%	15
Cumulative			
Poll Place	0		0
Vote by Mail	0		0
Mail Ballot	0		0
Cumulative - Total	0		0
United States Representative - Total	3,560	23.51%	15,141
State Senator			
14th Senatorial District			
Poll Place	368	22.73%	1,619
Vote by Mail	3,054	23.57%	12,955
Mail Ballot	132	23.91%	552
14th Senatorial District - Total	3,554	23.50%	15,126
16th Senatorial District			
Poll Place	0		0
Vote by Mail	0		0

District	Registered Voters
Mail Ballot	14
16th Senatorial District - Total	14
Cumulative	
Poll Place	0
Vote by Mail	0
Mail Ballot	0
Cumulative - Total	0
State Senator - Total	16,393
Member of the State Assembly	
26th Assembly District	
Poll Place	14
Vote by Mail	14
Mail Ballot	14
26th Assembly District - Total	14
32nd Assembly District	
Poll Place	16,379
Vote by Mail	16,379
Mail Ballot	16,379
32nd Assembly District - Total	16,379
34th Assembly District	
Poll Place	0
Vote by Mail	0
Mail Ballot	0
34th Assembly District - Total	0
Cumulative	
Poll Place	0
Vote by Mail	0

District	RAY ARVIZU		ARNOLD W. MORRISON	
Mail Ballot	2	13.33%	7	46.67%
16th Senatorial District - Total	2	13.33%	7	46.67%
Cumulative				
Poll Place	0		0	
Vote by Mail	0		0	
Mail Ballot	0		0	
Cumulative - Total	0		0	
State Senator - Total	3,981	26.29%	7,600	50.19%
Member of the State Assembly				
26th Assembly District				
Poll Place	0		0	
Vote by Mail	0		0	
Mail Ballot	2	13.33%	7	46.67%
26th Assembly District - Total	2	13.33%	7	46.67%
32nd Assembly District				
Poll Place	454	28.04%	797	49.23%
Vote by Mail	3,384	26.12%	6,517	50.30%
Mail Ballot	141	25.54%	279	50.54%
32nd Assembly District - Total	3,979	26.31%	7,593	50.20%
34th Assembly District				
Poll Place	0		0	
Vote by Mail	0		0	
Mail Ballot	0		0	
34th Assembly District - Total	0		0	
Cumulative				
Poll Place	0		0	
Vote by Mail	0		0	

District	JESUS M. CARDENAS		Total Votes
Mail Ballot	6	40.00%	15
16th Senatorial District - Total	6	40.00%	15
Cumulative			
Poll Place	0		0
Vote by Mail	0		0
Mail Ballot	0		0
Cumulative - Total	0		0
State Senator - Total	3,560	23.51%	15,141
Member of the State Assembly			
26th Assembly District			
Poll Place	0		0
Vote by Mail	0		0
Mail Ballot	6	40.00%	15
26th Assembly District - Total	6	40.00%	15
32nd Assembly District			
Poll Place	368	22.73%	1,619
Vote by Mail	3,054	23.57%	12,955
Mail Ballot	132	23.91%	552
32nd Assembly District - Total	3,554	23.50%	15,126
34th Assembly District			
Poll Place	0		0
Vote by Mail	0		0
Mail Ballot	0		0
34th Assembly District - Total	0		0
Cumulative			
Poll Place	0		0
Vote by Mail	0		0

District	Registered Voters
Mail Ballot	0
Cumulative - Total	0
Member of the State Assembly - Total	16,393
Board of Equalization (State)	
Board Of Equalization	
Poll Place	16,393
Vote by Mail	16,393
Mail Ballot	16,393
Board Of Equalization - Total	16,393
Cumulative	
Poll Place	0
Vote by Mail	0
Mail Ballot	0
Cumulative - Total	0
Board of Equalization (State) - Total	16,393
County	
Kern County	
Poll Place	16,393
Vote by Mail	16,393
Mail Ballot	16,393
Kern County - Total	16,393
Cumulative	
Poll Place	0
Vote by Mail	0
Mail Ballot	0
Cumulative - Total	0
County - Total	16,393

District	RAY ARVIZU		ARNOLD W. MORRISON	
Mail Ballot	0		0	
Cumulative - Total	0		0	
Member of the State Assembly - Total	3,981	26.29%	7,600	50.19%
Board of Equalization (State)				
Board Of Equalization				
Poll Place	454	28.04%	797	49.23%
Vote by Mail	3,384	26.12%	6,517	50.30%
Mail Ballot	143	25.22%	286	50.44%
Board Of Equalization - Total	3,981	26.29%	7,600	50.19%
Cumulative				
Poll Place	0		0	
Vote by Mail	0		0	
Mail Ballot	0		0	
Cumulative - Total	0		0	
Board of Equalization (State) - Total	3,981	26.29%	7,600	50.19%
County				
Kern County				
Poll Place	454	28.04%	797	49.23%
Vote by Mail	3,384	26.12%	6,517	50.30%
Mail Ballot	143	25.22%	286	50.44%
Kern County - Total	3,981	26.29%	7,600	50.19%
Cumulative				
Poll Place	0		0	
Vote by Mail	0		0	
Mail Ballot	0		0	
Cumulative - Total	0		0	
County - Total	3,981	26.29%	7,600	50.19%

District	JESUS M. CARDENAS		Total Votes
Mail Ballot	0		0
Cumulative - Total	0		0
Member of the State Assembly - Total	3,560	23.51%	15,141
Board of Equalization (State)			
Board Of Equalization			
Poll Place	368	22.73%	1,619
Vote by Mail	3,054	23.57%	12,955
Mail Ballot	138	24.34%	567
Board Of Equalization - Total	3,560	23.51%	15,141
Cumulative			
Poll Place	0		0
Vote by Mail	0		0
Mail Ballot	0		0
Cumulative - Total	0		0
Board of Equalization (State) - Total	3,560	23.51%	15,141
County			
Kern County			
Poll Place	368	22.73%	1,619
Vote by Mail	3,054	23.57%	12,955
Mail Ballot	138	24.34%	567
Kern County - Total	3,560	23.51%	15,141
Cumulative			
Poll Place	0		0
Vote by Mail	0		0
Mail Ballot	0		0
Cumulative - Total	0		0
County - Total	3,560	23.51%	15,141

District	Registered Voters
County Supervisor	
1st Supervisorial District	
Poll Place	14
Vote by Mail	14
Mail Ballot	14
1st Supervisorial District - Total	14
4th Supervisorial District	
Poll Place	16,379
Vote by Mail	16,379
Mail Ballot	16,379
4th Supervisorial District - Total	16,379
Cumulative	
Poll Place	0
Vote by Mail	0
Mail Ballot	0
Cumulative - Total	0
County Supervisor - Total	16,393
Cities	
City of Delano	
Poll Place	15,671
Vote by Mail	15,671
Mail Ballot	15,671
City of Delano - Total	15,671
Unincorporated	
Poll Place	722
Vote by Mail	722
Mail Ballot	722
Unincorporated - Total	722
Cumulative	
Poll Place	0
Vote by Mail	0

District	RAY ARVIZU		ARNOLD W. MORRISON	
County Supervisor				
1st Supervisorial District				
Poll Place	0		0	
Vote by Mail	0		0	
Mail Ballot	2	13.33%	7	46.67%
1st Supervisorial District - Total	2	13.33%	7	46.67%
4th Supervisorial District				
Poll Place	454	28.04%	797	49.23%
Vote by Mail	3,384	26.12%	6,517	50.30%
Mail Ballot	141	25.54%	279	50.54%
4th Supervisorial District - Total	3,979	26.31%	7,593	50.20%
Cumulative				
Poll Place	0		0	
Vote by Mail	0		0	
Mail Ballot	0		0	
Cumulative - Total	0		0	
County Supervisor - Total	3,981	26.29%	7,600	50.19%
Cities				
City of Delano				
Poll Place	454	28.04%	797	49.23%
Vote by Mail	3,384	26.12%	6,517	50.30%
Mail Ballot	1	33.33%	2	66.67%
City of Delano - Total	3,839	26.34%	7,316	50.19%
Unincorporated				
Poll Place	0		0	
Vote by Mail	0		0	
Mail Ballot	142	25.18%	284	50.35%
Unincorporated - Total	142	25.18%	284	50.35%
Cumulative				
Poll Place	0		0	
Vote by Mail	0		0	

District	JESUS M. CARDENAS		Total Votes
County Supervisor			
1st Supervisorial District			
Poll Place	0		0
Vote by Mail	0		0
Mail Ballot	6	40.00%	15
1st Supervisorial District - Total	6	40.00%	15
4th Supervisorial District			
Poll Place	368	22.73%	1,619
Vote by Mail	3,054	23.57%	12,955
Mail Ballot	132	23.91%	552
4th Supervisorial District - Total	3,554	23.50%	15,126
Cumulative			
Poll Place	0		0
Vote by Mail	0		0
Mail Ballot	0		0
Cumulative - Total	0		0
County Supervisor - Total	3,560	23.51%	15,141
Cities			
City of Delano			
Poll Place	368	22.73%	1,619
Vote by Mail	3,054	23.57%	12,955
Mail Ballot	0	0.00%	3
City of Delano - Total	3,422	23.48%	14,577
Unincorporated			
Poll Place	0		0
Vote by Mail	0		0
Mail Ballot	138	24.47%	564
Unincorporated - Total	138	24.47%	564
Cumulative			
Poll Place	0		0
Vote by Mail	0		0

District	Registered Voters
Mail Ballot	0
Cumulative - Total	0
Cities - Total	16,393
Unincorporated	
Unincorporated Area	
Poll Place	722
Vote by Mail	722
Mail Ballot	722
Unincorporated Area - Total	722
Unincorporated	
Poll Place	15,671
Vote by Mail	15,671
Mail Ballot	15,671
Unincorporated - Total	15,671
Cumulative	
Poll Place	0
Vote by Mail	0
Mail Ballot	0
Cumulative - Total	0
Unincorporated - Total	16,393

District	RAY ARVIZU		ARNOLD W. MORRISON	
Mail Ballot	0		0	
Cumulative - Total	0		0	
Cities - Total	3,981	26.29%	7,600	50.19%
Unincorporated				
Unincorporated Area				
Poll Place	0		0	
Vote by Mail	0		0	
Mail Ballot	142	25.18%	284	50.35%
Unincorporated Area - Total	142	25.18%	284	50.35%
Unincorporated				
Poll Place	454	28.04%	797	49.23%
Vote by Mail	3,384	26.12%	6,517	50.30%
Mail Ballot	1	33.33%	2	66.67%
Unincorporated - Total	3,839	26.34%	7,316	50.19%
Cumulative				
Poll Place	0		0	
Vote by Mail	0		0	
Mail Ballot	0		0	
Cumulative - Total	0		0	
Unincorporated - Total	3,981	26.29%	7,600	50.19%

District	JESUS M. CARDENAS		Total Votes
Mail Ballot	0		0
Cumulative - Total	0		0
Cities - Total	3,560	23.51%	15,141
Unincorporated			
Unincorporated Area			
Poll Place	0		0
Vote by Mail	0		0
Mail Ballot	138	24.47%	564
Unincorporated Area - Total	138	24.47%	564
Unincorporated			
Poll Place	368	22.73%	1,619
Vote by Mail	3,054	23.57%	12,955
Mail Ballot	0	0.00%	3
Unincorporated - Total	3,422	23.48%	14,577
Cumulative			
Poll Place	0		0
Vote by Mail	0		0
Mail Ballot	0		0
Cumulative - Total	0		0
Unincorporated - Total	3,560	23.51%	15,141

Kern High School # 2 Board Member (Vote for 1)

District	Registered Voters
United States Representative	
21st Congressional District	
Poll Place	28,205
Vote by Mail	28,205
Mail Ballot	28,205
21st Congressional District - Total	28,205
23rd Congressional District	
Poll Place	20,664
Vote by Mail	20,664
Mail Ballot	20,664
23rd Congressional District - Total	20,664
Cumulative	
Poll Place	0
Vote by Mail	0
Mail Ballot	0
Cumulative - Total	0
United States Representative - Total	48,869
State Senator	
14th Senatorial District	
Poll Place	27,410
Vote by Mail	27,410
Mail Ballot	27,410
14th Senatorial District - Total	27,410
16th Senatorial District	
Poll Place	21,459
Vote by Mail	21,459

District	JEFF FLORES		M. DAYLE RECORD		Total Votes
United States Representative					
21st Congressional District					
Poll Place	1,070	67.08%	525	32.92%	1,595
Vote by Mail	6,865	66.33%	3,485	33.67%	10,350
Mail Ballot	587	63.67%	335	36.33%	922
21st Congressional District - Total	8,522	66.23%	4,345	33.77%	12,867
23rd Congressional District					
Poll Place	985	70.61%	410	29.39%	1,395
Vote by Mail	6,942	66.48%	3,500	33.52%	10,442
Mail Ballot	243	66.21%	124	33.79%	367
23rd Congressional District - Total	8,170	66.95%	4,034	33.05%	12,204
Cumulative					
Poll Place	0		0		0
Vote by Mail	0		0		0
Mail Ballot	0		0		0
Cumulative - Total	0		0		0
United States Representative - Total	16,692	66.58%	8,379	33.42%	25,071
State Senator					
14th Senatorial District					
Poll Place	1,021	66.86%	506	33.14%	1,527
Vote by Mail	6,633	66.16%	3,393	33.84%	10,026
Mail Ballot	557	64.17%	311	35.83%	868
14th Senatorial District - Total	8,211	66.11%	4,210	33.89%	12,421
16th Senatorial District					
Poll Place	1,034	70.68%	429	29.32%	1,463
Vote by Mail	7,174	66.64%	3,592	33.36%	10,766

District	Registered Voters
Mail Ballot	21,459
16th Senatorial District - Total	21,459
Cumulative	
Poll Place	0
Vote by Mail	0
Mail Ballot	0
Cumulative - Total	0
State Senator - Total	48,869
Member of the State Assembly	
32nd Assembly District	
Poll Place	38,456
Vote by Mail	38,456
Mail Ballot	38,456
32nd Assembly District - Total	38,456
34th Assembly District	
Poll Place	10,413
Vote by Mail	10,413
Mail Ballot	10,413
34th Assembly District - Total	10,413
Cumulative	
Poll Place	0
Vote by Mail	0
Mail Ballot	0
Cumulative - Total	0
Member of the State Assembly - Total	48,869
Board of Equalization (State)	
Board Of Equalization	
Poll Place	48,869

District	JEFF FLORES		M. DAYLE RECORD		Total Votes
Mail Ballot	273	64.85%	148	35.15%	421
16th Senatorial District - Total	8,481	67.04%	4,169	32.96%	12,650
Cumulative					
Poll Place	0		0		0
Vote by Mail	0		0		0
Mail Ballot	0		0		0
Cumulative - Total	0		0		0
State Senator - Total	16,692	66.58%	8,379	33.42%	25,071
Member of the State Assembly					
32nd Assembly District					
Poll Place	1,493	67.46%	720	32.54%	2,213
Vote by Mail	9,880	66.09%	5,070	33.91%	14,950
Mail Ballot	773	64.47%	426	35.53%	1,199
32nd Assembly District - Total	12,146	66.15%	6,216	33.85%	18,362
34th Assembly District					
Poll Place	562	72.33%	215	27.67%	777
Vote by Mail	3,927	67.22%	1,915	32.78%	5,842
Mail Ballot	57	63.33%	33	36.67%	90
34th Assembly District - Total	4,546	67.76%	2,163	32.24%	6,709
Cumulative					
Poll Place	0		0		0
Vote by Mail	0		0		0
Mail Ballot	0		0		0
Cumulative - Total	0		0		0
Member of the State Assembly - Total	16,692	66.58%	8,379	33.42%	25,071
Board of Equalization (State)					
Board Of Equalization					
Poll Place	2,055	68.73%	935	31.27%	2,990

District	Registered Voters
Vote by Mail	48,869
Mail Ballot	48,869
Board Of Equalization - Total	48,869
Cumulative	
Poll Place	0
Vote by Mail	0
Mail Ballot	0
Cumulative - Total	0
Board of Equalization (State) - Total	48,869
County	
Kern County	
Poll Place	48,869
Vote by Mail	48,869
Mail Ballot	48,869
Kern County - Total	48,869
Cumulative	
Poll Place	0
Vote by Mail	0
Mail Ballot	0
Cumulative - Total	0
County - Total	48,869
County Supervisor	
3rd Supervisorial District	
Poll Place	11,778
Vote by Mail	11,778
Mail Ballot	11,778
3rd Supervisorial District - Total	11,778
5th Supervisorial District	
Poll Place	37,091
Vote by Mail	37,091

District	JEFF FLORES		M. DAYLE RECORD		Total Votes
Vote by Mail	13,807	66.41%	6,985	33.59%	20,792
Mail Ballot	830	64.39%	459	35.61%	1,289
Board Of Equalization - Total	16,692	66.58%	8,379	33.42%	25,071
Cumulative					
Poll Place	0		0		0
Vote by Mail	0		0		0
Mail Ballot	0		0		0
Cumulative - Total	0		0		0
Board of Equalization (State) - Total	16,692	66.58%	8,379	33.42%	25,071
County					
Kern County					
Poll Place	2,055	68.73%	935	31.27%	2,990
Vote by Mail	13,807	66.41%	6,985	33.59%	20,792
Mail Ballot	830	64.39%	459	35.61%	1,289
Kern County - Total	16,692	66.58%	8,379	33.42%	25,071
Cumulative					
Poll Place	0		0		0
Vote by Mail	0		0		0
Mail Ballot	0		0		0
Cumulative - Total	0		0		0
County - Total	16,692	66.58%	8,379	33.42%	25,071
County Supervisor					
3rd Supervisorial District					
Poll Place	605	70.43%	254	29.57%	859
Vote by Mail	4,515	67.29%	2,195	32.71%	6,710
Mail Ballot	36	66.67%	18	33.33%	54
3rd Supervisorial District - Total	5,156	67.64%	2,467	32.36%	7,623
5th Supervisorial District					
Poll Place	1,450	68.04%	681	31.96%	2,131
Vote by Mail	9,292	65.98%	4,790	34.02%	14,082

District	Registered Voters
Mail Ballot	37,091
5th Supervisorial District - Total	37,091
Cumulative	
Poll Place	0
Vote by Mail	0
Mail Ballot	0
Cumulative - Total	0
County Supervisor - Total	48,869
Cities	
City of Bakersfield	
Poll Place	24,421
Vote by Mail	24,421
Mail Ballot	24,421
City of Bakersfield - Total	24,421
Unincorporated	
Poll Place	24,448
Vote by Mail	24,448
Mail Ballot	24,448
Unincorporated - Total	24,448
Cumulative	
Poll Place	0
Vote by Mail	0
Mail Ballot	0
Cumulative - Total	0
Cities - Total	48,869
Unincorporated	
Unincorporated Area	
Poll Place	24,448
Vote by Mail	24,448

District	JEFF FLORES		M. DAYLE RECORD		Total Votes
Mail Ballot	794	64.29%	441	35.71%	1,235
5th Supervisorial District - Total	11,536	66.12%	5,912	33.88%	17,448
Cumulative					
Poll Place	0		0		0
Vote by Mail	0		0		0
Mail Ballot	0		0		0
Cumulative - Total	0		0		0
County Supervisor - Total	16,692	66.58%	8,379	33.42%	25,071
Cities					
City of Bakersfield					
Poll Place	960	68.72%	437	31.28%	1,397
Vote by Mail	7,141	66.05%	3,671	33.95%	10,812
Mail Ballot	289	65.98%	149	34.02%	438
City of Bakersfield - Total	8,390	66.34%	4,257	33.66%	12,647
Unincorporated					
Poll Place	1,095	68.74%	498	31.26%	1,593
Vote by Mail	6,666	66.79%	3,314	33.21%	9,980
Mail Ballot	541	63.57%	310	36.43%	851
Unincorporated - Total	8,302	66.82%	4,122	33.18%	12,424
Cumulative					
Poll Place	0		0		0
Vote by Mail	0		0		0
Mail Ballot	0		0		0
Cumulative - Total	0		0		0
Cities - Total	16,692	66.58%	8,379	33.42%	25,071
Unincorporated					
Unincorporated Area					
Poll Place	1,095	68.74%	498	31.26%	1,593
Vote by Mail	6,666	66.79%	3,314	33.21%	9,980
Mail Ballot	541	63.57%	310	36.43%	851

District	Registered Voters
Mail Ballot	24,448
Unincorporated Area - Total	24,448
Unincorporated	
Poll Place	24,421
Vote by Mail	24,421
Mail Ballot	24,421
Unincorporated - Total	24,421
Cumulative	
Poll Place	0
Vote by Mail	0
Mail Ballot	0
Cumulative - Total	0
Unincorporated - Total	48,869

District	JEFF FLORES		M. DAYLE RECORD		Total Votes
Unincorporated Area - Total	8,302	66.82%	4,122	33.18%	12,424
Unincorporated					
Poll Place	960	68.72%	437	31.28%	1,397
Vote by Mail	7,141	66.05%	3,671	33.95%	10,812
Mail Ballot	289	65.98%	149	34.02%	438
Unincorporated - Total	8,390	66.34%	4,257	33.66%	12,647
Cumulative					
Poll Place	0		0		0
Vote by Mail	0		0		0
Mail Ballot	0		0		0
Cumulative - Total	0		0		0
Unincorporated - Total	16,692	66.58%	8,379	33.42%	25,071

Kern High School # 3 Board Member (Vote for 1)

District	Registered Voters
United States Representative	
21st Congressional District	
Poll Place	36,633
Vote by Mail	36,633
Mail Ballot	36,633
21st Congressional District - Total	36,633
23rd Congressional District	
Poll Place	14,116
Vote by Mail	14,116
Mail Ballot	14,116
23rd Congressional District - Total	14,116
Cumulative	
Poll Place	0
Vote by Mail	0
Mail Ballot	0
Cumulative - Total	0
United States Representative - Total	50,749
State Senator	
14th Senatorial District	
Poll Place	31,670
Vote by Mail	31,670
Mail Ballot	31,670
14th Senatorial District - Total	31,670
16th Senatorial District	
Poll Place	19,079
Vote by Mail	19,079

District	JOEY O'CONNELL		DAVID F. MANRIQUEZ		Total Votes
United States Representative					
21st Congressional District					
Poll Place	755	30.73%	1,702	69.27%	2,457
Vote by Mail	4,756	33.83%	9,303	66.17%	14,059
Mail Ballot	1,888	45.14%	2,295	54.86%	4,183
21st Congressional District - Total	7,399	35.75%	13,300	64.25%	20,699
23rd Congressional District					
Poll Place	642	67.65%	307	32.35%	949
Vote by Mail	4,167	63.04%	2,443	36.96%	6,610
Mail Ballot	1,355	59.56%	920	40.44%	2,275
23rd Congressional District - Total	6,164	62.68%	3,670	37.32%	9,834
Cumulative					
Poll Place	0		0		0
Vote by Mail	0		0		0
Mail Ballot	0		0		0
Cumulative - Total	0		0		0
United States Representative - Total	13,563	44.42%	16,970	55.58%	30,533
State Senator					
14th Senatorial District					
Poll Place	637	29.74%	1,505	70.26%	2,142
Vote by Mail	3,986	32.52%	8,271	67.48%	12,257
Mail Ballot	1,495	44.28%	1,881	55.72%	3,376
14th Senatorial District - Total	6,118	34.42%	11,657	65.58%	17,775
16th Senatorial District					
Poll Place	760	60.13%	504	39.87%	1,264
Vote by Mail	4,937	58.69%	3,475	41.31%	8,412

District	Registered Voters
Mail Ballot	19,079
16th Senatorial District - Total	19,079
Cumulative	
Poll Place	0
Vote by Mail	0
Mail Ballot	0
Cumulative - Total	0
State Senator - Total	50,749
Member of the State Assembly	
32nd Assembly District	
Poll Place	32,117
Vote by Mail	32,117
Mail Ballot	32,117
32nd Assembly District - Total	32,117
34th Assembly District	
Poll Place	18,632
Vote by Mail	18,632
Mail Ballot	18,632
34th Assembly District - Total	18,632
Cumulative	
Poll Place	0
Vote by Mail	0
Mail Ballot	0
Cumulative - Total	0
Member of the State Assembly - Total	50,749
Board of Equalization (State)	
Board Of Equalization	
Poll Place	50,749

District	JOEY O'CONNELL		DAVID F. MANRIQUEZ		Total Votes
Mail Ballot	1,748	56.72%	1,334	43.28%	3,082
16th Senatorial District - Total	7,445	58.36%	5,313	41.64%	12,758
Cumulative					
Poll Place	0		0		0
Vote by Mail	0		0		0
Mail Ballot	0		0		0
Cumulative - Total	0		0		0
State Senator - Total	13,563	44.42%	16,970	55.58%	30,533
Member of the State Assembly					
32nd Assembly District					
Poll Place	637	29.74%	1,505	70.26%	2,142
Vote by Mail	3,986	32.52%	8,271	67.48%	12,257
Mail Ballot	1,621	44.59%	2,014	55.41%	3,635
32nd Assembly District - Total	6,244	34.62%	11,790	65.38%	18,034
34th Assembly District					
Poll Place	760	60.13%	504	39.87%	1,264
Vote by Mail	4,937	58.69%	3,475	41.31%	8,412
Mail Ballot	1,622	57.46%	1,201	42.54%	2,823
34th Assembly District - Total	7,319	58.56%	5,180	41.44%	12,499
Cumulative					
Poll Place	0		0		0
Vote by Mail	0		0		0
Mail Ballot	0		0		0
Cumulative - Total	0		0		0
Member of the State Assembly - Total	13,563	44.42%	16,970	55.58%	30,533
Board of Equalization (State)					
Board Of Equalization					
Poll Place	1,397	41.02%	2,009	58.98%	3,406

District	Registered Voters
Vote by Mail	50,749
Mail Ballot	50,749
Board Of Equalization - Total	50,749
Cumulative	
Poll Place	0
Vote by Mail	0
Mail Ballot	0
Cumulative - Total	0
Board of Equalization (State) - Total	50,749
County	
Kern County	
Poll Place	50,749
Vote by Mail	50,749
Mail Ballot	50,749
Kern County - Total	50,749
Cumulative	
Poll Place	0
Vote by Mail	0
Mail Ballot	0
Cumulative - Total	0
County - Total	50,749
County Supervisor	
1st Supervisorial District	
Poll Place	7,672
Vote by Mail	7,672
Mail Ballot	7,672
1st Supervisorial District - Total	7,672
2nd Supervisorial District	
Poll Place	6,491
Vote by Mail	6,491

District	JOEY O'CONNELL		DAVID F. MANRIQUEZ		Total Votes
Vote by Mail	8,923	43.17%	11,746	56.83%	20,669
Mail Ballot	3,243	50.22%	3,215	49.78%	6,458
Board Of Equalization - Total	13,563	44.42%	16,970	55.58%	30,533
Cumulative					
Poll Place	0		0		0
Vote by Mail	0		0		0
Mail Ballot	0		0		0
Cumulative - Total	0		0		0
Board of Equalization (State) - Total	13,563	44.42%	16,970	55.58%	30,533
County					
Kern County					
Poll Place	1,397	41.02%	2,009	58.98%	3,406
Vote by Mail	8,923	43.17%	11,746	56.83%	20,669
Mail Ballot	3,243	50.22%	3,215	49.78%	6,458
Kern County - Total	13,563	44.42%	16,970	55.58%	30,533
Cumulative					
Poll Place	0		0		0
Vote by Mail	0		0		0
Mail Ballot	0		0		0
Cumulative - Total	0		0		0
County - Total	13,563	44.42%	16,970	55.58%	30,533
County Supervisor					
1st Supervisorial District					
Poll Place	491	74.51%	168	25.49%	659
Vote by Mail	3,098	71.37%	1,243	28.63%	4,341
Mail Ballot	397	68.45%	183	31.55%	580
1st Supervisorial District - Total	3,986	71.43%	1,594	28.57%	5,580
2nd Supervisorial District					
Poll Place	122	35.47%	222	64.53%	344
Vote by Mail	847	40.86%	1,226	59.14%	2,073
Mail Ballot	546	40.06%	817	59.94%	1,363

District	Registered Voters
Mail Ballot	6,491
2nd Supervisorial District - Total	6,491
4th Supervisorial District	
Poll Place	26,725
Vote by Mail	26,725
Mail Ballot	26,725
4th Supervisorial District - Total	26,725
5th Supervisorial District	
Poll Place	9,861
Vote by Mail	9,861
Mail Ballot	9,861
5th Supervisorial District - Total	9,861
Cumulative	
Poll Place	0
Vote by Mail	0
Mail Ballot	0
Cumulative - Total	0
County Supervisor - Total	50,749
Cities	
City of Arvin	
Poll Place	5,367
Vote by Mail	5,367
Mail Ballot	5,367
City of Arvin - Total	5,367
City of Bakersfield	
Poll Place	22,588
Vote by Mail	22,588
Mail Ballot	22,588
City of Bakersfield - Total	22,588

District	JOEY O'CONNELL		DAVID F. MANRIQUEZ		Total Votes
2nd Supervisorial District - Total	1,515	40.08%	2,265	59.92%	3,780
4th Supervisorial District					
Poll Place	643	34.74%	1,208	65.26%	1,851
Vote by Mail	3,825	36.39%	6,686	63.61%	10,511
Mail Ballot	2,017	57.60%	1,485	42.40%	3,502
4th Supervisorial District - Total	6,485	40.88%	9,379	59.12%	15,864
5th Supervisorial District					
Poll Place	141	25.54%	411	74.46%	552
Vote by Mail	1,153	30.80%	2,591	69.20%	3,744
Mail Ballot	283	27.94%	730	72.06%	1,013
5th Supervisorial District - Total	1,577	29.70%	3,732	70.30%	5,309
Cumulative					
Poll Place	0		0		0
Vote by Mail	0		0		0
Mail Ballot	0		0		0
Cumulative - Total	0		0		0
County Supervisor - Total	13,563	44.42%	16,970	55.58%	30,533
Cities					
City of Arvin					
Poll Place	76	17.43%	360	82.57%	436
Vote by Mail	563	21.92%	2,006	78.08%	2,569
Mail Ballot	0		0		0
City of Arvin - Total	639	21.26%	2,366	78.74%	3,005
City of Bakersfield					
Poll Place	603	44.47%	753	55.53%	1,356
Vote by Mail	3,941	43.22%	5,177	56.78%	9,118
Mail Ballot	1,604	47.02%	1,807	52.98%	3,411
City of Bakersfield - Total	6,148	44.28%	7,737	55.72%	13,885
City of Shafter					
Poll Place	226	37.73%	373	62.27%	599
Vote by Mail	1,412	43.76%	1,815	56.24%	3,227

205 of 3301

Exhibit F

District	Registered Voters
City of Shafter	
Poll Place	6,577
Vote by Mail	6,577
Mail Ballot	6,577
City of Shafter - Total	6,577
Unincorporated	
Poll Place	16,217
Vote by Mail	16,217
Mail Ballot	16,217
Unincorporated - Total	16,217
Cumulative	
Poll Place	0
Vote by Mail	0
Mail Ballot	0
Cumulative - Total	0
Cities - Total	50,749
Unincorporated	
Unincorporated Area	
Poll Place	16,226
Vote by Mail	16,226
Mail Ballot	16,226
Unincorporated Area - Total	16,226
Unincorporated	
Poll Place	34,523
Vote by Mail	34,523
Mail Ballot	34,523
Unincorporated - Total	34,523
Cumulative	
Poll Place	0
Vote by Mail	0
Mail Ballot	0
Cumulative - Total	0
Unincorporated - Total	50,749

District	JOEY O'CONNELL		DAVID F. MANRIQUEZ		Total Votes
Mail Ballot	101	61.59%	63	38.41%	164
City of Shafter - Total	1,739	43.58%	2,251	56.42%	3,990
Unincorporated					
Poll Place	492	48.47%	523	51.53%	1,015
Vote by Mail	3,007	52.25%	2,748	47.75%	5,755
Mail Ballot	1,538	53.35%	1,345	46.65%	2,883
Unincorporated - Total	5,037	52.18%	4,616	47.82%	9,653
Cumulative					
Poll Place	0		0		0
Vote by Mail	0		0		0
Mail Ballot	0		0		0
Cumulative - Total	0		0		0
Cities - Total	13,563	44.42%	16,970	55.58%	30,533
Unincorporated					
Unincorporated Area					
Poll Place	492	48.47%	523	51.53%	1,015
Vote by Mail	3,007	52.25%	2,748	47.75%	5,755
Mail Ballot	1,540	53.29%	1,350	46.71%	2,890
Unincorporated Area - Total	5,039	52.16%	4,621	47.84%	9,660
Unincorporated					
Poll Place	905	37.85%	1,486	62.15%	2,391
Vote by Mail	5,916	39.67%	8,998	60.33%	14,914
Mail Ballot	1,703	47.73%	1,865	52.27%	3,568
Unincorporated - Total	8,524	40.84%	12,349	59.16%	20,873
Cumulative					
Poll Place	0		0		0
Vote by Mail	0		0		0
Mail Ballot	0		0		0
Cumulative - Total	0		0		0
Unincorporated - Total	13,563	44.42%	16,970	55.58%	30,533

Taft Union High School Board Member (Vote for 2)

District	Registered Voters
United States Representative	
21st Congressional District	
Poll Place	51
Vote by Mail	51
Mail Ballot	51
21st Congressional District - Total	51
23rd Congressional District	
Poll Place	7,199
Vote by Mail	7,199
Mail Ballot	7,199
23rd Congressional District - Total	7,199
Cumulative	
Poll Place	0
Vote by Mail	0
Mail Ballot	0
Cumulative - Total	0
United States Representative - Total	7,250
State Senator	
14th Senatorial District	
Poll Place	51
Vote by Mail	51
Mail Ballot	51
14th Senatorial District - Total	51
16th Senatorial District	
Poll Place	7,199
Vote by Mail	7,199

District	JEREMY GEORGE HARMER	JOHN KOPP
United States Representative		
21st Congressional District		
Poll Place	0	0
Vote by Mail	0	0
Mail Ballot	6 15.00%	19 47.50%
21st Congressional District - Total	6 15.00%	19 47.50%
23rd Congressional District		
Poll Place	422 28.75%	412 28.07%
Vote by Mail	1,563 25.94%	1,893 31.42%
Mail Ballot	122 25.96%	158 33.62%
23rd Congressional District - Total	2,107 26.46%	2,463 30.93%
Cumulative		
Poll Place	0	0
Vote by Mail	0	0
Mail Ballot	0	0
Cumulative - Total	0	0
United States Representative - Total	2,113 26.40%	2,482 31.01%
State Senator		
14th Senatorial District		
Poll Place	0	0
Vote by Mail	0	0
Mail Ballot	6 15.00%	19 47.50%
14th Senatorial District - Total	6 15.00%	19 47.50%
16th Senatorial District		
Poll Place	422 28.75%	412 28.07%
Vote by Mail	1,563 25.94%	1,893 31.42%

District	CURTIS A. WALCHOCK		RODNEY WIKOFF		Total Votes
United States Representative					
21st Congressional District					
Poll Place	0		0		0
Vote by Mail	0		0		0
Mail Ballot	8	20.00%	7	17.50%	40
21st Congressional District - Total	8	20.00%	7	17.50%	40
23rd Congressional District					
Poll Place	268	18.26%	366	24.93%	1,468
Vote by Mail	1,140	18.92%	1,429	23.72%	6,025
Mail Ballot	94	20.00%	96	20.43%	470
23rd Congressional District - Total	1,502	18.86%	1,891	23.75%	7,963
Cumulative					
Poll Place	0		0		0
Vote by Mail	0		0		0
Mail Ballot	0		0		0
Cumulative - Total	0		0		0
United States Representative - Total	1,510	18.87%	1,898	23.72%	8,003
State Senator					
14th Senatorial District					
Poll Place	0		0		0
Vote by Mail	0		0		0
Mail Ballot	8	20.00%	7	17.50%	40
14th Senatorial District - Total	8	20.00%	7	17.50%	40
16th Senatorial District					
Poll Place	268	18.26%	366	24.93%	1,468
Vote by Mail	1,140	18.92%	1,429	23.72%	6,025

District	Registered Voters
Mail Ballot	7,199
16th Senatorial District - Total	7,199
Cumulative	
Poll Place	0
Vote by Mail	0
Mail Ballot	0
Cumulative - Total	0
State Senator - Total	7,250
Member of the State Assembly	
32nd Assembly District	
Poll Place	51
Vote by Mail	51
Mail Ballot	51
32nd Assembly District - Total	51
34th Assembly District	
Poll Place	7,199
Vote by Mail	7,199
Mail Ballot	7,199
34th Assembly District - Total	7,199
Cumulative	
Poll Place	0
Vote by Mail	0
Mail Ballot	0
Cumulative - Total	0
Member of the State Assembly - Total	7,250
Board of Equalization (State)	
Board Of Equalization	
Poll Place	7,250

District	JEREMY GEORGE HARMER		JOHN KOPP	
Mail Ballot	122	25.96%	158	33.62%
16th Senatorial District - Total	2,107	26.46%	2,463	30.93%
Cumulative				
Poll Place	0		0	
Vote by Mail	0		0	
Mail Ballot	0		0	
Cumulative - Total	0		0	
State Senator - Total	2,113	26.40%	2,482	31.01%
Member of the State Assembly				
32nd Assembly District				
Poll Place	0		0	
Vote by Mail	0		0	
Mail Ballot	6	15.00%	19	47.50%
32nd Assembly District - Total	6	15.00%	19	47.50%
34th Assembly District				
Poll Place	422	28.75%	412	28.07%
Vote by Mail	1,563	25.94%	1,893	31.42%
Mail Ballot	122	25.96%	158	33.62%
34th Assembly District - Total	2,107	26.46%	2,463	30.93%
Cumulative				
Poll Place	0		0	
Vote by Mail	0		0	
Mail Ballot	0		0	
Cumulative - Total	0		0	
Member of the State Assembly - Total	2,113	26.40%	2,482	31.01%
Board of Equalization (State)				
Board Of Equalization				
Poll Place	422	28.75%	412	28.07%

District	CURTIS A. WALCHOCK		RODNEY WIKOFF		Total Votes
Mail Ballot	94	20.00%	96	20.43%	470
16th Senatorial District - Total	1,502	18.86%	1,891	23.75%	7,963
Cumulative					
Poll Place	0		0		0
Vote by Mail	0		0		0
Mail Ballot	0		0		0
Cumulative - Total	0		0		0
State Senator - Total	1,510	18.87%	1,898	23.72%	8,003
Member of the State Assembly					
32nd Assembly District					
Poll Place	0		0		0
Vote by Mail	0		0		0
Mail Ballot	8	20.00%	7	17.50%	40
32nd Assembly District - Total	8	20.00%	7	17.50%	40
34th Assembly District					
Poll Place	268	18.26%	366	24.93%	1,468
Vote by Mail	1,140	18.92%	1,429	23.72%	6,025
Mail Ballot	94	20.00%	96	20.43%	470
34th Assembly District - Total	1,502	18.86%	1,891	23.75%	7,963
Cumulative					
Poll Place	0		0		0
Vote by Mail	0		0		0
Mail Ballot	0		0		0
Cumulative - Total	0		0		0
Member of the State Assembly - Total	1,510	18.87%	1,898	23.72%	8,003
Board of Equalization (State)					
Board Of Equalization					
Poll Place	268	18.26%	366	24.93%	1,468

District	Registered Voters
Vote by Mail	7,250
Mail Ballot	7,250
Board Of Equalization - Total	7,250
Cumulative	
Poll Place	0
Vote by Mail	0
Mail Ballot	0
Cumulative - Total	0
Board of Equalization (State) - Total	7,250
County	
Kern County	
Poll Place	7,250
Vote by Mail	7,250
Mail Ballot	7,250
Kern County - Total	7,250
Cumulative	
Poll Place	0
Vote by Mail	0
Mail Ballot	0
Cumulative - Total	0
County - Total	7,250
County Supervisor	
2nd Supervisorial District	
Poll Place	6,768
Vote by Mail	6,768
Mail Ballot	6,768
2nd Supervisorial District - Total	6,768
4th Supervisorial District	
Poll Place	482
Vote by Mail	482

District	JEREMY GEORGE HARMER		JOHN KOPP	
Vote by Mail	1,563	25.94%	1,893	31.42%
Mail Ballot	128	25.10%	177	34.71%
Board Of Equalization - Total	2,113	26.40%	2,482	31.01%
Cumulative				
Poll Place	0		0	
Vote by Mail	0		0	
Mail Ballot	0		0	
Cumulative - Total	0		0	
Board of Equalization (State) - Total	2,113	26.40%	2,482	31.01%
County				
Kern County				
Poll Place	422	28.75%	412	28.07%
Vote by Mail	1,563	25.94%	1,893	31.42%
Mail Ballot	128	25.10%	177	34.71%
Kern County - Total	2,113	26.40%	2,482	31.01%
Cumulative				
Poll Place	0		0	
Vote by Mail	0		0	
Mail Ballot	0		0	
Cumulative - Total	0		0	
County - Total	2,113	26.40%	2,482	31.01%
County Supervisor				
2nd Supervisorial District				
Poll Place	422	28.75%	412	28.07%
Vote by Mail	1,563	25.94%	1,893	31.42%
Mail Ballot	0		0	
2nd Supervisorial District - Total	1,985	26.49%	2,305	30.76%
4th Supervisorial District				
Poll Place	0		0	
Vote by Mail	0		0	

District	CURTIS A. WALCHOCK		RODNEY WIKOFF		Total Votes
Vote by Mail	1,140	18.92%	1,429	23.72%	6,025
Mail Ballot	102	20.00%	103	20.20%	510
Board Of Equalization - Total	1,510	18.87%	1,898	23.72%	8,003
Cumulative					
Poll Place	0		0		0
Vote by Mail	0		0		0
Mail Ballot	0		0		0
Cumulative - Total	0		0		0
Board of Equalization (State) - Total	1,510	18.87%	1,898	23.72%	8,003
County					
Kern County					
Poll Place	268	18.26%	366	24.93%	1,468
Vote by Mail	1,140	18.92%	1,429	23.72%	6,025
Mail Ballot	102	20.00%	103	20.20%	510
Kern County - Total	1,510	18.87%	1,898	23.72%	8,003
Cumulative					
Poll Place	0		0		0
Vote by Mail	0		0		0
Mail Ballot	0		0		0
Cumulative - Total	0		0		0
County - Total	1,510	18.87%	1,898	23.72%	8,003
County Supervisor					
2nd Supervisorial District					
Poll Place	268	18.26%	366	24.93%	1,468
Vote by Mail	1,140	18.92%	1,429	23.72%	6,025
Mail Ballot	0		0		0
2nd Supervisorial District - Total	1,408	18.79%	1,795	23.96%	7,493
4th Supervisorial District					
Poll Place	0		0		0
Vote by Mail	0		0		0

District	Registered Voters
Mail Ballot	482
4th Supervisorial District - Total	482
Cumulative	
Poll Place	0
Vote by Mail	0
Mail Ballot	0
Cumulative - Total	0
County Supervisor - Total	7,250
Cities	
City of Taft	
Poll Place	3,373
Vote by Mail	3,373
Mail Ballot	3,373
City of Taft - Total	3,373
Unincorporated	
Poll Place	3,877
Vote by Mail	3,877
Mail Ballot	3,877
Unincorporated - Total	3,877
Cumulative	
Poll Place	0
Vote by Mail	0
Mail Ballot	0
Cumulative - Total	0
Cities - Total	7,250
Unincorporated	
Unincorporated Area	
Poll Place	3,877
Vote by Mail	3,877

District	JEREMY GEORGE HARMER		JOHN KOPP	
Mail Ballot	128	25.10%	177	34.71%
4th Supervisorial District - Total	128	25.10%	177	34.71%
Cumulative				
Poll Place	0		0	
Vote by Mail	0		0	
Mail Ballot	0		0	
Cumulative - Total	0		0	
County Supervisor - Total	2,113	26.40%	2,482	31.01%
Cities				
City of Taft				
Poll Place	220	29.77%	207	28.01%
Vote by Mail	859	26.39%	1,004	30.84%
Mail Ballot	0		0	
City of Taft - Total	1,079	27.02%	1,211	30.32%
Unincorporated				
Poll Place	202	27.71%	205	28.12%
Vote by Mail	704	25.42%	889	32.09%
Mail Ballot	128	25.10%	177	34.71%
Unincorporated - Total	1,034	25.79%	1,271	31.70%
Cumulative				
Poll Place	0		0	
Vote by Mail	0		0	
Mail Ballot	0		0	
Cumulative - Total	0		0	
Cities - Total	2,113	26.40%	2,482	31.01%
Unincorporated				
Unincorporated Area				
Poll Place	202	27.71%	205	28.12%
Vote by Mail	704	25.42%	889	32.09%
Mail Ballot	128	25.10%	177	34.71%

District	CURTIS A. WALCHOCK		RODNEY WIKOFF		Total Votes
Mail Ballot	102	20.00%	103	20.20%	510
4th Supervisorial District - Total	102	20.00%	103	20.20%	510
Cumulative					
Poll Place	0		0		0
Vote by Mail	0		0		0
Mail Ballot	0		0		0
Cumulative - Total	0		0		0
County Supervisor - Total	1,510	18.87%	1,898	23.72%	8,003
Cities					
City of Taft					
Poll Place	126	17.05%	186	25.17%	739
Vote by Mail	586	18.00%	806	24.76%	3,255
Mail Ballot	0		0		0
City of Taft - Total	712	17.83%	992	24.84%	3,994
Unincorporated					
Poll Place	142	19.48%	180	24.69%	729
Vote by Mail	554	20.00%	623	22.49%	2,770
Mail Ballot	102	20.00%	103	20.20%	510
Unincorporated - Total	798	19.91%	906	22.60%	4,009
Cumulative					
Poll Place	0		0		0
Vote by Mail	0		0		0
Mail Ballot	0		0		0
Cumulative - Total	0		0		0
Cities - Total	1,510	18.87%	1,898	23.72%	8,003
Unincorporated					
Unincorporated Area					
Poll Place	142	19.48%	180	24.69%	729
Vote by Mail	554	20.00%	623	22.49%	2,770
Mail Ballot	102	20.00%	103	20.20%	510

District	Registered Voters
Mail Ballot	3,877
Unincorporated Area - Total	3,877
Unincorporated	
Poll Place	3,373
Vote by Mail	3,373
Mail Ballot	3,373
Unincorporated - Total	3,373
Cumulative	
Poll Place	0
Vote by Mail	0
Mail Ballot	0
Cumulative - Total	0
Unincorporated - Total	7,250

District	JEREMY GEORGE HARMER		JOHN KOPP	
Unincorporated Area - Total	1,034	25.79%	1,271	31.70%
Unincorporated				
Poll Place	220	29.77%	207	28.01%
Vote by Mail	859	26.39%	1,004	30.84%
Mail Ballot	0		0	
Unincorporated - Total	1,079	27.02%	1,211	30.32%
Cumulative				
Poll Place	0		0	
Vote by Mail	0		0	
Mail Ballot	0		0	
Cumulative - Total	0		0	
Unincorporated - Total	2,113	26.40%	2,482	31.01%

District	CURTIS A. WALCHOCK		RODNEY WIKOFF		Total Votes
Unincorporated Area - Total	798	19.91%	906	22.60%	4,009
Unincorporated					
Poll Place	126	17.05%	186	25.17%	739
Vote by Mail	586	18.00%	806	24.76%	3,255
Mail Ballot	0		0		0
Unincorporated - Total	712	17.83%	992	24.84%	3,994
Cumulative					
Poll Place	0		0		0
Vote by Mail	0		0		0
Mail Ballot	0		0		0
Cumulative - Total	0		0		0
Unincorporated - Total	1,510	18.87%	1,898	23.72%	8,003

Wasco Union High Board Member (Vote for 2)

District	Registered Voters
United States Representative	
21st Congressional District	
Poll Place	8,553
Vote by Mail	8,553
Mail Ballot	8,553
21st Congressional District - Total	8,553
Cumulative	
Poll Place	0
Vote by Mail	0
Mail Ballot	0
Cumulative - Total	0
United States Representative - Total	8,553
State Senator	
14th Senatorial District	
Poll Place	8,553
Vote by Mail	8,553
Mail Ballot	8,553
14th Senatorial District - Total	8,553
16th Senatorial District	
Poll Place	0
Vote by Mail	0
Mail Ballot	0
16th Senatorial District - Total	0
Cumulative	
Poll Place	0
Vote by Mail	0

District	JOEL ACKERKNECHT		JOHN STEWARD	
United States Representative				
21st Congressional District				
Poll Place	158	18.35%	475	55.17%
Vote by Mail	1,151	20.08%	2,693	46.98%
Mail Ballot	234	27.76%	299	35.47%
21st Congressional District - Total	1,543	20.75%	3,467	46.62%
Cumulative				
Poll Place	0		0	
Vote by Mail	0		0	
Mail Ballot	0		0	
Cumulative - Total	0		0	
United States Representative - Total	1,543	20.75%	3,467	46.62%
State Senator				
14th Senatorial District				
Poll Place	158	18.35%	475	55.17%
Vote by Mail	1,151	20.08%	2,693	46.98%
Mail Ballot	234	27.76%	299	35.47%
14th Senatorial District - Total	1,543	20.75%	3,467	46.62%
16th Senatorial District				
Poll Place	0		0	
Vote by Mail	0		0	
Mail Ballot	0		0	
16th Senatorial District - Total	0		0	
Cumulative				
Poll Place	0		0	
Vote by Mail	0		0	

District	SHARON NICOL		Total Votes
United States Representative			
21st Congressional District			
Poll Place	228	26.48%	861
Vote by Mail	1,888	32.94%	5,732
Mail Ballot	310	36.77%	843
21st Congressional District - Total	2,426	32.63%	7,436
Cumulative			
Poll Place	0		0
Vote by Mail	0		0
Mail Ballot	0		0
Cumulative - Total	0		0
United States Representative - Total	2,426	32.63%	7,436
State Senator			
14th Senatorial District			
Poll Place	228	26.48%	861
Vote by Mail	1,888	32.94%	5,732
Mail Ballot	310	36.77%	843
14th Senatorial District - Total	2,426	32.63%	7,436
16th Senatorial District			
Poll Place	0		0
Vote by Mail	0		0
Mail Ballot	0		0
16th Senatorial District - Total	0		0
Cumulative			
Poll Place	0		0
Vote by Mail	0		0

District	Registered Voters
Mail Ballot	0
Cumulative - Total	0
State Senator - Total	8,553
Member of the State Assembly	
32nd Assembly District	
Poll Place	8,553
Vote by Mail	8,553
Mail Ballot	8,553
32nd Assembly District - Total	8,553
Cumulative	
Poll Place	0
Vote by Mail	0
Mail Ballot	0
Cumulative - Total	0
Member of the State Assembly - Total	8,553
Board of Equalization (State)	
Board Of Equalization	
Poll Place	8,553
Vote by Mail	8,553
Mail Ballot	8,553
Board Of Equalization - Total	8,553
Cumulative	
Poll Place	0
Vote by Mail	0
Mail Ballot	0
Cumulative - Total	0
Board of Equalization (State) - Total	8,553

District	JOEL ACKERKNECHT		JOHN STEWARD	
Mail Ballot	0		0	
Cumulative - Total	0		0	
State Senator - Total	1,543	20.75%	3,467	46.62%
Member of the State Assembly				
32nd Assembly District				
Poll Place	158	18.35%	475	55.17%
Vote by Mail	1,151	20.08%	2,693	46.98%
Mail Ballot	234	27.76%	299	35.47%
32nd Assembly District - Total	1,543	20.75%	3,467	46.62%
Cumulative				
Poll Place	0		0	
Vote by Mail	0		0	
Mail Ballot	0		0	
Cumulative - Total	0		0	
Member of the State Assembly - Total	1,543	20.75%	3,467	46.62%
Board of Equalization (State)				
Board Of Equalization				
Poll Place	158	18.35%	475	55.17%
Vote by Mail	1,151	20.08%	2,693	46.98%
Mail Ballot	234	27.76%	299	35.47%
Board Of Equalization - Total	1,543	20.75%	3,467	46.62%
Cumulative				
Poll Place	0		0	
Vote by Mail	0		0	
Mail Ballot	0		0	
Cumulative - Total	0		0	
Board of Equalization (State) - Total	1,543	20.75%	3,467	46.62%

District	SHARON NICOL		Total Votes
Mail Ballot	0		0
Cumulative - Total	0		0
State Senator - Total	2,426	32.63%	7,436
Member of the State Assembly			
32nd Assembly District			
Poll Place	228	26.48%	861
Vote by Mail	1,888	32.94%	5,732
Mail Ballot	310	36.77%	843
32nd Assembly District - Total	2,426	32.63%	7,436
Cumulative			
Poll Place	0		0
Vote by Mail	0		0
Mail Ballot	0		0
Cumulative - Total	0		0
Member of the State Assembly - Total	2,426	32.63%	7,436
Board of Equalization (State)			
Board Of Equalization			
Poll Place	228	26.48%	861
Vote by Mail	1,888	32.94%	5,732
Mail Ballot	310	36.77%	843
Board Of Equalization - Total	2,426	32.63%	7,436
Cumulative			
Poll Place	0		0
Vote by Mail	0		0
Mail Ballot	0		0
Cumulative - Total	0		0
Board of Equalization (State) - Total	2,426	32.63%	7,436

District	Registered Voters
County	
Kern County	
Poll Place	8,553
Vote by Mail	8,553
Mail Ballot	8,553
Kern County - Total	8,553
Cumulative	
Poll Place	0
Vote by Mail	0
Mail Ballot	0
Cumulative - Total	0
County - Total	8,553
County Supervisor	
4th Supervisorial District	
Poll Place	8,553
Vote by Mail	8,553
Mail Ballot	8,553
4th Supervisorial District - Total	8,553
Cumulative	
Poll Place	0
Vote by Mail	0
Mail Ballot	0
Cumulative - Total	0
County Supervisor - Total	8,553
Cities	
City of Wasco	
Poll Place	7,819
Vote by Mail	7,819
Mail Ballot	7,819
City of Wasco - Total	7,819
Unincorporated	
Poll Place	734

District	JOEL ACKERKNECHT		JOHN STEWARD	
County				
Kern County				
Poll Place	158	18.35%	475	55.17%
Vote by Mail	1,151	20.08%	2,693	46.98%
Mail Ballot	234	27.76%	299	35.47%
Kern County - Total	1,543	20.75%	3,467	46.62%
Cumulative				
Poll Place	0		0	
Vote by Mail	0		0	
Mail Ballot	0		0	
Cumulative - Total	0		0	
County - Total	1,543	20.75%	3,467	46.62%
County Supervisor				
4th Supervisorial District				
Poll Place	158	18.35%	475	55.17%
Vote by Mail	1,151	20.08%	2,693	46.98%
Mail Ballot	234	27.76%	299	35.47%
4th Supervisorial District - Total	1,543	20.75%	3,467	46.62%
Cumulative				
Poll Place	0		0	
Vote by Mail	0		0	
Mail Ballot	0		0	
Cumulative - Total	0		0	
County Supervisor - Total	1,543	20.75%	3,467	46.62%
Cities				
City of Wasco				
Poll Place	147	18.19%	445	55.07%
Vote by Mail	1,123	20.46%	2,554	46.54%
Mail Ballot	106	24.65%	176	40.93%
City of Wasco - Total	1,376	20.46%	3,175	47.20%
Unincorporated				
Poll Place	11	20.75%	30	56.60%

District	SHARON NICOL		Total Votes
County			
Kern County			
Poll Place	228	26.48%	861
Vote by Mail	1,888	32.94%	5,732
Mail Ballot	310	36.77%	843
Kern County - Total	2,426	32.63%	7,436
Cumulative			
Poll Place	0		0
Vote by Mail	0		0
Mail Ballot	0		0
Cumulative - Total	0		0
County - Total	2,426	32.63%	7,436
County Supervisor			
4th Supervisorial District			
Poll Place	228	26.48%	861
Vote by Mail	1,888	32.94%	5,732
Mail Ballot	310	36.77%	843
4th Supervisorial District - Total	2,426	32.63%	7,436
Cumulative			
Poll Place	0		0
Vote by Mail	0		0
Mail Ballot	0		0
Cumulative - Total	0		0
County Supervisor - Total	2,426	32.63%	7,436
Cities			
City of Wasco			
Poll Place	216	26.73%	808
Vote by Mail	1,811	33.00%	5,488
Mail Ballot	148	34.42%	430
City of Wasco - Total	2,175	32.34%	6,726
Unincorporated			
Poll Place	12	22.64%	53

District	Registered Voters
Vote by Mail	734
Mail Ballot	734
Unincorporated - Total	734
Cumulative	
Poll Place	0
Vote by Mail	0
Mail Ballot	0
Cumulative - Total	0
Cities - Total	8,553
Unincorporated	
Unincorporated Area	
Poll Place	958
Vote by Mail	958
Mail Ballot	958
Unincorporated Area - Total	958
Unincorporated	
Poll Place	7,595
Vote by Mail	7,595
Mail Ballot	7,595
Unincorporated - Total	7,595
Cumulative	
Poll Place	0
Vote by Mail	0
Mail Ballot	0
Cumulative - Total	0
Unincorporated - Total	8,553

District	JOEL ACKERKNECHT		JOHN STEWARD	
Vote by Mail	28	11.48%	139	56.97%
Mail Ballot	128	30.99%	123	29.78%
Unincorporated - Total	167	23.52%	292	41.13%
Cumulative				
Poll Place	0		0	
Vote by Mail	0		0	
Mail Ballot	0		0	
Cumulative - Total	0		0	
Cities - Total	1,543	20.75%	3,467	46.62%
Unincorporated				
Unincorporated Area				
Poll Place	11	20.75%	30	56.60%
Vote by Mail	28	11.48%	139	56.97%
Mail Ballot	203	30.53%	204	30.68%
Unincorporated Area - Total	242	25.16%	373	38.77%
Unincorporated				
Poll Place	147	18.19%	445	55.07%
Vote by Mail	1,123	20.46%	2,554	46.54%
Mail Ballot	31	17.42%	95	53.37%
Unincorporated - Total	1,301	20.10%	3,094	47.79%
Cumulative				
Poll Place	0		0	
Vote by Mail	0		0	
Mail Ballot	0		0	
Cumulative - Total	0		0	
Unincorporated - Total	1,543	20.75%	3,467	46.62%

District	SHARON NICOL		Total Votes
Vote by Mail	77	31.56%	244
Mail Ballot	162	39.23%	413
Unincorporated - Total	251	35.35%	710
Cumulative			
Poll Place	0		0
Vote by Mail	0		0
Mail Ballot	0		0
Cumulative - Total	0		0
Cities - Total	2,426	32.63%	7,436
Unincorporated			
Unincorporated Area			
Poll Place	12	22.64%	53
Vote by Mail	77	31.56%	244
Mail Ballot	258	38.80%	665
Unincorporated Area - Total	347	36.07%	962
Unincorporated			
Poll Place	216	26.73%	808
Vote by Mail	1,811	33.00%	5,488
Mail Ballot	52	29.21%	178
Unincorporated - Total	2,079	32.11%	6,474
Cumulative			
Poll Place	0		0
Vote by Mail	0		0
Mail Ballot	0		0
Cumulative - Total	0		0
Unincorporated - Total	2,426	32.63%	7,436

Maricopa Unified School Board Member (Vote for 2)

District	Registered Voters
United States Representative	
23rd Congressional District	
Poll Place	833
Vote by Mail	833
Mail Ballot	833
23rd Congressional District - Total	833
Cumulative	
Poll Place	0
Vote by Mail	0
Mail Ballot	0
Cumulative - Total	0
United States Representative - Total	833
State Senator	
16th Senatorial District	
Poll Place	833
Vote by Mail	833
Mail Ballot	833
16th Senatorial District - Total	833
Cumulative	
Poll Place	0
Vote by Mail	0
Mail Ballot	0
Cumulative - Total	0
State Senator - Total	833
Member of the State Assembly	
34th Assembly District	
Poll Place	833

District	JANETTE RENE ADAMO		BREANN HEMANN	
United States Representative				
23rd Congressional District				
Poll Place	41	35.34%	43	37.07%
Vote by Mail	191	45.05%	112	26.42%
Mail Ballot	131	39.34%	117	35.14%
23rd Congressional District - Total	363	41.58%	272	31.16%
Cumulative				
Poll Place	0		0	
Vote by Mail	0		0	
Mail Ballot	0		0	
Cumulative - Total	0		0	
United States Representative - Total	363	41.58%	272	31.16%
State Senator				
16th Senatorial District				
Poll Place	41	35.34%	43	37.07%
Vote by Mail	191	45.05%	112	26.42%
Mail Ballot	131	39.34%	117	35.14%
16th Senatorial District - Total	363	41.58%	272	31.16%
Cumulative				
Poll Place	0		0	
Vote by Mail	0		0	
Mail Ballot	0		0	
Cumulative - Total	0		0	
State Senator - Total	363	41.58%	272	31.16%
Member of the State Assembly				
34th Assembly District				
Poll Place	41	35.34%	43	37.07%

225 of 3301

Exhibit F

District	ALBERT CRANFORD		Total Votes
United States Representative			
23rd Congressional District			
Poll Place	32	27.59%	116
Vote by Mail	121	28.54%	424
Mail Ballot	85	25.53%	333
23rd Congressional District - Total	238	27.26%	873
Cumulative			
Poll Place	0		0
Vote by Mail	0		0
Mail Ballot	0		0
Cumulative - Total	0		0
United States Representative - Total	238	27.26%	873
State Senator			
16th Senatorial District			
Poll Place	32	27.59%	116
Vote by Mail	121	28.54%	424
Mail Ballot	85	25.53%	333
16th Senatorial District - Total	238	27.26%	873
Cumulative			
Poll Place	0		0
Vote by Mail	0		0
Mail Ballot	0		0
Cumulative - Total	0		0
State Senator - Total	238	27.26%	873
Member of the State Assembly			
34th Assembly District			
Poll Place	32	27.59%	116

District	Registered Voters
Vote by Mail	833
Mail Ballot	833
34th Assembly District - Total	833
Cumulative	
Poll Place	0
Vote by Mail	0
Mail Ballot	0
Cumulative - Total	0
Member of the State Assembly - Total	833
Board of Equalization (State)	
Board Of Equalization	
Poll Place	833
Vote by Mail	833
Mail Ballot	833
Board Of Equalization - Total	833
Cumulative	
Poll Place	0
Vote by Mail	0
Mail Ballot	0
Cumulative - Total	0
Board of Equalization (State) - Total	833
County	
Kern County	
Poll Place	833
Vote by Mail	833
Mail Ballot	833
Kern County - Total	833
Cumulative	
Poll Place	0
Vote by Mail	0

District	JANETTE RENE ADAMO		BREANN HEMANN	
Vote by Mail	191	45.05%	112	26.42%
Mail Ballot	131	39.34%	117	35.14%
34th Assembly District - Total	363	41.58%	272	31.16%
Cumulative				
Poll Place	0		0	
Vote by Mail	0		0	
Mail Ballot	0		0	
Cumulative - Total	0		0	
Member of the State Assembly - Total	363	41.58%	272	31.16%
Board of Equalization (State)				
Board Of Equalization				
Poll Place	41	35.34%	43	37.07%
Vote by Mail	191	45.05%	112	26.42%
Mail Ballot	131	39.34%	117	35.14%
Board Of Equalization - Total	363	41.58%	272	31.16%
Cumulative				
Poll Place	0		0	
Vote by Mail	0		0	
Mail Ballot	0		0	
Cumulative - Total	0		0	
Board of Equalization (State) - Total	363	41.58%	272	31.16%
County				
Kern County				
Poll Place	41	35.34%	43	37.07%
Vote by Mail	191	45.05%	112	26.42%
Mail Ballot	131	39.34%	117	35.14%
Kern County - Total	363	41.58%	272	31.16%
Cumulative				
Poll Place	0		0	
Vote by Mail	0		0	

District	ALBERT CRANFORD		Total Votes
Vote by Mail	121	28.54%	424
Mail Ballot	85	25.53%	333
34th Assembly District - Total	238	27.26%	873
Cumulative			
Poll Place	0		0
Vote by Mail	0		0
Mail Ballot	0		0
Cumulative - Total	0		0
Member of the State Assembly - Total	238	27.26%	873
Board of Equalization (State)			
Board Of Equalization			
Poll Place	32	27.59%	116
Vote by Mail	121	28.54%	424
Mail Ballot	85	25.53%	333
Board Of Equalization - Total	238	27.26%	873
Cumulative			
Poll Place	0		0
Vote by Mail	0		0
Mail Ballot	0		0
Cumulative - Total	0		0
Board of Equalization (State) - Total	238	27.26%	873
County			
Kern County			
Poll Place	32	27.59%	116
Vote by Mail	121	28.54%	424
Mail Ballot	85	25.53%	333
Kern County - Total	238	27.26%	873
Cumulative			
Poll Place	0		0
Vote by Mail	0		0

District	Registered Voters
Mail Ballot	0
Cumulative - Total	0
County - Total	833
County Supervisor	
2nd Supervisorial District	
Poll Place	833
Vote by Mail	833
Mail Ballot	833
2nd Supervisorial District - Total	833
Cumulative	
Poll Place	0
Vote by Mail	0
Mail Ballot	0
Cumulative - Total	0
County Supervisor - Total	833
Cities	
City of Maricopa	
Poll Place	485
Vote by Mail	485
Mail Ballot	485
City of Maricopa - Total	485
Unincorporated	
Poll Place	348
Vote by Mail	348
Mail Ballot	348
Unincorporated - Total	348
Cumulative	
Poll Place	0
Vote by Mail	0

District	JANETTE RENE ADAMO		BREANN HEMANN	
Mail Ballot	0		0	
Cumulative - Total	0		0	
County - Total	363	41.58%	272	31.16%
County Supervisor				
2nd Supervisorial District				
Poll Place	41	35.34%	43	37.07%
Vote by Mail	191	45.05%	112	26.42%
Mail Ballot	131	39.34%	117	35.14%
2nd Supervisorial District - Total	363	41.58%	272	31.16%
Cumulative				
Poll Place	0		0	
Vote by Mail	0		0	
Mail Ballot	0		0	
Cumulative - Total	0		0	
County Supervisor - Total	363	41.58%	272	31.16%
Cities				
City of Maricopa				
Poll Place	41	35.34%	43	37.07%
Vote by Mail	191	45.05%	112	26.42%
Mail Ballot	0		0	
City of Maricopa - Total	232	42.96%	155	28.70%
Unincorporated				
Poll Place	0		0	
Vote by Mail	0		0	
Mail Ballot	131	39.34%	117	35.14%
Unincorporated - Total	131	39.34%	117	35.14%
Cumulative				
Poll Place	0		0	
Vote by Mail	0		0	

District	ALBERT CRANFORD		Total Votes
Mail Ballot	0		0
Cumulative - Total	0		0
County - Total	238	27.26%	873
County Supervisor			
2nd Supervisorial District			
Poll Place	32	27.59%	116
Vote by Mail	121	28.54%	424
Mail Ballot	85	25.53%	333
2nd Supervisorial District - Total	238	27.26%	873
Cumulative			
Poll Place	0		0
Vote by Mail	0		0
Mail Ballot	0		0
Cumulative - Total	0		0
County Supervisor - Total	238	27.26%	873
Cities			
City of Maricopa			
Poll Place	32	27.59%	116
Vote by Mail	121	28.54%	424
Mail Ballot	0		0
City of Maricopa - Total	153	28.33%	540
Unincorporated			
Poll Place	0		0
Vote by Mail	0		0
Mail Ballot	85	25.53%	333
Unincorporated - Total	85	25.53%	333
Cumulative			
Poll Place	0		0
Vote by Mail	0		0

District	Registered Voters
Mail Ballot	0
Cumulative - Total	0
Cities - Total	833
Unincorporated	
Unincorporated Area	
Poll Place	348
Vote by Mail	348
Mail Ballot	348
Unincorporated Area - Total	348
Unincorporated	
Poll Place	485
Vote by Mail	485
Mail Ballot	485
Unincorporated - Total	485
Cumulative	
Poll Place	0
Vote by Mail	0
Mail Ballot	0
Cumulative - Total	0
Unincorporated - Total	833

District	JANETTE RENE ADAMO		BREANN HEMANN	
Mail Ballot	0		0	
Cumulative - Total	0		0	
Cities - Total	363	41.58%	272	31.16%
Unincorporated				
Unincorporated Area				
Poll Place	0		0	
Vote by Mail	0		0	
Mail Ballot	131	39.34%	117	35.14%
Unincorporated Area - Total	131	39.34%	117	35.14%
Unincorporated				
Poll Place	41	35.34%	43	37.07%
Vote by Mail	191	45.05%	112	26.42%
Mail Ballot	0		0	
Unincorporated - Total	232	42.96%	155	28.70%
Cumulative				
Poll Place	0		0	
Vote by Mail	0		0	
Mail Ballot	0		0	
Cumulative - Total	0		0	
Unincorporated - Total	363	41.58%	272	31.16%

District	ALBERT CRANFORD		Total Votes
Mail Ballot	0		0
Cumulative - Total	0		0
Cities - Total	238	27.26%	873
Unincorporated			
Unincorporated Area			
Poll Place	0		0
Vote by Mail	0		0
Mail Ballot	85	25.53%	333
Unincorporated Area - Total	85	25.53%	333
Unincorporated			
Poll Place	32	27.59%	116
Vote by Mail	121	28.54%	424
Mail Ballot	0		0
Unincorporated - Total	153	28.33%	540
Cumulative			
Poll Place	0		0
Vote by Mail	0		0
Mail Ballot	0		0
Cumulative - Total	0		0
Unincorporated - Total	238	27.26%	873

McFarland Unified Board Member (Vote for 3)

District	Registered Voters
United States Representative	
21st Congressional District	
Poll Place	4,459
Vote by Mail	4,459
Mail Ballot	4,459
21st Congressional District - Total	4,459
23rd Congressional District	
Poll Place	96
Vote by Mail	96
Mail Ballot	96
23rd Congressional District - Total	96
Cumulative	
Poll Place	0
Vote by Mail	0
Mail Ballot	0
Cumulative - Total	0
United States Representative - Total	4,555
State Senator	
14th Senatorial District	
Poll Place	4,459
Vote by Mail	4,459
Mail Ballot	4,459
14th Senatorial District - Total	4,459
16th Senatorial District	
Poll Place	96
Vote by Mail	96

District	L. ANGEL TURRUBIATES		ELISEO GARZA	
United States Representative				
21st Congressional District				
Poll Place	141	16.83%	198	23.63%
Vote by Mail	850	19.78%	972	22.62%
Mail Ballot	86	24.23%	81	22.82%
21st Congressional District - Total	1,077	19.61%	1,251	22.78%
23rd Congressional District				
Poll Place	0		0	
Vote by Mail	0		0	
Mail Ballot	21	20.19%	19	18.27%
23rd Congressional District - Total	21	20.19%	19	18.27%
Cumulative				
Poll Place	0		0	
Vote by Mail	0		0	
Mail Ballot	0		0	
Cumulative - Total	0		0	
United States Representative - Total	1,098	19.62%	1,270	22.70%
State Senator				
14th Senatorial District				
Poll Place	141	16.83%	198	23.63%
Vote by Mail	850	19.78%	972	22.62%
Mail Ballot	86	24.23%	81	22.82%
14th Senatorial District - Total	1,077	19.61%	1,251	22.78%
16th Senatorial District				
Poll Place	0		0	
Vote by Mail	0		0	

District	ISAAC A. GARZA		TIM GONZALES		DAVID G. DIAZ		Total Votes
United States Representative							
21st Congressional District							
Poll Place	160	19.09%	143	17.06%	196	23.39%	838
Vote by Mail	806	18.75%	886	20.61%	784	18.24%	4,298
Mail Ballot	48	13.52%	44	12.39%	96	27.04%	355
21st Congressional District - Total	1,014	18.47%	1,073	19.54%	1,076	19.60%	5,491
23rd Congressional District							
Poll Place	0		0		0		0
Vote by Mail	0		0		0		0
Mail Ballot	18	17.31%	20	19.23%	26	25.00%	104
23rd Congressional District - Total	18	17.31%	20	19.23%	26	25.00%	104
Cumulative							
Poll Place	0		0		0		0
Vote by Mail	0		0		0		0
Mail Ballot	0		0		0		0
Cumulative - Total	0		0		0		0
United States Representative - Total	1,032	18.45%	1,093	19.54%	1,102	19.70%	5,595
State Senator							
14th Senatorial District							
Poll Place	160	19.09%	143	17.06%	196	23.39%	838
Vote by Mail	806	18.75%	886	20.61%	784	18.24%	4,298
Mail Ballot	48	13.52%	44	12.39%	96	27.04%	355
14th Senatorial District - Total	1,014	18.47%	1,073	19.54%	1,076	19.60%	5,491
16th Senatorial District							
Poll Place	0		0		0		0
Vote by Mail	0		0		0		0

District	Registered Voters
Mail Ballot	96
16th Senatorial District - Total	96
Cumulative	
Poll Place	0
Vote by Mail	0
Mail Ballot	0
Cumulative - Total	0
State Senator - Total	4,555
Member of the State Assembly	
26th Assembly District	
Poll Place	96
Vote by Mail	96
Mail Ballot	96
26th Assembly District - Total	96
32nd Assembly District	
Poll Place	4,459
Vote by Mail	4,459
Mail Ballot	4,459
32nd Assembly District - Total	4,459
34th Assembly District	
Poll Place	0
Vote by Mail	0
Mail Ballot	0
34th Assembly District - Total	0
Cumulative	
Poll Place	0
Vote by Mail	0

District	L. ANGEL TURRUBIATES		ELISEO GARZA	
Mail Ballot	21	20.19%	19	18.27%
16th Senatorial District - Total	21	20.19%	19	18.27%
Cumulative				
Poll Place	0		0	
Vote by Mail	0		0	
Mail Ballot	0		0	
Cumulative - Total	0		0	
State Senator - Total	1,098	19.62%	1,270	22.70%
Member of the State Assembly				
26th Assembly District				
Poll Place	0		0	
Vote by Mail	0		0	
Mail Ballot	21	20.19%	19	18.27%
26th Assembly District - Total	21	20.19%	19	18.27%
32nd Assembly District				
Poll Place	141	16.83%	198	23.63%
Vote by Mail	850	19.78%	972	22.62%
Mail Ballot	86	24.23%	81	22.82%
32nd Assembly District - Total	1,077	19.61%	1,251	22.78%
34th Assembly District				
Poll Place	0		0	
Vote by Mail	0		0	
Mail Ballot	0		0	
34th Assembly District - Total	0		0	
Cumulative				
Poll Place	0		0	
Vote by Mail	0		0	

District	ISAAC A. GARZA		TIM GONZALES		DAVID G. DIAZ		Total Votes
Mail Ballot	18	17.31%	20	19.23%	26	25.00%	104
16th Senatorial District - Total	18	17.31%	20	19.23%	26	25.00%	104
Cumulative							
Poll Place	0		0		0		0
Vote by Mail	0		0		0		0
Mail Ballot	0		0		0		0
Cumulative - Total	0		0		0		0
State Senator - Total	1,032	18.45%	1,093	19.54%	1,102	19.70%	5,595
Member of the State Assembly							
26th Assembly District							
Poll Place	0		0		0		0
Vote by Mail	0		0		0		0
Mail Ballot	18	17.31%	20	19.23%	26	25.00%	104
26th Assembly District - Total	18	17.31%	20	19.23%	26	25.00%	104
32nd Assembly District							
Poll Place	160	19.09%	143	17.06%	196	23.39%	838
Vote by Mail	806	18.75%	886	20.61%	784	18.24%	4,298
Mail Ballot	48	13.52%	44	12.39%	96	27.04%	355
32nd Assembly District - Total	1,014	18.47%	1,073	19.54%	1,076	19.60%	5,491
34th Assembly District							
Poll Place	0		0		0		0
Vote by Mail	0		0		0		0
Mail Ballot	0		0		0		0
34th Assembly District - Total	0		0		0		0
Cumulative							
Poll Place	0		0		0		0
Vote by Mail	0		0		0		0

District	Registered Voters
Mail Ballot	0
Cumulative - Total	0
Member of the State Assembly - Total	4,555
Board of Equalization (State)	
Board Of Equalization	
Poll Place	4,555
Vote by Mail	4,555
Mail Ballot	4,555
Board Of Equalization - Total	4,555
Cumulative	
Poll Place	0
Vote by Mail	0
Mail Ballot	0
Cumulative - Total	0
Board of Equalization (State) - Total	4,555
County	
Kern County	
Poll Place	4,555
Vote by Mail	4,555
Mail Ballot	4,555
Kern County - Total	4,555
Cumulative	
Poll Place	0
Vote by Mail	0
Mail Ballot	0
Cumulative - Total	0
County - Total	4,555

District	L. ANGEL TURRUBIATES		ELISEO GARZA	
Mail Ballot	0		0	
Cumulative - Total	0		0	
Member of the State Assembly - Total	1,098	19.62%	1,270	22.70%
Board of Equalization (State)				
Board Of Equalization				
Poll Place	141	16.83%	198	23.63%
Vote by Mail	850	19.78%	972	22.62%
Mail Ballot	107	23.31%	100	21.79%
Board Of Equalization - Total	1,098	19.62%	1,270	22.70%
Cumulative				
Poll Place	0		0	
Vote by Mail	0		0	
Mail Ballot	0		0	
Cumulative - Total	0		0	
Board of Equalization (State) - Total	1,098	19.62%	1,270	22.70%
County				
Kern County				
Poll Place	141	16.83%	198	23.63%
Vote by Mail	850	19.78%	972	22.62%
Mail Ballot	107	23.31%	100	21.79%
Kern County - Total	1,098	19.62%	1,270	22.70%
Cumulative				
Poll Place	0		0	
Vote by Mail	0		0	
Mail Ballot	0		0	
Cumulative - Total	0		0	
County - Total	1,098	19.62%	1,270	22.70%

District	ISAAC A. GARZA		TIM GONZALES		DAVID G. DIAZ		Total Votes
Mail Ballot	0		0		0		0
Cumulative - Total	0		0		0		0
Member of the State Assembly - Total	1,032	18.45%	1,093	19.54%	1,102	19.70%	5,595
Board of Equalization (State)							
Board Of Equalization							
Poll Place	160	19.09%	143	17.06%	196	23.39%	838
Vote by Mail	806	18.75%	886	20.61%	784	18.24%	4,298
Mail Ballot	66	14.38%	64	13.94%	122	26.58%	459
Board Of Equalization - Total	1,032	18.45%	1,093	19.54%	1,102	19.70%	5,595
Cumulative							
Poll Place	0		0		0		0
Vote by Mail	0		0		0		0
Mail Ballot	0		0		0		0
Cumulative - Total	0		0		0		0
Board of Equalization (State) - Total	1,032	18.45%	1,093	19.54%	1,102	19.70%	5,595
County							
Kern County							
Poll Place	160	19.09%	143	17.06%	196	23.39%	838
Vote by Mail	806	18.75%	886	20.61%	784	18.24%	4,298
Mail Ballot	66	14.38%	64	13.94%	122	26.58%	459
Kern County - Total	1,032	18.45%	1,093	19.54%	1,102	19.70%	5,595
Cumulative							
Poll Place	0		0		0		0
Vote by Mail	0		0		0		0
Mail Ballot	0		0		0		0
Cumulative - Total	0		0		0		0
County - Total	1,032	18.45%	1,093	19.54%	1,102	19.70%	5,595

District	Registered Voters
County Supervisor	
1st Supervisorial District	
Poll Place	96
Vote by Mail	96
Mail Ballot	96
1st Supervisorial District - Total	96
4th Supervisorial District	
Poll Place	4,459
Vote by Mail	4,459
Mail Ballot	4,459
4th Supervisorial District - Total	4,459
Cumulative	
Poll Place	0
Vote by Mail	0
Mail Ballot	0
Cumulative - Total	0
County Supervisor - Total	4,555
Cities	
City of Delano	
Poll Place	0
Vote by Mail	0
Mail Ballot	0
City of Delano - Total	0
City of McFarland	
Poll Place	4,209
Vote by Mail	4,209
Mail Ballot	4,209
City of McFarland - Total	4,209
Unincorporated	
Poll Place	346
Vote by Mail	346

District	L. ANGEL TURRUBIATES		ELISEO GARZA	
County Supervisor				
1st Supervisorial District				
Poll Place	0		0	
Vote by Mail	0		0	
Mail Ballot	21	20.19%	19	18.27%
1st Supervisorial District - Total	21	20.19%	19	18.27%
4th Supervisorial District				
Poll Place	141	16.83%	198	23.63%
Vote by Mail	850	19.78%	972	22.62%
Mail Ballot	86	24.23%	81	22.82%
4th Supervisorial District - Total	1,077	19.61%	1,251	22.78%
Cumulative				
Poll Place	0		0	
Vote by Mail	0		0	
Mail Ballot	0		0	
Cumulative - Total	0		0	
County Supervisor - Total	1,098	19.62%	1,270	22.70%
Cities				
City of Delano				
Poll Place	0		0	
Vote by Mail	0		0	
Mail Ballot	0		0	
City of Delano - Total	0		0	
City of McFarland				
Poll Place	141	16.83%	198	23.63%
Vote by Mail	850	19.78%	972	22.62%
Mail Ballot	0		0	
City of McFarland - Total	991	19.30%	1,170	22.78%
Unincorporated				
Poll Place	0		0	
Vote by Mail	0		0	

District	ISAAC A. GARZA		TIM GONZALES		DAVID G. DIAZ		Total Votes
County Supervisor							
1st Supervisorial District							
Poll Place	0		0		0		0
Vote by Mail	0		0		0		0
Mail Ballot	18	17.31%	20	19.23%	26	25.00%	104
1st Supervisorial District - Total	18	17.31%	20	19.23%	26	25.00%	104
4th Supervisorial District							
Poll Place	160	19.09%	143	17.06%	196	23.39%	838
Vote by Mail	806	18.75%	886	20.61%	784	18.24%	4,298
Mail Ballot	48	13.52%	44	12.39%	96	27.04%	355
4th Supervisorial District - Total	1,014	18.47%	1,073	19.54%	1,076	19.60%	5,491
Cumulative							
Poll Place	0		0		0		0
Vote by Mail	0		0		0		0
Mail Ballot	0		0		0		0
Cumulative - Total	0		0		0		0
County Supervisor - Total	1,032	18.45%	1,093	19.54%	1,102	19.70%	5,595
Cities							
City of Delano							
Poll Place	0		0		0		0
Vote by Mail	0		0		0		0
Mail Ballot	0		0		0		0
City of Delano - Total	0		0		0		0
City of McFarland							
Poll Place	160	19.09%	143	17.06%	196	23.39%	838
Vote by Mail	806	18.75%	886	20.61%	784	18.24%	4,298
Mail Ballot	0		0		0		0
City of McFarland - Total	966	18.81%	1,029	20.04%	980	19.08%	5,136
Unincorporated							
Poll Place	0		0		0		0
Vote by Mail	0		0		0		0

District	Registered Voters
Mail Ballot	346
Unincorporated - Total	346
Cumulative	
Poll Place	0
Vote by Mail	0
Mail Ballot	0
Cumulative - Total	0
Cities - Total	4,555
Unincorporated	
Unincorporated Area	
Poll Place	346
Vote by Mail	346
Mail Ballot	346
Unincorporated Area - Total	346
Unincorporated	
Poll Place	4,209
Vote by Mail	4,209
Mail Ballot	4,209
Unincorporated - Total	4,209
Cumulative	
Poll Place	0
Vote by Mail	0
Mail Ballot	0
Cumulative - Total	0
Unincorporated - Total	4,555

District	L. ANGEL TURRUBIATES		ELISEO GARZA	
Mail Ballot	107	23.31%	100	21.79%
Unincorporated - Total	107	23.31%	100	21.79%
Cumulative				
Poll Place	0		0	
Vote by Mail	0		0	
Mail Ballot	0		0	
Cumulative - Total	0		0	
Cities - Total	1,098	19.62%	1,270	22.70%
Unincorporated				
Unincorporated Area				
Poll Place	0		0	
Vote by Mail	0		0	
Mail Ballot	107	23.31%	100	21.79%
Unincorporated Area - Total	107	23.31%	100	21.79%
Unincorporated				
Poll Place	141	16.83%	198	23.63%
Vote by Mail	850	19.78%	972	22.62%
Mail Ballot	0		0	
Unincorporated - Total	991	19.30%	1,170	22.78%
Cumulative				
Poll Place	0		0	
Vote by Mail	0		0	
Mail Ballot	0		0	
Cumulative - Total	0		0	
Unincorporated - Total	1,098	19.62%	1,270	22.70%

District	ISAAC A. GARZA		TIM GONZALES		DAVID G. DIAZ		Total Votes
Mail Ballot	66	14.38%	64	13.94%	122	26.58%	459
Unincorporated - Total	66	14.38%	64	13.94%	122	26.58%	459
Cumulative							
Poll Place	0		0		0		0
Vote by Mail	0		0		0		0
Mail Ballot	0		0		0		0
Cumulative - Total	0		0		0		0
Cities - Total	1,032	18.45%	1,093	19.54%	1,102	19.70%	5,595
Unincorporated							
Unincorporated Area							
Poll Place	0		0		0		0
Vote by Mail	0		0		0		0
Mail Ballot	66	14.38%	64	13.94%	122	26.58%	459
Unincorporated Area - Total	66	14.38%	64	13.94%	122	26.58%	459
Unincorporated							
Poll Place	160	19.09%	143	17.06%	196	23.39%	838
Vote by Mail	806	18.75%	886	20.61%	784	18.24%	4,298
Mail Ballot	0		0		0		0
Unincorporated - Total	966	18.81%	1,029	20.04%	980	19.08%	5,136
Cumulative							
Poll Place	0		0		0		0
Vote by Mail	0		0		0		0
Mail Ballot	0		0		0		0
Cumulative - Total	0		0		0		0
Unincorporated - Total	1,032	18.45%	1,093	19.54%	1,102	19.70%	5,595

Mojave Unified School Board Member (Vote for 2)

District	Registered Voters
United States Representative	
23rd Congressional District	
Poll Place	8,507
Vote by Mail	8,507
Mail Ballot	8,507
23rd Congressional District - Total	8,507
Cumulative	
Poll Place	0
Vote by Mail	0
Mail Ballot	0
Cumulative - Total	0
United States Representative - Total	8,507
State Senator	
16th Senatorial District	
Poll Place	8,507
Vote by Mail	8,507
Mail Ballot	8,507
16th Senatorial District - Total	8,507
Cumulative	
Poll Place	0
Vote by Mail	0
Mail Ballot	0
Cumulative - Total	0
State Senator - Total	8,507
Member of the State Assembly	
34th Assembly District	
Poll Place	159

District	LARRY M. ADAMS		TONJA "TONI" EVANS	
United States Representative				
23rd Congressional District				
Poll Place	393	27.79%	207	14.64%
Vote by Mail	1,797	26.73%	1,167	17.36%
Mail Ballot	142	27.41%	99	19.11%
23rd Congressional District - Total	2,332	26.94%	1,473	17.02%
Cumulative				
Poll Place	0		0	
Vote by Mail	0		0	
Mail Ballot	0		0	
Cumulative - Total	0		0	
United States Representative - Total	2,332	26.94%	1,473	17.02%
State Senator				
16th Senatorial District				
Poll Place	393	27.79%	207	14.64%
Vote by Mail	1,797	26.73%	1,167	17.36%
Mail Ballot	142	27.41%	99	19.11%
16th Senatorial District - Total	2,332	26.94%	1,473	17.02%
Cumulative				
Poll Place	0		0	
Vote by Mail	0		0	
Mail Ballot	0		0	
Cumulative - Total	0		0	
State Senator - Total	2,332	26.94%	1,473	17.02%
Member of the State Assembly				
34th Assembly District				
Poll Place	0		0	

243 of 3301

Exhibit F

District	BRANDON A. TATE		REUBEN A. GARCIA		CAROLINDA MARIE FLEMING		Total Votes
United States Representative							
23rd Congressional District							
Poll Place	348	24.61%	209	14.78%	257	18.18%	1,414
Vote by Mail	1,472	21.89%	1,009	15.01%	1,278	19.01%	6,723
Mail Ballot	111	21.43%	93	17.95%	73	14.09%	518
23rd Congressional District - Total	1,931	22.31%	1,311	15.15%	1,608	18.58%	8,655
Cumulative							
Poll Place	0		0		0		0
Vote by Mail	0		0		0		0
Mail Ballot	0		0		0		0
Cumulative - Total	0		0		0		0
United States Representative - Total	1,931	22.31%	1,311	15.15%	1,608	18.58%	8,655
State Senator							
16th Senatorial District							
Poll Place	348	24.61%	209	14.78%	257	18.18%	1,414
Vote by Mail	1,472	21.89%	1,009	15.01%	1,278	19.01%	6,723
Mail Ballot	111	21.43%	93	17.95%	73	14.09%	518
16th Senatorial District - Total	1,931	22.31%	1,311	15.15%	1,608	18.58%	8,655
Cumulative							
Poll Place	0		0		0		0
Vote by Mail	0		0		0		0
Mail Ballot	0		0		0		0
Cumulative - Total	0		0		0		0
State Senator - Total	1,931	22.31%	1,311	15.15%	1,608	18.58%	8,655
Member of the State Assembly							
34th Assembly District							
Poll Place	0		0		0		0

244 of 3301

Exhibit F

District	Registered Voters
Vote by Mail	159
Mail Ballot	159
34th Assembly District - Total	159
36th Assembly District	
Poll Place	8,348
Vote by Mail	8,348
Mail Ballot	8,348
36th Assembly District - Total	8,348
Cumulative	
Poll Place	0
Vote by Mail	0
Mail Ballot	0
Cumulative - Total	0
Member of the State Assembly - Total	8,507
Board of Equalization (State)	
Board Of Equalization	
Poll Place	8,507
Vote by Mail	8,507
Mail Ballot	8,507
Board Of Equalization - Total	8,507
Cumulative	
Poll Place	0
Vote by Mail	0
Mail Ballot	0
Cumulative - Total	0
Board of Equalization (State) - Total	8,507
County	
Kern County	
Poll Place	8,507
Vote by Mail	8,507

District	LARRY M. ADAMS		TONJA "TONI" EVANS	
Vote by Mail	0		0	
Mail Ballot	49	35.00%	27	19.29%
34th Assembly District - Total	49	35.00%	27	19.29%
36th Assembly District				
Poll Place	393	27.79%	207	14.64%
Vote by Mail	1,797	26.73%	1,167	17.36%
Mail Ballot	93	24.60%	72	19.05%
36th Assembly District - Total	2,283	26.81%	1,446	16.98%
Cumulative				
Poll Place	0		0	
Vote by Mail	0		0	
Mail Ballot	0		0	
Cumulative - Total	0		0	
Member of the State Assembly - Total	2,332	26.94%	1,473	17.02%
Board of Equalization (State)				
Board Of Equalization				
Poll Place	393	27.79%	207	14.64%
Vote by Mail	1,797	26.73%	1,167	17.36%
Mail Ballot	142	27.41%	99	19.11%
Board Of Equalization - Total	2,332	26.94%	1,473	17.02%
Cumulative				
Poll Place	0		0	
Vote by Mail	0		0	
Mail Ballot	0		0	
Cumulative - Total	0		0	
Board of Equalization (State) - Total	2,332	26.94%	1,473	17.02%
County				
Kern County				
Poll Place	393	27.79%	207	14.64%
Vote by Mail	1,797	26.73%	1,167	17.36%

District	BRANDON A. TATE		REUBEN A. GARCIA		CAROLINDA MARIE FLEMING		Total Votes
Vote by Mail	0		0		0		0
Mail Ballot	23	16.43%	21	15.00%	20	14.29%	140
34th Assembly District - Total	23	16.43%	21	15.00%	20	14.29%	140
36th Assembly District							
Poll Place	348	24.61%	209	14.78%	257	18.18%	1,414
Vote by Mail	1,472	21.89%	1,009	15.01%	1,278	19.01%	6,723
Mail Ballot	88	23.28%	72	19.05%	53	14.02%	378
36th Assembly District - Total	1,908	22.41%	1,290	15.15%	1,588	18.65%	8,515
Cumulative							
Poll Place	0		0		0		0
Vote by Mail	0		0		0		0
Mail Ballot	0		0		0		0
Cumulative - Total	0		0		0		0
Member of the State Assembly - Total	1,931	22.31%	1,311	15.15%	1,608	18.58%	8,655
Board of Equalization (State)							
Board Of Equalization							
Poll Place	348	24.61%	209	14.78%	257	18.18%	1,414
Vote by Mail	1,472	21.89%	1,009	15.01%	1,278	19.01%	6,723
Mail Ballot	111	21.43%	93	17.95%	73	14.09%	518
Board Of Equalization - Total	1,931	22.31%	1,311	15.15%	1,608	18.58%	8,655
Cumulative							
Poll Place	0		0		0		0
Vote by Mail	0		0		0		0
Mail Ballot	0		0		0		0
Cumulative - Total	0		0		0		0
Board of Equalization (State) - Total	1,931	22.31%	1,311	15.15%	1,608	18.58%	8,655
County							
Kern County							
Poll Place	348	24.61%	209	14.78%	257	18.18%	1,414
Vote by Mail	1,472	21.89%	1,009	15.01%	1,278	19.01%	6,723

District	Registered Voters
Mail Ballot	8,507
Kern County - Total	8,507
Cumulative	
Poll Place	0
Vote by Mail	0
Mail Ballot	0
Cumulative - Total	0
County - Total	8,507
County Supervisor	
1st Supervisorial District	
Poll Place	2
Vote by Mail	2
Mail Ballot	2
1st Supervisorial District - Total	2
2nd Supervisorial District	
Poll Place	8,505
Vote by Mail	8,505
Mail Ballot	8,505
2nd Supervisorial District - Total	8,505
Cumulative	
Poll Place	0
Vote by Mail	0
Mail Ballot	0
Cumulative - Total	0
County Supervisor - Total	8,507
Cities	
City of California City	
Poll Place	6,415
Vote by Mail	6,415

District	LARRY M. ADAMS		TONJA "TONI" EVANS	
Mail Ballot	142	27.41%	99	19.11%
Kern County - Total	2,332	26.94%	1,473	17.02%
Cumulative				
Poll Place	0		0	
Vote by Mail	0		0	
Mail Ballot	0		0	
Cumulative - Total	0		0	
County - Total	2,332	26.94%	1,473	17.02%
County Supervisor				
1st Supervisorial District				
Poll Place	0		0	
Vote by Mail	0		0	
Mail Ballot	1	33.33%	0	0.00%
1st Supervisorial District - Total	1	33.33%	0	0.00%
2nd Supervisorial District				
Poll Place	393	27.79%	207	14.64%
Vote by Mail	1,797	26.73%	1,167	17.36%
Mail Ballot	141	27.38%	99	19.22%
2nd Supervisorial District - Total	2,331	26.94%	1,473	17.02%
Cumulative				
Poll Place	0		0	
Vote by Mail	0		0	
Mail Ballot	0		0	
Cumulative - Total	0		0	
County Supervisor - Total	2,332	26.94%	1,473	17.02%
Cities				
City of California City				
Poll Place	322	28.62%	163	14.49%
Vote by Mail	1,549	27.71%	956	17.10%
Mail Ballot	13	25.49%	11	21.57%

District	BRANDON A. TATE		REUBEN A. GARCIA		CAROLINDA MARIE FLEMING		Total Votes
Mail Ballot	111	21.43%	93	17.95%	73	14.09%	518
Kern County - Total	1,931	22.31%	1,311	15.15%	1,608	18.58%	8,655
Cumulative							
Poll Place	0		0		0		0
Vote by Mail	0		0		0		0
Mail Ballot	0		0		0		0
Cumulative - Total	0		0		0		0
County - Total	1,931	22.31%	1,311	15.15%	1,608	18.58%	8,655
County Supervisor							
1st Supervisorial District							
Poll Place	0		0		0		0
Vote by Mail	0		0		0		0
Mail Ballot	1	33.33%	0	0.00%	1	33.33%	3
1st Supervisorial District - Total	1	33.33%	0	0.00%	1	33.33%	3
2nd Supervisorial District							
Poll Place	348	24.61%	209	14.78%	257	18.18%	1,414
Vote by Mail	1,472	21.89%	1,009	15.01%	1,278	19.01%	6,723
Mail Ballot	110	21.36%	93	18.06%	72	13.98%	515
2nd Supervisorial District - Total	1,930	22.31%	1,311	15.15%	1,607	18.57%	8,652
Cumulative							
Poll Place	0		0		0		0
Vote by Mail	0		0		0		0
Mail Ballot	0		0		0		0
Cumulative - Total	0		0		0		0
County Supervisor - Total	1,931	22.31%	1,311	15.15%	1,608	18.58%	8,655
Cities							
City of California City							
Poll Place	267	23.73%	156	13.87%	217	19.29%	1,125
Vote by Mail	1,218	21.79%	791	14.15%	1,077	19.26%	5,591
Mail Ballot	10	19.61%	10	19.61%	7	13.73%	51

District	Registered Voters
Mail Ballot	6,415
City of California City - Total	6,415
Unincorporated	
Poll Place	2,092
Vote by Mail	2,092
Mail Ballot	2,092
Unincorporated - Total	2,092
Cumulative	
Poll Place	0
Vote by Mail	0
Mail Ballot	0
Cumulative - Total	0
Cities - Total	8,507
Unincorporated	
Unincorporated Area	
Poll Place	2,092
Vote by Mail	2,092
Mail Ballot	2,092
Unincorporated Area - Total	2,092
Unincorporated	
Poll Place	6,415
Vote by Mail	6,415
Mail Ballot	6,415
Unincorporated - Total	6,415
Cumulative	
Poll Place	0
Vote by Mail	0
Mail Ballot	0
Cumulative - Total	0
Unincorporated - Total	8,507

District	LARRY M. ADAMS		TONJA "TONI" EVANS	
City of California City - Total	1,884	27.84%	1,130	16.70%
Unincorporated				
Poll Place	71	24.57%	44	15.22%
Vote by Mail	248	21.91%	211	18.64%
Mail Ballot	129	27.62%	88	18.84%
Unincorporated - Total	448	23.73%	343	18.17%
Cumulative				
Poll Place	0		0	
Vote by Mail	0		0	
Mail Ballot	0		0	
Cumulative - Total	0		0	
Cities - Total	2,332	26.94%	1,473	17.02%
Unincorporated				
Unincorporated Area				
Poll Place	71	24.57%	44	15.22%
Vote by Mail	248	21.91%	211	18.64%
Mail Ballot	129	27.62%	88	18.84%
Unincorporated Area - Total	448	23.73%	343	18.17%
Unincorporated				
Poll Place	322	28.62%	163	14.49%
Vote by Mail	1,549	27.71%	956	17.10%
Mail Ballot	13	25.49%	11	21.57%
Unincorporated - Total	1,884	27.84%	1,130	16.70%
Cumulative				
Poll Place	0		0	
Vote by Mail	0		0	
Mail Ballot	0		0	
Cumulative - Total	0		0	
Unincorporated - Total	2,332	26.94%	1,473	17.02%

District	BRANDON A. TATE		REUBEN A. GARCIA		CAROLINDA MARIE FLEMING		Total Votes
City of California City - Total	1,495	22.09%	957	14.14%	1,301	19.23%	6,767
Unincorporated							
Poll Place	81	28.03%	53	18.34%	40	13.84%	289
Vote by Mail	254	22.44%	218	19.26%	201	17.76%	1,132
Mail Ballot	101	21.63%	83	17.77%	66	14.13%	467
Unincorporated - Total	436	23.09%	354	18.75%	307	16.26%	1,888
Cumulative							
Poll Place	0		0		0		0
Vote by Mail	0		0		0		0
Mail Ballot	0		0		0		0
Cumulative - Total	0		0		0		0
Cities - Total	1,931	22.31%	1,311	15.15%	1,608	18.58%	8,655
Unincorporated							
Unincorporated Area							
Poll Place	81	28.03%	53	18.34%	40	13.84%	289
Vote by Mail	254	22.44%	218	19.26%	201	17.76%	1,132
Mail Ballot	101	21.63%	83	17.77%	66	14.13%	467
Unincorporated Area - Total	436	23.09%	354	18.75%	307	16.26%	1,888
Unincorporated							
Poll Place	267	23.73%	156	13.87%	217	19.29%	1,125
Vote by Mail	1,218	21.79%	791	14.15%	1,077	19.26%	5,591
Mail Ballot	10	19.61%	10	19.61%	7	13.73%	51
Unincorporated - Total	1,495	22.09%	957	14.14%	1,301	19.23%	6,767
Cumulative							
Poll Place	0		0		0		0
Vote by Mail	0		0		0		0
Mail Ballot	0		0		0		0
Cumulative - Total	0		0		0		0
Unincorporated - Total	1,931	22.31%	1,311	15.15%	1,608	18.58%	8,655

Sierra Sands Unified Board Member - Full Term (Vote for 2)

District	Registered Voters
United States Representative	
23rd Congressional District	
Poll Place	21,170
Vote by Mail	21,170
Mail Ballot	21,170
23rd Congressional District - Total	21,170
Cumulative	
Poll Place	0
Vote by Mail	0
Mail Ballot	0
Cumulative - Total	0
United States Representative - Total	21,170
State Senator	
16th Senatorial District	
Poll Place	21,170
Vote by Mail	21,170
Mail Ballot	21,170
16th Senatorial District - Total	21,170
Cumulative	
Poll Place	0
Vote by Mail	0
Mail Ballot	0
Cumulative - Total	0
State Senator - Total	21,170
Member of the State Assembly	
34th Assembly District	
Poll Place	21,170

District	DARRELL E. EDDINS SR		MICHAEL SCOTT	
United States Representative				
23rd Congressional District				
Poll Place	1,057	31.25%	1,285	38.00%
Vote by Mail	5,945	29.11%	7,987	39.11%
Mail Ballot	63	24.80%	115	45.28%
23rd Congressional District - Total	7,065	29.37%	9,387	39.02%
Cumulative				
Poll Place	0		0	
Vote by Mail	0		0	
Mail Ballot	0		0	
Cumulative - Total	0		0	
United States Representative - Total	7,065	29.37%	9,387	39.02%
State Senator				
16th Senatorial District				
Poll Place	1,057	31.25%	1,285	38.00%
Vote by Mail	5,945	29.11%	7,987	39.11%
Mail Ballot	63	24.80%	115	45.28%
16th Senatorial District - Total	7,065	29.37%	9,387	39.02%
Cumulative				
Poll Place	0		0	
Vote by Mail	0		0	
Mail Ballot	0		0	
Cumulative - Total	0		0	
State Senator - Total	7,065	29.37%	9,387	39.02%
Member of the State Assembly				
34th Assembly District				
Poll Place	1,057	31.25%	1,285	38.00%

District	BILL FARRIS		Total Votes
United States Representative			
23rd Congressional District			
Poll Place	1,040	30.75%	3,382
Vote by Mail	6,490	31.78%	20,422
Mail Ballot	76	29.92%	254
23rd Congressional District - Total	7,606	31.62%	24,058
Cumulative			
Poll Place	0		0
Vote by Mail	0		0
Mail Ballot	0		0
Cumulative - Total	0		0
United States Representative - Total	7,606	31.62%	24,058
State Senator			
16th Senatorial District			
Poll Place	1,040	30.75%	3,382
Vote by Mail	6,490	31.78%	20,422
Mail Ballot	76	29.92%	254
16th Senatorial District - Total	7,606	31.62%	24,058
Cumulative			
Poll Place	0		0
Vote by Mail	0		0
Mail Ballot	0		0
Cumulative - Total	0		0
State Senator - Total	7,606	31.62%	24,058
Member of the State Assembly			
34th Assembly District			
Poll Place	1,040	30.75%	3,382

District	Registered Voters
Vote by Mail	21,170
Mail Ballot	21,170
34th Assembly District - Total	21,170
36th Assembly District	
Poll Place	0
Vote by Mail	0
Mail Ballot	0
36th Assembly District - Total	0
Cumulative	
Poll Place	0
Vote by Mail	0
Mail Ballot	0
Cumulative - Total	0
Member of the State Assembly - Total	21,170
Board of Equalization (State)	
Board Of Equalization	
Poll Place	21,170
Vote by Mail	21,170
Mail Ballot	21,170
Board Of Equalization - Total	21,170
Cumulative	
Poll Place	0
Vote by Mail	0
Mail Ballot	0
Cumulative - Total	0
Board of Equalization (State) - Total	21,170
County	
Kern County	
Poll Place	21,170
Vote by Mail	21,170

District	DARRELL E. EDDINS SR		MICHAEL SCOTT	
Vote by Mail	5,945	29.11%	7,987	39.11%
Mail Ballot	63	24.80%	115	45.28%
34th Assembly District - Total	7,065	29.37%	9,387	39.02%
36th Assembly District				
Poll Place	0		0	
Vote by Mail	0		0	
Mail Ballot	0		0	
36th Assembly District - Total	0		0	
Cumulative				
Poll Place	0		0	
Vote by Mail	0		0	
Mail Ballot	0		0	
Cumulative - Total	0		0	
Member of the State Assembly - Total	7,065	29.37%	9,387	39.02%
Board of Equalization (State)				
Board Of Equalization				
Poll Place	1,057	31.25%	1,285	38.00%
Vote by Mail	5,945	29.11%	7,987	39.11%
Mail Ballot	63	24.80%	115	45.28%
Board Of Equalization - Total	7,065	29.37%	9,387	39.02%
Cumulative				
Poll Place	0		0	
Vote by Mail	0		0	
Mail Ballot	0		0	
Cumulative - Total	0		0	
Board of Equalization (State) - Total	7,065	29.37%	9,387	39.02%
County				
Kern County				
Poll Place	1,057	31.25%	1,285	38.00%
Vote by Mail	5,945	29.11%	7,987	39.11%

District	BILL FARRIS		Total Votes
Vote by Mail	6,490	31.78%	20,422
Mail Ballot	76	29.92%	254
34th Assembly District - Total	7,606	31.62%	24,058
36th Assembly District			
Poll Place	0		0
Vote by Mail	0		0
Mail Ballot	0		0
36th Assembly District - Total	0		0
Cumulative			
Poll Place	0		0
Vote by Mail	0		0
Mail Ballot	0		0
Cumulative - Total	0		0
Member of the State Assembly - Total	7,606	31.62%	24,058
Board of Equalization (State)			
Board Of Equalization			
Poll Place	1,040	30.75%	3,382
Vote by Mail	6,490	31.78%	20,422
Mail Ballot	76	29.92%	254
Board Of Equalization - Total	7,606	31.62%	24,058
Cumulative			
Poll Place	0		0
Vote by Mail	0		0
Mail Ballot	0		0
Cumulative - Total	0		0
Board of Equalization (State) - Total	7,606	31.62%	24,058
County			
Kern County			
Poll Place	1,040	30.75%	3,382
Vote by Mail	6,490	31.78%	20,422

District	Registered Voters
Mail Ballot	21,170
Kern County - Total	21,170
Cumulative	
Poll Place	0
Vote by Mail	0
Mail Ballot	0
Cumulative - Total	0
County - Total	21,170
County Supervisor	
1st Supervisorial District	
Poll Place	21,170
Vote by Mail	21,170
Mail Ballot	21,170
1st Supervisorial District - Total	21,170
2nd Supervisorial District	
Poll Place	0
Vote by Mail	0
Mail Ballot	0
2nd Supervisorial District - Total	0
Cumulative	
Poll Place	0
Vote by Mail	0
Mail Ballot	0
Cumulative - Total	0
County Supervisor - Total	21,170
Cities	
City of California City	
Poll Place	0
Vote by Mail	0

District	DARRELL E. EDDINS SR		MICHAEL SCOTT	
Mail Ballot	63	24.80%	115	45.28%
Kern County - Total	7,065	29.37%	9,387	39.02%
Cumulative				
Poll Place	0		0	
Vote by Mail	0		0	
Mail Ballot	0		0	
Cumulative - Total	0		0	
County - Total	7,065	29.37%	9,387	39.02%
County Supervisor				
1st Supervisorial District				
Poll Place	1,057	31.25%	1,285	38.00%
Vote by Mail	5,945	29.11%	7,987	39.11%
Mail Ballot	63	24.80%	115	45.28%
1st Supervisorial District - Total	7,065	29.37%	9,387	39.02%
2nd Supervisorial District				
Poll Place	0		0	
Vote by Mail	0		0	
Mail Ballot	0		0	
2nd Supervisorial District - Total	0		0	
Cumulative				
Poll Place	0		0	
Vote by Mail	0		0	
Mail Ballot	0		0	
Cumulative - Total	0		0	
County Supervisor - Total	7,065	29.37%	9,387	39.02%
Cities				
City of California City				
Poll Place	0		0	
Vote by Mail	0		0	
Mail Ballot	0		0	

District	BILL FARRIS		Total Votes
Mail Ballot	76	29.92%	254
Kern County - Total	7,606	31.62%	24,058
Cumulative			
Poll Place	0		0
Vote by Mail	0		0
Mail Ballot	0		0
Cumulative - Total	0		0
County - Total	7,606	31.62%	24,058
County Supervisor			
1st Supervisorial District			
Poll Place	1,040	30.75%	3,382
Vote by Mail	6,490	31.78%	20,422
Mail Ballot	76	29.92%	254
1st Supervisorial District - Total	7,606	31.62%	24,058
2nd Supervisorial District			
Poll Place	0		0
Vote by Mail	0		0
Mail Ballot	0		0
2nd Supervisorial District - Total	0		0
Cumulative			
Poll Place	0		0
Vote by Mail	0		0
Mail Ballot	0		0
Cumulative - Total	0		0
County Supervisor - Total	7,606	31.62%	24,058
Cities			
City of California City			
Poll Place	0		0
Vote by Mail	0		0
Mail Ballot	0		0

District	Registered Voters
Mail Ballot	0
City of California City - Total	0
City of Ridgecrest	
Poll Place	16,379
Vote by Mail	16,379
Mail Ballot	16,379
City of Ridgecrest - Total	16,379
Unincorporated	
Poll Place	4,791
Vote by Mail	4,791
Mail Ballot	4,791
Unincorporated - Total	4,791
Cumulative	
Poll Place	0
Vote by Mail	0
Mail Ballot	0
Cumulative - Total	0
Cities - Total	21,170
Unincorporated	
Unincorporated Area	
Poll Place	4,791
Vote by Mail	4,791
Mail Ballot	4,791
Unincorporated Area - Total	4,791
Unincorporated	
Poll Place	16,379
Vote by Mail	16,379
Mail Ballot	16,379
Unincorporated - Total	16,379
Cumulative	
Poll Place	0
Vote by Mail	0

District	DARRELL E. EDDINS SR		MICHAEL SCOTT	
City of California City - Total	0		0	
City of Ridgecrest				
Poll Place	730	31.02%	897	38.12%
Vote by Mail	4,750	29.39%	6,340	39.23%
Mail Ballot	24	33.33%	35	48.61%
City of Ridgecrest - Total	5,504	29.62%	7,272	39.13%
Unincorporated				
Poll Place	327	31.78%	388	37.71%
Vote by Mail	1,195	28.04%	1,647	38.64%
Mail Ballot	39	21.43%	80	43.96%
Unincorporated - Total	1,561	28.52%	2,115	38.64%
Cumulative				
Poll Place	0		0	
Vote by Mail	0		0	
Mail Ballot	0		0	
Cumulative - Total	0		0	
Cities - Total	7,065	29.37%	9,387	39.02%
Unincorporated				
Unincorporated Area				
Poll Place	327	31.78%	388	37.71%
Vote by Mail	1,195	28.04%	1,647	38.64%
Mail Ballot	39	21.43%	80	43.96%
Unincorporated Area - Total	1,561	28.52%	2,115	38.64%
Unincorporated				
Poll Place	730	31.02%	897	38.12%
Vote by Mail	4,750	29.39%	6,340	39.23%
Mail Ballot	24	33.33%	35	48.61%
Unincorporated - Total	5,504	29.62%	7,272	39.13%
Cumulative				
Poll Place	0		0	
Vote by Mail	0		0	

District	BILL FARRIS		Total Votes
City of California City - Total	0		0
City of Ridgecrest			
Poll Place	726	30.85%	2,353
Vote by Mail	5,070	31.37%	16,160
Mail Ballot	13	18.06%	72
City of Ridgecrest - Total	5,809	31.26%	18,585
Unincorporated			
Poll Place	314	30.52%	1,029
Vote by Mail	1,420	33.32%	4,262
Mail Ballot	63	34.62%	182
Unincorporated - Total	1,797	32.83%	5,473
Cumulative			
Poll Place	0		0
Vote by Mail	0		0
Mail Ballot	0		0
Cumulative - Total	0		0
Cities - Total	7,606	31.62%	24,058
Unincorporated			
Unincorporated Area			
Poll Place	314	30.52%	1,029
Vote by Mail	1,420	33.32%	4,262
Mail Ballot	63	34.62%	182
Unincorporated Area - Total	1,797	32.83%	5,473
Unincorporated			
Poll Place	726	30.85%	2,353
Vote by Mail	5,070	31.37%	16,160
Mail Ballot	13	18.06%	72
Unincorporated - Total	5,809	31.26%	18,585
Cumulative			
Poll Place	0		0
Vote by Mail	0		0

District	Registered Voters
Mail Ballot	0
Cumulative - Total	0
Unincorporated - Total	21,170

District	DARRELL E. EDDINS SR		MICHAEL SCOTT	
Mail Ballot	0		0	
Cumulative - Total	0		0	
Unincorporated - Total	7,065	29.37%	9,387	39.02%

District	BILL FARRIS		Total Votes
Mail Ballot	0		0
Cumulative - Total	0		0
Unincorporated - Total	7,606	31.62%	24,058

Southern Kern Unified Board Member-Full Term (Vote for 2)

District	Registered Voters
United States Representative	
23rd Congressional District	
Poll Place	11,156
Vote by Mail	11,156
Mail Ballot	11,156
23rd Congressional District - Total	11,156
Cumulative	
Poll Place	0
Vote by Mail	0
Mail Ballot	0
Cumulative - Total	0
United States Representative - Total	11,156
State Senator	
16th Senatorial District	
Poll Place	11,156
Vote by Mail	11,156
Mail Ballot	11,156
16th Senatorial District - Total	11,156
Cumulative	
Poll Place	0
Vote by Mail	0
Mail Ballot	0
Cumulative - Total	0
State Senator - Total	11,156
Member of the State Assembly	
34th Assembly District	
Poll Place	15

District	DEWINE L. MOORE JR		ROBERT VINCELETTE	
United States Representative				
23rd Congressional District				
Poll Place	498	29.66%	748	44.55%
Vote by Mail	2,270	28.39%	3,458	43.25%
Mail Ballot	108	29.35%	146	39.67%
23rd Congressional District - Total	2,876	28.64%	4,352	43.33%
Cumulative				
Poll Place	0		0	
Vote by Mail	0		0	
Mail Ballot	0		0	
Cumulative - Total	0		0	
United States Representative - Total	2,876	28.64%	4,352	43.33%
State Senator				
16th Senatorial District				
Poll Place	498	29.66%	748	44.55%
Vote by Mail	2,270	28.39%	3,458	43.25%
Mail Ballot	108	29.35%	146	39.67%
16th Senatorial District - Total	2,876	28.64%	4,352	43.33%
Cumulative				
Poll Place	0		0	
Vote by Mail	0		0	
Mail Ballot	0		0	
Cumulative - Total	0		0	
State Senator - Total	2,876	28.64%	4,352	43.33%
Member of the State Assembly				
34th Assembly District				
Poll Place	0		0	

District	CAROL ROBINSON		Total Votes
United States Representative			
23rd Congressional District			
Poll Place	433	25.79%	1,679
Vote by Mail	2,268	28.36%	7,996
Mail Ballot	114	30.98%	368
23rd Congressional District - Total	2,815	28.03%	10,043
Cumulative			
Poll Place	0		0
Vote by Mail	0		0
Mail Ballot	0		0
Cumulative - Total	0		0
United States Representative - Total	2,815	28.03%	10,043
State Senator			
16th Senatorial District			
Poll Place	433	25.79%	1,679
Vote by Mail	2,268	28.36%	7,996
Mail Ballot	114	30.98%	368
16th Senatorial District - Total	2,815	28.03%	10,043
Cumulative			
Poll Place	0		0
Vote by Mail	0		0
Mail Ballot	0		0
Cumulative - Total	0		0
State Senator - Total	2,815	28.03%	10,043
Member of the State Assembly			
34th Assembly District			
Poll Place	0		0

District	Registered Voters
Vote by Mail	15
Mail Ballot	15
34th Assembly District - Total	15
36th Assembly District	
Poll Place	11,141
Vote by Mail	11,141
Mail Ballot	11,141
36th Assembly District - Total	11,141
Cumulative	
Poll Place	0
Vote by Mail	0
Mail Ballot	0
Cumulative - Total	0
Member of the State Assembly - Total	11,156
Board of Equalization (State)	
Board Of Equalization	
Poll Place	11,156
Vote by Mail	11,156
Mail Ballot	11,156
Board Of Equalization - Total	11,156
Cumulative	
Poll Place	0
Vote by Mail	0
Mail Ballot	0
Cumulative - Total	0
Board of Equalization (State) - Total	11,156
County	
Kern County	
Poll Place	11,156
Vote by Mail	11,156

District	DEWINE L. MOORE JR		ROBERT VINCELETTE	
Vote by Mail	0		0	
Mail Ballot	4	40.00%	3	30.00%
34th Assembly District - Total	4	40.00%	3	30.00%
36th Assembly District				
Poll Place	498	29.66%	748	44.55%
Vote by Mail	2,270	28.39%	3,458	43.25%
Mail Ballot	104	29.05%	143	39.94%
36th Assembly District - Total	2,872	28.63%	4,349	43.35%
Cumulative				
Poll Place	0		0	
Vote by Mail	0		0	
Mail Ballot	0		0	
Cumulative - Total	0		0	
Member of the State Assembly - Total	2,876	28.64%	4,352	43.33%
Board of Equalization (State)				
Board Of Equalization				
Poll Place	498	29.66%	748	44.55%
Vote by Mail	2,270	28.39%	3,458	43.25%
Mail Ballot	108	29.35%	146	39.67%
Board Of Equalization - Total	2,876	28.64%	4,352	43.33%
Cumulative				
Poll Place	0		0	
Vote by Mail	0		0	
Mail Ballot	0		0	
Cumulative - Total	0		0	
Board of Equalization (State) - Total	2,876	28.64%	4,352	43.33%
County				
Kern County				
Poll Place	498	29.66%	748	44.55%
Vote by Mail	2,270	28.39%	3,458	43.25%

District	CAROL ROBINSON		Total Votes
Vote by Mail	0		0
Mail Ballot	3	30.00%	10
34th Assembly District - Total	3	30.00%	10
36th Assembly District			
Poll Place	433	25.79%	1,679
Vote by Mail	2,268	28.36%	7,996
Mail Ballot	111	31.01%	358
36th Assembly District - Total	2,812	28.03%	10,033
Cumulative			
Poll Place	0		0
Vote by Mail	0		0
Mail Ballot	0		0
Cumulative - Total	0		0
Member of the State Assembly - Total	2,815	28.03%	10,043
Board of Equalization (State)			
Board Of Equalization			
Poll Place	433	25.79%	1,679
Vote by Mail	2,268	28.36%	7,996
Mail Ballot	114	30.98%	368
Board Of Equalization - Total	2,815	28.03%	10,043
Cumulative			
Poll Place	0		0
Vote by Mail	0		0
Mail Ballot	0		0
Cumulative - Total	0		0
Board of Equalization (State) - Total	2,815	28.03%	10,043
County			
Kern County			
Poll Place	433	25.79%	1,679
Vote by Mail	2,268	28.36%	7,996

District	Registered Voters
Mail Ballot	11,156
Kern County - Total	11,156
Cumulative	
Poll Place	0
Vote by Mail	0
Mail Ballot	0
Cumulative - Total	0
County - Total	11,156
County Supervisor	
2nd Supervisorial District	
Poll Place	11,156
Vote by Mail	11,156
Mail Ballot	11,156
2nd Supervisorial District - Total	11,156
Cumulative	
Poll Place	0
Vote by Mail	0
Mail Ballot	0
Cumulative - Total	0
County Supervisor - Total	11,156
Cities	
Unincorporated	
Poll Place	11,156
Vote by Mail	11,156
Mail Ballot	11,156
Unincorporated - Total	11,156
Cumulative	
Poll Place	0
Vote by Mail	0

District	DEWINE L. MOORE JR		ROBERT VINCELETTE	
Mail Ballot	108	29.35%	146	39.67%
Kern County - Total	2,876	28.64%	4,352	43.33%
Cumulative				
Poll Place	0		0	
Vote by Mail	0		0	
Mail Ballot	0		0	
Cumulative - Total	0		0	
County - Total	2,876	28.64%	4,352	43.33%
County Supervisor				
2nd Supervisorial District				
Poll Place	498	29.66%	748	44.55%
Vote by Mail	2,270	28.39%	3,458	43.25%
Mail Ballot	108	29.35%	146	39.67%
2nd Supervisorial District - Total	2,876	28.64%	4,352	43.33%
Cumulative				
Poll Place	0		0	
Vote by Mail	0		0	
Mail Ballot	0		0	
Cumulative - Total	0		0	
County Supervisor - Total	2,876	28.64%	4,352	43.33%
Cities				
Unincorporated				
Poll Place	498	29.66%	748	44.55%
Vote by Mail	2,270	28.39%	3,458	43.25%
Mail Ballot	108	29.35%	146	39.67%
Unincorporated - Total	2,876	28.64%	4,352	43.33%
Cumulative				
Poll Place	0		0	
Vote by Mail	0		0	

District	CAROL ROBINSON		Total Votes
Mail Ballot	114	30.98%	368
Kern County - Total	2,815	28.03%	10,043
Cumulative			
Poll Place	0		0
Vote by Mail	0		0
Mail Ballot	0		0
Cumulative - Total	0		0
County - Total	2,815	28.03%	10,043
County Supervisor			
2nd Supervisorial District			
Poll Place	433	25.79%	1,679
Vote by Mail	2,268	28.36%	7,996
Mail Ballot	114	30.98%	368
2nd Supervisorial District - Total	2,815	28.03%	10,043
Cumulative			
Poll Place	0		0
Vote by Mail	0		0
Mail Ballot	0		0
Cumulative - Total	0		0
County Supervisor - Total	2,815	28.03%	10,043
Cities			
Unincorporated			
Poll Place	433	25.79%	1,679
Vote by Mail	2,268	28.36%	7,996
Mail Ballot	114	30.98%	368
Unincorporated - Total	2,815	28.03%	10,043
Cumulative			
Poll Place	0		0
Vote by Mail	0		0

District	Registered Voters
Mail Ballot	0
Cumulative - Total	0
Cities - Total	11,156
Unincorporated	
Unincorporated Area	
Poll Place	11,156
Vote by Mail	11,156
Mail Ballot	11,156
Unincorporated Area - Total	11,156
Cumulative	
Poll Place	0
Vote by Mail	0
Mail Ballot	0
Cumulative - Total	0
Unincorporated - Total	11,156

District	DEWINE L. MOORE JR		ROBERT VINCELETTE	
Mail Ballot	0		0	
Cumulative - Total	0		0	
Cities - Total	2,876	28.64%	4,352	43.33%
Unincorporated				
Unincorporated Area				
Poll Place	498	29.66%	748	44.55%
Vote by Mail	2,270	28.39%	3,458	43.25%
Mail Ballot	108	29.35%	146	39.67%
Unincorporated Area - Total	2,876	28.64%	4,352	43.33%
Cumulative				
Poll Place	0		0	
Vote by Mail	0		0	
Mail Ballot	0		0	
Cumulative - Total	0		0	
Unincorporated - Total	2,876	28.64%	4,352	43.33%

District	CAROL ROBINSON		Total Votes
Mail Ballot	0		0
Cumulative - Total	0		0
Cities - Total	2,815	28.03%	10,043
Unincorporated			
Unincorporated Area			
Poll Place	433	25.79%	1,679
Vote by Mail	2,268	28.36%	7,996
Mail Ballot	114	30.98%	368
Unincorporated Area - Total	2,815	28.03%	10,043
Cumulative			
Poll Place	0		0
Vote by Mail	0		0
Mail Ballot	0		0
Cumulative - Total	0		0
Unincorporated - Total	2,815	28.03%	10,043

Tehachapi Unified Area 1 Seat A (Vote for 1)

District	Registered Voters
United States Representative	
23rd Congressional District	
Poll Place	6,002
Vote by Mail	6,002
Mail Ballot	6,002
23rd Congressional District - Total	6,002
Cumulative	
Poll Place	0
Vote by Mail	0
Mail Ballot	0
Cumulative - Total	0
United States Representative - Total	6,002
State Senator	
16th Senatorial District	
Poll Place	6,002
Vote by Mail	6,002
Mail Ballot	6,002
16th Senatorial District - Total	6,002
Cumulative	
Poll Place	0
Vote by Mail	0
Mail Ballot	0
Cumulative - Total	0
State Senator - Total	6,002
Member of the State Assembly	
34th Assembly District	
Poll Place	6,001

District	LEONARD J. EVANSIC		TYLER NAPIER	
United States Representative				
23rd Congressional District				
Poll Place	90	16.04%	293	52.23%
Vote by Mail	618	18.50%	1,431	42.84%
Mail Ballot	85	30.04%	101	35.69%
23rd Congressional District - Total	793	18.95%	1,825	43.62%
Cumulative				
Poll Place	0		0	
Vote by Mail	0		0	
Mail Ballot	0		0	
Cumulative - Total	0		0	
United States Representative - Total	793	18.95%	1,825	43.62%
State Senator				
16th Senatorial District				
Poll Place	90	16.04%	293	52.23%
Vote by Mail	618	18.50%	1,431	42.84%
Mail Ballot	85	30.04%	101	35.69%
16th Senatorial District - Total	793	18.95%	1,825	43.62%
Cumulative				
Poll Place	0		0	
Vote by Mail	0		0	
Mail Ballot	0		0	
Cumulative - Total	0		0	
State Senator - Total	793	18.95%	1,825	43.62%
Member of the State Assembly				
34th Assembly District				
Poll Place	90	16.04%	293	52.23%

269 of 3301

Exhibit F

District	PAUL KAMINSKI		Total Votes
United States Representative			
23rd Congressional District			
Poll Place	178	31.73%	561
Vote by Mail	1,291	38.65%	3,340
Mail Ballot	97	34.28%	283
23rd Congressional District - Total	1,566	37.43%	4,184
Cumulative			
Poll Place	0		0
Vote by Mail	0		0
Mail Ballot	0		0
Cumulative - Total	0		0
United States Representative - Total	1,566	37.43%	4,184
State Senator			
16th Senatorial District			
Poll Place	178	31.73%	561
Vote by Mail	1,291	38.65%	3,340
Mail Ballot	97	34.28%	283
16th Senatorial District - Total	1,566	37.43%	4,184
Cumulative			
Poll Place	0		0
Vote by Mail	0		0
Mail Ballot	0		0
Cumulative - Total	0		0
State Senator - Total	1,566	37.43%	4,184
Member of the State Assembly			
34th Assembly District			
Poll Place	178	31.73%	561

District	Registered Voters
Vote by Mail	6,001
Mail Ballot	6,001
34th Assembly District - Total	6,001
36th Assembly District	
Poll Place	1
Vote by Mail	1
Mail Ballot	1
36th Assembly District - Total	1
Cumulative	
Poll Place	0
Vote by Mail	0
Mail Ballot	0
Cumulative - Total	0
Member of the State Assembly - Total	6,002
Board of Equalization (State)	
Board Of Equalization	
Poll Place	6,002
Vote by Mail	6,002
Mail Ballot	6,002
Board Of Equalization - Total	6,002
Cumulative	
Poll Place	0
Vote by Mail	0
Mail Ballot	0
Cumulative - Total	0
Board of Equalization (State) - Total	6,002
County	
Kern County	
Poll Place	6,002
Vote by Mail	6,002

District	LEONARD J. EVANSIC		TYLER NAPIER	
Vote by Mail	618	18.50%	1,431	42.84%
Mail Ballot	85	30.04%	101	35.69%
34th Assembly District - Total	793	18.95%	1,825	43.62%
36th Assembly District				
Poll Place	0		0	
Vote by Mail	0		0	
Mail Ballot	0		0	
36th Assembly District - Total	0		0	
Cumulative				
Poll Place	0		0	
Vote by Mail	0		0	
Mail Ballot	0		0	
Cumulative - Total	0		0	
Member of the State Assembly - Total	793	18.95%	1,825	43.62%
Board of Equalization (State)				
Board Of Equalization				
Poll Place	90	16.04%	293	52.23%
Vote by Mail	618	18.50%	1,431	42.84%
Mail Ballot	85	30.04%	101	35.69%
Board Of Equalization - Total	793	18.95%	1,825	43.62%
Cumulative				
Poll Place	0		0	
Vote by Mail	0		0	
Mail Ballot	0		0	
Cumulative - Total	0		0	
Board of Equalization (State) - Total	793	18.95%	1,825	43.62%
County				
Kern County				
Poll Place	90	16.04%	293	52.23%
Vote by Mail	618	18.50%	1,431	42.84%

District	PAUL KAMINSKI		Total Votes
Vote by Mail	1,291	38.65%	3,340
Mail Ballot	97	34.28%	283
34th Assembly District - Total	1,566	37.43%	4,184
36th Assembly District			
Poll Place	0		0
Vote by Mail	0		0
Mail Ballot	0		0
36th Assembly District - Total	0		0
Cumulative			
Poll Place	0		0
Vote by Mail	0		0
Mail Ballot	0		0
Cumulative - Total	0		0
Member of the State Assembly - Total	1,566	37.43%	4,184
Board of Equalization (State)			
Board Of Equalization			
Poll Place	178	31.73%	561
Vote by Mail	1,291	38.65%	3,340
Mail Ballot	97	34.28%	283
Board Of Equalization - Total	1,566	37.43%	4,184
Cumulative			
Poll Place	0		0
Vote by Mail	0		0
Mail Ballot	0		0
Cumulative - Total	0		0
Board of Equalization (State) - Total	1,566	37.43%	4,184
County			
Kern County			
Poll Place	178	31.73%	561
Vote by Mail	1,291	38.65%	3,340

District	Registered Voters
Mail Ballot	6,002
Kern County - Total	6,002
Cumulative	
Poll Place	0
Vote by Mail	0
Mail Ballot	0
Cumulative - Total	0
County - Total	6,002
County Supervisor	
2nd Supervisorial District	
Poll Place	6,002
Vote by Mail	6,002
Mail Ballot	6,002
2nd Supervisorial District - Total	6,002
Cumulative	
Poll Place	0
Vote by Mail	0
Mail Ballot	0
Cumulative - Total	0
County Supervisor - Total	6,002
Cities	
City of Tehachapi	
Poll Place	4,331
Vote by Mail	4,331
Mail Ballot	4,331
City of Tehachapi - Total	4,331
Unincorporated	
Poll Place	1,671
Vote by Mail	1,671
Mail Ballot	1,671
Unincorporated - Total	1,671

District	LEONARD J. EVANSIC		TYLER NAPIER	
Mail Ballot	85	30.04%	101	35.69%
Kern County - Total	793	18.95%	1,825	43.62%
Cumulative				
Poll Place	0		0	
Vote by Mail	0		0	
Mail Ballot	0		0	
Cumulative - Total	0		0	
County - Total	793	18.95%	1,825	43.62%
County Supervisor				
2nd Supervisorial District				
Poll Place	90	16.04%	293	52.23%
Vote by Mail	618	18.50%	1,431	42.84%
Mail Ballot	85	30.04%	101	35.69%
2nd Supervisorial District - Total	793	18.95%	1,825	43.62%
Cumulative				
Poll Place	0		0	
Vote by Mail	0		0	
Mail Ballot	0		0	
Cumulative - Total	0		0	
County Supervisor - Total	793	18.95%	1,825	43.62%
Cities				
City of Tehachapi				
Poll Place	65	15.19%	221	51.64%
Vote by Mail	474	18.15%	1,118	42.80%
Mail Ballot	2	33.33%	0	0.00%
City of Tehachapi - Total	541	17.76%	1,339	43.96%
Unincorporated				
Poll Place	25	18.80%	72	54.14%
Vote by Mail	144	19.78%	313	42.99%
Mail Ballot	83	29.96%	101	36.46%
Unincorporated - Total	252	22.14%	486	42.71%

District	PAUL KAMINSKI		Total Votes
Mail Ballot	97	34.28%	283
Kern County - Total	1,566	37.43%	4,184
Cumulative			
Poll Place	0		0
Vote by Mail	0		0
Mail Ballot	0		0
Cumulative - Total	0		0
County - Total	1,566	37.43%	4,184
County Supervisor			
2nd Supervisorial District			
Poll Place	178	31.73%	561
Vote by Mail	1,291	38.65%	3,340
Mail Ballot	97	34.28%	283
2nd Supervisorial District - Total	1,566	37.43%	4,184
Cumulative			
Poll Place	0		0
Vote by Mail	0		0
Mail Ballot	0		0
Cumulative - Total	0		0
County Supervisor - Total	1,566	37.43%	4,184
Cities			
City of Tehachapi			
Poll Place	142	33.18%	428
Vote by Mail	1,020	39.05%	2,612
Mail Ballot	4	66.67%	6
City of Tehachapi - Total	1,166	38.28%	3,046
Unincorporated			
Poll Place	36	27.07%	133
Vote by Mail	271	37.23%	728
Mail Ballot	93	33.57%	277
Unincorporated - Total	400	35.15%	1,138

District	Registered Voters
Cumulative	
Poll Place	0
Vote by Mail	0
Mail Ballot	0
Cumulative - Total	0
Cities - Total	6,002
Unincorporated	
Unincorporated Area	
Poll Place	1,679
Vote by Mail	1,679
Mail Ballot	1,679
Unincorporated Area - Total	1,679
Unincorporated	
Poll Place	4,323
Vote by Mail	4,323
Mail Ballot	4,323
Unincorporated - Total	4,323
Cumulative	
Poll Place	0
Vote by Mail	0
Mail Ballot	0
Cumulative - Total	0
Unincorporated - Total	6,002

District	LEONARD J. EVANSIC		TYLER NAPIER	
Cumulative				
Poll Place	0		0	
Vote by Mail	0		0	
Mail Ballot	0		0	
Cumulative - Total	0		0	
Cities - Total	793	18.95%	1,825	43.62%
Unincorporated				
Unincorporated Area				
Poll Place	25	18.80%	72	54.14%
Vote by Mail	144	19.78%	313	42.99%
Mail Ballot	85	30.04%	101	35.69%
Unincorporated Area - Total	254	22.20%	486	42.48%
Unincorporated				
Poll Place	65	15.19%	221	51.64%
Vote by Mail	474	18.15%	1,118	42.80%
Mail Ballot	0		0	
Unincorporated - Total	539	17.73%	1,339	44.05%
Cumulative				
Poll Place	0		0	
Vote by Mail	0		0	
Mail Ballot	0		0	
Cumulative - Total	0		0	
Unincorporated - Total	793	18.95%	1,825	43.62%

District	PAUL KAMINSKI		Total Votes
Cumulative			
Poll Place	0		0
Vote by Mail	0		0
Mail Ballot	0		0
Cumulative - Total	0		0
Cities - Total	1,566	37.43%	4,184
Unincorporated			
Unincorporated Area			
Poll Place	36	27.07%	133
Vote by Mail	271	37.23%	728
Mail Ballot	97	34.28%	283
Unincorporated Area - Total	404	35.31%	1,144
Unincorporated			
Poll Place	142	33.18%	428
Vote by Mail	1,020	39.05%	2,612
Mail Ballot	0		0
Unincorporated - Total	1,162	38.22%	3,040
Cumulative			
Poll Place	0		0
Vote by Mail	0		0
Mail Ballot	0		0
Cumulative - Total	0		0
Unincorporated - Total	1,566	37.43%	4,184

Tehachapi Unified Area 3 Seat F (Vote for 1)

District	Registered Voters
United States Representative	
23rd Congressional District	
Poll Place	8,294
Vote by Mail	8,294
Mail Ballot	8,294
23rd Congressional District - Total	8,294
Cumulative	
Poll Place	0
Vote by Mail	0
Mail Ballot	0
Cumulative - Total	0
United States Representative - Total	8,294
State Senator	
16th Senatorial District	
Poll Place	8,294
Vote by Mail	8,294
Mail Ballot	8,294
16th Senatorial District - Total	8,294
Cumulative	
Poll Place	0
Vote by Mail	0
Mail Ballot	0
Cumulative - Total	0
State Senator - Total	8,294
Member of the State Assembly	
34th Assembly District	
Poll Place	8,294

District	DEAN MARKHAM		TRACY KELLY		Total Votes
United States Representative					
23rd Congressional District					
Poll Place	376	42.34%	512	57.66%	888
Vote by Mail	1,944	41.10%	2,786	58.90%	4,730
Mail Ballot	149	48.69%	157	51.31%	306
23rd Congressional District - Total	2,469	41.68%	3,455	58.32%	5,924
Cumulative					
Poll Place	0		0		0
Vote by Mail	0		0		0
Mail Ballot	0		0		0
Cumulative - Total	0		0		0
United States Representative - Total	2,469	41.68%	3,455	58.32%	5,924
State Senator					
16th Senatorial District					
Poll Place	376	42.34%	512	57.66%	888
Vote by Mail	1,944	41.10%	2,786	58.90%	4,730
Mail Ballot	149	48.69%	157	51.31%	306
16th Senatorial District - Total	2,469	41.68%	3,455	58.32%	5,924
Cumulative					
Poll Place	0		0		0
Vote by Mail	0		0		0
Mail Ballot	0		0		0
Cumulative - Total	0		0		0
State Senator - Total	2,469	41.68%	3,455	58.32%	5,924
Member of the State Assembly					
34th Assembly District					
Poll Place	376	42.34%	512	57.66%	888

277 of 3301

Exhibit F

District	Registered Voters
Vote by Mail	8,294
Mail Ballot	8,294
34th Assembly District - Total	8,294
Cumulative	
Poll Place	0
Vote by Mail	0
Mail Ballot	0
Cumulative - Total	0
Member of the State Assembly - Total	8,294
Board of Equalization (State)	
Board Of Equalization	
Poll Place	8,294
Vote by Mail	8,294
Mail Ballot	8,294
Board Of Equalization - Total	8,294
Cumulative	
Poll Place	0
Vote by Mail	0
Mail Ballot	0
Cumulative - Total	0
Board of Equalization (State) - Total	8,294
County	
Kern County	
Poll Place	8,294
Vote by Mail	8,294
Mail Ballot	8,294
Kern County - Total	8,294
Cumulative	
Poll Place	0
Vote by Mail	0

District	DEAN MARKHAM		TRACY KELLY		Total Votes
Vote by Mail	1,944	41.10%	2,786	58.90%	4,730
Mail Ballot	149	48.69%	157	51.31%	306
34th Assembly District - Total	2,469	41.68%	3,455	58.32%	5,924
Cumulative					
Poll Place	0		0		0
Vote by Mail	0		0		0
Mail Ballot	0		0		0
Cumulative - Total	0		0		0
Member of the State Assembly - Total	2,469	41.68%	3,455	58.32%	5,924
Board of Equalization (State)					
Board Of Equalization					
Poll Place	376	42.34%	512	57.66%	888
Vote by Mail	1,944	41.10%	2,786	58.90%	4,730
Mail Ballot	149	48.69%	157	51.31%	306
Board Of Equalization - Total	2,469	41.68%	3,455	58.32%	5,924
Cumulative					
Poll Place	0		0		0
Vote by Mail	0		0		0
Mail Ballot	0		0		0
Cumulative - Total	0		0		0
Board of Equalization (State) - Total	2,469	41.68%	3,455	58.32%	5,924
County					
Kern County					
Poll Place	376	42.34%	512	57.66%	888
Vote by Mail	1,944	41.10%	2,786	58.90%	4,730
Mail Ballot	149	48.69%	157	51.31%	306
Kern County - Total	2,469	41.68%	3,455	58.32%	5,924
Cumulative					
Poll Place	0		0		0
Vote by Mail	0		0		0

District	Registered Voters
Mail Ballot	0
Cumulative - Total	0
County - Total	8,294
County Supervisor	
2nd Supervisorial District	
Poll Place	8,294
Vote by Mail	8,294
Mail Ballot	8,294
2nd Supervisorial District - Total	8,294
Cumulative	
Poll Place	0
Vote by Mail	0
Mail Ballot	0
Cumulative - Total	0
County Supervisor - Total	8,294
Cities	
Unincorporated	
Poll Place	8,294
Vote by Mail	8,294
Mail Ballot	8,294
Unincorporated - Total	8,294
Cumulative	
Poll Place	0
Vote by Mail	0
Mail Ballot	0
Cumulative - Total	0
Cities - Total	8,294
Unincorporated	
Unincorporated Area	
Poll Place	8,294

District	DEAN MARKHAM		TRACY KELLY		Total Votes
Mail Ballot	0		0		0
Cumulative - Total	0		0		0
County - Total	2,469	41.68%	3,455	58.32%	5,924
County Supervisor					
2nd Supervisorial District					
Poll Place	376	42.34%	512	57.66%	888
Vote by Mail	1,944	41.10%	2,786	58.90%	4,730
Mail Ballot	149	48.69%	157	51.31%	306
2nd Supervisorial District - Total	2,469	41.68%	3,455	58.32%	5,924
Cumulative					
Poll Place	0		0		0
Vote by Mail	0		0		0
Mail Ballot	0		0		0
Cumulative - Total	0		0		0
County Supervisor - Total	2,469	41.68%	3,455	58.32%	5,924
Cities					
Unincorporated					
Poll Place	376	42.34%	512	57.66%	888
Vote by Mail	1,944	41.10%	2,786	58.90%	4,730
Mail Ballot	149	48.69%	157	51.31%	306
Unincorporated - Total	2,469	41.68%	3,455	58.32%	5,924
Cumulative					
Poll Place	0		0		0
Vote by Mail	0		0		0
Mail Ballot	0		0		0
Cumulative - Total	0		0		0
Cities - Total	2,469	41.68%	3,455	58.32%	5,924
Unincorporated					
Unincorporated Area					
Poll Place	376	42.34%	512	57.66%	888

District	Registered Voters
Vote by Mail	8,294
Mail Ballot	8,294
Unincorporated Area - Total	8,294
Cumulative	
Poll Place	0
Vote by Mail	0
Mail Ballot	0
Cumulative - Total	0
Unincorporated - Total	8,294

District	DEAN MARKHAM		TRACY KELLY		Total Votes
Vote by Mail	1,944	41.10%	2,786	58.90%	4,730
Mail Ballot	149	48.69%	157	51.31%	306
Unincorporated Area - Total	2,469	41.68%	3,455	58.32%	5,924
Cumulative					
Poll Place	0		0		0
Vote by Mail	0		0		0
Mail Ballot	0		0		0
Cumulative - Total	0		0		0
Unincorporated - Total	2,469	41.68%	3,455	58.32%	5,924

Arvin Union School Board Member-Full Term (Vote for 2)

District	Registered Voters
United States Representative	
21st Congressional District	
Poll Place	5,433
Vote by Mail	5,433
Mail Ballot	5,433
21st Congressional District - Total	5,433
23rd Congressional District	
Poll Place	25
Vote by Mail	25
Mail Ballot	25
23rd Congressional District - Total	25
Cumulative	
Poll Place	0
Vote by Mail	0
Mail Ballot	0
Cumulative - Total	0
United States Representative - Total	5,458
State Senator	
14th Senatorial District	
Poll Place	5,422
Vote by Mail	5,422
Mail Ballot	5,422
14th Senatorial District - Total	5,422
16th Senatorial District	
Poll Place	36
Vote by Mail	36

District	WENDY GONZALEZ		RUTH PICHARDO HARRIS	
United States Representative				
21st Congressional District				
Poll Place	315	55.85%	119	21.10%
Vote by Mail	1,740	46.12%	884	23.43%
Mail Ballot	14	25.00%	19	33.93%
21st Congressional District - Total	2,069	47.10%	1,022	23.26%
23rd Congressional District				
Poll Place	0		0	
Vote by Mail	0		0	
Mail Ballot	5	16.67%	12	40.00%
23rd Congressional District - Total	5	16.67%	12	40.00%
Cumulative				
Poll Place	0		0	
Vote by Mail	0		0	
Mail Ballot	0		0	
Cumulative - Total	0		0	
United States Representative - Total	2,074	46.89%	1,034	23.38%
State Senator				
14th Senatorial District				
Poll Place	315	55.85%	119	21.10%
Vote by Mail	1,740	46.12%	884	23.43%
Mail Ballot	12	29.27%	13	31.71%
14th Senatorial District - Total	2,067	47.21%	1,016	23.21%
16th Senatorial District				
Poll Place	0		0	
Vote by Mail	0		0	

281 of 3301

Exhibit F

District	MONICA FRANETOVICH		Total Votes
United States Representative			
21st Congressional District			
Poll Place	130	23.05%	564
Vote by Mail	1,149	30.45%	3,773
Mail Ballot	23	41.07%	56
21st Congressional District - Total	1,302	29.64%	4,393
23rd Congressional District			
Poll Place	0		0
Vote by Mail	0		0
Mail Ballot	13	43.33%	30
23rd Congressional District - Total	13	43.33%	30
Cumulative			
Poll Place	0		0
Vote by Mail	0		0
Mail Ballot	0		0
Cumulative - Total	0		0
United States Representative - Total	1,315	29.73%	4,423
State Senator			
14th Senatorial District			
Poll Place	130	23.05%	564
Vote by Mail	1,149	30.45%	3,773
Mail Ballot	16	39.02%	41
14th Senatorial District - Total	1,295	29.58%	4,378
16th Senatorial District			
Poll Place	0		0
Vote by Mail	0		0

District	Registered Voters
Mail Ballot	36
16th Senatorial District - Total	36
Cumulative	
Poll Place	0
Vote by Mail	0
Mail Ballot	0
Cumulative - Total	0
State Senator - Total	5,458
Member of the State Assembly	
32nd Assembly District	
Poll Place	5,424
Vote by Mail	5,424
Mail Ballot	5,424
32nd Assembly District - Total	5,424
34th Assembly District	
Poll Place	34
Vote by Mail	34
Mail Ballot	34
34th Assembly District - Total	34
Cumulative	
Poll Place	0
Vote by Mail	0
Mail Ballot	0
Cumulative - Total	0
Member of the State Assembly - Total	5,458
Board of Equalization (State)	
Board Of Equalization	
Poll Place	5,458

District	WENDY GONZALEZ		RUTH PICHARDO HARRIS	
Mail Ballot	7	15.56%	18	40.00%
16th Senatorial District - Total	7	15.56%	18	40.00%
Cumulative				
Poll Place	0		0	
Vote by Mail	0		0	
Mail Ballot	0		0	
Cumulative - Total	0		0	
State Senator - Total	2,074	46.89%	1,034	23.38%
Member of the State Assembly				
32nd Assembly District				
Poll Place	315	55.85%	119	21.10%
Vote by Mail	1,740	46.12%	884	23.43%
Mail Ballot	12	26.67%	15	33.33%
32nd Assembly District - Total	2,067	47.17%	1,018	23.23%
34th Assembly District				
Poll Place	0		0	
Vote by Mail	0		0	
Mail Ballot	7	17.07%	16	39.02%
34th Assembly District - Total	7	17.07%	16	39.02%
Cumulative				
Poll Place	0		0	
Vote by Mail	0		0	
Mail Ballot	0		0	
Cumulative - Total	0		0	
Member of the State Assembly - Total	2,074	46.89%	1,034	23.38%
Board of Equalization (State)				
Board Of Equalization				
Poll Place	315	55.85%	119	21.10%

District	MONICA FRANETOVICH		Total Votes
Mail Ballot	20	44.44%	45
16th Senatorial District - Total	20	44.44%	45
Cumulative			
Poll Place	0		0
Vote by Mail	0		0
Mail Ballot	0		0
Cumulative - Total	0		0
State Senator - Total	1,315	29.73%	4,423
Member of the State Assembly			
32nd Assembly District			
Poll Place	130	23.05%	564
Vote by Mail	1,149	30.45%	3,773
Mail Ballot	18	40.00%	45
32nd Assembly District - Total	1,297	29.60%	4,382
34th Assembly District			
Poll Place	0		0
Vote by Mail	0		0
Mail Ballot	18	43.90%	41
34th Assembly District - Total	18	43.90%	41
Cumulative			
Poll Place	0		0
Vote by Mail	0		0
Mail Ballot	0		0
Cumulative - Total	0		0
Member of the State Assembly - Total	1,315	29.73%	4,423
Board of Equalization (State)			
Board Of Equalization			
Poll Place	130	23.05%	564

District	Registered Voters
Vote by Mail	5,458
Mail Ballot	5,458
Board Of Equalization - Total	5,458
Cumulative	
Poll Place	0
Vote by Mail	0
Mail Ballot	0
Cumulative - Total	0
Board of Equalization (State) - Total	5,458
County	
Kern County	
Poll Place	5,458
Vote by Mail	5,458
Mail Ballot	5,458
Kern County - Total	5,458
Cumulative	
Poll Place	0
Vote by Mail	0
Mail Ballot	0
Cumulative - Total	0
County - Total	5,458
County Supervisor	
2nd Supervisorial District	
Poll Place	66
Vote by Mail	66
Mail Ballot	66
2nd Supervisorial District - Total	66
4th Supervisorial District	
Poll Place	5,392
Vote by Mail	5,392

District	WENDY GONZALEZ		RUTH PICHARDO HARRIS	
Vote by Mail	1,740	46.12%	884	23.43%
Mail Ballot	19	22.09%	31	36.05%
Board Of Equalization - Total	2,074	46.89%	1,034	23.38%
Cumulative				
Poll Place	0		0	
Vote by Mail	0		0	
Mail Ballot	0		0	
Cumulative - Total	0		0	
Board of Equalization (State) - Total	2,074	46.89%	1,034	23.38%
County				
Kern County				
Poll Place	315	55.85%	119	21.10%
Vote by Mail	1,740	46.12%	884	23.43%
Mail Ballot	19	22.09%	31	36.05%
Kern County - Total	2,074	46.89%	1,034	23.38%
Cumulative				
Poll Place	0		0	
Vote by Mail	0		0	
Mail Ballot	0		0	
Cumulative - Total	0		0	
County - Total	2,074	46.89%	1,034	23.38%
County Supervisor				
2nd Supervisorial District				
Poll Place	0		0	
Vote by Mail	0		0	
Mail Ballot	15	25.86%	20	34.48%
2nd Supervisorial District - Total	15	25.86%	20	34.48%
4th Supervisorial District				
Poll Place	315	55.85%	119	21.10%
Vote by Mail	1,740	46.12%	884	23.43%

District	MONICA FRANETOVICH		Total Votes
Vote by Mail	1,149	30.45%	3,773
Mail Ballot	36	41.86%	86
Board Of Equalization - Total	1,315	29.73%	4,423
Cumulative			
Poll Place	0		0
Vote by Mail	0		0
Mail Ballot	0		0
Cumulative - Total	0		0
Board of Equalization (State) - Total	1,315	29.73%	4,423
County			
Kern County			
Poll Place	130	23.05%	564
Vote by Mail	1,149	30.45%	3,773
Mail Ballot	36	41.86%	86
Kern County - Total	1,315	29.73%	4,423
Cumulative			
Poll Place	0		0
Vote by Mail	0		0
Mail Ballot	0		0
Cumulative - Total	0		0
County - Total	1,315	29.73%	4,423
County Supervisor			
2nd Supervisorial District			
Poll Place	0		0
Vote by Mail	0		0
Mail Ballot	23	39.66%	58
2nd Supervisorial District - Total	23	39.66%	58
4th Supervisorial District			
Poll Place	130	23.05%	564
Vote by Mail	1,149	30.45%	3,773

District	Registered Voters
Mail Ballot	5,392
4th Supervisorial District - Total	5,392
Cumulative	
Poll Place	0
Vote by Mail	0
Mail Ballot	0
Cumulative - Total	0
County Supervisor - Total	5,458
Cities	
City of Arvin	
Poll Place	5,367
Vote by Mail	5,367
Mail Ballot	5,367
City of Arvin - Total	5,367
Unincorporated	
Poll Place	91
Vote by Mail	91
Mail Ballot	91
Unincorporated - Total	91
Cumulative	
Poll Place	0
Vote by Mail	0
Mail Ballot	0
Cumulative - Total	0
Cities - Total	5,458
Unincorporated	
Unincorporated Area	
Poll Place	91
Vote by Mail	91

District	WENDY GONZALEZ		RUTH PICHARDO HARRIS	
Mail Ballot	4	14.29%	11	39.29%
4th Supervisorial District - Total	2,059	47.17%	1,014	23.23%
Cumulative				
Poll Place	0		0	
Vote by Mail	0		0	
Mail Ballot	0		0	
Cumulative - Total	0		0	
County Supervisor - Total	2,074	46.89%	1,034	23.38%
Cities				
City of Arvin				
Poll Place	315	55.85%	119	21.10%
Vote by Mail	1,740	46.12%	884	23.43%
Mail Ballot	0		0	
City of Arvin - Total	2,055	47.38%	1,003	23.13%
Unincorporated				
Poll Place	0		0	
Vote by Mail	0		0	
Mail Ballot	19	22.09%	31	36.05%
Unincorporated - Total	19	22.09%	31	36.05%
Cumulative				
Poll Place	0		0	
Vote by Mail	0		0	
Mail Ballot	0		0	
Cumulative - Total	0		0	
Cities - Total	2,074	46.89%	1,034	23.38%
Unincorporated				
Unincorporated Area				
Poll Place	0		0	
Vote by Mail	0		0	
Mail Ballot	19	22.09%	31	36.05%

District	MONICA FRANETOVICH		Total Votes
Mail Ballot	13	46.43%	28
4th Supervisorial District - Total	1,292	29.60%	4,365
Cumulative			
Poll Place	0		0
Vote by Mail	0		0
Mail Ballot	0		0
Cumulative - Total	0		0
County Supervisor - Total	1,315	29.73%	4,423
Cities			
City of Arvin			
Poll Place	130	23.05%	564
Vote by Mail	1,149	30.45%	3,773
Mail Ballot	0		0
City of Arvin - Total	1,279	29.49%	4,337
Unincorporated			
Poll Place	0		0
Vote by Mail	0		0
Mail Ballot	36	41.86%	86
Unincorporated - Total	36	41.86%	86
Cumulative			
Poll Place	0		0
Vote by Mail	0		0
Mail Ballot	0		0
Cumulative - Total	0		0
Cities - Total	1,315	29.73%	4,423
Unincorporated			
Unincorporated Area			
Poll Place	0		0
Vote by Mail	0		0
Mail Ballot	36	41.86%	86

District	Registered Voters
Mail Ballot	91
Unincorporated Area - Total	91
Unincorporated	
Poll Place	5,367
Vote by Mail	5,367
Mail Ballot	5,367
Unincorporated - Total	5,367
Cumulative	
Poll Place	0
Vote by Mail	0
Mail Ballot	0
Cumulative - Total	0
Unincorporated - Total	5,458

District	WENDY GONZALEZ		RUTH PICHARDO HARRIS	
Unincorporated Area - Total	19	22.09%	31	36.05%
Unincorporated				
Poll Place	315	55.85%	119	21.10%
Vote by Mail	1,740	46.12%	884	23.43%
Mail Ballot	0		0	
Unincorporated - Total	2,055	47.38%	1,003	23.13%
Cumulative				
Poll Place	0		0	
Vote by Mail	0		0	
Mail Ballot	0		0	
Cumulative - Total	0		0	
Unincorporated - Total	2,074	46.89%	1,034	23.38%

District	MONICA FRANETOVICH		Total Votes
Unincorporated Area - Total	36	41.86%	86
Unincorporated			
Poll Place	130	23.05%	564
Vote by Mail	1,149	30.45%	3,773
Mail Ballot	0		0
Unincorporated - Total	1,279	29.49%	4,337
Cumulative			
Poll Place	0		0
Vote by Mail	0		0
Mail Ballot	0		0
Cumulative - Total	0		0
Unincorporated - Total	1,315	29.73%	4,423

Beardsley School Board Member (Vote for 2)

District	Registered Voters
United States Representative	
21st Congressional District	
Poll Place	35
Vote by Mail	35
Mail Ballot	35
21st Congressional District - Total	35
23rd Congressional District	
Poll Place	7,891
Vote by Mail	7,891
Mail Ballot	7,891
23rd Congressional District - Total	7,891
Cumulative	
Poll Place	0
Vote by Mail	0
Mail Ballot	0
Cumulative - Total	0
United States Representative - Total	7,926
State Senator	
16th Senatorial District	
Poll Place	7,926
Vote by Mail	7,926
Mail Ballot	7,926
16th Senatorial District - Total	7,926
Cumulative	
Poll Place	0
Vote by Mail	0

District	CHARLENE BATTLES	DANIEL LITTLE
United States Representative		
21st Congressional District		
Poll Place	0	0
Vote by Mail	0	0
Mail Ballot	19 46.34%	7 17.07%
21st Congressional District - Total	19 46.34%	7 17.07%
23rd Congressional District		
Poll Place	320 38.42%	223 26.77%
Vote by Mail	2,103 40.50%	1,055 20.32%
Mail Ballot	182 39.91%	95 20.83%
23rd Congressional District - Total	2,605 40.19%	1,373 21.18%
Cumulative		
Poll Place	0	0
Vote by Mail	0	0
Mail Ballot	0	0
Cumulative - Total	0	0
United States Representative - Total	2,624 40.23%	1,380 21.16%
State Senator		
16th Senatorial District		
Poll Place	320 38.42%	223 26.77%
Vote by Mail	2,103 40.50%	1,055 20.32%
Mail Ballot	201 40.44%	102 20.52%
16th Senatorial District - Total	2,624 40.23%	1,380 21.16%
Cumulative		
Poll Place	0	0
Vote by Mail	0	0

291 of 3301

Exhibit F

District	GINA MOJICA RASMUSSEN		Total Votes
United States Representative			
21st Congressional District			
Poll Place	0		0
Vote by Mail	0		0
Mail Ballot	15	36.59%	41
21st Congressional District - Total	15	36.59%	41
23rd Congressional District			
Poll Place	290	34.81%	833
Vote by Mail	2,035	39.19%	5,193
Mail Ballot	179	39.25%	456
23rd Congressional District - Total	2,504	38.63%	6,482
Cumulative			
Poll Place	0		0
Vote by Mail	0		0
Mail Ballot	0		0
Cumulative - Total	0		0
United States Representative - Total	2,519	38.62%	6,523
State Senator			
16th Senatorial District			
Poll Place	290	34.81%	833
Vote by Mail	2,035	39.19%	5,193
Mail Ballot	194	39.03%	497
16th Senatorial District - Total	2,519	38.62%	6,523
Cumulative			
Poll Place	0		0
Vote by Mail	0		0

District	Registered Voters
Mail Ballot	0
Cumulative - Total	0
State Senator - Total	7,926
Member of the State Assembly	
26th Assembly District	
Poll Place	0
Vote by Mail	0
Mail Ballot	0
26th Assembly District - Total	0
32nd Assembly District	
Poll Place	35
Vote by Mail	35
Mail Ballot	35
32nd Assembly District - Total	35
34th Assembly District	
Poll Place	7,891
Vote by Mail	7,891
Mail Ballot	7,891
34th Assembly District - Total	7,891
Cumulative	
Poll Place	0
Vote by Mail	0
Mail Ballot	0
Cumulative - Total	0
Member of the State Assembly - Total	7,926
Board of Equalization (State)	
Board Of Equalization	
Poll Place	7,926

District	CHARLENE BATTLES		DANIEL LITTLE	
Mail Ballot	0		0	
Cumulative - Total	0		0	
State Senator - Total	2,624	40.23%	1,380	21.16%
Member of the State Assembly				
26th Assembly District				
Poll Place	0		0	
Vote by Mail	0		0	
Mail Ballot	0		0	
26th Assembly District - Total	0		0	
32nd Assembly District				
Poll Place	0		0	
Vote by Mail	0		0	
Mail Ballot	19	46.34%	7	17.07%
32nd Assembly District - Total	19	46.34%	7	17.07%
34th Assembly District				
Poll Place	320	38.42%	223	26.77%
Vote by Mail	2,103	40.50%	1,055	20.32%
Mail Ballot	182	39.91%	95	20.83%
34th Assembly District - Total	2,605	40.19%	1,373	21.18%
Cumulative				
Poll Place	0		0	
Vote by Mail	0		0	
Mail Ballot	0		0	
Cumulative - Total	0		0	
Member of the State Assembly - Total	2,624	40.23%	1,380	21.16%
Board of Equalization (State)				
Board Of Equalization				
Poll Place	320	38.42%	223	26.77%

District	GINA MOJICA RASMUSSEN		Total Votes
Mail Ballot	0		0
Cumulative - Total	0		0
State Senator - Total	2,519	38.62%	6,523
Member of the State Assembly			
26th Assembly District			
Poll Place	0		0
Vote by Mail	0		0
Mail Ballot	0		0
26th Assembly District - Total	0		0
32nd Assembly District			
Poll Place	0		0
Vote by Mail	0		0
Mail Ballot	15	36.59%	41
32nd Assembly District - Total	15	36.59%	41
34th Assembly District			
Poll Place	290	34.81%	833
Vote by Mail	2,035	39.19%	5,193
Mail Ballot	179	39.25%	456
34th Assembly District - Total	2,504	38.63%	6,482
Cumulative			
Poll Place	0		0
Vote by Mail	0		0
Mail Ballot	0		0
Cumulative - Total	0		0
Member of the State Assembly - Total	2,519	38.62%	6,523
Board of Equalization (State)			
Board Of Equalization			
Poll Place	290	34.81%	833

District	Registered Voters
Vote by Mail	7,926
Mail Ballot	7,926
Board Of Equalization - Total	7,926
Cumulative	
Poll Place	0
Vote by Mail	0
Mail Ballot	0
Cumulative - Total	0
Board of Equalization (State) - Total	7,926
County	
Kern County	
Poll Place	7,926
Vote by Mail	7,926
Mail Ballot	7,926
Kern County - Total	7,926
Cumulative	
Poll Place	0
Vote by Mail	0
Mail Ballot	0
Cumulative - Total	0
County - Total	7,926
County Supervisor	
1st Supervisorial District	
Poll Place	1,535
Vote by Mail	1,535
Mail Ballot	1,535
1st Supervisorial District - Total	1,535
3rd Supervisorial District	
Poll Place	6,356
Vote by Mail	6,356

District	CHARLENE BATTLES		DANIEL LITTLE	
Vote by Mail	2,103	40.50%	1,055	20.32%
Mail Ballot	201	40.44%	102	20.52%
Board Of Equalization - Total	2,624	40.23%	1,380	21.16%
Cumulative				
Poll Place	0		0	
Vote by Mail	0		0	
Mail Ballot	0		0	
Cumulative - Total	0		0	
Board of Equalization (State) - Total	2,624	40.23%	1,380	21.16%
County				
Kern County				
Poll Place	320	38.42%	223	26.77%
Vote by Mail	2,103	40.50%	1,055	20.32%
Mail Ballot	201	40.44%	102	20.52%
Kern County - Total	2,624	40.23%	1,380	21.16%
Cumulative				
Poll Place	0		0	
Vote by Mail	0		0	
Mail Ballot	0		0	
Cumulative - Total	0		0	
County - Total	2,624	40.23%	1,380	21.16%
County Supervisor				
1st Supervisorial District				
Poll Place	49	34.27%	34	23.78%
Vote by Mail	357	39.40%	184	20.31%
Mail Ballot	105	39.62%	56	21.13%
1st Supervisorial District - Total	511	38.89%	274	20.85%
3rd Supervisorial District				
Poll Place	271	39.28%	189	27.39%
Vote by Mail	1,746	40.73%	871	20.32%
Mail Ballot	77	40.31%	39	20.42%

District	GINA MOJICA RASMUSSEN		Total Votes
Vote by Mail	2,035	39.19%	5,193
Mail Ballot	194	39.03%	497
Board Of Equalization - Total	2,519	38.62%	6,523
Cumulative			
Poll Place	0		0
Vote by Mail	0		0
Mail Ballot	0		0
Cumulative - Total	0		0
Board of Equalization (State) - Total	2,519	38.62%	6,523
County			
Kern County			
Poll Place	290	34.81%	833
Vote by Mail	2,035	39.19%	5,193
Mail Ballot	194	39.03%	497
Kern County - Total	2,519	38.62%	6,523
Cumulative			
Poll Place	0		0
Vote by Mail	0		0
Mail Ballot	0		0
Cumulative - Total	0		0
County - Total	2,519	38.62%	6,523
County Supervisor			
1st Supervisorial District			
Poll Place	60	41.96%	143
Vote by Mail	365	40.29%	906
Mail Ballot	104	39.25%	265
1st Supervisorial District - Total	529	40.26%	1,314
3rd Supervisorial District			
Poll Place	230	33.33%	690
Vote by Mail	1,670	38.95%	4,287
Mail Ballot	75	39.27%	191

District	Registered Voters
Mail Ballot	6,356
3rd Supervisorial District - Total	6,356
4th Supervisorial District	
Poll Place	35
Vote by Mail	35
Mail Ballot	35
4th Supervisorial District - Total	35
Cumulative	
Poll Place	0
Vote by Mail	0
Mail Ballot	0
Cumulative - Total	0
County Supervisor - Total	7,926
Cities	
City of Bakersfield	
Poll Place	1,504
Vote by Mail	1,504
Mail Ballot	1,504
City of Bakersfield - Total	1,504
Unincorporated	
Poll Place	6,422
Vote by Mail	6,422
Mail Ballot	6,422
Unincorporated - Total	6,422
Cumulative	
Poll Place	0
Vote by Mail	0
Mail Ballot	0
Cumulative - Total	0
Cities - Total	7,926

District	CHARLENE BATTLES		DANIEL LITTLE	
3rd Supervisorial District - Total	2,094	40.52%	1,099	21.27%
4th Supervisorial District				
Poll Place	0		0	
Vote by Mail	0		0	
Mail Ballot	19	46.34%	7	17.07%
4th Supervisorial District - Total	19	46.34%	7	17.07%
Cumulative				
Poll Place	0		0	
Vote by Mail	0		0	
Mail Ballot	0		0	
Cumulative - Total	0		0	
County Supervisor - Total	2,624	40.23%	1,380	21.16%
Cities				
City of Bakersfield				
Poll Place	65	38.24%	39	22.94%
Vote by Mail	461	38.16%	204	16.89%
Mail Ballot	74	40.44%	35	19.13%
City of Bakersfield - Total	600	38.44%	278	17.81%
Unincorporated				
Poll Place	255	38.46%	184	27.75%
Vote by Mail	1,642	41.20%	851	21.36%
Mail Ballot	127	40.45%	67	21.34%
Unincorporated - Total	2,024	40.79%	1,102	22.21%
Cumulative				
Poll Place	0		0	
Vote by Mail	0		0	
Mail Ballot	0		0	
Cumulative - Total	0		0	
Cities - Total	2,624	40.23%	1,380	21.16%
Unincorporated				
Unincorporated Area				

District	GINA MOJICA RASMUSSEN		Total Votes
3rd Supervisorial District - Total	1,975	38.22%	5,168
4th Supervisorial District			
Poll Place	0		0
Vote by Mail	0		0
Mail Ballot	15	36.59%	41
4th Supervisorial District - Total	15	36.59%	41
Cumulative			
Poll Place	0		0
Vote by Mail	0		0
Mail Ballot	0		0
Cumulative - Total	0		0
County Supervisor - Total	2,519	38.62%	6,523
Cities			
City of Bakersfield			
Poll Place	66	38.82%	170
Vote by Mail	543	44.95%	1,208
Mail Ballot	74	40.44%	183
City of Bakersfield - Total	683	43.75%	1,561
Unincorporated			
Poll Place	224	33.79%	663
Vote by Mail	1,492	37.44%	3,985
Mail Ballot	120	38.22%	314
Unincorporated - Total	1,836	37.00%	4,962
Cumulative			
Poll Place	0		0
Vote by Mail	0		0
Mail Ballot	0		0
Cumulative - Total	0		0
Cities - Total	2,519	38.62%	6,523
Unincorporated			
Unincorporated Area			

District	Registered Voters
Unincorporated	
Unincorporated Area	
Poll Place	6,562
Vote by Mail	6,562
Mail Ballot	6,562
Unincorporated Area - Total	6,562
Unincorporated	
Poll Place	1,364
Vote by Mail	1,364
Mail Ballot	1,364
Unincorporated - Total	1,364
Cumulative	
Poll Place	0
Vote by Mail	0
Mail Ballot	0
Cumulative - Total	0
Unincorporated - Total	7,926

District	CHARLENE BATTLES		DANIEL LITTLE	
Poll Place	255	38.46%	184	27.75%
Vote by Mail	1,642	41.20%	851	21.36%
Mail Ballot	184	41.35%	91	20.45%
Unincorporated Area - Total	2,081	40.86%	1,126	22.11%
Unincorporated				
Poll Place	65	38.24%	39	22.94%
Vote by Mail	461	38.16%	204	16.89%
Mail Ballot	17	32.69%	11	21.15%
Unincorporated - Total	543	37.97%	254	17.76%
Cumulative				
Poll Place	0		0	
Vote by Mail	0		0	
Mail Ballot	0		0	
Cumulative - Total	0		0	
Unincorporated - Total	2,624	40.23%	1,380	21.16%

District	GINA MOJICA RASMUSSEN		Total Votes
Poll Place	224	33.79%	663
Vote by Mail	1,492	37.44%	3,985
Mail Ballot	170	38.20%	445
Unincorporated Area - Total	1,886	37.03%	5,093
Unincorporated			
Poll Place	66	38.82%	170
Vote by Mail	543	44.95%	1,208
Mail Ballot	24	46.15%	52
Unincorporated - Total	633	44.27%	1,430
Cumulative			
Poll Place	0		0
Vote by Mail	0		0
Mail Ballot	0		0
Cumulative - Total	0		0
Unincorporated - Total	2,519	38.62%	6,523

Delano Union School Board Member (Vote for 2)

District	Registered Voters
United States Representative	
21st Congressional District	
Poll Place	16,227
Vote by Mail	16,227
Mail Ballot	16,227
21st Congressional District - Total	16,227
23rd Congressional District	
Poll Place	14
Vote by Mail	14
Mail Ballot	14
23rd Congressional District - Total	14
Cumulative	
Poll Place	0
Vote by Mail	0
Mail Ballot	0
Cumulative - Total	0
United States Representative - Total	16,241
State Senator	
14th Senatorial District	
Poll Place	16,227
Vote by Mail	16,227
Mail Ballot	16,227
14th Senatorial District - Total	16,227
16th Senatorial District	
Poll Place	14
Vote by Mail	14

District	FRANK HERRERA JR.		MARGIE LUQUE FELIX	
United States Representative				
21st Congressional District				
Poll Place	706	43.37%	389	23.89%
Vote by Mail	4,993	38.23%	3,620	27.71%
Mail Ballot	160	36.61%	123	28.15%
21st Congressional District - Total	5,859	38.73%	4,132	27.32%
23rd Congressional District				
Poll Place	0		0	
Vote by Mail	0		0	
Mail Ballot	7	46.67%	4	26.67%
23rd Congressional District - Total	7	46.67%	4	26.67%
Cumulative				
Poll Place	0		0	
Vote by Mail	0		0	
Mail Ballot	0		0	
Cumulative - Total	0		0	
United States Representative - Total	5,866	38.74%	4,136	27.31%
State Senator				
14th Senatorial District				
Poll Place	706	43.37%	389	23.89%
Vote by Mail	4,993	38.23%	3,620	27.71%
Mail Ballot	160	36.61%	123	28.15%
14th Senatorial District - Total	5,859	38.73%	4,132	27.32%
16th Senatorial District				
Poll Place	0		0	
Vote by Mail	0		0	

301 of 3301

Exhibit F

District	SUZANNE VILLARUZ		Total Votes
United States Representative			
21st Congressional District			
Poll Place	533	32.74%	1,628
Vote by Mail	4,449	34.06%	13,062
Mail Ballot	154	35.24%	437
21st Congressional District - Total	5,136	33.95%	15,127
23rd Congressional District			
Poll Place	0		0
Vote by Mail	0		0
Mail Ballot	4	26.67%	15
23rd Congressional District - Total	4	26.67%	15
Cumulative			
Poll Place	0		0
Vote by Mail	0		0
Mail Ballot	0		0
Cumulative - Total	0		0
United States Representative - Total	5,140	33.95%	15,142
State Senator			
14th Senatorial District			
Poll Place	533	32.74%	1,628
Vote by Mail	4,449	34.06%	13,062
Mail Ballot	154	35.24%	437
14th Senatorial District - Total	5,136	33.95%	15,127
16th Senatorial District			
Poll Place	0		0
Vote by Mail	0		0

District	Registered Voters
Mail Ballot	14
16th Senatorial District - Total	14
Cumulative	
Poll Place	0
Vote by Mail	0
Mail Ballot	0
Cumulative - Total	0
State Senator - Total	16,241
Member of the State Assembly	
26th Assembly District	
Poll Place	14
Vote by Mail	14
Mail Ballot	14
26th Assembly District - Total	14
32nd Assembly District	
Poll Place	16,227
Vote by Mail	16,227
Mail Ballot	16,227
32nd Assembly District - Total	16,227
34th Assembly District	
Poll Place	0
Vote by Mail	0
Mail Ballot	0
34th Assembly District - Total	0
Cumulative	
Poll Place	0
Vote by Mail	0

District	FRANK HERRERA JR.		MARGIE LUQUE FELIX	
Mail Ballot	7	46.67%	4	26.67%
16th Senatorial District - Total	7	46.67%	4	26.67%
Cumulative				
Poll Place	0		0	
Vote by Mail	0		0	
Mail Ballot	0		0	
Cumulative - Total	0		0	
State Senator - Total	5,866	38.74%	4,136	27.31%
Member of the State Assembly				
26th Assembly District				
Poll Place	0		0	
Vote by Mail	0		0	
Mail Ballot	7	46.67%	4	26.67%
26th Assembly District - Total	7	46.67%	4	26.67%
32nd Assembly District				
Poll Place	706	43.37%	389	23.89%
Vote by Mail	4,993	38.23%	3,620	27.71%
Mail Ballot	160	36.61%	123	28.15%
32nd Assembly District - Total	5,859	38.73%	4,132	27.32%
34th Assembly District				
Poll Place	0		0	
Vote by Mail	0		0	
Mail Ballot	0		0	
34th Assembly District - Total	0		0	
Cumulative				
Poll Place	0		0	
Vote by Mail	0		0	

District	SUZANNE VILLARUZ		Total Votes
Mail Ballot	4	26.67%	15
16th Senatorial District - Total	4	26.67%	15
Cumulative			
Poll Place	0		0
Vote by Mail	0		0
Mail Ballot	0		0
Cumulative - Total	0		0
State Senator - Total	5,140	33.95%	15,142
Member of the State Assembly			
26th Assembly District			
Poll Place	0		0
Vote by Mail	0		0
Mail Ballot	4	26.67%	15
26th Assembly District - Total	4	26.67%	15
32nd Assembly District			
Poll Place	533	32.74%	1,628
Vote by Mail	4,449	34.06%	13,062
Mail Ballot	154	35.24%	437
32nd Assembly District - Total	5,136	33.95%	15,127
34th Assembly District			
Poll Place	0		0
Vote by Mail	0		0
Mail Ballot	0		0
34th Assembly District - Total	0		0
Cumulative			
Poll Place	0		0
Vote by Mail	0		0

District	Registered Voters
Mail Ballot	0
Cumulative - Total	0
Member of the State Assembly - Total	16,241
Board of Equalization (State)	
Board Of Equalization	
Poll Place	16,241
Vote by Mail	16,241
Mail Ballot	16,241
Board Of Equalization - Total	16,241
Cumulative	
Poll Place	0
Vote by Mail	0
Mail Ballot	0
Cumulative - Total	0
Board of Equalization (State) - Total	16,241
County	
Kern County	
Poll Place	16,241
Vote by Mail	16,241
Mail Ballot	16,241
Kern County - Total	16,241
Cumulative	
Poll Place	0
Vote by Mail	0
Mail Ballot	0
Cumulative - Total	0
County - Total	16,241

District	FRANK HERRERA JR.		MARGIE LUQUE FELIX	
Mail Ballot	0		0	
Cumulative - Total	0		0	
Member of the State Assembly - Total	5,866	38.74%	4,136	27.31%
Board of Equalization (State)				
Board Of Equalization				
Poll Place	706	43.37%	389	23.89%
Vote by Mail	4,993	38.23%	3,620	27.71%
Mail Ballot	167	36.95%	127	28.10%
Board Of Equalization - Total	5,866	38.74%	4,136	27.31%
Cumulative				
Poll Place	0		0	
Vote by Mail	0		0	
Mail Ballot	0		0	
Cumulative - Total	0		0	
Board of Equalization (State) - Total	5,866	38.74%	4,136	27.31%
County				
Kern County				
Poll Place	706	43.37%	389	23.89%
Vote by Mail	4,993	38.23%	3,620	27.71%
Mail Ballot	167	36.95%	127	28.10%
Kern County - Total	5,866	38.74%	4,136	27.31%
Cumulative				
Poll Place	0		0	
Vote by Mail	0		0	
Mail Ballot	0		0	
Cumulative - Total	0		0	
County - Total	5,866	38.74%	4,136	27.31%

District	SUZANNE VILLARUZ		Total Votes
Mail Ballot	0		0
Cumulative - Total	0		0
Member of the State Assembly - Total	5,140	33.95%	15,142
Board of Equalization (State)			
Board Of Equalization			
Poll Place	533	32.74%	1,628
Vote by Mail	4,449	34.06%	13,062
Mail Ballot	158	34.96%	452
Board Of Equalization - Total	5,140	33.95%	15,142
Cumulative			
Poll Place	0		0
Vote by Mail	0		0
Mail Ballot	0		0
Cumulative - Total	0		0
Board of Equalization (State) - Total	5,140	33.95%	15,142
County			
Kern County			
Poll Place	533	32.74%	1,628
Vote by Mail	4,449	34.06%	13,062
Mail Ballot	158	34.96%	452
Kern County - Total	5,140	33.95%	15,142
Cumulative			
Poll Place	0		0
Vote by Mail	0		0
Mail Ballot	0		0
Cumulative - Total	0		0
County - Total	5,140	33.95%	15,142

District	Registered Voters
County Supervisor	
1st Supervisorial District	
Poll Place	14
Vote by Mail	14
Mail Ballot	14
1st Supervisorial District - Total	14
4th Supervisorial District	
Poll Place	16,227
Vote by Mail	16,227
Mail Ballot	16,227
4th Supervisorial District - Total	16,227
Cumulative	
Poll Place	0
Vote by Mail	0
Mail Ballot	0
Cumulative - Total	0
County Supervisor - Total	16,241
Cities	
City of Delano	
Poll Place	15,670
Vote by Mail	15,670
Mail Ballot	15,670
City of Delano - Total	15,670
Unincorporated	
Poll Place	571
Vote by Mail	571
Mail Ballot	571
Unincorporated - Total	571
Cumulative	
Poll Place	0
Vote by Mail	0

District	FRANK HERRERA JR.		MARGIE LUQUE FELIX	
County Supervisor				
1st Supervisorial District				
Poll Place	0		0	
Vote by Mail	0		0	
Mail Ballot	7	46.67%	4	26.67%
1st Supervisorial District - Total	7	46.67%	4	26.67%
4th Supervisorial District				
Poll Place	706	43.37%	389	23.89%
Vote by Mail	4,993	38.23%	3,620	27.71%
Mail Ballot	160	36.61%	123	28.15%
4th Supervisorial District - Total	5,859	38.73%	4,132	27.32%
Cumulative				
Poll Place	0		0	
Vote by Mail	0		0	
Mail Ballot	0		0	
Cumulative - Total	0		0	
County Supervisor - Total	5,866	38.74%	4,136	27.31%
Cities				
City of Delano				
Poll Place	706	43.37%	389	23.89%
Vote by Mail	4,993	38.23%	3,620	27.71%
Mail Ballot	0	0.00%	1	50.00%
City of Delano - Total	5,699	38.79%	4,010	27.29%
Unincorporated				
Poll Place	0		0	
Vote by Mail	0		0	
Mail Ballot	167	37.11%	126	28.00%
Unincorporated - Total	167	37.11%	126	28.00%
Cumulative				
Poll Place	0		0	
Vote by Mail	0		0	

District	SUZANNE VILLARUZ		Total Votes
County Supervisor			
1st Supervisorial District			
Poll Place	0		0
Vote by Mail	0		0
Mail Ballot	4	26.67%	15
1st Supervisorial District - Total	4	26.67%	15
4th Supervisorial District			
Poll Place	533	32.74%	1,628
Vote by Mail	4,449	34.06%	13,062
Mail Ballot	154	35.24%	437
4th Supervisorial District - Total	5,136	33.95%	15,127
Cumulative			
Poll Place	0		0
Vote by Mail	0		0
Mail Ballot	0		0
Cumulative - Total	0		0
County Supervisor - Total	5,140	33.95%	15,142
Cities			
City of Delano			
Poll Place	533	32.74%	1,628
Vote by Mail	4,449	34.06%	13,062
Mail Ballot	1	50.00%	2
City of Delano - Total	4,983	33.92%	14,692
Unincorporated			
Poll Place	0		0
Vote by Mail	0		0
Mail Ballot	157	34.89%	450
Unincorporated - Total	157	34.89%	450
Cumulative			
Poll Place	0		0
Vote by Mail	0		0

District	Registered Voters
Mail Ballot	0
Cumulative - Total	0
Cities - Total	16,241
Unincorporated	
Unincorporated Area	
Poll Place	571
Vote by Mail	571
Mail Ballot	571
Unincorporated Area - Total	571
Unincorporated	
Poll Place	15,670
Vote by Mail	15,670
Mail Ballot	15,670
Unincorporated - Total	15,670
Cumulative	
Poll Place	0
Vote by Mail	0
Mail Ballot	0
Cumulative - Total	0
Unincorporated - Total	16,241

District	FRANK HERRERA JR.		MARGIE LUQUE FELIX	
Mail Ballot	0		0	
Cumulative - Total	0		0	
Cities - Total	5,866	38.74%	4,136	27.31%
Unincorporated				
Unincorporated Area				
Poll Place	0		0	
Vote by Mail	0		0	
Mail Ballot	167	37.11%	126	28.00%
Unincorporated Area - Total	167	37.11%	126	28.00%
Unincorporated				
Poll Place	706	43.37%	389	23.89%
Vote by Mail	4,993	38.23%	3,620	27.71%
Mail Ballot	0	0.00%	1	50.00%
Unincorporated - Total	5,699	38.79%	4,010	27.29%
Cumulative				
Poll Place	0		0	
Vote by Mail	0		0	
Mail Ballot	0		0	
Cumulative - Total	0		0	
Unincorporated - Total	5,866	38.74%	4,136	27.31%

District	SUZANNE VILLARUZ		Total Votes
Mail Ballot	0		0
Cumulative - Total	0		0
Cities - Total	5,140	33.95%	15,142
Unincorporated			
Unincorporated Area			
Poll Place	0		0
Vote by Mail	0		0
Mail Ballot	157	34.89%	450
Unincorporated Area - Total	157	34.89%	450
Unincorporated			
Poll Place	533	32.74%	1,628
Vote by Mail	4,449	34.06%	13,062
Mail Ballot	1	50.00%	2
Unincorporated - Total	4,983	33.92%	14,692
Cumulative			
Poll Place	0		0
Vote by Mail	0		0
Mail Ballot	0		0
Cumulative - Total	0		0
Unincorporated - Total	5,140	33.95%	15,142

Fairfax School Board Member (Vote for 2)

District	Registered Voters
United States Representative	
21st Congressional District	
Poll Place	5,628
Vote by Mail	5,628
Mail Ballot	5,628
21st Congressional District - Total	5,628
23rd Congressional District	
Poll Place	351
Vote by Mail	351
Mail Ballot	351
23rd Congressional District - Total	351
Cumulative	
Poll Place	0
Vote by Mail	0
Mail Ballot	0
Cumulative - Total	0
United States Representative - Total	5,979
State Senator	
14th Senatorial District	
Poll Place	5,628
Vote by Mail	5,628
Mail Ballot	5,628
14th Senatorial District - Total	5,628
16th Senatorial District	
Poll Place	351
Vote by Mail	351

District	CATHERINE ADAMS-TANGE		JOSE LUIS TAPIA	
United States Representative				
21st Congressional District				
Poll Place	58	13.18%	96	21.82%
Vote by Mail	357	10.17%	653	18.60%
Mail Ballot	93	11.20%	129	15.54%
21st Congressional District - Total	508	10.63%	878	18.37%
23rd Congressional District				
Poll Place	0		0	
Vote by Mail	0		0	
Mail Ballot	46	13.94%	47	14.24%
23rd Congressional District - Total	46	13.94%	47	14.24%
Cumulative				
Poll Place	0		0	
Vote by Mail	0		0	
Mail Ballot	0		0	
Cumulative - Total	0		0	
United States Representative - Total	554	10.84%	925	18.10%
State Senator				
14th Senatorial District				
Poll Place	58	13.18%	96	21.82%
Vote by Mail	357	10.17%	653	18.60%
Mail Ballot	93	11.20%	129	15.54%
14th Senatorial District - Total	508	10.63%	878	18.37%
16th Senatorial District				
Poll Place	0		0	
Vote by Mail	0		0	

District	VIRGINIA LAWSON		PALMIRA SALINAS		JAVIER G MORENO		MICHAEL VILLASENOR		Total Votes
United States Representative									
21st Congressional District									
Poll Place	134	30.45%	37	8.41%	64	14.55%	51	11.59%	440
Vote by Mail	1,190	33.90%	318	9.06%	608	17.32%	384	10.94%	3,510
Mail Ballot	279	33.61%	75	9.04%	162	19.52%	92	11.08%	830
21st Congressional District - Total	1,603	33.54%	430	9.00%	834	17.45%	527	11.03%	4,780
23rd Congressional District									
Poll Place	0		0		0		0		0
Vote by Mail	0		0		0		0		0
Mail Ballot	140	42.42%	17	5.15%	61	18.48%	19	5.76%	330
23rd Congressional District - Total	140	42.42%	17	5.15%	61	18.48%	19	5.76%	330
Cumulative									
Poll Place	0		0		0		0		0
Vote by Mail	0		0		0		0		0
Mail Ballot	0		0		0		0		0
Cumulative - Total	0		0		0		0		0
United States Representative - Total	1,743	34.11%	447	8.75%	895	17.51%	546	10.68%	5,110
State Senator									
14th Senatorial District									
Poll Place	134	30.45%	37	8.41%	64	14.55%	51	11.59%	440
Vote by Mail	1,190	33.90%	318	9.06%	608	17.32%	384	10.94%	3,510
Mail Ballot	279	33.61%	75	9.04%	162	19.52%	92	11.08%	830
14th Senatorial District - Total	1,603	33.54%	430	9.00%	834	17.45%	527	11.03%	4,780
16th Senatorial District									
Poll Place	0		0		0		0		0
Vote by Mail	0		0		0		0		0

District	Registered Voters
Mail Ballot	351
16th Senatorial District - Total	351
Cumulative	
Poll Place	0
Vote by Mail	0
Mail Ballot	0
Cumulative - Total	0
State Senator - Total	5,979
Member of the State Assembly	
32nd Assembly District	
Poll Place	5,628
Vote by Mail	5,628
Mail Ballot	5,628
32nd Assembly District - Total	5,628
34th Assembly District	
Poll Place	351
Vote by Mail	351
Mail Ballot	351
34th Assembly District - Total	351
Cumulative	
Poll Place	0
Vote by Mail	0
Mail Ballot	0
Cumulative - Total	0
Member of the State Assembly - Total	5,979
Board of Equalization (State)	
Board Of Equalization	
Poll Place	5,979

District	CATHERINE ADAMS-TANGE		JOSE LUIS TAPIA	
Mail Ballot	46	13.94%	47	14.24%
16th Senatorial District - Total	46	13.94%	47	14.24%
Cumulative				
Poll Place	0		0	
Vote by Mail	0		0	
Mail Ballot	0		0	
Cumulative - Total	0		0	
State Senator - Total	554	10.84%	925	18.10%
Member of the State Assembly				
32nd Assembly District				
Poll Place	58	13.18%	96	21.82%
Vote by Mail	357	10.17%	653	18.60%
Mail Ballot	93	11.20%	129	15.54%
32nd Assembly District - Total	508	10.63%	878	18.37%
34th Assembly District				
Poll Place	0		0	
Vote by Mail	0		0	
Mail Ballot	46	13.94%	47	14.24%
34th Assembly District - Total	46	13.94%	47	14.24%
Cumulative				
Poll Place	0		0	
Vote by Mail	0		0	
Mail Ballot	0		0	
Cumulative - Total	0		0	
Member of the State Assembly - Total	554	10.84%	925	18.10%
Board of Equalization (State)				
Board Of Equalization				
Poll Place	58	13.18%	96	21.82%

District	VIRGINIA LAWSON		PALMIRA SALINAS		JAVIER G MORENO		MICHAEL VILLASENOR		Total Votes
Mail Ballot	140	42.42%	17	5.15%	61	18.48%	19	5.76%	330
16th Senatorial District - Total	140	42.42%	17	5.15%	61	18.48%	19	5.76%	330
Cumulative									
Poll Place	0		0		0		0		0
Vote by Mail	0		0		0		0		0
Mail Ballot	0		0		0		0		0
Cumulative - Total	0		0		0		0		0
State Senator - Total	1,743	34.11%	447	8.75%	895	17.51%	546	10.68%	5,110
Member of the State Assembly									
32nd Assembly District									
Poll Place	134	30.45%	37	8.41%	64	14.55%	51	11.59%	440
Vote by Mail	1,190	33.90%	318	9.06%	608	17.32%	384	10.94%	3,510
Mail Ballot	279	33.61%	75	9.04%	162	19.52%	92	11.08%	830
32nd Assembly District - Total	1,603	33.54%	430	9.00%	834	17.45%	527	11.03%	4,780
34th Assembly District									
Poll Place	0		0		0		0		0
Vote by Mail	0		0		0		0		0
Mail Ballot	140	42.42%	17	5.15%	61	18.48%	19	5.76%	330
34th Assembly District - Total	140	42.42%	17	5.15%	61	18.48%	19	5.76%	330
Cumulative									
Poll Place	0		0		0		0		0
Vote by Mail	0		0		0		0		0
Mail Ballot	0		0		0		0		0
Cumulative - Total	0		0		0		0		0
Member of the State Assembly - Total	1,743	34.11%	447	8.75%	895	17.51%	546	10.68%	5,110
Board of Equalization (State)									
Board Of Equalization									
Poll Place	134	30.45%	37	8.41%	64	14.55%	51	11.59%	440

District	Registered Voters
Vote by Mail	5,979
Mail Ballot	5,979
Board Of Equalization - Total	5,979
Cumulative	
Poll Place	0
Vote by Mail	0
Mail Ballot	0
Cumulative - Total	0
Board of Equalization (State) - Total	5,979
County	
Kern County	
Poll Place	5,979
Vote by Mail	5,979
Mail Ballot	5,979
Kern County - Total	5,979
Cumulative	
Poll Place	0
Vote by Mail	0
Mail Ballot	0
Cumulative - Total	0
County - Total	5,979
County Supervisor	
2nd Supervisorial District	
Poll Place	248
Vote by Mail	248
Mail Ballot	248
2nd Supervisorial District - Total	248
5th Supervisorial District	
Poll Place	5,731
Vote by Mail	5,731

District	CATHERINE ADAMS-TANGE		JOSE LUIS TAPIA	
Vote by Mail	357	10.17%	653	18.60%
Mail Ballot	139	11.98%	176	15.17%
Board Of Equalization - Total	554	10.84%	925	18.10%
Cumulative				
Poll Place	0		0	
Vote by Mail	0		0	
Mail Ballot	0		0	
Cumulative - Total	0		0	
Board of Equalization (State) - Total	554	10.84%	925	18.10%
County				
Kern County				
Poll Place	58	13.18%	96	21.82%
Vote by Mail	357	10.17%	653	18.60%
Mail Ballot	139	11.98%	176	15.17%
Kern County - Total	554	10.84%	925	18.10%
Cumulative				
Poll Place	0		0	
Vote by Mail	0		0	
Mail Ballot	0		0	
Cumulative - Total	0		0	
County - Total	554	10.84%	925	18.10%
County Supervisor				
2nd Supervisorial District				
Poll Place	0		0	
Vote by Mail	0		0	
Mail Ballot	25	11.74%	42	19.72%
2nd Supervisorial District - Total	25	11.74%	42	19.72%
5th Supervisorial District				
Poll Place	58	13.18%	96	21.82%
Vote by Mail	357	10.17%	653	18.60%

District	VIRGINIA LAWSON		PALMIRA SALINAS		JAVIER G MORENO		MICHAEL VILLASENOR		Total Votes
Vote by Mail	1,190	33.90%	318	9.06%	608	17.32%	384	10.94%	3,510
Mail Ballot	419	36.12%	92	7.93%	223	19.22%	111	9.57%	1,160
Board Of Equalization - Total	1,743	34.11%	447	8.75%	895	17.51%	546	10.68%	5,110
Cumulative									
Poll Place	0		0		0		0		0
Vote by Mail	0		0		0		0		0
Mail Ballot	0		0		0		0		0
Cumulative - Total	0		0		0		0		0
Board of Equalization (State) - Total	1,743	34.11%	447	8.75%	895	17.51%	546	10.68%	5,110
County									
Kern County									
Poll Place	134	30.45%	37	8.41%	64	14.55%	51	11.59%	440
Vote by Mail	1,190	33.90%	318	9.06%	608	17.32%	384	10.94%	3,510
Mail Ballot	419	36.12%	92	7.93%	223	19.22%	111	9.57%	1,160
Kern County - Total	1,743	34.11%	447	8.75%	895	17.51%	546	10.68%	5,110
Cumulative									
Poll Place	0		0		0		0		0
Vote by Mail	0		0		0		0		0
Mail Ballot	0		0		0		0		0
Cumulative - Total	0		0		0		0		0
County - Total	1,743	34.11%	447	8.75%	895	17.51%	546	10.68%	5,110
County Supervisor									
2nd Supervisorial District									
Poll Place	0		0		0		0		0
Vote by Mail	0		0		0		0		0
Mail Ballot	66	30.99%	18	8.45%	36	16.90%	26	12.21%	213
2nd Supervisorial District - Total	66	30.99%	18	8.45%	36	16.90%	26	12.21%	213
5th Supervisorial District									
Poll Place	134	30.45%	37	8.41%	64	14.55%	51	11.59%	440
Vote by Mail	1,190	33.90%	318	9.06%	608	17.32%	384	10.94%	3,510

District	Registered Voters
Mail Ballot	5,731
5th Supervisorial District - Total	5,731
Cumulative	
Poll Place	0
Vote by Mail	0
Mail Ballot	0
Cumulative - Total	0
County Supervisor - Total	5,979
Cities	
City of Bakersfield	
Poll Place	2,443
Vote by Mail	2,443
Mail Ballot	2,443
City of Bakersfield - Total	2,443
Unincorporated	
Poll Place	3,536
Vote by Mail	3,536
Mail Ballot	3,536
Unincorporated - Total	3,536
Cumulative	
Poll Place	0
Vote by Mail	0
Mail Ballot	0
Cumulative - Total	0
Cities - Total	5,979
Unincorporated	
Unincorporated Area	
Poll Place	3,536
Vote by Mail	3,536

District	CATHERINE ADAMS-TANGE		JOSE LUIS TAPIA	
Mail Ballot	114	12.04%	134	14.15%
5th Supervisorial District - Total	529	10.80%	883	18.03%
Cumulative				
Poll Place	0		0	
Vote by Mail	0		0	
Mail Ballot	0		0	
Cumulative - Total	0		0	
County Supervisor - Total	554	10.84%	925	18.10%
Cities				
City of Bakersfield				
Poll Place	18	10.17%	36	20.34%
Vote by Mail	203	10.72%	345	18.22%
Mail Ballot	0		0	
City of Bakersfield - Total	221	10.67%	381	18.40%
Unincorporated				
Poll Place	40	15.21%	60	22.81%
Vote by Mail	154	9.53%	308	19.06%
Mail Ballot	139	11.98%	176	15.17%
Unincorporated - Total	333	10.96%	544	17.90%
Cumulative				
Poll Place	0		0	
Vote by Mail	0		0	
Mail Ballot	0		0	
Cumulative - Total	0		0	
Cities - Total	554	10.84%	925	18.10%
Unincorporated				
Unincorporated Area				
Poll Place	40	15.21%	60	22.81%
Vote by Mail	154	9.53%	308	19.06%
Mail Ballot	139	11.98%	176	15.17%

District	VIRGINIA LAWSON		PALMIRA SALINAS		JAVIER G MORENO		MICHAEL VILLASENOR		Total Votes
Mail Ballot	353	37.28%	74	7.81%	187	19.75%	85	8.98%	947
5th Supervisorial District - Total	1,677	34.25%	429	8.76%	859	17.54%	520	10.62%	4,897
Cumulative									
Poll Place	0		0		0		0		0
Vote by Mail	0		0		0		0		0
Mail Ballot	0		0		0		0		0
Cumulative - Total	0		0		0		0		0
County Supervisor - Total	1,743	34.11%	447	8.75%	895	17.51%	546	10.68%	5,110
Cities									
City of Bakersfield									
Poll Place	54	30.51%	17	9.60%	32	18.08%	20	11.30%	177
Vote by Mail	643	33.95%	186	9.82%	320	16.90%	197	10.40%	1,894
Mail Ballot	0		0		0		0		0
City of Bakersfield - Total	697	33.66%	203	9.80%	352	17.00%	217	10.48%	2,071
Unincorporated									
Poll Place	80	30.42%	20	7.60%	32	12.17%	31	11.79%	263
Vote by Mail	547	33.85%	132	8.17%	288	17.82%	187	11.57%	1,616
Mail Ballot	419	36.12%	92	7.93%	223	19.22%	111	9.57%	1,160
Unincorporated - Total	1,046	34.42%	244	8.03%	543	17.87%	329	10.83%	3,039
Cumulative									
Poll Place	0		0		0		0		0
Vote by Mail	0		0		0		0		0
Mail Ballot	0		0		0		0		0
Cumulative - Total	0		0		0		0		0
Cities - Total	1,743	34.11%	447	8.75%	895	17.51%	546	10.68%	5,110
Unincorporated									
Unincorporated Area									
Poll Place	80	30.42%	20	7.60%	32	12.17%	31	11.79%	263
Vote by Mail	547	33.85%	132	8.17%	288	17.82%	187	11.57%	1,616
Mail Ballot	419	36.12%	92	7.93%	223	19.22%	111	9.57%	1,160

District	Registered Voters
Mail Ballot	3,536
Unincorporated Area - Total	3,536
Unincorporated	
Poll Place	2,443
Vote by Mail	2,443
Mail Ballot	2,443
Unincorporated - Total	2,443
Cumulative	
Poll Place	0
Vote by Mail	0
Mail Ballot	0
Cumulative - Total	0
Unincorporated - Total	5,979

District	CATHERINE ADAMS-TANGE		JOSE LUIS TAPIA	
Unincorporated Area - Total	333	10.96%	544	17.90%
Unincorporated				
Poll Place	18	10.17%	36	20.34%
Vote by Mail	203	10.72%	345	18.22%
Mail Ballot	0		0	
Unincorporated - Total	221	10.67%	381	18.40%
Cumulative				
Poll Place	0		0	
Vote by Mail	0		0	
Mail Ballot	0		0	
Cumulative - Total	0		0	
Unincorporated - Total	554	10.84%	925	18.10%

District	VIRGINIA LAWSON		PALMIRA SALINAS		JAVIER G MORENO		MICHAEL VILLASENOR		Total Votes
Unincorporated Area - Total	1,046	34.42%	244	8.03%	543	17.87%	329	10.83%	3,039
Unincorporated									
Poll Place	54	30.51%	17	9.60%	32	18.08%	20	11.30%	177
Vote by Mail	643	33.95%	186	9.82%	320	16.90%	197	10.40%	1,894
Mail Ballot	0		0		0		0		0
Unincorporated - Total	697	33.66%	203	9.80%	352	17.00%	217	10.48%	2,071
Cumulative									
Poll Place	0		0		0		0		0
Vote by Mail	0		0		0		0		0
Mail Ballot	0		0		0		0		0
Cumulative - Total	0		0		0		0		0
Unincorporated - Total	1,743	34.11%	447	8.75%	895	17.51%	546	10.68%	5,110

Lamont School Board Member (Vote for 2)

District	Registered Voters
United States Representative	
21st Congressional District	
Poll Place	4,376
Vote by Mail	4,376
Mail Ballot	4,376
21st Congressional District - Total	4,376
Cumulative	
Poll Place	0
Vote by Mail	0
Mail Ballot	0
Cumulative - Total	0
United States Representative - Total	4,376
State Senator	
14th Senatorial District	
Poll Place	4,376
Vote by Mail	4,376
Mail Ballot	4,376
14th Senatorial District - Total	4,376
16th Senatorial District	
Poll Place	0
Vote by Mail	0
Mail Ballot	0
16th Senatorial District - Total	0
Cumulative	
Poll Place	0
Vote by Mail	0

District	ERNESTO "EL CAMPEON" GARAY		MARGIE PEOPLES	
United States Representative				
21st Congressional District				
Poll Place	152	41.76%	90	24.73%
Vote by Mail	818	34.38%	685	28.79%
Mail Ballot	179	30.70%	175	30.02%
21st Congressional District - Total	1,149	34.55%	950	28.56%
Cumulative				
Poll Place	0		0	
Vote by Mail	0		0	
Mail Ballot	0		0	
Cumulative - Total	0		0	
United States Representative - Total	1,149	34.55%	950	28.56%
State Senator				
14th Senatorial District				
Poll Place	152	41.76%	90	24.73%
Vote by Mail	818	34.38%	685	28.79%
Mail Ballot	179	30.70%	175	30.02%
14th Senatorial District - Total	1,149	34.55%	950	28.56%
16th Senatorial District				
Poll Place	0		0	
Vote by Mail	0		0	
Mail Ballot	0		0	
16th Senatorial District - Total	0		0	
Cumulative				
Poll Place	0		0	
Vote by Mail	0		0	

District	EVELYN VELASQUEZ		Total Votes
United States Representative			
21st Congressional District			
Poll Place	122	33.52%	364
Vote by Mail	876	36.82%	2,379
Mail Ballot	229	39.28%	583
21st Congressional District - Total	1,227	36.89%	3,326
Cumulative			
Poll Place	0		0
Vote by Mail	0		0
Mail Ballot	0		0
Cumulative - Total	0		0
United States Representative - Total	1,227	36.89%	3,326
State Senator			
14th Senatorial District			
Poll Place	122	33.52%	364
Vote by Mail	876	36.82%	2,379
Mail Ballot	229	39.28%	583
14th Senatorial District - Total	1,227	36.89%	3,326
16th Senatorial District			
Poll Place	0		0
Vote by Mail	0		0
Mail Ballot	0		0
16th Senatorial District - Total	0		0
Cumulative			
Poll Place	0		0
Vote by Mail	0		0

District	Registered Voters
Mail Ballot	0
Cumulative - Total	0
State Senator - Total	4,376
Member of the State Assembly	
32nd Assembly District	
Poll Place	4,376
Vote by Mail	4,376
Mail Ballot	4,376
32nd Assembly District - Total	4,376
34th Assembly District	
Poll Place	0
Vote by Mail	0
Mail Ballot	0
34th Assembly District - Total	0
Cumulative	
Poll Place	0
Vote by Mail	0
Mail Ballot	0
Cumulative - Total	0
Member of the State Assembly - Total	4,376
Board of Equalization (State)	
Board Of Equalization	
Poll Place	4,376
Vote by Mail	4,376
Mail Ballot	4,376
Board Of Equalization - Total	4,376
Cumulative	
Poll Place	0

District	ERNESTO "EL CAMPEON" GARAY		MARGIE PEOPLES	
Mail Ballot	0		0	
Cumulative - Total	0		0	
State Senator - Total	1,149	34.55%	950	28.56%
Member of the State Assembly				
32nd Assembly District				
Poll Place	152	41.76%	90	24.73%
Vote by Mail	818	34.38%	685	28.79%
Mail Ballot	179	30.70%	175	30.02%
32nd Assembly District - Total	1,149	34.55%	950	28.56%
34th Assembly District				
Poll Place	0		0	
Vote by Mail	0		0	
Mail Ballot	0		0	
34th Assembly District - Total	0		0	
Cumulative				
Poll Place	0		0	
Vote by Mail	0		0	
Mail Ballot	0		0	
Cumulative - Total	0		0	
Member of the State Assembly - Total	1,149	34.55%	950	28.56%
Board of Equalization (State)				
Board Of Equalization				
Poll Place	152	41.76%	90	24.73%
Vote by Mail	818	34.38%	685	28.79%
Mail Ballot	179	30.70%	175	30.02%
Board Of Equalization - Total	1,149	34.55%	950	28.56%
Cumulative				
Poll Place	0		0	

District	EVELYN VELASQUEZ		Total Votes
Mail Ballot	0		0
Cumulative - Total	0		0
State Senator - Total	1,227	36.89%	3,326
Member of the State Assembly			
32nd Assembly District			
Poll Place	122	33.52%	364
Vote by Mail	876	36.82%	2,379
Mail Ballot	229	39.28%	583
32nd Assembly District - Total	1,227	36.89%	3,326
34th Assembly District			
Poll Place	0		0
Vote by Mail	0		0
Mail Ballot	0		0
34th Assembly District - Total	0		0
Cumulative			
Poll Place	0		0
Vote by Mail	0		0
Mail Ballot	0		0
Cumulative - Total	0		0
Member of the State Assembly - Total	1,227	36.89%	3,326
Board of Equalization (State)			
Board Of Equalization			
Poll Place	122	33.52%	364
Vote by Mail	876	36.82%	2,379
Mail Ballot	229	39.28%	583
Board Of Equalization - Total	1,227	36.89%	3,326
Cumulative			
Poll Place	0		0

District	Registered Voters
Vote by Mail	0
Mail Ballot	0
Cumulative - Total	0
Board of Equalization (State) - Total	4,376
County	
Kern County	
Poll Place	4,376
Vote by Mail	4,376
Mail Ballot	4,376
Kern County - Total	4,376
Cumulative	
Poll Place	0
Vote by Mail	0
Mail Ballot	0
Cumulative - Total	0
County - Total	4,376
County Supervisor	
2nd Supervisorial District	
Poll Place	675
Vote by Mail	675
Mail Ballot	675
2nd Supervisorial District - Total	675
4th Supervisorial District	
Poll Place	3,701
Vote by Mail	3,701
Mail Ballot	3,701
4th Supervisorial District - Total	3,701
Cumulative	
Poll Place	0
Vote by Mail	0

District	ERNESTO "EL CAMPEON" GARAY		MARGIE PEOPLES	
Vote by Mail	0		0	
Mail Ballot	0		0	
Cumulative - Total	0		0	
Board of Equalization (State) - Total	1,149	34.55%	950	28.56%
County				
Kern County				
Poll Place	152	41.76%	90	24.73%
Vote by Mail	818	34.38%	685	28.79%
Mail Ballot	179	30.70%	175	30.02%
Kern County - Total	1,149	34.55%	950	28.56%
Cumulative				
Poll Place	0		0	
Vote by Mail	0		0	
Mail Ballot	0		0	
Cumulative - Total	0		0	
County - Total	1,149	34.55%	950	28.56%
County Supervisor				
2nd Supervisorial District				
Poll Place	0		0	
Vote by Mail	0		0	
Mail Ballot	171	30.65%	167	29.93%
2nd Supervisorial District - Total	171	30.65%	167	29.93%
4th Supervisorial District				
Poll Place	152	41.76%	90	24.73%
Vote by Mail	818	34.38%	685	28.79%
Mail Ballot	8	32.00%	8	32.00%
4th Supervisorial District - Total	978	35.33%	783	28.29%
Cumulative				
Poll Place	0		0	

District	EVELYN VELASQUEZ		Total Votes
Vote by Mail	0		0
Mail Ballot	0		0
Cumulative - Total	0		0
Board of Equalization (State) - Total	1,227	36.89%	3,326
County			
Kern County			
Poll Place	122	33.52%	364
Vote by Mail	876	36.82%	2,379
Mail Ballot	229	39.28%	583
Kern County - Total	1,227	36.89%	3,326
Cumulative			
Poll Place	0		0
Vote by Mail	0		0
Mail Ballot	0		0
Cumulative - Total	0		0
County - Total	1,227	36.89%	3,326
County Supervisor			
2nd Supervisorial District			
Poll Place	0		0
Vote by Mail	0		0
Mail Ballot	220	39.43%	558
2nd Supervisorial District - Total	220	39.43%	558
4th Supervisorial District			
Poll Place	122	33.52%	364
Vote by Mail	876	36.82%	2,379
Mail Ballot	9	36.00%	25
4th Supervisorial District - Total	1,007	36.38%	2,768
Cumulative			
Poll Place	0		0

District	Registered Voters
Mail Ballot	0
Cumulative - Total	0
County Supervisor - Total	4,376
Cities	
City of Bakersfield	
Poll Place	0
Vote by Mail	0
Mail Ballot	0
City of Bakersfield - Total	0
Unincorporated	
Poll Place	4,376
Vote by Mail	4,376
Mail Ballot	4,376
Unincorporated - Total	4,376
Cumulative	
Poll Place	0
Vote by Mail	0
Mail Ballot	0
Cumulative - Total	0
Cities - Total	4,376
Unincorporated	
Unincorporated Area	
Poll Place	4,376
Vote by Mail	4,376
Mail Ballot	4,376
Unincorporated Area - Total	4,376
Unincorporated	
Poll Place	0
Vote by Mail	0
Mail Ballot	0
Unincorporated - Total	0

District	ERNESTO "EL CAMPEON" GARAY		MARGIE PEOPLES	
Vote by Mail	0		0	
Mail Ballot	0		0	
Cumulative - Total	0		0	
County Supervisor - Total	1,149	34.55%	950	28.56%
Cities				
City of Bakersfield				
Poll Place	0		0	
Vote by Mail	0		0	
Mail Ballot	0		0	
City of Bakersfield - Total	0		0	
Unincorporated				
Poll Place	152	41.76%	90	24.73%
Vote by Mail	818	34.38%	685	28.79%
Mail Ballot	179	30.70%	175	30.02%
Unincorporated - Total	1,149	34.55%	950	28.56%
Cumulative				
Poll Place	0		0	
Vote by Mail	0		0	
Mail Ballot	0		0	
Cumulative - Total	0		0	
Cities - Total	1,149	34.55%	950	28.56%
Unincorporated				
Unincorporated Area				
Poll Place	152	41.76%	90	24.73%
Vote by Mail	818	34.38%	685	28.79%
Mail Ballot	179	30.70%	175	30.02%
Unincorporated Area - Total	1,149	34.55%	950	28.56%
Unincorporated				
Poll Place	0		0	
Vote by Mail	0		0	
Mail Ballot	0		0	
Unincorporated - Total	0		0	

327 of 3301

Exhibit F

District	EVELYN VELASQUEZ		Total Votes
Vote by Mail	0		0
Mail Ballot	0		0
Cumulative - Total	0		0
County Supervisor - Total	1,227	36.89%	3,326
Cities			
City of Bakersfield			
Poll Place	0		0
Vote by Mail	0		0
Mail Ballot	0		0
City of Bakersfield - Total	0		0
Unincorporated			
Poll Place	122	33.52%	364
Vote by Mail	876	36.82%	2,379
Mail Ballot	229	39.28%	583
Unincorporated - Total	1,227	36.89%	3,326
Cumulative			
Poll Place	0		0
Vote by Mail	0		0
Mail Ballot	0		0
Cumulative - Total	0		0
Cities - Total	1,227	36.89%	3,326
Unincorporated			
Unincorporated Area			
Poll Place	122	33.52%	364
Vote by Mail	876	36.82%	2,379
Mail Ballot	229	39.28%	583
Unincorporated Area - Total	1,227	36.89%	3,326
Unincorporated			
Poll Place	0		0
Vote by Mail	0		0
Mail Ballot	0		0
Unincorporated - Total	0		0

District	Registered Voters
Cumulative	
Poll Place	0
Vote by Mail	0
Mail Ballot	0
Cumulative - Total	0
Unincorporated - Total	4,376

District	ERNESTO "EL CAMPEON" GARAY		MARGIE PEOPLES	
Cumulative				
Poll Place	0		0	
Vote by Mail	0		0	
Mail Ballot	0		0	
Cumulative - Total	0		0	
Unincorporated - Total	1,149	34.55%	950	28.56%

District	EVELYN VELASQUEZ		Total Votes
Cumulative			
Poll Place	0		0
Vote by Mail	0		0
Mail Ballot	0		0
Cumulative - Total	0		0
Unincorporated - Total	1,227	36.89%	3,326

Maple School Board Member (Vote for 1)

District	Registered Voters
United States Representative	
21st Congressional District	
Poll Place	243
Vote by Mail	243
Mail Ballot	243
21st Congressional District - Total	243
Cumulative	
Poll Place	0
Vote by Mail	0
Mail Ballot	0
Cumulative - Total	0
United States Representative - Total	243
State Senator	
14th Senatorial District	
Poll Place	243
Vote by Mail	243
Mail Ballot	243
14th Senatorial District - Total	243
Cumulative	
Poll Place	0
Vote by Mail	0
Mail Ballot	0
Cumulative - Total	0
State Senator - Total	243
Member of the State Assembly	
32nd Assembly District	
Poll Place	243

District	RANDY BLOEMHOF		TY ROGERS		Total Votes
United States Representative					
21st Congressional District					
Poll Place	0		0		0
Vote by Mail	0		0		0
Mail Ballot	147	76.96%	44	23.04%	191
21st Congressional District - Total	147	76.96%	44	23.04%	191
Cumulative					
Poll Place	0		0		0
Vote by Mail	0		0		0
Mail Ballot	0		0		0
Cumulative - Total	0		0		0
United States Representative - Total	147	76.96%	44	23.04%	191
State Senator					
14th Senatorial District					
Poll Place	0		0		0
Vote by Mail	0		0		0
Mail Ballot	147	76.96%	44	23.04%	191
14th Senatorial District - Total	147	76.96%	44	23.04%	191
Cumulative					
Poll Place	0		0		0
Vote by Mail	0		0		0
Mail Ballot	0		0		0
Cumulative - Total	0		0		0
State Senator - Total	147	76.96%	44	23.04%	191
Member of the State Assembly					
32nd Assembly District					
Poll Place	0		0		0

331 of 3301

Exhibit F

District	Registered Voters
Vote by Mail	243
Mail Ballot	243
32nd Assembly District - Total	243
Cumulative	
Poll Place	0
Vote by Mail	0
Mail Ballot	0
Cumulative - Total	0
Member of the State Assembly - Total	243
Board of Equalization (State)	
Board Of Equalization	
Poll Place	243
Vote by Mail	243
Mail Ballot	243
Board Of Equalization - Total	243
Cumulative	
Poll Place	0
Vote by Mail	0
Mail Ballot	0
Cumulative - Total	0
Board of Equalization (State) - Total	243
County	
Kern County	
Poll Place	243
Vote by Mail	243
Mail Ballot	243
Kern County - Total	243
Cumulative	
Poll Place	0
Vote by Mail	0

District	RANDY BLOEMHOF		TY ROGERS		Total Votes
Vote by Mail	0		0		0
Mail Ballot	147	76.96%	44	23.04%	191
32nd Assembly District - Total	147	76.96%	44	23.04%	191
Cumulative					
Poll Place	0		0		0
Vote by Mail	0		0		0
Mail Ballot	0		0		0
Cumulative - Total	0		0		0
Member of the State Assembly - Total	147	76.96%	44	23.04%	191
Board of Equalization (State)					
Board Of Equalization					
Poll Place	0		0		0
Vote by Mail	0		0		0
Mail Ballot	147	76.96%	44	23.04%	191
Board Of Equalization - Total	147	76.96%	44	23.04%	191
Cumulative					
Poll Place	0		0		0
Vote by Mail	0		0		0
Mail Ballot	0		0		0
Cumulative - Total	0		0		0
Board of Equalization (State) - Total	147	76.96%	44	23.04%	191
County					
Kern County					
Poll Place	0		0		0
Vote by Mail	0		0		0
Mail Ballot	147	76.96%	44	23.04%	191
Kern County - Total	147	76.96%	44	23.04%	191
Cumulative					
Poll Place	0		0		0
Vote by Mail	0		0		0

332 of 3301

Exhibit F

District	Registered Voters
Mail Ballot	0
Cumulative - Total	0
County - Total	243
County Supervisor	
4th Supervisorial District	
Poll Place	243
Vote by Mail	243
Mail Ballot	243
4th Supervisorial District - Total	243
Cumulative	
Poll Place	0
Vote by Mail	0
Mail Ballot	0
Cumulative - Total	0
County Supervisor - Total	243
Cities	
Unincorporated	
Poll Place	243
Vote by Mail	243
Mail Ballot	243
Unincorporated - Total	243
Cumulative	
Poll Place	0
Vote by Mail	0
Mail Ballot	0
Cumulative - Total	0
Cities - Total	243
Unincorporated	
Unincorporated Area	
Poll Place	243

District	RANDY BLOEMHOF		TY ROGERS		Total Votes
Mail Ballot	0		0		0
Cumulative - Total	0		0		0
County - Total	147	76.96%	44	23.04%	191
County Supervisor					
4th Supervisorial District					
Poll Place	0		0		0
Vote by Mail	0		0		0
Mail Ballot	147	76.96%	44	23.04%	191
4th Supervisorial District - Total	147	76.96%	44	23.04%	191
Cumulative					
Poll Place	0		0		0
Vote by Mail	0		0		0
Mail Ballot	0		0		0
Cumulative - Total	0		0		0
County Supervisor - Total	147	76.96%	44	23.04%	191
Cities					
Unincorporated					
Poll Place	0		0		0
Vote by Mail	0		0		0
Mail Ballot	147	76.96%	44	23.04%	191
Unincorporated - Total	147	76.96%	44	23.04%	191
Cumulative					
Poll Place	0		0		0
Vote by Mail	0		0		0
Mail Ballot	0		0		0
Cumulative - Total	0		0		0
Cities - Total	147	76.96%	44	23.04%	191
Unincorporated					
Unincorporated Area					
Poll Place	0		0		0

District	Registered Voters
Vote by Mail	243
Mail Ballot	243
Unincorporated Area - Total	243
Cumulative	
Poll Place	0
Vote by Mail	0
Mail Ballot	0
Cumulative - Total	0
Unincorporated - Total	243

District	RANDY BLOEMHOF		TY ROGERS		Total Votes
Vote by Mail	0		0		0
Mail Ballot	147	76.96%	44	23.04%	191
Unincorporated Area - Total	147	76.96%	44	23.04%	191
Cumulative					
Poll Place	0		0		0
Vote by Mail	0		0		0
Mail Ballot	0		0		0
Cumulative - Total	0		0		0
Unincorporated - Total	147	76.96%	44	23.04%	191

McKittrick School Board Member (Vote for 1)

District	Registered Voters
United States Representative	
21st Congressional District	
Poll Place	0
Vote by Mail	0
Mail Ballot	0
21st Congressional District - Total	0
23rd Congressional District	
Poll Place	88
Vote by Mail	88
Mail Ballot	88
23rd Congressional District - Total	88
Cumulative	
Poll Place	0
Vote by Mail	0
Mail Ballot	0
Cumulative - Total	0
United States Representative - Total	88
State Senator	
14th Senatorial District	
Poll Place	0
Vote by Mail	0
Mail Ballot	0
14th Senatorial District - Total	0
16th Senatorial District	
Poll Place	88
Vote by Mail	88

District	CARL F TWISSELMAN III		JULIA SAGASER MORRIS	
United States Representative				
21st Congressional District				
Poll Place	0		0	
Vote by Mail	0		0	
Mail Ballot	0		0	
21st Congressional District - Total	0		0	
23rd Congressional District				
Poll Place	0		0	
Vote by Mail	0		0	
Mail Ballot	25	38.46%	23	35.38%
23rd Congressional District - Total	25	38.46%	23	35.38%
Cumulative				
Poll Place	0		0	
Vote by Mail	0		0	
Mail Ballot	0		0	
Cumulative - Total	0		0	
United States Representative - Total	25	38.46%	23	35.38%
State Senator				
14th Senatorial District				
Poll Place	0		0	
Vote by Mail	0		0	
Mail Ballot	0		0	
14th Senatorial District - Total	0		0	
16th Senatorial District				
Poll Place	0		0	
Vote by Mail	0		0	

District	GEORGE DENNIS MURPHY		Total Votes
United States Representative			
21st Congressional District			
Poll Place	0		0
Vote by Mail	0		0
Mail Ballot	0		0
21st Congressional District - Total	0		0
23rd Congressional District			
Poll Place	0		0
Vote by Mail	0		0
Mail Ballot	17	26.15%	65
23rd Congressional District - Total	17	26.15%	65
Cumulative			
Poll Place	0		0
Vote by Mail	0		0
Mail Ballot	0		0
Cumulative - Total	0		0
United States Representative - Total	17	26.15%	65
State Senator			
14th Senatorial District			
Poll Place	0		0
Vote by Mail	0		0
Mail Ballot	0		0
14th Senatorial District - Total	0		0
16th Senatorial District			
Poll Place	0		0
Vote by Mail	0		0

District	Registered Voters
Mail Ballot	88
16th Senatorial District - Total	88
Cumulative	
Poll Place	0
Vote by Mail	0
Mail Ballot	0
Cumulative - Total	0
State Senator - Total	88
Member of the State Assembly	
32nd Assembly District	
Poll Place	0
Vote by Mail	0
Mail Ballot	0
32nd Assembly District - Total	0
34th Assembly District	
Poll Place	88
Vote by Mail	88
Mail Ballot	88
34th Assembly District - Total	88
Cumulative	
Poll Place	0
Vote by Mail	0
Mail Ballot	0
Cumulative - Total	0
Member of the State Assembly - Total	88
Board of Equalization (State)	
Board Of Equalization	
Poll Place	88

District	CARL F TWISSELMAN III		JULIA SAGASER MORRIS	
Mail Ballot	25	38.46%	23	35.38%
16th Senatorial District - Total	25	38.46%	23	35.38%
Cumulative				
Poll Place	0		0	
Vote by Mail	0		0	
Mail Ballot	0		0	
Cumulative - Total	0		0	
State Senator - Total	25	38.46%	23	35.38%
Member of the State Assembly				
32nd Assembly District				
Poll Place	0		0	
Vote by Mail	0		0	
Mail Ballot	0		0	
32nd Assembly District - Total	0		0	
34th Assembly District				
Poll Place	0		0	
Vote by Mail	0		0	
Mail Ballot	25	38.46%	23	35.38%
34th Assembly District - Total	25	38.46%	23	35.38%
Cumulative				
Poll Place	0		0	
Vote by Mail	0		0	
Mail Ballot	0		0	
Cumulative - Total	0		0	
Member of the State Assembly - Total	25	38.46%	23	35.38%
Board of Equalization (State)				
Board Of Equalization				
Poll Place	0		0	

District	GEORGE DENNIS MURPHY		Total Votes
Mail Ballot	17	26.15%	65
16th Senatorial District - Total	17	26.15%	65
Cumulative			
Poll Place	0		0
Vote by Mail	0		0
Mail Ballot	0		0
Cumulative - Total	0		0
State Senator - Total	17	26.15%	65
Member of the State Assembly			
32nd Assembly District			
Poll Place	0		0
Vote by Mail	0		0
Mail Ballot	0		0
32nd Assembly District - Total	0		0
34th Assembly District			
Poll Place	0		0
Vote by Mail	0		0
Mail Ballot	17	26.15%	65
34th Assembly District - Total	17	26.15%	65
Cumulative			
Poll Place	0		0
Vote by Mail	0		0
Mail Ballot	0		0
Cumulative - Total	0		0
Member of the State Assembly - Total	17	26.15%	65
Board of Equalization (State)			
Board Of Equalization			
Poll Place	0		0

District	Registered Voters
Vote by Mail	88
Mail Ballot	88
Board Of Equalization - Total	88
Cumulative	
Poll Place	0
Vote by Mail	0
Mail Ballot	0
Cumulative - Total	0
Board of Equalization (State) - Total	88
County	
Kern County	
Poll Place	88
Vote by Mail	88
Mail Ballot	88
Kern County - Total	88
Cumulative	
Poll Place	0
Vote by Mail	0
Mail Ballot	0
Cumulative - Total	0
County - Total	88
County Supervisor	
4th Supervisorial District	
Poll Place	88
Vote by Mail	88
Mail Ballot	88
4th Supervisorial District - Total	88
Cumulative	
Poll Place	0
Vote by Mail	0

District	CARL F TWISSELMAN III		JULIA SAGASER MORRIS	
Vote by Mail	0		0	
Mail Ballot	25	38.46%	23	35.38%
Board Of Equalization - Total	25	38.46%	23	35.38%
Cumulative				
Poll Place	0		0	
Vote by Mail	0		0	
Mail Ballot	0		0	
Cumulative - Total	0		0	
Board of Equalization (State) - Total	25	38.46%	23	35.38%
County				
Kern County				
Poll Place	0		0	
Vote by Mail	0		0	
Mail Ballot	25	38.46%	23	35.38%
Kern County - Total	25	38.46%	23	35.38%
Cumulative				
Poll Place	0		0	
Vote by Mail	0		0	
Mail Ballot	0		0	
Cumulative - Total	0		0	
County - Total	25	38.46%	23	35.38%
County Supervisor				
4th Supervisorial District				
Poll Place	0		0	
Vote by Mail	0		0	
Mail Ballot	25	38.46%	23	35.38%
4th Supervisorial District - Total	25	38.46%	23	35.38%
Cumulative				
Poll Place	0		0	
Vote by Mail	0		0	

District	GEORGE DENNIS MURPHY		Total Votes
Vote by Mail	0		0
Mail Ballot	17	26.15%	65
Board Of Equalization - Total	17	26.15%	65
Cumulative			
Poll Place	0		0
Vote by Mail	0		0
Mail Ballot	0		0
Cumulative - Total	0		0
Board of Equalization (State) - Total	17	26.15%	65
County			
Kern County			
Poll Place	0		0
Vote by Mail	0		0
Mail Ballot	17	26.15%	65
Kern County - Total	17	26.15%	65
Cumulative			
Poll Place	0		0
Vote by Mail	0		0
Mail Ballot	0		0
Cumulative - Total	0		0
County - Total	17	26.15%	65
County Supervisor			
4th Supervisorial District			
Poll Place	0		0
Vote by Mail	0		0
Mail Ballot	17	26.15%	65
4th Supervisorial District - Total	17	26.15%	65
Cumulative			
Poll Place	0		0
Vote by Mail	0		0

District	Registered Voters
Mail Ballot	0
Cumulative - Total	0
County Supervisor - Total	88
Cities	
Unincorporated	
Poll Place	88
Vote by Mail	88
Mail Ballot	88
Unincorporated - Total	88
Cumulative	
Poll Place	0
Vote by Mail	0
Mail Ballot	0
Cumulative - Total	0
Cities - Total	88
Unincorporated	
Unincorporated Area	
Poll Place	88
Vote by Mail	88
Mail Ballot	88
Unincorporated Area - Total	88
Cumulative	
Poll Place	0
Vote by Mail	0
Mail Ballot	0
Cumulative - Total	0
Unincorporated - Total	88

District	CARL F TWISSELMAN III		JULIA SAGASER MORRIS	
Mail Ballot	0		0	
Cumulative - Total	0		0	
County Supervisor - Total	25	38.46%	23	35.38%
Cities				
Unincorporated				
Poll Place	0		0	
Vote by Mail	0		0	
Mail Ballot	25	38.46%	23	35.38%
Unincorporated - Total	25	38.46%	23	35.38%
Cumulative				
Poll Place	0		0	
Vote by Mail	0		0	
Mail Ballot	0		0	
Cumulative - Total	0		0	
Cities - Total	25	38.46%	23	35.38%
Unincorporated				
Unincorporated Area				
Poll Place	0		0	
Vote by Mail	0		0	
Mail Ballot	25	38.46%	23	35.38%
Unincorporated Area - Total	25	38.46%	23	35.38%
Cumulative				
Poll Place	0		0	
Vote by Mail	0		0	
Mail Ballot	0		0	
Cumulative - Total	0		0	
Unincorporated - Total	25	38.46%	23	35.38%

District	GEORGE DENNIS MURPHY		Total Votes
Mail Ballot	0		0
Cumulative - Total	0		0
County Supervisor - Total	17	26.15%	65
Cities			
Unincorporated			
Poll Place	0		0
Vote by Mail	0		0
Mail Ballot	17	26.15%	65
Unincorporated - Total	17	26.15%	65
Cumulative			
Poll Place	0		0
Vote by Mail	0		0
Mail Ballot	0		0
Cumulative - Total	0		0
Cities - Total	17	26.15%	65
Unincorporated			
Unincorporated Area			
Poll Place	0		0
Vote by Mail	0		0
Mail Ballot	17	26.15%	65
Unincorporated Area - Total	17	26.15%	65
Cumulative			
Poll Place	0		0
Vote by Mail	0		0
Mail Ballot	0		0
Cumulative - Total	0		0
Unincorporated - Total	17	26.15%	65

Midway School Board Member (Vote for 1)

District	Registered Voters
United States Representative	
23rd Congressional District	
Poll Place	240
Vote by Mail	240
Mail Ballot	240
23rd Congressional District - Total	240
Cumulative	
Poll Place	0
Vote by Mail	0
Mail Ballot	0
Cumulative - Total	0
United States Representative - Total	240
State Senator	
16th Senatorial District	
Poll Place	240
Vote by Mail	240
Mail Ballot	240
16th Senatorial District - Total	240
Cumulative	
Poll Place	0
Vote by Mail	0
Mail Ballot	0
Cumulative - Total	0
State Senator - Total	240
Member of the State Assembly	
34th Assembly District	
Poll Place	240

District	CHARLES BARBA		TEENA MARIE SIMMONS		Total Votes
United States Representative					
23rd Congressional District					
Poll Place	0		0		0
Vote by Mail	0		0		0
Mail Ballot	41	25.47%	120	74.53%	161
23rd Congressional District - Total	41	25.47%	120	74.53%	161
Cumulative					
Poll Place	0		0		0
Vote by Mail	0		0		0
Mail Ballot	0		0		0
Cumulative - Total	0		0		0
United States Representative - Total	41	25.47%	120	74.53%	161
State Senator					
16th Senatorial District					
Poll Place	0		0		0
Vote by Mail	0		0		0
Mail Ballot	41	25.47%	120	74.53%	161
16th Senatorial District - Total	41	25.47%	120	74.53%	161
Cumulative					
Poll Place	0		0		0
Vote by Mail	0		0		0
Mail Ballot	0		0		0
Cumulative - Total	0		0		0
State Senator - Total	41	25.47%	120	74.53%	161
Member of the State Assembly					
34th Assembly District					
Poll Place	0		0		0

343 of 3301

Exhibit F

District	Registered Voters
Vote by Mail	240
Mail Ballot	240
34th Assembly District - Total	240
Cumulative	
Poll Place	0
Vote by Mail	0
Mail Ballot	0
Cumulative - Total	0
Member of the State Assembly - Total	240
Board of Equalization (State)	
Board Of Equalization	
Poll Place	240
Vote by Mail	240
Mail Ballot	240
Board Of Equalization - Total	240
Cumulative	
Poll Place	0
Vote by Mail	0
Mail Ballot	0
Cumulative - Total	0
Board of Equalization (State) - Total	240
County	
Kern County	
Poll Place	240
Vote by Mail	240
Mail Ballot	240
Kern County - Total	240
Cumulative	
Poll Place	0
Vote by Mail	0

District	CHARLES BARBA		TEENA MARIE SIMMONS		Total Votes
Vote by Mail	0		0		0
Mail Ballot	41	25.47%	120	74.53%	161
34th Assembly District - Total	41	25.47%	120	74.53%	161
Cumulative					
Poll Place	0		0		0
Vote by Mail	0		0		0
Mail Ballot	0		0		0
Cumulative - Total	0		0		0
Member of the State Assembly - Total	41	25.47%	120	74.53%	161
Board of Equalization (State)					
Board Of Equalization					
Poll Place	0		0		0
Vote by Mail	0		0		0
Mail Ballot	41	25.47%	120	74.53%	161
Board Of Equalization - Total	41	25.47%	120	74.53%	161
Cumulative					
Poll Place	0		0		0
Vote by Mail	0		0		0
Mail Ballot	0		0		0
Cumulative - Total	0		0		0
Board of Equalization (State) - Total	41	25.47%	120	74.53%	161
County					
Kern County					
Poll Place	0		0		0
Vote by Mail	0		0		0
Mail Ballot	41	25.47%	120	74.53%	161
Kern County - Total	41	25.47%	120	74.53%	161
Cumulative					
Poll Place	0		0		0
Vote by Mail	0		0		0

District	Registered Voters
Mail Ballot	0
Cumulative - Total	0
County - Total	240
County Supervisor	
4th Supervisorial District	
Poll Place	240
Vote by Mail	240
Mail Ballot	240
4th Supervisorial District - Total	240
Cumulative	
Poll Place	0
Vote by Mail	0
Mail Ballot	0
Cumulative - Total	0
County Supervisor - Total	240
Cities	
Unincorporated	
Poll Place	240
Vote by Mail	240
Mail Ballot	240
Unincorporated - Total	240
Cumulative	
Poll Place	0
Vote by Mail	0
Mail Ballot	0
Cumulative - Total	0
Cities - Total	240
Unincorporated	
Unincorporated Area	
Poll Place	240

District	CHARLES BARBA		TEENA MARIE SIMMONS		Total Votes
Mail Ballot	0		0		0
Cumulative - Total	0		0		0
County - Total	41	25.47%	120	74.53%	161
County Supervisor					
4th Supervisorial District					
Poll Place	0		0		0
Vote by Mail	0		0		0
Mail Ballot	41	25.47%	120	74.53%	161
4th Supervisorial District - Total	41	25.47%	120	74.53%	161
Cumulative					
Poll Place	0		0		0
Vote by Mail	0		0		0
Mail Ballot	0		0		0
Cumulative - Total	0		0		0
County Supervisor - Total	41	25.47%	120	74.53%	161
Cities					
Unincorporated					
Poll Place	0		0		0
Vote by Mail	0		0		0
Mail Ballot	41	25.47%	120	74.53%	161
Unincorporated - Total	41	25.47%	120	74.53%	161
Cumulative					
Poll Place	0		0		0
Vote by Mail	0		0		0
Mail Ballot	0		0		0
Cumulative - Total	0		0		0
Cities - Total	41	25.47%	120	74.53%	161
Unincorporated					
Unincorporated Area					
Poll Place	0		0		0

District	Registered Voters
Vote by Mail	240
Mail Ballot	240
Unincorporated Area - Total	240
Cumulative	
Poll Place	0
Vote by Mail	0
Mail Ballot	0
Cumulative - Total	0
Unincorporated - Total	240

District	CHARLES BARBA		TEENA MARIE SIMMONS		Total Votes
Vote by Mail	0		0		0
Mail Ballot	41	25.47%	120	74.53%	161
Unincorporated Area - Total	41	25.47%	120	74.53%	161
Cumulative					
Poll Place	0		0		0
Vote by Mail	0		0		0
Mail Ballot	0		0		0
Cumulative - Total	0		0		0
Unincorporated - Total	41	25.47%	120	74.53%	161

Norris School Board Member (Vote for 2)

District	Registered Voters
United States Representative	
21st Congressional District	
Poll Place	1,102
Vote by Mail	1,102
Mail Ballot	1,102
21st Congressional District - Total	1,102
23rd Congressional District	
Poll Place	18,327
Vote by Mail	18,327
Mail Ballot	18,327
23rd Congressional District - Total	18,327
Cumulative	
Poll Place	0
Vote by Mail	0
Mail Ballot	0
Cumulative - Total	0
United States Representative - Total	19,429
State Senator	
14th Senatorial District	
Poll Place	1,029
Vote by Mail	1,029
Mail Ballot	1,029
14th Senatorial District - Total	1,029
16th Senatorial District	
Poll Place	18,400
Vote by Mail	18,400

District	JAMES H. BOWLES		MARTIN A. MEJIA	
United States Representative				
21st Congressional District				
Poll Place	0		0	
Vote by Mail	0		0	
Mail Ballot	475	39.29%	252	20.84%
21st Congressional District - Total	475	39.29%	252	20.84%
23rd Congressional District				
Poll Place	1,214	46.64%	376	14.44%
Vote by Mail	7,463	43.87%	2,517	14.80%
Mail Ballot	549	45.04%	162	13.29%
23rd Congressional District - Total	9,226	44.29%	3,055	14.66%
Cumulative				
Poll Place	0		0	
Vote by Mail	0		0	
Mail Ballot	0		0	
Cumulative - Total	0		0	
United States Representative - Total	9,701	44.01%	3,307	15.00%
State Senator				
14th Senatorial District				
Poll Place	0		0	
Vote by Mail	0		0	
Mail Ballot	424	37.89%	246	21.98%
14th Senatorial District - Total	424	37.89%	246	21.98%
16th Senatorial District				
Poll Place	1,214	46.64%	376	14.44%
Vote by Mail	7,463	43.87%	2,517	14.80%

347 of 3301

Exhibit F

District	SUE DODGIN		Total Votes
United States Representative			
21st Congressional District			
Poll Place	0		0
Vote by Mail	0		0
Mail Ballot	482	39.87%	1,209
21st Congressional District - Total	482	39.87%	1,209
23rd Congressional District			
Poll Place	1,013	38.92%	2,603
Vote by Mail	7,030	41.33%	17,010
Mail Ballot	508	41.67%	1,219
23rd Congressional District - Total	8,551	41.05%	20,832
Cumulative			
Poll Place	0		0
Vote by Mail	0		0
Mail Ballot	0		0
Cumulative - Total	0		0
United States Representative - Total	9,033	40.98%	22,041
State Senator			
14th Senatorial District			
Poll Place	0		0
Vote by Mail	0		0
Mail Ballot	449	40.13%	1,119
14th Senatorial District - Total	449	40.13%	1,119
16th Senatorial District			
Poll Place	1,013	38.92%	2,603
Vote by Mail	7,030	41.33%	17,010

District	Registered Voters
Mail Ballot	18,400
16th Senatorial District - Total	18,400
Cumulative	
Poll Place	0
Vote by Mail	0
Mail Ballot	0
Cumulative - Total	0
State Senator - Total	19,429
Member of the State Assembly	
32nd Assembly District	
Poll Place	1,102
Vote by Mail	1,102
Mail Ballot	1,102
32nd Assembly District - Total	1,102
34th Assembly District	
Poll Place	18,327
Vote by Mail	18,327
Mail Ballot	18,327
34th Assembly District - Total	18,327
Cumulative	
Poll Place	0
Vote by Mail	0
Mail Ballot	0
Cumulative - Total	0
Member of the State Assembly - Total	19,429
Board of Equalization (State)	
Board Of Equalization	
Poll Place	19,429

District	JAMES H. BOWLES		MARTIN A. MEJA	
Mail Ballot	600	45.84%	168	12.83%
16th Senatorial District - Total	9,277	44.34%	3,061	14.63%
Cumulative				
Poll Place	0		0	
Vote by Mail	0		0	
Mail Ballot	0		0	
Cumulative - Total	0		0	
State Senator - Total	9,701	44.01%	3,307	15.00%
Member of the State Assembly				
32nd Assembly District				
Poll Place	0		0	
Vote by Mail	0		0	
Mail Ballot	475	39.29%	252	20.84%
32nd Assembly District - Total	475	39.29%	252	20.84%
34th Assembly District				
Poll Place	1,214	46.64%	376	14.44%
Vote by Mail	7,463	43.87%	2,517	14.80%
Mail Ballot	549	45.04%	162	13.29%
34th Assembly District - Total	9,226	44.29%	3,055	14.66%
Cumulative				
Poll Place	0		0	
Vote by Mail	0		0	
Mail Ballot	0		0	
Cumulative - Total	0		0	
Member of the State Assembly - Total	9,701	44.01%	3,307	15.00%
Board of Equalization (State)				
Board Of Equalization				
Poll Place	1,214	46.64%	376	14.44%

District	SUE DODGIN		Total Votes
Mail Ballot	541	41.33%	1,309
16th Senatorial District - Total	8,584	41.03%	20,922
Cumulative			
Poll Place	0		0
Vote by Mail	0		0
Mail Ballot	0		0
Cumulative - Total	0		0
State Senator - Total	9,033	40.98%	22,041
Member of the State Assembly			
32nd Assembly District			
Poll Place	0		0
Vote by Mail	0		0
Mail Ballot	482	39.87%	1,209
32nd Assembly District - Total	482	39.87%	1,209
34th Assembly District			
Poll Place	1,013	38.92%	2,603
Vote by Mail	7,030	41.33%	17,010
Mail Ballot	508	41.67%	1,219
34th Assembly District - Total	8,551	41.05%	20,832
Cumulative			
Poll Place	0		0
Vote by Mail	0		0
Mail Ballot	0		0
Cumulative - Total	0		0
Member of the State Assembly - Total	9,033	40.98%	22,041
Board of Equalization (State)			
Board Of Equalization			
Poll Place	1,013	38.92%	2,603

District	Registered Voters
Vote by Mail	19,429
Mail Ballot	19,429
Board Of Equalization - Total	19,429
Cumulative	
Poll Place	0
Vote by Mail	0
Mail Ballot	0
Cumulative - Total	0
Board of Equalization (State) - Total	19,429
County	
Kern County	
Poll Place	19,429
Vote by Mail	19,429
Mail Ballot	19,429
Kern County - Total	19,429
Cumulative	
Poll Place	0
Vote by Mail	0
Mail Ballot	0
Cumulative - Total	0
County - Total	19,429
County Supervisor	
1st Supervisorial District	
Poll Place	16,619
Vote by Mail	16,619
Mail Ballot	16,619
1st Supervisorial District - Total	16,619
3rd Supervisorial District	
Poll Place	1,708
Vote by Mail	1,708

District	JAMES H. BOWLES		MARTIN A. MEIA	
Vote by Mail	7,463	43.87%	2,517	14.80%
Mail Ballot	1,024	42.17%	414	17.05%
Board Of Equalization - Total	9,701	44.01%	3,307	15.00%
Cumulative				
Poll Place	0		0	
Vote by Mail	0		0	
Mail Ballot	0		0	
Cumulative - Total	0		0	
Board of Equalization (State) - Total	9,701	44.01%	3,307	15.00%
County				
Kern County				
Poll Place	1,214	46.64%	376	14.44%
Vote by Mail	7,463	43.87%	2,517	14.80%
Mail Ballot	1,024	42.17%	414	17.05%
Kern County - Total	9,701	44.01%	3,307	15.00%
Cumulative				
Poll Place	0		0	
Vote by Mail	0		0	
Mail Ballot	0		0	
Cumulative - Total	0		0	
County - Total	9,701	44.01%	3,307	15.00%
County Supervisor				
1st Supervisorial District				
Poll Place	1,084	46.50%	347	14.89%
Vote by Mail	6,818	43.80%	2,343	15.05%
Mail Ballot	379	43.02%	143	16.23%
1st Supervisorial District - Total	8,281	44.10%	2,833	15.09%
3rd Supervisorial District				
Poll Place	130	47.79%	29	10.66%
Vote by Mail	645	44.64%	174	12.04%
Mail Ballot	170	50.30%	19	5.62%

District	SUE DODGIN		Total Votes
Vote by Mail	7,030	41.33%	17,010
Mail Ballot	990	40.77%	2,428
Board Of Equalization - Total	9,033	40.98%	22,041
Cumulative			
Poll Place	0		0
Vote by Mail	0		0
Mail Ballot	0		0
Cumulative - Total	0		0
Board of Equalization (State) - Total	9,033	40.98%	22,041
County			
Kern County			
Poll Place	1,013	38.92%	2,603
Vote by Mail	7,030	41.33%	17,010
Mail Ballot	990	40.77%	2,428
Kern County - Total	9,033	40.98%	22,041
Cumulative			
Poll Place	0		0
Vote by Mail	0		0
Mail Ballot	0		0
Cumulative - Total	0		0
County - Total	9,033	40.98%	22,041
County Supervisor			
1st Supervisorial District			
Poll Place	900	38.61%	2,331
Vote by Mail	6,404	41.14%	15,565
Mail Ballot	359	40.75%	881
1st Supervisorial District - Total	7,663	40.81%	18,777
3rd Supervisorial District			
Poll Place	113	41.54%	272
Vote by Mail	626	43.32%	1,445
Mail Ballot	149	44.08%	338

District	Registered Voters
Mail Ballot	1,708
3rd Supervisorial District - Total	1,708
4th Supervisorial District	
Poll Place	1,102
Vote by Mail	1,102
Mail Ballot	1,102
4th Supervisorial District - Total	1,102
Cumulative	
Poll Place	0
Vote by Mail	0
Mail Ballot	0
Cumulative - Total	0
County Supervisor - Total	19,429
Cities	
City of Bakersfield	
Poll Place	12,773
Vote by Mail	12,773
Mail Ballot	12,773
City of Bakersfield - Total	12,773
City of Shafter	
Poll Place	1,029
Vote by Mail	1,029
Mail Ballot	1,029
City of Shafter - Total	1,029
Unincorporated	
Poll Place	5,627
Vote by Mail	5,627
Mail Ballot	5,627
Unincorporated - Total	5,627
Cumulative	

District	JAMES H. BOWLES		MARTIN A. MEJIA	
3rd Supervisorial District - Total	945	45.99%	222	10.80%
4th Supervisorial District				
Poll Place	0		0	
Vote by Mail	0		0	
Mail Ballot	475	39.29%	252	20.84%
4th Supervisorial District - Total	475	39.29%	252	20.84%
Cumulative				
Poll Place	0		0	
Vote by Mail	0		0	
Mail Ballot	0		0	
Cumulative - Total	0		0	
County Supervisor - Total	9,701	44.01%	3,307	15.00%
Cities				
City of Bakersfield				
Poll Place	791	46.45%	268	15.74%
Vote by Mail	4,765	42.96%	1,873	16.88%
Mail Ballot	549	45.04%	162	13.29%
City of Bakersfield - Total	6,105	43.56%	2,303	16.43%
City of Shafter				
Poll Place	0		0	
Vote by Mail	0		0	
Mail Ballot	424	37.89%	246	21.98%
City of Shafter - Total	424	37.89%	246	21.98%
Unincorporated				
Poll Place	423	47.00%	108	12.00%
Vote by Mail	2,698	45.60%	644	10.88%
Mail Ballot	51	56.67%	6	6.67%
Unincorporated - Total	3,172	45.92%	758	10.97%
Cumulative				
Poll Place	0		0	
Vote by Mail	0		0	

District	SUE DODGIN		Total Votes
3rd Supervisorial District - Total	888	43.21%	2,055
4th Supervisorial District			
Poll Place	0		0
Vote by Mail	0		0
Mail Ballot	482	39.87%	1,209
4th Supervisorial District - Total	482	39.87%	1,209
Cumulative			
Poll Place	0		0
Vote by Mail	0		0
Mail Ballot	0		0
Cumulative - Total	0		0
County Supervisor - Total	9,033	40.98%	22,041
Cities			
City of Bakersfield			
Poll Place	644	37.82%	1,703
Vote by Mail	4,455	40.16%	11,093
Mail Ballot	508	41.67%	1,219
City of Bakersfield - Total	5,607	40.01%	14,015
City of Shafter			
Poll Place	0		0
Vote by Mail	0		0
Mail Ballot	449	40.13%	1,119
City of Shafter - Total	449	40.13%	1,119
Unincorporated			
Poll Place	369	41.00%	900
Vote by Mail	2,575	43.52%	5,917
Mail Ballot	33	36.67%	90
Unincorporated - Total	2,977	43.10%	6,907
Cumulative			
Poll Place	0		0
Vote by Mail	0		0

District	Registered Voters
Poll Place	0
Vote by Mail	0
Mail Ballot	0
Cumulative - Total	0
Cities - Total	19,429
Unincorporated	
Unincorporated Area	
Poll Place	5,877
Vote by Mail	5,877
Mail Ballot	5,877
Unincorporated Area - Total	5,877
Unincorporated	
Poll Place	13,552
Vote by Mail	13,552
Mail Ballot	13,552
Unincorporated - Total	13,552
Cumulative	
Poll Place	0
Vote by Mail	0
Mail Ballot	0
Cumulative - Total	0
Unincorporated - Total	19,429

District	JAMES H. BOWLES		MARTIN A. MEIA	
Mail Ballot	0		0	
Cumulative - Total	0		0	
Cities - Total	9,701	44.01%	3,307	15.00%
Unincorporated				
Unincorporated Area				
Poll Place	423	47.00%	108	12.00%
Vote by Mail	2,698	45.60%	644	10.88%
Mail Ballot	202	49.39%	41	10.02%
Unincorporated Area - Total	3,323	45.99%	793	10.97%
Unincorporated				
Poll Place	791	46.45%	268	15.74%
Vote by Mail	4,765	42.96%	1,873	16.88%
Mail Ballot	822	40.71%	373	18.47%
Unincorporated - Total	6,378	43.05%	2,514	16.97%
Cumulative				
Poll Place	0		0	
Vote by Mail	0		0	
Mail Ballot	0		0	
Cumulative - Total	0		0	
Unincorporated - Total	9,701	44.01%	3,307	15.00%

District	SUE DODGIN		Total Votes
Mail Ballot	0		0
Cumulative - Total	0		0
Cities - Total	9,033	40.98%	22,041
Unincorporated			
Unincorporated Area			
Poll Place	369	41.00%	900
Vote by Mail	2,575	43.52%	5,917
Mail Ballot	166	40.59%	409
Unincorporated Area - Total	3,110	43.04%	7,226
Unincorporated			
Poll Place	644	37.82%	1,703
Vote by Mail	4,455	40.16%	11,093
Mail Ballot	824	40.81%	2,019
Unincorporated - Total	5,923	39.98%	14,815
Cumulative			
Poll Place	0		0
Vote by Mail	0		0
Mail Ballot	0		0
Cumulative - Total	0		0
Unincorporated - Total	9,033	40.98%	22,041

Panama-Buena Vista Union Board Member # 2 (Vote for 3)

District	Registered Voters
United States Representative	
21st Congressional District	
Poll Place	1,429
Vote by Mail	1,429
Mail Ballot	1,429
21st Congressional District - Total	1,429
23rd Congressional District	
Poll Place	45,049
Vote by Mail	45,049
Mail Ballot	45,049
23rd Congressional District - Total	45,049
Cumulative	
Poll Place	0
Vote by Mail	0
Mail Ballot	0
Cumulative - Total	0
United States Representative - Total	46,478
State Senator	
14th Senatorial District	
Poll Place	0
Vote by Mail	0
Mail Ballot	0
14th Senatorial District - Total	0
16th Senatorial District	
Poll Place	46,478
Vote by Mail	46,478

District	ZACK BASHIRTASH		MUOSADAK ABBAS	
United States Representative				
21st Congressional District				
Poll Place	21	16.94%	3	2.42%
Vote by Mail	164	10.95%	25	1.67%
Mail Ballot	0		0	
21st Congressional District - Total	185	11.41%	28	1.73%
23rd Congressional District				
Poll Place	1,281	19.71%	110	1.69%
Vote by Mail	8,863	14.90%	1,549	2.60%
Mail Ballot	286	13.50%	67	3.16%
23rd Congressional District - Total	10,430	15.31%	1,726	2.53%
Cumulative				
Poll Place	0		0	
Vote by Mail	0		0	
Mail Ballot	0		0	
Cumulative - Total	0		0	
United States Representative - Total	10,615	15.22%	1,754	2.52%
State Senator				
14th Senatorial District				
Poll Place	0		0	
Vote by Mail	0		0	
Mail Ballot	0		0	
14th Senatorial District - Total	0		0	
16th Senatorial District				
Poll Place	1,302	19.66%	113	1.71%
Vote by Mail	9,027	14.80%	1,574	2.58%

357 of 3301

Exhibit F

District	BRYAN EASTER		MICHAEL "MIKE" TANN		J.P. LAKE		PAULA VAN AUKEN		KELLY YOUNGSTROM		TOM WEBSTER		Total Votes
United States Representative													
21st Congressional District													
Poll Place	18	14.52%	9	7.26%	10	8.06%	29	23.39%	18	14.52%	16	12.90%	124
Vote by Mail	348	23.23%	108	7.21%	158	10.55%	339	22.63%	212	14.15%	144	9.61%	1,498
Mail Ballot	0		0		0		0		0		0		0
21st Congressional District - Total	366	22.56%	117	7.21%	168	10.36%	368	22.69%	230	14.18%	160	9.86%	1,622
23rd Congressional District													
Poll Place	1,252	19.27%	300	4.62%	1,187	18.27%	867	13.34%	918	14.13%	583	8.97%	6,498
Vote by Mail	11,993	20.16%	2,878	4.84%	10,122	17.01%	9,642	16.21%	9,050	15.21%	5,396	9.07%	59,493
Mail Ballot	413	19.49%	113	5.33%	401	18.92%	286	13.50%	359	16.94%	194	9.16%	2,119
23rd Congressional District - Total	13,658	20.05%	3,291	4.83%	11,710	17.19%	10,795	15.85%	10,327	15.16%	6,173	9.06%	68,110
Cumulative													
Poll Place	0		0		0		0		0		0		0
Vote by Mail	0		0		0		0		0		0		0
Mail Ballot	0		0		0		0		0		0		0
Cumulative - Total	0		0		0		0		0		0		0
United States Representative - Total	14,024	20.11%	3,408	4.89%	11,878	17.03%	11,163	16.01%	10,557	15.14%	6,333	9.08%	69,732
State Senator													
14th Senatorial District													
Poll Place	0		0		0		0		0		0		0
Vote by Mail	0		0		0		0		0		0		0
Mail Ballot	0		0		0		0		0		0		0
14th Senatorial District - Total	0		0		0		0		0		0		0
16th Senatorial District													
Poll Place	1,270	19.18%	309	4.67%	1,197	18.08%	896	13.53%	936	14.13%	599	9.05%	6,622
Vote by Mail	12,341	20.23%	2,986	4.90%	10,280	16.85%	9,981	16.36%	9,262	15.19%	5,540	9.08%	60,991

District	Registered Voters
Mail Ballot	46,478
16th Senatorial District - Total	46,478
Cumulative	
Poll Place	0
Vote by Mail	0
Mail Ballot	0
Cumulative - Total	0
State Senator - Total	46,478
Member of the State Assembly	
32nd Assembly District	
Poll Place	0
Vote by Mail	0
Mail Ballot	0
32nd Assembly District - Total	0
34th Assembly District	
Poll Place	46,478
Vote by Mail	46,478
Mail Ballot	46,478
34th Assembly District - Total	46,478
Cumulative	
Poll Place	0
Vote by Mail	0
Mail Ballot	0
Cumulative - Total	0
Member of the State Assembly - Total	46,478
Board of Equalization (State)	
Board Of Equalization	
Poll Place	46,478

District	ZACK BASHIRTASH		MUOSADAK ABBAS	
Mail Ballot	286	13.50%	67	3.16%
16th Senatorial District - Total	10,615	15.22%	1,754	2.52%
Cumulative				
Poll Place	0		0	
Vote by Mail	0		0	
Mail Ballot	0		0	
Cumulative - Total	0		0	
State Senator - Total	10,615	15.22%	1,754	2.52%
Member of the State Assembly				
32nd Assembly District				
Poll Place	0		0	
Vote by Mail	0		0	
Mail Ballot	0		0	
32nd Assembly District - Total	0		0	
34th Assembly District				
Poll Place	1,302	19.66%	113	1.71%
Vote by Mail	9,027	14.80%	1,574	2.58%
Mail Ballot	286	13.50%	67	3.16%
34th Assembly District - Total	10,615	15.22%	1,754	2.52%
Cumulative				
Poll Place	0		0	
Vote by Mail	0		0	
Mail Ballot	0		0	
Cumulative - Total	0		0	
Member of the State Assembly - Total	10,615	15.22%	1,754	2.52%
Board of Equalization (State)				
Board Of Equalization				
Poll Place	1,302	19.66%	113	1.71%

District	BRYAN EASTER		MICHAEL "MIKE" TANN		J.P. LAKE		PAULA VAN AUKEN		KELLY YOUNGSTROM		TOM WEBSTER		Total Votes
Mail Ballot	413	19.49%	113	5.33%	401	18.92%	286	13.50%	359	16.94%	194	9.16%	2,119
16th Senatorial District - Total	14,024	20.11%	3,408	4.89%	11,878	17.03%	11,163	16.01%	10,557	15.14%	6,333	9.08%	69,732
Cumulative													
Poll Place	0		0		0		0		0		0		0
Vote by Mail	0		0		0		0		0		0		0
Mail Ballot	0		0		0		0		0		0		0
Cumulative - Total	0		0		0		0		0		0		0
State Senator - Total	14,024	20.11%	3,408	4.89%	11,878	17.03%	11,163	16.01%	10,557	15.14%	6,333	9.08%	69,732
Member of the State Assembly													
32nd Assembly District													
Poll Place	0		0		0		0		0		0		0
Vote by Mail	0		0		0		0		0		0		0
Mail Ballot	0		0		0		0		0		0		0
32nd Assembly District - Total	0		0		0		0		0		0		0
34th Assembly District													
Poll Place	1,270	19.18%	309	4.67%	1,197	18.08%	896	13.53%	936	14.13%	599	9.05%	6,622
Vote by Mail	12,341	20.23%	2,986	4.90%	10,280	16.85%	9,981	16.36%	9,262	15.19%	5,540	9.08%	60,991
Mail Ballot	413	19.49%	113	5.33%	401	18.92%	286	13.50%	359	16.94%	194	9.16%	2,119
34th Assembly District - Total	14,024	20.11%	3,408	4.89%	11,878	17.03%	11,163	16.01%	10,557	15.14%	6,333	9.08%	69,732
Cumulative													
Poll Place	0		0		0		0		0		0		0
Vote by Mail	0		0		0		0		0		0		0
Mail Ballot	0		0		0		0		0		0		0
Cumulative - Total	0		0		0		0		0		0		0
Member of the State Assembly - Total	14,024	20.11%	3,408	4.89%	11,878	17.03%	11,163	16.01%	10,557	15.14%	6,333	9.08%	69,732
Board of Equalization (State)													
Board Of Equalization													
Poll Place	1,270	19.18%	309	4.67%	1,197	18.08%	896	13.53%	936	14.13%	599	9.05%	6,622

District	Registered Voters
Vote by Mail	46,478
Mail Ballot	46,478
Board Of Equalization - Total	46,478
Cumulative	
Poll Place	0
Vote by Mail	0
Mail Ballot	0
Cumulative - Total	0
Board of Equalization (State) - Total	46,478
County	
Kern County	
Poll Place	46,478
Vote by Mail	46,478
Mail Ballot	46,478
Kern County - Total	46,478
Cumulative	
Poll Place	0
Vote by Mail	0
Mail Ballot	0
Cumulative - Total	0
County - Total	46,478
County Supervisor	
1st Supervisorial District	
Poll Place	15,585
Vote by Mail	15,585
Mail Ballot	15,585
1st Supervisorial District - Total	15,585
2nd Supervisorial District	
Poll Place	3,549
Vote by Mail	3,549

District	ZACK BASHIRTASH		MUOSADAK ABBAS	
Vote by Mail	9,027	14.80%	1,574	2.58%
Mail Ballot	286	13.50%	67	3.16%
Board Of Equalization - Total	10,615	15.22%	1,754	2.52%
Cumulative				
Poll Place	0		0	
Vote by Mail	0		0	
Mail Ballot	0		0	
Cumulative - Total	0		0	
Board of Equalization (State) - Total	10,615	15.22%	1,754	2.52%
County				
Kern County				
Poll Place	1,302	19.66%	113	1.71%
Vote by Mail	9,027	14.80%	1,574	2.58%
Mail Ballot	286	13.50%	67	3.16%
Kern County - Total	10,615	15.22%	1,754	2.52%
Cumulative				
Poll Place	0		0	
Vote by Mail	0		0	
Mail Ballot	0		0	
Cumulative - Total	0		0	
County - Total	10,615	15.22%	1,754	2.52%
County Supervisor				
1st Supervisorial District				
Poll Place	465	18.73%	38	1.53%
Vote by Mail	3,292	15.21%	588	2.72%
Mail Ballot	1	4.55%	1	4.55%
1st Supervisorial District - Total	3,758	15.56%	627	2.60%
2nd Supervisorial District				
Poll Place	81	19.01%	6	1.41%
Vote by Mail	570	12.52%	120	2.64%
Mail Ballot	0		0	

District	BRYAN EASTER		MICHAEL "MIKE" TANN		J.P. LAKE		PAULA VAN AUKEN		KELLY YOUNGSTROM		TOM WEBSTER		Total Votes
Vote by Mail	12,341	20.23%	2,986	4.90%	10,280	16.85%	9,981	16.36%	9,262	15.19%	5,540	9.08%	60,991
Mail Ballot	413	19.49%	113	5.33%	401	18.92%	286	13.50%	359	16.94%	194	9.16%	2,119
Board Of Equalization - Total	14,024	20.11%	3,408	4.89%	11,878	17.03%	11,163	16.01%	10,557	15.14%	6,333	9.08%	69,732
Cumulative													
Poll Place	0		0		0		0		0		0		0
Vote by Mail	0		0		0		0		0		0		0
Mail Ballot	0		0		0		0		0		0		0
Cumulative - Total	0		0		0		0		0		0		0
Board of Equalization (State) - Total	14,024	20.11%	3,408	4.89%	11,878	17.03%	11,163	16.01%	10,557	15.14%	6,333	9.08%	69,732
County													
Kern County													
Poll Place	1,270	19.18%	309	4.67%	1,197	18.08%	896	13.53%	936	14.13%	599	9.05%	6,622
Vote by Mail	12,341	20.23%	2,986	4.90%	10,280	16.85%	9,981	16.36%	9,262	15.19%	5,540	9.08%	60,991
Mail Ballot	413	19.49%	113	5.33%	401	18.92%	286	13.50%	359	16.94%	194	9.16%	2,119
Kern County - Total	14,024	20.11%	3,408	4.89%	11,878	17.03%	11,163	16.01%	10,557	15.14%	6,333	9.08%	69,732
Cumulative													
Poll Place	0		0		0		0		0		0		0
Vote by Mail	0		0		0		0		0		0		0
Mail Ballot	0		0		0		0		0		0		0
Cumulative - Total	0		0		0		0		0		0		0
County - Total	14,024	20.11%	3,408	4.89%	11,878	17.03%	11,163	16.01%	10,557	15.14%	6,333	9.08%	69,732
County Supervisor													
1st Supervisorial District													
Poll Place	480	19.34%	120	4.83%	455	18.33%	342	13.78%	361	14.54%	221	8.90%	2,482
Vote by Mail	4,253	19.65%	1,034	4.78%	3,907	18.05%	3,294	15.22%	3,409	15.75%	1,868	8.63%	21,645
Mail Ballot	5	22.73%	1	4.55%	3	13.64%	5	22.73%	4	18.18%	2	9.09%	22
1st Supervisorial District - Total	4,738	19.62%	1,155	4.78%	4,365	18.08%	3,641	15.08%	3,774	15.63%	2,091	8.66%	24,149
2nd Supervisorial District													
Poll Place	96	22.54%	15	3.52%	62	14.55%	65	15.26%	55	12.91%	46	10.80%	426
Vote by Mail	1,052	23.11%	266	5.84%	599	13.16%	911	20.01%	634	13.92%	401	8.81%	4,553
Mail Ballot	0		0		0		0		0		0		0

District	Registered Voters
Mail Ballot	3,549
2nd Supervisorial District - Total	3,549
3rd Supervisorial District	
Poll Place	18,002
Vote by Mail	18,002
Mail Ballot	18,002
3rd Supervisorial District - Total	18,002
4th Supervisorial District	
Poll Place	9,342
Vote by Mail	9,342
Mail Ballot	9,342
4th Supervisorial District - Total	9,342
Cumulative	
Poll Place	0
Vote by Mail	0
Mail Ballot	0
Cumulative - Total	0
County Supervisor - Total	46,478
Cities	
City of Bakersfield	
Poll Place	45,984
Vote by Mail	45,984
Mail Ballot	45,984
City of Bakersfield - Total	45,984
Unincorporated	
Poll Place	494
Vote by Mail	494
Mail Ballot	494
Unincorporated - Total	494

District	ZACK BASHIRTASH		MUOSADAK ABBAS	
2nd Supervisorial District - Total	651	13.07%	126	2.53%
3rd Supervisorial District				
Poll Place	544	20.38%	47	1.76%
Vote by Mail	3,453	14.98%	453	1.97%
Mail Ballot	21	15.79%	6	4.51%
3rd Supervisorial District - Total	4,018	15.54%	506	1.96%
4th Supervisorial District				
Poll Place	212	20.29%	22	2.11%
Vote by Mail	1,712	14.58%	413	3.52%
Mail Ballot	264	13.44%	60	3.05%
4th Supervisorial District - Total	2,188	14.83%	495	3.36%
Cumulative				
Poll Place	0		0	
Vote by Mail	0		0	
Mail Ballot	0		0	
Cumulative - Total	0		0	
County Supervisor - Total	10,615	15.22%	1,754	2.52%
Cities				
City of Bakersfield				
Poll Place	1,268	19.54%	113	1.74%
Vote by Mail	8,868	14.73%	1,574	2.61%
Mail Ballot	282	13.38%	67	3.18%
City of Bakersfield - Total	10,418	15.14%	1,754	2.55%
Unincorporated				
Poll Place	34	25.76%	0	0.00%
Vote by Mail	159	20.38%	0	0.00%
Mail Ballot	4	33.33%	0	0.00%
Unincorporated - Total	197	21.32%	0	0.00%
Cumulative				
Poll Place	0		0	
Vote by Mail	0		0	

363 of 3301

Exhibit F

District	BRYAN EASTER		MICHAEL "MIKE" TANN		J.P. LAKE		PAULA VAN AUKEN		KELLY YOUNGSTROM		TOM WEBSTER		Total Votes
2nd Supervisorial District - Total	1,148	23.06%	281	5.64%	661	13.28%	976	19.60%	689	13.84%	447	8.98%	4,979
3rd Supervisorial District													
Poll Place	492	18.43%	133	4.98%	490	18.36%	356	13.34%	371	13.90%	236	8.84%	2,669
Vote by Mail	4,635	20.11%	1,134	4.92%	3,847	16.69%	3,961	17.19%	3,408	14.79%	2,157	9.36%	23,048
Mail Ballot	39	29.32%	5	3.76%	13	9.77%	28	21.05%	9	6.77%	12	9.02%	133
3rd Supervisorial District - Total	5,166	19.98%	1,272	4.92%	4,350	16.83%	4,345	16.81%	3,788	14.65%	2,405	9.30%	25,850
4th Supervisorial District													
Poll Place	202	19.33%	41	3.92%	190	18.18%	133	12.73%	149	14.26%	96	9.19%	1,045
Vote by Mail	2,401	20.44%	552	4.70%	1,927	16.41%	1,815	15.45%	1,811	15.42%	1,114	9.48%	11,745
Mail Ballot	369	18.79%	107	5.45%	385	19.60%	253	12.88%	346	17.62%	180	9.16%	1,964
4th Supervisorial District - Total	2,972	20.14%	700	4.74%	2,502	16.96%	2,201	14.92%	2,306	15.63%	1,390	9.42%	14,754
Cumulative													
Poll Place	0		0		0		0		0		0		0
Vote by Mail	0		0		0		0		0		0		0
Mail Ballot	0		0		0		0		0		0		0
Cumulative - Total	0		0		0		0		0		0		0
County Supervisor - Total	14,024	20.11%	3,408	4.89%	11,878	17.03%	11,163	16.01%	10,557	15.14%	6,333	9.08%	69,732
Cities													
City of Bakersfield													
Poll Place	1,257	19.37%	307	4.73%	1,145	17.64%	894	13.78%	908	13.99%	598	9.21%	6,490
Vote by Mail	12,186	20.24%	2,978	4.95%	10,006	16.62%	9,956	16.54%	9,134	15.17%	5,509	9.15%	60,211
Mail Ballot	413	19.60%	113	5.36%	397	18.84%	286	13.57%	355	16.85%	194	9.21%	2,107
City of Bakersfield - Total	13,856	20.14%	3,398	4.94%	11,548	16.78%	11,136	16.18%	10,397	15.11%	6,301	9.16%	68,808
Unincorporated													
Poll Place	13	9.85%	2	1.52%	52	39.39%	2	1.52%	28	21.21%	1	0.76%	132
Vote by Mail	155	19.87%	8	1.03%	274	35.13%	25	3.21%	128	16.41%	31	3.97%	780
Mail Ballot	0	0.00%	0	0.00%	4	33.33%	0	0.00%	4	33.33%	0	0.00%	12
Unincorporated - Total	168	18.18%	10	1.08%	330	35.71%	27	2.92%	160	17.32%	32	3.46%	924
Cumulative													
Poll Place	0		0		0		0		0		0		0
Vote by Mail	0		0		0		0		0		0		0

364 of 3301

Exhibit F

District	Registered Voters
Cumulative	
Poll Place	0
Vote by Mail	0
Mail Ballot	0
Cumulative - Total	0
Cities - Total	46,478
Unincorporated	
Unincorporated Area	
Poll Place	494
Vote by Mail	494
Mail Ballot	494
Unincorporated Area - Total	494
Unincorporated	
Poll Place	45,984
Vote by Mail	45,984
Mail Ballot	45,984
Unincorporated - Total	45,984
Cumulative	
Poll Place	0
Vote by Mail	0
Mail Ballot	0
Cumulative - Total	0
Unincorporated - Total	46,478

District	ZACK BASHIRTASH		MUOSADAK ABBAS	
Mail Ballot	0		0	
Cumulative - Total	0		0	
Cities - Total	10,615	15.22%	1,754	2.52%
Unincorporated				
Unincorporated Area				
Poll Place	34	25.76%	0	0.00%
Vote by Mail	159	20.38%	0	0.00%
Mail Ballot	4	33.33%	0	0.00%
Unincorporated Area - Total	197	21.32%	0	0.00%
Unincorporated				
Poll Place	1,268	19.54%	113	1.74%
Vote by Mail	8,868	14.73%	1,574	2.61%
Mail Ballot	282	13.38%	67	3.18%
Unincorporated - Total	10,418	15.14%	1,754	2.55%
Cumulative				
Poll Place	0		0	
Vote by Mail	0		0	
Mail Ballot	0		0	
Cumulative - Total	0		0	
Unincorporated - Total	10,615	15.22%	1,754	2.52%

District	BRYAN EASTER		MICHAEL "MIKE" TANN		J.P. LAKE		PAULA VAN AUKEN		KELLY YOUNGSTROM		TOM WEBSTER		Total Votes
Mail Ballot	0		0		0		0		0		0		0
Cumulative - Total	0		0		0		0		0		0		0
Cities - Total	14,024	20.11%	3,408	4.89%	11,878	17.03%	11,163	16.01%	10,557	15.14%	6,333	9.08%	69,732
Unincorporated													
Unincorporated Area													
Poll Place	13	9.85%	2	1.52%	52	39.39%	2	1.52%	28	21.21%	1	0.76%	132
Vote by Mail	155	19.87%	8	1.03%	274	35.13%	25	3.21%	128	16.41%	31	3.97%	780
Mail Ballot	0	0.00%	0	0.00%	4	33.33%	0	0.00%	4	33.33%	0	0.00%	12
Unincorporated Area - Total	168	18.18%	10	1.08%	330	35.71%	27	2.92%	160	17.32%	32	3.46%	924
Unincorporated													
Poll Place	1,257	19.37%	307	4.73%	1,145	17.64%	894	13.78%	908	13.99%	598	9.21%	6,490
Vote by Mail	12,186	20.24%	2,978	4.95%	10,006	16.62%	9,956	16.54%	9,134	15.17%	5,509	9.15%	60,211
Mail Ballot	413	19.60%	113	5.36%	397	18.84%	286	13.57%	355	16.85%	194	9.21%	2,107
Unincorporated - Total	13,856	20.14%	3,398	4.94%	11,548	16.78%	11,136	16.18%	10,397	15.11%	6,301	9.16%	68,808
Cumulative													
Poll Place	0		0		0		0		0		0		0
Vote by Mail	0		0		0		0		0		0		0
Mail Ballot	0		0		0		0		0		0		0
Cumulative - Total	0		0		0		0		0		0		0
Unincorporated - Total	14,024	20.11%	3,408	4.89%	11,878	17.03%	11,163	16.01%	10,557	15.14%	6,333	9.08%	69,732

Richland School Board Member # 3 (Vote for 1)

District	Registered Voters
United States Representative	
21st Congressional District	
Poll Place	1,245
Vote by Mail	1,245
Mail Ballot	1,245
21st Congressional District - Total	1,245
Cumulative	
Poll Place	0
Vote by Mail	0
Mail Ballot	0
Cumulative - Total	0
United States Representative - Total	1,245
State Senator	
14th Senatorial District	
Poll Place	1,245
Vote by Mail	1,245
Mail Ballot	1,245
14th Senatorial District - Total	1,245
Cumulative	
Poll Place	0
Vote by Mail	0
Mail Ballot	0
Cumulative - Total	0
State Senator - Total	1,245
Member of the State Assembly	
32nd Assembly District	
Poll Place	1,245

District	JULIAN ARMANDO CALVILLO		DEANNA RODRIGUEZ ROOT		Total Votes
United States Representative					
21st Congressional District					
Poll Place	72	55.81%	57	44.19%	129
Vote by Mail	308	47.75%	337	52.25%	645
Mail Ballot	0		0		0
21st Congressional District - Total	380	49.10%	394	50.90%	774
Cumulative					
Poll Place	0		0		0
Vote by Mail	0		0		0
Mail Ballot	0		0		0
Cumulative - Total	0		0		0
United States Representative - Total	380	49.10%	394	50.90%	774
State Senator					
14th Senatorial District					
Poll Place	72	55.81%	57	44.19%	129
Vote by Mail	308	47.75%	337	52.25%	645
Mail Ballot	0		0		0
14th Senatorial District - Total	380	49.10%	394	50.90%	774
Cumulative					
Poll Place	0		0		0
Vote by Mail	0		0		0
Mail Ballot	0		0		0
Cumulative - Total	0		0		0
State Senator - Total	380	49.10%	394	50.90%	774
Member of the State Assembly					
32nd Assembly District					
Poll Place	72	55.81%	57	44.19%	129

367 of 3301

Exhibit F

District	Registered Voters
Vote by Mail	1,245
Mail Ballot	1,245
32nd Assembly District - Total	1,245
Cumulative	
Poll Place	0
Vote by Mail	0
Mail Ballot	0
Cumulative - Total	0
Member of the State Assembly - Total	1,245
Board of Equalization (State)	
Board Of Equalization	
Poll Place	1,245
Vote by Mail	1,245
Mail Ballot	1,245
Board Of Equalization - Total	1,245
Cumulative	
Poll Place	0
Vote by Mail	0
Mail Ballot	0
Cumulative - Total	0
Board of Equalization (State) - Total	1,245
County	
Kern County	
Poll Place	1,245
Vote by Mail	1,245
Mail Ballot	1,245
Kern County - Total	1,245
Cumulative	
Poll Place	0
Vote by Mail	0

District	JULIAN ARMANDO CALVILLO		DEANNA RODRIGUEZ ROOT		Total Votes
Vote by Mail	308	47.75%	337	52.25%	645
Mail Ballot	0		0		0
32nd Assembly District - Total	380	49.10%	394	50.90%	774
Cumulative					
Poll Place	0		0		0
Vote by Mail	0		0		0
Mail Ballot	0		0		0
Cumulative - Total	0		0		0
Member of the State Assembly - Total	380	49.10%	394	50.90%	774
Board of Equalization (State)					
Board Of Equalization					
Poll Place	72	55.81%	57	44.19%	129
Vote by Mail	308	47.75%	337	52.25%	645
Mail Ballot	0		0		0
Board Of Equalization - Total	380	49.10%	394	50.90%	774
Cumulative					
Poll Place	0		0		0
Vote by Mail	0		0		0
Mail Ballot	0		0		0
Cumulative - Total	0		0		0
Board of Equalization (State) - Total	380	49.10%	394	50.90%	774
County					
Kern County					
Poll Place	72	55.81%	57	44.19%	129
Vote by Mail	308	47.75%	337	52.25%	645
Mail Ballot	0		0		0
Kern County - Total	380	49.10%	394	50.90%	774
Cumulative					
Poll Place	0		0		0
Vote by Mail	0		0		0

368 of 3301

Exhibit F

District	Registered Voters
Mail Ballot	0
Cumulative - Total	0
County - Total	1,245
County Supervisor	
4th Supervisorial District	
Poll Place	1,245
Vote by Mail	1,245
Mail Ballot	1,245
4th Supervisorial District - Total	1,245
Cumulative	
Poll Place	0
Vote by Mail	0
Mail Ballot	0
Cumulative - Total	0
County Supervisor - Total	1,245
Cities	
City of Shafter	
Poll Place	1,245
Vote by Mail	1,245
Mail Ballot	1,245
City of Shafter - Total	1,245
Cumulative	
Poll Place	0
Vote by Mail	0
Mail Ballot	0
Cumulative - Total	0
Cities - Total	1,245
Unincorporated	
Unincorporated	
Poll Place	1,245

District	JULIAN ARMANDO CALVILLO		DEANNA RODRIGUEZ ROOT		Total Votes
Mail Ballot	0		0		0
Cumulative - Total	0		0		0
County - Total	380	49.10%	394	50.90%	774
County Supervisor					
4th Supervisorial District					
Poll Place	72	55.81%	57	44.19%	129
Vote by Mail	308	47.75%	337	52.25%	645
Mail Ballot	0		0		0
4th Supervisorial District - Total	380	49.10%	394	50.90%	774
Cumulative					
Poll Place	0		0		0
Vote by Mail	0		0		0
Mail Ballot	0		0		0
Cumulative - Total	0		0		0
County Supervisor - Total	380	49.10%	394	50.90%	774
Cities					
City of Shafter					
Poll Place	72	55.81%	57	44.19%	129
Vote by Mail	308	47.75%	337	52.25%	645
Mail Ballot	0		0		0
City of Shafter - Total	380	49.10%	394	50.90%	774
Cumulative					
Poll Place	0		0		0
Vote by Mail	0		0		0
Mail Ballot	0		0		0
Cumulative - Total	0		0		0
Cities - Total	380	49.10%	394	50.90%	774
Unincorporated					
Unincorporated					
Poll Place	72	55.81%	57	44.19%	129

District	Registered Voters
Vote by Mail	1,245
Mail Ballot	1,245
Unincorporated - Total	1,245
Cumulative	
Poll Place	0
Vote by Mail	0
Mail Ballot	0
Cumulative - Total	0
Unincorporated - Total	1,245

District	JULIAN ARMANDO CALVILLO		DEANNA RODRIGUEZ ROOT		Total Votes
Vote by Mail	308	47.75%	337	52.25%	645
Mail Ballot	0		0		0
Unincorporated - Total	380	49.10%	394	50.90%	774
Cumulative					
Poll Place	0		0		0
Vote by Mail	0		0		0
Mail Ballot	0		0		0
Cumulative - Total	0		0		0
Unincorporated - Total	380	49.10%	394	50.90%	774

Rio Bravo-Greeley Union Board Member - Full Term (Vote for 3)

District	Registered Voters
United States Representative	
21st Congressional District	
Poll Place	900
Vote by Mail	900
Mail Ballot	900
21st Congressional District - Total	900
23rd Congressional District	
Poll Place	2,557
Vote by Mail	2,557
Mail Ballot	2,557
23rd Congressional District - Total	2,557
Cumulative	
Poll Place	0
Vote by Mail	0
Mail Ballot	0
Cumulative - Total	0
United States Representative - Total	3,457
State Senator	
14th Senatorial District	
Poll Place	900
Vote by Mail	900
Mail Ballot	900
14th Senatorial District - Total	900
16th Senatorial District	
Poll Place	2,557
Vote by Mail	2,557

District	FRANCISCO "CISCO" LICEA		MICHAEL DIXON	
United States Representative				
21st Congressional District				
Poll Place	0		0	
Vote by Mail	0		0	
Mail Ballot	255	24.45%	247	23.68%
21st Congressional District - Total	255	24.45%	247	23.68%
23rd Congressional District				
Poll Place	72	19.51%	82	22.22%
Vote by Mail	595	20.47%	626	21.54%
Mail Ballot	114	23.65%	99	20.54%
23rd Congressional District - Total	781	20.79%	807	21.48%
Cumulative				
Poll Place	0		0	
Vote by Mail	0		0	
Mail Ballot	0		0	
Cumulative - Total	0		0	
United States Representative - Total	1,036	21.58%	1,054	21.96%
State Senator				
14th Senatorial District				
Poll Place	0		0	
Vote by Mail	0		0	
Mail Ballot	255	24.45%	247	23.68%
14th Senatorial District - Total	255	24.45%	247	23.68%
16th Senatorial District				
Poll Place	72	19.51%	82	22.22%
Vote by Mail	595	20.47%	626	21.54%

371 of 3301

Exhibit F

District	SHELLEY CAUZZA		GORDON WALTER		Total Votes
United States Representative					
21st Congressional District					
Poll Place	0		0		0
Vote by Mail	0		0		0
Mail Ballot	302	28.95%	239	22.91%	1,043
21st Congressional District - Total	302	28.95%	239	22.91%	1,043
23rd Congressional District					
Poll Place	121	32.79%	94	25.47%	369
Vote by Mail	913	31.42%	772	26.57%	2,906
Mail Ballot	154	31.95%	115	23.86%	482
23rd Congressional District - Total	1,188	31.62%	981	26.11%	3,757
Cumulative					
Poll Place	0		0		0
Vote by Mail	0		0		0
Mail Ballot	0		0		0
Cumulative - Total	0		0		0
United States Representative - Total	1,490	31.04%	1,220	25.42%	4,800
State Senator					
14th Senatorial District					
Poll Place	0		0		0
Vote by Mail	0		0		0
Mail Ballot	302	28.95%	239	22.91%	1,043
14th Senatorial District - Total	302	28.95%	239	22.91%	1,043
16th Senatorial District					
Poll Place	121	32.79%	94	25.47%	369
Vote by Mail	913	31.42%	772	26.57%	2,906

District	Registered Voters
Mail Ballot	2,557
16th Senatorial District - Total	2,557
Cumulative	
Poll Place	0
Vote by Mail	0
Mail Ballot	0
Cumulative - Total	0
State Senator - Total	3,457
Member of the State Assembly	
32nd Assembly District	
Poll Place	900
Vote by Mail	900
Mail Ballot	900
32nd Assembly District - Total	900
34th Assembly District	
Poll Place	2,557
Vote by Mail	2,557
Mail Ballot	2,557
34th Assembly District - Total	2,557
Cumulative	
Poll Place	0
Vote by Mail	0
Mail Ballot	0
Cumulative - Total	0
Member of the State Assembly - Total	3,457
Board of Equalization (State)	
Board Of Equalization	
Poll Place	3,457

District	FRANCISCO "CISCO" LICEA		MICHAEL DIXON	
Mail Ballot	114	23.65%	99	20.54%
16th Senatorial District - Total	781	20.79%	807	21.48%
Cumulative				
Poll Place	0		0	
Vote by Mail	0		0	
Mail Ballot	0		0	
Cumulative - Total	0		0	
State Senator - Total	1,036	21.58%	1,054	21.96%
Member of the State Assembly				
32nd Assembly District				
Poll Place	0		0	
Vote by Mail	0		0	
Mail Ballot	255	24.45%	247	23.68%
32nd Assembly District - Total	255	24.45%	247	23.68%
34th Assembly District				
Poll Place	72	19.51%	82	22.22%
Vote by Mail	595	20.47%	626	21.54%
Mail Ballot	114	23.65%	99	20.54%
34th Assembly District - Total	781	20.79%	807	21.48%
Cumulative				
Poll Place	0		0	
Vote by Mail	0		0	
Mail Ballot	0		0	
Cumulative - Total	0		0	
Member of the State Assembly - Total	1,036	21.58%	1,054	21.96%
Board of Equalization (State)				
Board Of Equalization				
Poll Place	72	19.51%	82	22.22%

District	SHELLEY CAUZZA		GORDON WALTER		Total Votes
Mail Ballot	154	31.95%	115	23.86%	482
16th Senatorial District - Total	1,188	31.62%	981	26.11%	3,757
Cumulative					
Poll Place	0		0		0
Vote by Mail	0		0		0
Mail Ballot	0		0		0
Cumulative - Total	0		0		0
State Senator - Total	1,490	31.04%	1,220	25.42%	4,800
Member of the State Assembly					
32nd Assembly District					
Poll Place	0		0		0
Vote by Mail	0		0		0
Mail Ballot	302	28.95%	239	22.91%	1,043
32nd Assembly District - Total	302	28.95%	239	22.91%	1,043
34th Assembly District					
Poll Place	121	32.79%	94	25.47%	369
Vote by Mail	913	31.42%	772	26.57%	2,906
Mail Ballot	154	31.95%	115	23.86%	482
34th Assembly District - Total	1,188	31.62%	981	26.11%	3,757
Cumulative					
Poll Place	0		0		0
Vote by Mail	0		0		0
Mail Ballot	0		0		0
Cumulative - Total	0		0		0
Member of the State Assembly - Total	1,490	31.04%	1,220	25.42%	4,800
Board of Equalization (State)					
Board Of Equalization					
Poll Place	121	32.79%	94	25.47%	369

District	Registered Voters
Vote by Mail	3,457
Mail Ballot	3,457
Board Of Equalization - Total	3,457
Cumulative	
Poll Place	0
Vote by Mail	0
Mail Ballot	0
Cumulative - Total	0
Board of Equalization (State) - Total	3,457
County	
Kern County	
Poll Place	3,457
Vote by Mail	3,457
Mail Ballot	3,457
Kern County - Total	3,457
Cumulative	
Poll Place	0
Vote by Mail	0
Mail Ballot	0
Cumulative - Total	0
County - Total	3,457
County Supervisor	
1st Supervisorial District	
Poll Place	2,557
Vote by Mail	2,557
Mail Ballot	2,557
1st Supervisorial District - Total	2,557
4th Supervisorial District	
Poll Place	900
Vote by Mail	900

District	FRANCISCO "CISCO" LICEA		MICHAEL DIXON	
Vote by Mail	595	20.47%	626	21.54%
Mail Ballot	369	24.20%	346	22.69%
Board Of Equalization - Total	1,036	21.58%	1,054	21.96%
Cumulative				
Poll Place	0		0	
Vote by Mail	0		0	
Mail Ballot	0		0	
Cumulative - Total	0		0	
Board of Equalization (State) - Total	1,036	21.58%	1,054	21.96%
County				
Kern County				
Poll Place	72	19.51%	82	22.22%
Vote by Mail	595	20.47%	626	21.54%
Mail Ballot	369	24.20%	346	22.69%
Kern County - Total	1,036	21.58%	1,054	21.96%
Cumulative				
Poll Place	0		0	
Vote by Mail	0		0	
Mail Ballot	0		0	
Cumulative - Total	0		0	
County - Total	1,036	21.58%	1,054	21.96%
County Supervisor				
1st Supervisorial District				
Poll Place	72	19.51%	82	22.22%
Vote by Mail	595	20.47%	626	21.54%
Mail Ballot	114	23.65%	99	20.54%
1st Supervisorial District - Total	781	20.79%	807	21.48%
4th Supervisorial District				
Poll Place	0		0	
Vote by Mail	0		0	

District	SHELLEY CAUZZA		GORDON WALTER		Total Votes
Vote by Mail	913	31.42%	772	26.57%	2,906
Mail Ballot	456	29.90%	354	23.21%	1,525
Board Of Equalization - Total	1,490	31.04%	1,220	25.42%	4,800
Cumulative					
Poll Place	0		0		0
Vote by Mail	0		0		0
Mail Ballot	0		0		0
Cumulative - Total	0		0		0
Board of Equalization (State) - Total	1,490	31.04%	1,220	25.42%	4,800
County					
Kern County					
Poll Place	121	32.79%	94	25.47%	369
Vote by Mail	913	31.42%	772	26.57%	2,906
Mail Ballot	456	29.90%	354	23.21%	1,525
Kern County - Total	1,490	31.04%	1,220	25.42%	4,800
Cumulative					
Poll Place	0		0		0
Vote by Mail	0		0		0
Mail Ballot	0		0		0
Cumulative - Total	0		0		0
County - Total	1,490	31.04%	1,220	25.42%	4,800
County Supervisor					
1st Supervisorial District					
Poll Place	121	32.79%	94	25.47%	369
Vote by Mail	913	31.42%	772	26.57%	2,906
Mail Ballot	154	31.95%	115	23.86%	482
1st Supervisorial District - Total	1,188	31.62%	981	26.11%	3,757
4th Supervisorial District					
Poll Place	0		0		0
Vote by Mail	0		0		0

District	Registered Voters
Mail Ballot	900
4th Supervisorial District - Total	900
Cumulative	
Poll Place	0
Vote by Mail	0
Mail Ballot	0
Cumulative - Total	0
County Supervisor - Total	3,457
Cities	
City of Bakersfield	
Poll Place	257
Vote by Mail	257
Mail Ballot	257
City of Bakersfield - Total	257
City of Shafter	
Poll Place	2
Vote by Mail	2
Mail Ballot	2
City of Shafter - Total	2
Unincorporated	
Poll Place	3,198
Vote by Mail	3,198
Mail Ballot	3,198
Unincorporated - Total	3,198
Cumulative	
Poll Place	0
Vote by Mail	0
Mail Ballot	0
Cumulative - Total	0
Cities - Total	3,457

District	FRANCISCO "CISCO" LICEA		MICHAEL DIXON	
Mail Ballot	255	24.45%	247	23.68%
4th Supervisorial District - Total	255	24.45%	247	23.68%
Cumulative				
Poll Place	0		0	
Vote by Mail	0		0	
Mail Ballot	0		0	
Cumulative - Total	0		0	
County Supervisor - Total	1,036	21.58%	1,054	21.96%
Cities				
City of Bakersfield				
Poll Place	0		0	
Vote by Mail	0		0	
Mail Ballot	100	26.39%	67	17.68%
City of Bakersfield - Total	100	26.39%	67	17.68%
City of Shafter				
Poll Place	0		0	
Vote by Mail	0		0	
Mail Ballot	2	33.33%	0	0.00%
City of Shafter - Total	2	33.33%	0	0.00%
Unincorporated				
Poll Place	72	19.51%	82	22.22%
Vote by Mail	595	20.47%	626	21.54%
Mail Ballot	267	23.42%	279	24.47%
Unincorporated - Total	934	21.16%	987	22.36%
Cumulative				
Poll Place	0		0	
Vote by Mail	0		0	
Mail Ballot	0		0	
Cumulative - Total	0		0	
Cities - Total	1,036	21.58%	1,054	21.96%

District	SHELLEY CAUZZA		GORDON WALTER		Total Votes
Mail Ballot	302	28.95%	239	22.91%	1,043
4th Supervisorial District - Total	302	28.95%	239	22.91%	1,043
Cumulative					
Poll Place	0		0		0
Vote by Mail	0		0		0
Mail Ballot	0		0		0
Cumulative - Total	0		0		0
County Supervisor - Total	1,490	31.04%	1,220	25.42%	4,800
Cities					
City of Bakersfield					
Poll Place	0		0		0
Vote by Mail	0		0		0
Mail Ballot	124	32.72%	88	23.22%	379
City of Bakersfield - Total	124	32.72%	88	23.22%	379
City of Shafter					
Poll Place	0		0		0
Vote by Mail	0		0		0
Mail Ballot	2	33.33%	2	33.33%	6
City of Shafter - Total	2	33.33%	2	33.33%	6
Unincorporated					
Poll Place	121	32.79%	94	25.47%	369
Vote by Mail	913	31.42%	772	26.57%	2,906
Mail Ballot	330	28.95%	264	23.16%	1,140
Unincorporated - Total	1,364	30.89%	1,130	25.59%	4,415
Cumulative					
Poll Place	0		0		0
Vote by Mail	0		0		0
Mail Ballot	0		0		0
Cumulative - Total	0		0		0
Cities - Total	1,490	31.04%	1,220	25.42%	4,800

District	Registered Voters
Unincorporated	
Unincorporated Area	
Poll Place	3,198
Vote by Mail	3,198
Mail Ballot	3,198
Unincorporated Area - Total	3,198
Unincorporated	
Poll Place	259
Vote by Mail	259
Mail Ballot	259
Unincorporated - Total	259
Cumulative	
Poll Place	0
Vote by Mail	0
Mail Ballot	0
Cumulative - Total	0
Unincorporated - Total	3,457

District	FRANCISCO "CISCO" LICEA		MICHAEL DIXON	
Unincorporated				
Unincorporated Area				
Poll Place	72	19.51%	82	22.22%
Vote by Mail	595	20.47%	626	21.54%
Mail Ballot	267	23.42%	279	24.47%
Unincorporated Area - Total	934	21.16%	987	22.36%
Unincorporated				
Poll Place	0		0	
Vote by Mail	0		0	
Mail Ballot	102	26.49%	67	17.40%
Unincorporated - Total	102	26.49%	67	17.40%
Cumulative				
Poll Place	0		0	
Vote by Mail	0		0	
Mail Ballot	0		0	
Cumulative - Total	0		0	
Unincorporated - Total	1,036	21.58%	1,054	21.96%

District	SHELLEY CAUZZA		GORDON WALTER		Total Votes
Unincorporated					
Unincorporated Area					
Poll Place	121	32.79%	94	25.47%	369
Vote by Mail	913	31.42%	772	26.57%	2,906
Mail Ballot	330	28.95%	264	23.16%	1,140
Unincorporated Area - Total	1,364	30.89%	1,130	25.59%	4,415
Unincorporated					
Poll Place	0		0		0
Vote by Mail	0		0		0
Mail Ballot	126	32.73%	90	23.38%	385
Unincorporated - Total	126	32.73%	90	23.38%	385
Cumulative					
Poll Place	0		0		0
Vote by Mail	0		0		0
Mail Ballot	0		0		0
Cumulative - Total	0		0		0
Unincorporated - Total	1,490	31.04%	1,220	25.42%	4,800

Rosedale Union School Board Member-Short Term (Vote for 1)

District	Registered Voters
United States Representative	
21st Congressional District	
Poll Place	36
Vote by Mail	36
Mail Ballot	36
21st Congressional District - Total	36
23rd Congressional District	
Poll Place	33,591
Vote by Mail	33,591
Mail Ballot	33,591
23rd Congressional District - Total	33,591
Cumulative	
Poll Place	0
Vote by Mail	0
Mail Ballot	0
Cumulative - Total	0
United States Representative - Total	33,627
State Senator	
14th Senatorial District	
Poll Place	36
Vote by Mail	36
Mail Ballot	36
14th Senatorial District - Total	36
16th Senatorial District	
Poll Place	33,591
Vote by Mail	33,591

District	DAVID EGGERS		ROSA LARA	
United States Representative				
21st Congressional District				
Poll Place	0		0	
Vote by Mail	0		0	
Mail Ballot	4	21.05%	3	15.79%
21st Congressional District - Total	4	21.05%	3	15.79%
23rd Congressional District				
Poll Place	502	15.46%	181	5.57%
Vote by Mail	2,462	12.06%	1,177	5.77%
Mail Ballot	109	13.18%	55	6.65%
23rd Congressional District - Total	3,073	12.55%	1,413	5.77%
Cumulative				
Poll Place	0		0	
Vote by Mail	0		0	
Mail Ballot	0		0	
Cumulative - Total	0		0	
United States Representative - Total	3,077	12.56%	1,416	5.78%
State Senator				
14th Senatorial District				
Poll Place	0		0	
Vote by Mail	0		0	
Mail Ballot	4	21.05%	3	15.79%
14th Senatorial District - Total	4	21.05%	3	15.79%
16th Senatorial District				
Poll Place	502	15.46%	181	5.57%
Vote by Mail	2,462	12.06%	1,177	5.77%

381 of 3301

Exhibit F

District	GABE GARCIA		JOSHUA PORTER		LAUREL SHEFFIELD		GARY KRAUCYK		Total Votes
United States Representative									
21st Congressional District									
Poll Place	0		0		0		0		0
Vote by Mail	0		0		0		0		0
Mail Ballot	2	10.53%	7	36.84%	3	15.79%	0	0.00%	19
21st Congressional District - Total	2	10.53%	7	36.84%	3	15.79%	0	0.00%	19
23rd Congressional District									
Poll Place	233	7.18%	665	20.48%	1,240	38.19%	426	13.12%	3,247
Vote by Mail	1,854	9.08%	5,183	25.39%	6,491	31.80%	3,246	15.90%	20,413
Mail Ballot	67	8.10%	199	24.06%	234	28.30%	163	19.71%	827
23rd Congressional District - Total	2,154	8.80%	6,047	24.69%	7,965	32.53%	3,835	15.66%	24,487
Cumulative									
Poll Place	0		0		0		0		0
Vote by Mail	0		0		0		0		0
Mail Ballot	0		0		0		0		0
Cumulative - Total	0		0		0		0		0
United States Representative - Total	2,156	8.80%	6,054	24.70%	7,968	32.51%	3,835	15.65%	24,506
State Senator									
14th Senatorial District									
Poll Place	0		0		0		0		0
Vote by Mail	0		0		0		0		0
Mail Ballot	2	10.53%	7	36.84%	3	15.79%	0	0.00%	19
14th Senatorial District - Total	2	10.53%	7	36.84%	3	15.79%	0	0.00%	19
16th Senatorial District									
Poll Place	233	7.18%	665	20.48%	1,240	38.19%	426	13.12%	3,247
Vote by Mail	1,854	9.08%	5,183	25.39%	6,491	31.80%	3,246	15.90%	20,413

District	Registered Voters
Mail Ballot	33,591
16th Senatorial District - Total	33,591
Cumulative	
Poll Place	0
Vote by Mail	0
Mail Ballot	0
Cumulative - Total	0
State Senator - Total	33,627
Member of the State Assembly	
32nd Assembly District	
Poll Place	36
Vote by Mail	36
Mail Ballot	36
32nd Assembly District - Total	36
34th Assembly District	
Poll Place	33,591
Vote by Mail	33,591
Mail Ballot	33,591
34th Assembly District - Total	33,591
Cumulative	
Poll Place	0
Vote by Mail	0
Mail Ballot	0
Cumulative - Total	0
Member of the State Assembly - Total	33,627
Board of Equalization (State)	
Board Of Equalization	
Poll Place	33,627

District	DAVID EGGERS		ROSA LARA	
Mail Ballot	109	13.18%	55	6.65%
16th Senatorial District - Total	3,073	12.55%	1,413	5.77%
Cumulative				
Poll Place	0		0	
Vote by Mail	0		0	
Mail Ballot	0		0	
Cumulative - Total	0		0	
State Senator - Total	3,077	12.56%	1,416	5.78%
Member of the State Assembly				
32nd Assembly District				
Poll Place	0		0	
Vote by Mail	0		0	
Mail Ballot	4	21.05%	3	15.79%
32nd Assembly District - Total	4	21.05%	3	15.79%
34th Assembly District				
Poll Place	502	15.46%	181	5.57%
Vote by Mail	2,462	12.06%	1,177	5.77%
Mail Ballot	109	13.18%	55	6.65%
34th Assembly District - Total	3,073	12.55%	1,413	5.77%
Cumulative				
Poll Place	0		0	
Vote by Mail	0		0	
Mail Ballot	0		0	
Cumulative - Total	0		0	
Member of the State Assembly - Total	3,077	12.56%	1,416	5.78%
Board of Equalization (State)				
Board Of Equalization				
Poll Place	502	15.46%	181	5.57%

District	GABE GARCIA		JOSHUA PORTER		LAUREL SHEFFIELD		GARY KRAUCYK		Total Votes
Mail Ballot	67	8.10%	199	24.06%	234	28.30%	163	19.71%	827
16th Senatorial District - Total	2,154	8.80%	6,047	24.69%	7,965	32.53%	3,835	15.66%	24,487
Cumulative									
Poll Place	0		0		0		0		0
Vote by Mail	0		0		0		0		0
Mail Ballot	0		0		0		0		0
Cumulative - Total	0		0		0		0		0
State Senator - Total	2,156	8.80%	6,054	24.70%	7,968	32.51%	3,835	15.65%	24,506
Member of the State Assembly									
32nd Assembly District									
Poll Place	0		0		0		0		0
Vote by Mail	0		0		0		0		0
Mail Ballot	2	10.53%	7	36.84%	3	15.79%	0	0.00%	19
32nd Assembly District - Total	2	10.53%	7	36.84%	3	15.79%	0	0.00%	19
34th Assembly District									
Poll Place	233	7.18%	665	20.48%	1,240	38.19%	426	13.12%	3,247
Vote by Mail	1,854	9.08%	5,183	25.39%	6,491	31.80%	3,246	15.90%	20,413
Mail Ballot	67	8.10%	199	24.06%	234	28.30%	163	19.71%	827
34th Assembly District - Total	2,154	8.80%	6,047	24.69%	7,965	32.53%	3,835	15.66%	24,487
Cumulative									
Poll Place	0		0		0		0		0
Vote by Mail	0		0		0		0		0
Mail Ballot	0		0		0		0		0
Cumulative - Total	0		0		0		0		0
Member of the State Assembly - Total	2,156	8.80%	6,054	24.70%	7,968	32.51%	3,835	15.65%	24,506
Board of Equalization (State)									
Board Of Equalization									
Poll Place	233	7.18%	665	20.48%	1,240	38.19%	426	13.12%	3,247

District	Registered Voters
Vote by Mail	33,627
Mail Ballot	33,627
Board Of Equalization - Total	33,627
Cumulative	
Poll Place	0
Vote by Mail	0
Mail Ballot	0
Cumulative - Total	0
Board of Equalization (State) - Total	33,627
County	
Kern County	
Poll Place	33,627
Vote by Mail	33,627
Mail Ballot	33,627
Kern County - Total	33,627
Cumulative	
Poll Place	0
Vote by Mail	0
Mail Ballot	0
Cumulative - Total	0
County - Total	33,627
County Supervisor	
1st Supervisorial District	
Poll Place	33,591
Vote by Mail	33,591
Mail Ballot	33,591
1st Supervisorial District - Total	33,591
4th Supervisorial District	
Poll Place	36
Vote by Mail	36

District	DAVID EGGERS		ROSA LARA	
Vote by Mail	2,462	12.06%	1,177	5.77%
Mail Ballot	113	13.36%	58	6.86%
Board Of Equalization - Total	3,077	12.56%	1,416	5.78%
Cumulative				
Poll Place	0		0	
Vote by Mail	0		0	
Mail Ballot	0		0	
Cumulative - Total	0		0	
Board of Equalization (State) - Total	3,077	12.56%	1,416	5.78%
County				
Kern County				
Poll Place	502	15.46%	181	5.57%
Vote by Mail	2,462	12.06%	1,177	5.77%
Mail Ballot	113	13.36%	58	6.86%
Kern County - Total	3,077	12.56%	1,416	5.78%
Cumulative				
Poll Place	0		0	
Vote by Mail	0		0	
Mail Ballot	0		0	
Cumulative - Total	0		0	
County - Total	3,077	12.56%	1,416	5.78%
County Supervisor				
1st Supervisorial District				
Poll Place	502	15.46%	181	5.57%
Vote by Mail	2,462	12.06%	1,177	5.77%
Mail Ballot	109	13.18%	55	6.65%
1st Supervisorial District - Total	3,073	12.55%	1,413	5.77%
4th Supervisorial District				
Poll Place	0		0	
Vote by Mail	0		0	

District	GABE GARCIA		JOSHUA PORTER		LAUREL SHEFFIELD		GARY KRAUCYK		Total Votes
Vote by Mail	1,854	9.08%	5,183	25.39%	6,491	31.80%	3,246	15.90%	20,413
Mail Ballot	69	8.16%	206	24.35%	237	28.01%	163	19.27%	846
Board Of Equalization - Total	2,156	8.80%	6,054	24.70%	7,968	32.51%	3,835	15.65%	24,506
Cumulative									
Poll Place	0		0		0		0		0
Vote by Mail	0		0		0		0		0
Mail Ballot	0		0		0		0		0
Cumulative - Total	0		0		0		0		0
Board of Equalization (State) - Total	2,156	8.80%	6,054	24.70%	7,968	32.51%	3,835	15.65%	24,506
County									
Kern County									
Poll Place	233	7.18%	665	20.48%	1,240	38.19%	426	13.12%	3,247
Vote by Mail	1,854	9.08%	5,183	25.39%	6,491	31.80%	3,246	15.90%	20,413
Mail Ballot	69	8.16%	206	24.35%	237	28.01%	163	19.27%	846
Kern County - Total	2,156	8.80%	6,054	24.70%	7,968	32.51%	3,835	15.65%	24,506
Cumulative									
Poll Place	0		0		0		0		0
Vote by Mail	0		0		0		0		0
Mail Ballot	0		0		0		0		0
Cumulative - Total	0		0		0		0		0
County - Total	2,156	8.80%	6,054	24.70%	7,968	32.51%	3,835	15.65%	24,506
County Supervisor									
1st Supervisorial District									
Poll Place	233	7.18%	665	20.48%	1,240	38.19%	426	13.12%	3,247
Vote by Mail	1,854	9.08%	5,183	25.39%	6,491	31.80%	3,246	15.90%	20,413
Mail Ballot	67	8.10%	199	24.06%	234	28.30%	163	19.71%	827
1st Supervisorial District - Total	2,154	8.80%	6,047	24.69%	7,965	32.53%	3,835	15.66%	24,487
4th Supervisorial District									
Poll Place	0		0		0		0		0
Vote by Mail	0		0		0		0		0

District	Registered Voters
Mail Ballot	36
4th Supervisorial District - Total	36
Cumulative	
Poll Place	0
Vote by Mail	0
Mail Ballot	0
Cumulative - Total	0
County Supervisor - Total	33,627
Cities	
City of Bakersfield	
Poll Place	19,746
Vote by Mail	19,746
Mail Ballot	19,746
City of Bakersfield - Total	19,746
City of Shafter	
Poll Place	36
Vote by Mail	36
Mail Ballot	36
City of Shafter - Total	36
Unincorporated	
Poll Place	13,845
Vote by Mail	13,845
Mail Ballot	13,845
Unincorporated - Total	13,845
Cumulative	
Poll Place	0
Vote by Mail	0
Mail Ballot	0
Cumulative - Total	0
Cities - Total	33,627

District	DAVID EGGERS		ROSA LARA	
Mail Ballot	4	21.05%	3	15.79%
4th Supervisorial District - Total	4	21.05%	3	15.79%
Cumulative				
Poll Place	0		0	
Vote by Mail	0		0	
Mail Ballot	0		0	
Cumulative - Total	0		0	
County Supervisor - Total	3,077	12.56%	1,416	5.78%
Cities				
City of Bakersfield				
Poll Place	303	15.22%	133	6.68%
Vote by Mail	1,324	11.18%	785	6.63%
Mail Ballot	66	13.36%	38	7.69%
City of Bakersfield - Total	1,693	11.81%	956	6.67%
City of Shafter				
Poll Place	0		0	
Vote by Mail	0		0	
Mail Ballot	4	21.05%	3	15.79%
City of Shafter - Total	4	21.05%	3	15.79%
Unincorporated				
Poll Place	199	15.84%	48	3.82%
Vote by Mail	1,138	13.28%	392	4.58%
Mail Ballot	43	12.91%	17	5.11%
Unincorporated - Total	1,380	13.59%	457	4.50%
Cumulative				
Poll Place	0		0	
Vote by Mail	0		0	
Mail Ballot	0		0	
Cumulative - Total	0		0	
Cities - Total	3,077	12.56%	1,416	5.78%

District	GABE GARCIA		JOSHUA PORTER		LAUREL SHEFFIELD		GARY KRAUCYK		Total Votes
Mail Ballot	2	10.53%	7	36.84%	3	15.79%	0	0.00%	19
4th Supervisorial District - Total	2	10.53%	7	36.84%	3	15.79%	0	0.00%	19
Cumulative									
Poll Place	0		0		0		0		0
Vote by Mail	0		0		0		0		0
Mail Ballot	0		0		0		0		0
Cumulative - Total	0		0		0		0		0
County Supervisor - Total	2,156	8.80%	6,054	24.70%	7,968	32.51%	3,835	15.65%	24,506
Cities									
City of Bakersfield									
Poll Place	142	7.13%	425	21.35%	752	37.77%	236	11.85%	1,991
Vote by Mail	1,067	9.01%	3,251	27.44%	3,653	30.84%	1,766	14.91%	11,846
Mail Ballot	46	9.31%	141	28.54%	110	22.27%	93	18.83%	494
City of Bakersfield - Total	1,255	8.76%	3,817	26.63%	4,515	31.51%	2,095	14.62%	14,331
City of Shafter									
Poll Place	0		0		0		0		0
Vote by Mail	0		0		0		0		0
Mail Ballot	2	10.53%	7	36.84%	3	15.79%	0	0.00%	19
City of Shafter - Total	2	10.53%	7	36.84%	3	15.79%	0	0.00%	19
Unincorporated									
Poll Place	91	7.25%	240	19.11%	488	38.85%	190	15.13%	1,256
Vote by Mail	787	9.19%	1,932	22.55%	2,838	33.13%	1,480	17.28%	8,567
Mail Ballot	21	6.31%	58	17.42%	124	37.24%	70	21.02%	333
Unincorporated - Total	899	8.85%	2,230	21.96%	3,450	33.97%	1,740	17.13%	10,156
Cumulative									
Poll Place	0		0		0		0		0
Vote by Mail	0		0		0		0		0
Mail Ballot	0		0		0		0		0
Cumulative - Total	0		0		0		0		0
Cities - Total	2,156	8.80%	6,054	24.70%	7,968	32.51%	3,835	15.65%	24,506

District	Registered Voters
Unincorporated	
Unincorporated Area	
Poll Place	14,021
Vote by Mail	14,021
Mail Ballot	14,021
Unincorporated Area - Total	14,021
Unincorporated	
Poll Place	19,606
Vote by Mail	19,606
Mail Ballot	19,606
Unincorporated - Total	19,606
Cumulative	
Poll Place	0
Vote by Mail	0
Mail Ballot	0
Cumulative - Total	0
Unincorporated - Total	33,627

District	DAVID EGGERS		ROSA LARA	
Unincorporated				
Unincorporated Area				
Poll Place	199	15.84%	48	3.82%
Vote by Mail	1,138	13.28%	392	4.58%
Mail Ballot	55	12.79%	25	5.81%
Unincorporated Area - Total	1,392	13.58%	465	4.54%
Unincorporated				
Poll Place	303	15.22%	133	6.68%
Vote by Mail	1,324	11.18%	785	6.63%
Mail Ballot	58	13.94%	33	7.93%
Unincorporated - Total	1,685	11.82%	951	6.67%
Cumulative				
Poll Place	0		0	
Vote by Mail	0		0	
Mail Ballot	0		0	
Cumulative - Total	0		0	
Unincorporated - Total	3,077	12.56%	1,416	5.78%

District	GABE GARCIA		JOSHUA PORTER		LAUREL SHEFFIELD		GARY KRAUCYK		Total Votes
Unincorporated									
Unincorporated Area									
Poll Place	91	7.25%	240	19.11%	488	38.85%	190	15.13%	1,256
Vote by Mail	787	9.19%	1,932	22.55%	2,838	33.13%	1,480	17.28%	8,567
Mail Ballot	25	5.81%	94	21.86%	148	34.42%	83	19.30%	430
Unincorporated Area - Total	903	8.81%	2,266	22.10%	3,474	33.88%	1,753	17.10%	10,253
Unincorporated									
Poll Place	142	7.13%	425	21.35%	752	37.77%	236	11.85%	1,991
Vote by Mail	1,067	9.01%	3,251	27.44%	3,653	30.84%	1,766	14.91%	11,846
Mail Ballot	44	10.58%	112	26.92%	89	21.39%	80	19.23%	416
Unincorporated - Total	1,253	8.79%	3,788	26.58%	4,494	31.53%	2,082	14.61%	14,253
Cumulative									
Poll Place	0		0		0		0		0
Vote by Mail	0		0		0		0		0
Mail Ballot	0		0		0		0		0
Cumulative - Total	0		0		0		0		0
Unincorporated - Total	2,156	8.80%	6,054	24.70%	7,968	32.51%	3,835	15.65%	24,506

Bakersfield City School Board Member # 1-Full Term (Vote for 1)

District	Registered Voters
United States Representative	
21st Congressional District	
Poll Place	149
Vote by Mail	149
Mail Ballot	149
21st Congressional District - Total	149
23rd Congressional District	
Poll Place	24,959
Vote by Mail	24,959
Mail Ballot	24,959
23rd Congressional District - Total	24,959
Cumulative	
Poll Place	0
Vote by Mail	0
Mail Ballot	0
Cumulative - Total	0
United States Representative - Total	25,108
State Senator	
14th Senatorial District	
Poll Place	50
Vote by Mail	50
Mail Ballot	50
14th Senatorial District - Total	50
16th Senatorial District	
Poll Place	25,058
Vote by Mail	25,058

District	MICHAEL B EGGERT		LILLIAN TAFOYA		Total Votes
United States Representative					
21st Congressional District					
Poll Place	0		0		0
Vote by Mail	0		0		0
Mail Ballot	31	38.27%	50	61.73%	81
21st Congressional District - Total	31	38.27%	50	61.73%	81
23rd Congressional District					
Poll Place	942	51.17%	899	48.83%	1,841
Vote by Mail	6,003	41.97%	8,299	58.03%	14,302
Mail Ballot	415	47.65%	456	52.35%	871
23rd Congressional District - Total	7,360	43.26%	9,654	56.74%	17,014
Cumulative					
Poll Place	0		0		0
Vote by Mail	0		0		0
Mail Ballot	0		0		0
Cumulative - Total	0		0		0
United States Representative - Total	7,391	43.23%	9,704	56.77%	17,095
State Senator					
14th Senatorial District					
Poll Place	0		0		0
Vote by Mail	0		0		0
Mail Ballot	12	48.00%	13	52.00%	25
14th Senatorial District - Total	12	48.00%	13	52.00%	25
16th Senatorial District					
Poll Place	942	51.17%	899	48.83%	1,841
Vote by Mail	6,003	41.97%	8,299	58.03%	14,302

District	Registered Voters
Mail Ballot	25,058
16th Senatorial District - Total	25,058
Cumulative	
Poll Place	0
Vote by Mail	0
Mail Ballot	0
Cumulative - Total	0
State Senator - Total	25,108
Member of the State Assembly	
26th Assembly District	
Poll Place	3
Vote by Mail	3
Mail Ballot	3
26th Assembly District - Total	3
32nd Assembly District	
Poll Place	3,467
Vote by Mail	3,467
Mail Ballot	3,467
32nd Assembly District - Total	3,467
34th Assembly District	
Poll Place	21,638
Vote by Mail	21,638
Mail Ballot	21,638
34th Assembly District - Total	21,638
Cumulative	
Poll Place	0
Vote by Mail	0

District	MICHAEL B EGGERT		LILLIAN TAFOYA		Total Votes
Mail Ballot	434	46.82%	493	53.18%	927
16th Senatorial District - Total	7,379	43.23%	9,691	56.77%	17,070
Cumulative					
Poll Place	0		0		0
Vote by Mail	0		0		0
Mail Ballot	0		0		0
Cumulative - Total	0		0		0
State Senator - Total	7,391	43.23%	9,704	56.77%	17,095
Member of the State Assembly					
26th Assembly District					
Poll Place	0		0		0
Vote by Mail	0		0		0
Mail Ballot	1	50.00%	1	50.00%	2
26th Assembly District - Total	1	50.00%	1	50.00%	2
32nd Assembly District					
Poll Place	106	51.46%	100	48.54%	206
Vote by Mail	668	42.04%	921	57.96%	1,589
Mail Ballot	122	41.92%	169	58.08%	291
32nd Assembly District - Total	896	42.95%	1,190	57.05%	2,086
34th Assembly District					
Poll Place	836	51.13%	799	48.87%	1,635
Vote by Mail	5,335	41.96%	7,378	58.04%	12,713
Mail Ballot	323	49.01%	336	50.99%	659
34th Assembly District - Total	6,494	43.27%	8,513	56.73%	15,007
Cumulative					
Poll Place	0		0		0
Vote by Mail	0		0		0

District	Registered Voters
Mail Ballot	0
Cumulative - Total	0
Member of the State Assembly - Total	25,108
Board of Equalization (State)	
Board Of Equalization	
Poll Place	25,108
Vote by Mail	25,108
Mail Ballot	25,108
Board Of Equalization - Total	25,108
Cumulative	
Poll Place	0
Vote by Mail	0
Mail Ballot	0
Cumulative - Total	0
Board of Equalization (State) - Total	25,108
County	
Kern County	
Poll Place	25,108
Vote by Mail	25,108
Mail Ballot	25,108
Kern County - Total	25,108
Cumulative	
Poll Place	0
Vote by Mail	0
Mail Ballot	0
Cumulative - Total	0
County - Total	25,108

District	MICHAEL B EGGERT		LILLIAN TAFOYA		Total Votes
Mail Ballot	0		0		0
Cumulative - Total	0		0		0
Member of the State Assembly - Total	7,391	43.23%	9,704	56.77%	17,095
Board of Equalization (State)					
Board Of Equalization					
Poll Place	942	51.17%	899	48.83%	1,841
Vote by Mail	6,003	41.97%	8,299	58.03%	14,302
Mail Ballot	446	46.85%	506	53.15%	952
Board Of Equalization - Total	7,391	43.23%	9,704	56.77%	17,095
Cumulative					
Poll Place	0		0		0
Vote by Mail	0		0		0
Mail Ballot	0		0		0
Cumulative - Total	0		0		0
Board of Equalization (State) - Total	7,391	43.23%	9,704	56.77%	17,095
County					
Kern County					
Poll Place	942	51.17%	899	48.83%	1,841
Vote by Mail	6,003	41.97%	8,299	58.03%	14,302
Mail Ballot	446	46.85%	506	53.15%	952
Kern County - Total	7,391	43.23%	9,704	56.77%	17,095
Cumulative					
Poll Place	0		0		0
Vote by Mail	0		0		0
Mail Ballot	0		0		0
Cumulative - Total	0		0		0
County - Total	7,391	43.23%	9,704	56.77%	17,095

District	Registered Voters
County Supervisor	
1st Supervisorial District	
Poll Place	3,012
Vote by Mail	3,012
Mail Ballot	3,012
1st Supervisorial District - Total	3,012
3rd Supervisorial District	
Poll Place	20,345
Vote by Mail	20,345
Mail Ballot	20,345
3rd Supervisorial District - Total	20,345
5th Supervisorial District	
Poll Place	1,751
Vote by Mail	1,751
Mail Ballot	1,751
5th Supervisorial District - Total	1,751
Cumulative	
Poll Place	0
Vote by Mail	0
Mail Ballot	0
Cumulative - Total	0
County Supervisor - Total	25,108
Cities	
City of Bakersfield	
Poll Place	19,929
Vote by Mail	19,929
Mail Ballot	19,929
City of Bakersfield - Total	19,929
Unincorporated	
Poll Place	5,179
Vote by Mail	5,179

District	MICHAEL B EGGERT		LILLIAN TAFOYA		Total Votes
County Supervisor					
1st Supervisorial District					
Poll Place	76	55.07%	62	44.93%	138
Vote by Mail	751	39.95%	1,129	60.05%	1,880
Mail Ballot	104	44.07%	132	55.93%	236
1st Supervisorial District - Total	931	41.30%	1,323	58.70%	2,254
3rd Supervisorial District					
Poll Place	821	51.03%	788	48.97%	1,609
Vote by Mail	4,948	42.17%	6,785	57.83%	11,733
Mail Ballot	246	51.25%	234	48.75%	480
3rd Supervisorial District - Total	6,015	43.52%	7,807	56.48%	13,822
5th Supervisorial District					
Poll Place	45	47.87%	49	52.13%	94
Vote by Mail	304	44.12%	385	55.88%	689
Mail Ballot	96	40.68%	140	59.32%	236
5th Supervisorial District - Total	445	43.67%	574	56.33%	1,019
Cumulative					
Poll Place	0		0		0
Vote by Mail	0		0		0
Mail Ballot	0		0		0
Cumulative - Total	0		0		0
County Supervisor - Total	7,391	43.23%	9,704	56.77%	17,095
Cities					
City of Bakersfield					
Poll Place	805	50.66%	784	49.34%	1,589
Vote by Mail	4,952	42.00%	6,839	58.00%	11,791
Mail Ballot	165	45.71%	196	54.29%	361
City of Bakersfield - Total	5,922	43.10%	7,819	56.90%	13,741
Unincorporated					
Poll Place	137	54.37%	115	45.63%	252
Vote by Mail	1,051	41.86%	1,460	58.14%	2,511

394 of 3301

Exhibit F

District	Registered Voters
Mail Ballot	5,179
Unincorporated - Total	5,179
Cumulative	
Poll Place	0
Vote by Mail	0
Mail Ballot	0
Cumulative - Total	0
Cities - Total	25,108
Unincorporated	
Unincorporated Area	
Poll Place	5,342
Vote by Mail	5,342
Mail Ballot	5,342
Unincorporated Area - Total	5,342
Unincorporated	
Poll Place	19,766
Vote by Mail	19,766
Mail Ballot	19,766
Unincorporated - Total	19,766
Cumulative	
Poll Place	0
Vote by Mail	0
Mail Ballot	0
Cumulative - Total	0
Unincorporated - Total	25,108

District	MICHAEL B EGGERT		LILLIAN TAFOYA		Total Votes
Mail Ballot	281	47.55%	310	52.45%	591
Unincorporated - Total	1,469	43.80%	1,885	56.20%	3,354
Cumulative					
Poll Place	0		0		0
Vote by Mail	0		0		0
Mail Ballot	0		0		0
Cumulative - Total	0		0		0
Cities - Total	7,391	43.23%	9,704	56.77%	17,095
Unincorporated					
Unincorporated Area					
Poll Place	137	54.37%	115	45.63%	252
Vote by Mail	1,051	41.86%	1,460	58.14%	2,511
Mail Ballot	329	47.47%	364	52.53%	693
Unincorporated Area - Total	1,517	43.89%	1,939	56.11%	3,456
Unincorporated					
Poll Place	805	50.66%	784	49.34%	1,589
Vote by Mail	4,952	42.00%	6,839	58.00%	11,791
Mail Ballot	117	45.17%	142	54.83%	259
Unincorporated - Total	5,874	43.07%	7,765	56.93%	13,639
Cumulative					
Poll Place	0		0		0
Vote by Mail	0		0		0
Mail Ballot	0		0		0
Cumulative - Total	0		0		0
Unincorporated - Total	7,391	43.23%	9,704	56.77%	17,095

Bakersfield City School Board Member # 3-Full Term (Vote for 1)

District	Registered Voters
United States Representative	
21st Congressional District	
Poll Place	4,562
Vote by Mail	4,562
Mail Ballot	4,562
21st Congressional District - Total	4,562
23rd Congressional District	
Poll Place	12,236
Vote by Mail	12,236
Mail Ballot	12,236
23rd Congressional District - Total	12,236
Cumulative	
Poll Place	0
Vote by Mail	0
Mail Ballot	0
Cumulative - Total	0
United States Representative - Total	16,798
State Senator	
14th Senatorial District	
Poll Place	4,562
Vote by Mail	4,562
Mail Ballot	4,562
14th Senatorial District - Total	4,562
16th Senatorial District	
Poll Place	12,236
Vote by Mail	12,236

District	RALPH ANTHONY		CHRIS CRUZ-BOONE		Total Votes
United States Representative					
21st Congressional District					
Poll Place	53	34.19%	102	65.81%	155
Vote by Mail	701	43.35%	916	56.65%	1,617
Mail Ballot	52	50.00%	52	50.00%	104
21st Congressional District - Total	806	42.96%	1,070	57.04%	1,876
23rd Congressional District					
Poll Place	306	41.92%	424	58.08%	730
Vote by Mail	2,272	43.20%	2,987	56.80%	5,259
Mail Ballot	283	43.81%	363	56.19%	646
23rd Congressional District - Total	2,861	43.12%	3,774	56.88%	6,635
Cumulative					
Poll Place	0		0		0
Vote by Mail	0		0		0
Mail Ballot	0		0		0
Cumulative - Total	0		0		0
United States Representative - Total	3,667	43.09%	4,844	56.91%	8,511
State Senator					
14th Senatorial District					
Poll Place	53	34.19%	102	65.81%	155
Vote by Mail	701	43.35%	916	56.65%	1,617
Mail Ballot	52	50.00%	52	50.00%	104
14th Senatorial District - Total	806	42.96%	1,070	57.04%	1,876
16th Senatorial District					
Poll Place	306	41.92%	424	58.08%	730
Vote by Mail	2,272	43.20%	2,987	56.80%	5,259

District	Registered Voters
Mail Ballot	12,236
16th Senatorial District - Total	12,236
Cumulative	
Poll Place	0
Vote by Mail	0
Mail Ballot	0
Cumulative - Total	0
State Senator - Total	16,798
Member of the State Assembly	
32nd Assembly District	
Poll Place	7,516
Vote by Mail	7,516
Mail Ballot	7,516
32nd Assembly District - Total	7,516
34th Assembly District	
Poll Place	9,282
Vote by Mail	9,282
Mail Ballot	9,282
34th Assembly District - Total	9,282
Cumulative	
Poll Place	0
Vote by Mail	0
Mail Ballot	0
Cumulative - Total	0
Member of the State Assembly - Total	16,798
Board of Equalization (State)	
Board Of Equalization	
Poll Place	16,798

District	RALPH ANTHONY		CHRIS CRUZ-BOONE		Total Votes
Mail Ballot	283	43.81%	363	56.19%	646
16th Senatorial District - Total	2,861	43.12%	3,774	56.88%	6,635
Cumulative					
Poll Place	0		0		0
Vote by Mail	0		0		0
Mail Ballot	0		0		0
Cumulative - Total	0		0		0
State Senator - Total	3,667	43.09%	4,844	56.91%	8,511
Member of the State Assembly					
32nd Assembly District					
Poll Place	100	37.45%	167	62.55%	267
Vote by Mail	1,303	46.25%	1,514	53.75%	2,817
Mail Ballot	60	45.80%	71	54.20%	131
32nd Assembly District - Total	1,463	45.51%	1,752	54.49%	3,215
34th Assembly District					
Poll Place	259	41.91%	359	58.09%	618
Vote by Mail	1,670	41.14%	2,389	58.86%	4,059
Mail Ballot	275	44.43%	344	55.57%	619
34th Assembly District - Total	2,204	41.62%	3,092	58.38%	5,296
Cumulative					
Poll Place	0		0		0
Vote by Mail	0		0		0
Mail Ballot	0		0		0
Cumulative - Total	0		0		0
Member of the State Assembly - Total	3,667	43.09%	4,844	56.91%	8,511
Board of Equalization (State)					
Board Of Equalization					
Poll Place	359	40.56%	526	59.44%	885

District	Registered Voters
Vote by Mail	16,798
Mail Ballot	16,798
Board Of Equalization - Total	16,798
Cumulative	
Poll Place	0
Vote by Mail	0
Mail Ballot	0
Cumulative - Total	0
Board of Equalization (State) - Total	16,798
County	
Kern County	
Poll Place	16,798
Vote by Mail	16,798
Mail Ballot	16,798
Kern County - Total	16,798
Cumulative	
Poll Place	0
Vote by Mail	0
Mail Ballot	0
Cumulative - Total	0
County - Total	16,798
County Supervisor	
3rd Supervisorial District	
Poll Place	7,255
Vote by Mail	7,255
Mail Ballot	7,255
3rd Supervisorial District - Total	7,255
5th Supervisorial District	
Poll Place	9,543
Vote by Mail	9,543

District	RALPH ANTHONY		CHRIS CRUZ- BOONE		Total Votes
Vote by Mail	2,973	43.24%	3,903	56.76%	6,876
Mail Ballot	335	44.67%	415	55.33%	750
Board Of Equalization - Total	3,667	43.09%	4,844	56.91%	8,511
Cumulative					
Poll Place	0		0		0
Vote by Mail	0		0		0
Mail Ballot	0		0		0
Cumulative - Total	0		0		0
Board of Equalization (State) - Total	3,667	43.09%	4,844	56.91%	8,511
County					
Kern County					
Poll Place	359	40.56%	526	59.44%	885
Vote by Mail	2,973	43.24%	3,903	56.76%	6,876
Mail Ballot	335	44.67%	415	55.33%	750
Kern County - Total	3,667	43.09%	4,844	56.91%	8,511
Cumulative					
Poll Place	0		0		0
Vote by Mail	0		0		0
Mail Ballot	0		0		0
Cumulative - Total	0		0		0
County - Total	3,667	43.09%	4,844	56.91%	8,511
County Supervisor					
3rd Supervisorial District					
Poll Place	244	42.88%	325	57.12%	569
Vote by Mail	1,457	41.39%	2,063	58.61%	3,520
Mail Ballot	127	61.35%	80	38.65%	207
3rd Supervisorial District - Total	1,828	42.55%	2,468	57.45%	4,296
5th Supervisorial District					
Poll Place	115	36.39%	201	63.61%	316
Vote by Mail	1,516	45.17%	1,840	54.83%	3,356

District	Registered Voters
Mail Ballot	9,543
5th Supervisorial District - Total	9,543
Cumulative	
Poll Place	0
Vote by Mail	0
Mail Ballot	0
Cumulative - Total	0
County Supervisor - Total	16,798
Cities	
City of Bakersfield	
Poll Place	15,539
Vote by Mail	15,539
Mail Ballot	15,539
City of Bakersfield - Total	15,539
Unincorporated	
Poll Place	1,259
Vote by Mail	1,259
Mail Ballot	1,259
Unincorporated - Total	1,259
Cumulative	
Poll Place	0
Vote by Mail	0
Mail Ballot	0
Cumulative - Total	0
Cities - Total	16,798
Unincorporated	
Unincorporated Area	
Poll Place	1,553
Vote by Mail	1,553

District	RALPH ANTHONY		CHRIS CRUZ - BOONE		Total Votes
Mail Ballot	208	38.31%	335	61.69%	543
5th Supervisorial District - Total	1,839	43.63%	2,376	56.37%	4,215
Cumulative					
Poll Place	0		0		0
Vote by Mail	0		0		0
Mail Ballot	0		0		0
Cumulative - Total	0		0		0
County Supervisor - Total	3,667	43.09%	4,844	56.91%	8,511
Cities					
City of Bakersfield					
Poll Place	345	42.18%	473	57.82%	818
Vote by Mail	2,809	43.48%	3,652	56.52%	6,461
Mail Ballot	335	44.67%	415	55.33%	750
City of Bakersfield - Total	3,489	43.45%	4,540	56.55%	8,029
Unincorporated					
Poll Place	14	20.90%	53	79.10%	67
Vote by Mail	164	39.52%	251	60.48%	415
Mail Ballot	0		0		0
Unincorporated - Total	178	36.93%	304	63.07%	482
Cumulative					
Poll Place	0		0		0
Vote by Mail	0		0		0
Mail Ballot	0		0		0
Cumulative - Total	0		0		0
Cities - Total	3,667	43.09%	4,844	56.91%	8,511
Unincorporated					
Unincorporated Area					
Poll Place	14	20.90%	53	79.10%	67
Vote by Mail	164	39.52%	251	60.48%	415
Mail Ballot	127	61.35%	80	38.65%	207

District	Registered Voters
Mail Ballot	1,553
Unincorporated Area - Total	1,553
Unincorporated	
Poll Place	15,245
Vote by Mail	15,245
Mail Ballot	15,245
Unincorporated - Total	15,245
Cumulative	
Poll Place	0
Vote by Mail	0
Mail Ballot	0
Cumulative - Total	0
Unincorporated - Total	16,798

District	RALPH ANTHONY		CHRIS CRUZ - BOONE		Total Votes
Unincorporated Area - Total	305	44.27%	384	55.73%	689
Unincorporated					
Poll Place	345	42.18%	473	57.82%	818
Vote by Mail	2,809	43.48%	3,652	56.52%	6,461
Mail Ballot	208	38.31%	335	61.69%	543
Unincorporated - Total	3,362	42.98%	4,460	57.02%	7,822
Cumulative					
Poll Place	0		0		0
Vote by Mail	0		0		0
Mail Ballot	0		0		0
Cumulative - Total	0		0		0
Unincorporated - Total	3,667	43.09%	4,844	56.91%	8,511

Bakersfield City School Board Member # 4-Short Term (Vote for 1)

District	Registered Voters
United States Representative	
21st Congressional District	
Poll Place	10,469
Vote by Mail	10,469
Mail Ballot	10,469
21st Congressional District - Total	10,469
23rd Congressional District	
Poll Place	2,769
Vote by Mail	2,769
Mail Ballot	2,769
23rd Congressional District - Total	2,769
Cumulative	
Poll Place	0
Vote by Mail	0
Mail Ballot	0
Cumulative - Total	0
United States Representative - Total	13,238
State Senator	
14th Senatorial District	
Poll Place	10,472
Vote by Mail	10,472
Mail Ballot	10,472
14th Senatorial District - Total	10,472
16th Senatorial District	
Poll Place	2,766
Vote by Mail	2,766

District	LAURA GUERRERO-SALGADO	BENNY VALDEZ, JR
United States Representative		
21st Congressional District		
Poll Place	191 40.64%	118 25.11%
Vote by Mail	1,850 51.95%	683 19.18%
Mail Ballot	125 50.00%	47 18.80%
21st Congressional District - Total	2,166 50.60%	848 19.81%
23rd Congressional District		
Poll Place	95 47.74%	38 19.10%
Vote by Mail	656 53.77%	218 17.87%
Mail Ballot	31 52.54%	12 20.34%
23rd Congressional District - Total	782 52.91%	268 18.13%
Cumulative		
Poll Place	0	0
Vote by Mail	0	0
Mail Ballot	0	0
Cumulative - Total	0	0
United States Representative - Total	2,948 51.19%	1,116 19.38%
State Senator		
14th Senatorial District		
Poll Place	191 40.64%	118 25.11%
Vote by Mail	1,850 51.95%	683 19.18%
Mail Ballot	125 49.60%	48 19.05%
14th Senatorial District - Total	2,166 50.57%	849 19.82%
16th Senatorial District		
Poll Place	95 47.74%	38 19.10%
Vote by Mail	656 53.77%	218 17.87%

District	MIGUEL JUAREZ SR.		Total Votes	Johnny A. Aldana III	Qualified Write In
United States Representative					
21st Congressional District					
Poll Place	161	34.26%	470	0	0.00%
Vote by Mail	1,020	28.64%	3,561	8	0.22%
Mail Ballot	78	31.20%	250	0	0.00%
21st Congressional District - Total	1,259	29.41%	4,281	8	0.19%
23rd Congressional District					
Poll Place	66	33.17%	199	0	0.00%
Vote by Mail	346	28.36%	1,220	0	0.00%
Mail Ballot	16	27.12%	59	0	0.00%
23rd Congressional District - Total	428	28.96%	1,478	0	0.00%
Cumulative					
Poll Place	0		0	0	
Vote by Mail	0		0	0	
Mail Ballot	0		0	0	
Cumulative - Total	0		0	0	
United States Representative - Total	1,687	29.29%	5,759	8	0.14%
State Senator					
14th Senatorial District					
Poll Place	161	34.26%	470	0	0.00%
Vote by Mail	1,020	28.64%	3,561	8	0.22%
Mail Ballot	79	31.35%	252	0	0.00%
14th Senatorial District - Total	1,260	29.42%	4,283	8	0.19%
16th Senatorial District					
Poll Place	66	33.17%	199	0	0.00%
Vote by Mail	346	28.36%	1,220	0	0.00%

District	Registered Voters
Mail Ballot	2,766
16th Senatorial District - Total	2,766
Cumulative	
Poll Place	0
Vote by Mail	0
Mail Ballot	0
Cumulative - Total	0
State Senator - Total	13,238
Member of the State Assembly	
32nd Assembly District	
Poll Place	12,395
Vote by Mail	12,395
Mail Ballot	12,395
32nd Assembly District - Total	12,395
34th Assembly District	
Poll Place	843
Vote by Mail	843
Mail Ballot	843
34th Assembly District - Total	843
Cumulative	
Poll Place	0
Vote by Mail	0
Mail Ballot	0
Cumulative - Total	0
Member of the State Assembly - Total	13,238
Board of Equalization (State)	
Board Of Equalization	
Poll Place	13,238

District	LAURA GUERRERO-SALGADO		BENNY VALDEZ, JR	
Mail Ballot	31	54.39%	11	19.30%
16th Senatorial District - Total	782	52.98%	267	18.09%
Cumulative				
Poll Place	0		0	
Vote by Mail	0		0	
Mail Ballot	0		0	
Cumulative - Total	0		0	
State Senator - Total	2,948	51.19%	1,116	19.38%
Member of the State Assembly				
32nd Assembly District				
Poll Place	266	43.04%	145	23.46%
Vote by Mail	2,306	52.58%	816	18.60%
Mail Ballot	125	49.60%	48	19.05%
32nd Assembly District - Total	2,697	51.31%	1,009	19.20%
34th Assembly District				
Poll Place	20	39.22%	11	21.57%
Vote by Mail	200	50.63%	85	21.52%
Mail Ballot	31	54.39%	11	19.30%
34th Assembly District - Total	251	49.90%	107	21.27%
Cumulative				
Poll Place	0		0	
Vote by Mail	0		0	
Mail Ballot	0		0	
Cumulative - Total	0		0	
Member of the State Assembly - Total	2,948	51.19%	1,116	19.38%
Board of Equalization (State)				
Board Of Equalization				
Poll Place	286	42.75%	156	23.32%

District	MIGUEL JUAREZ SR.		Total Votes	Johnny A. Aldana III	Qualified Write In
Mail Ballot	15	26.32%	57	0	0.00%
16th Senatorial District - Total	427	28.93%	1,476	0	0.00%
Cumulative					
Poll Place	0		0	0	
Vote by Mail	0		0	0	
Mail Ballot	0		0	0	
Cumulative - Total	0		0	0	
State Senator - Total	1,687	29.29%	5,759	8	0.14%
Member of the State Assembly					
32nd Assembly District					
Poll Place	207	33.50%	618	0	0.00%
Vote by Mail	1,256	28.64%	4,386	8	0.18%
Mail Ballot	79	31.35%	252	0	0.00%
32nd Assembly District - Total	1,542	29.34%	5,256	8	0.15%
34th Assembly District					
Poll Place	20	39.22%	51	0	0.00%
Vote by Mail	110	27.85%	395	0	0.00%
Mail Ballot	15	26.32%	57	0	0.00%
34th Assembly District - Total	145	28.83%	503	0	0.00%
Cumulative					
Poll Place	0		0	0	
Vote by Mail	0		0	0	
Mail Ballot	0		0	0	
Cumulative - Total	0		0	0	
Member of the State Assembly - Total	1,687	29.29%	5,759	8	0.14%
Board of Equalization (State)					
Board Of Equalization					
Poll Place	227	33.93%	669	0	0.00%

District	Registered Voters
Vote by Mail	13,238
Mail Ballot	13,238
Board Of Equalization - Total	13,238
Cumulative	
Poll Place	0
Vote by Mail	0
Mail Ballot	0
Cumulative - Total	0
Board of Equalization (State) - Total	13,238
County	
Kern County	
Poll Place	13,238
Vote by Mail	13,238
Mail Ballot	13,238
Kern County - Total	13,238
Cumulative	
Poll Place	0
Vote by Mail	0
Mail Ballot	0
Cumulative - Total	0
County - Total	13,238
County Supervisor	
5th Supervisorial District	
Poll Place	13,238
Vote by Mail	13,238
Mail Ballot	13,238
5th Supervisorial District - Total	13,238
Cumulative	
Poll Place	0
Vote by Mail	0

District	LAURA GUERRERO-SALGADO		BENNY VALDEZ, JR	
Vote by Mail	2,506	52.42%	901	18.85%
Mail Ballot	156	50.49%	59	19.09%
Board Of Equalization - Total	2,948	51.19%	1,116	19.38%
Cumulative				
Poll Place	0		0	
Vote by Mail	0		0	
Mail Ballot	0		0	
Cumulative - Total	0		0	
Board of Equalization (State) - Total	2,948	51.19%	1,116	19.38%
County				
Kern County				
Poll Place	286	42.75%	156	23.32%
Vote by Mail	2,506	52.42%	901	18.85%
Mail Ballot	156	50.49%	59	19.09%
Kern County - Total	2,948	51.19%	1,116	19.38%
Cumulative				
Poll Place	0		0	
Vote by Mail	0		0	
Mail Ballot	0		0	
Cumulative - Total	0		0	
County - Total	2,948	51.19%	1,116	19.38%
County Supervisor				
5th Supervisorial District				
Poll Place	286	42.75%	156	23.32%
Vote by Mail	2,506	52.42%	901	18.85%
Mail Ballot	156	50.49%	59	19.09%
5th Supervisorial District - Total	2,948	51.19%	1,116	19.38%
Cumulative				
Poll Place	0		0	
Vote by Mail	0		0	

District	MIGUEL JUAREZ SR.		Total Votes	Johnny A. Aldana III	Qualified Write In
Vote by Mail	1,366	28.57%	4,781	8	0.17%
Mail Ballot	94	30.42%	309	0	0.00%
Board Of Equalization - Total	1,687	29.29%	5,759	8	0.14%
Cumulative					
Poll Place	0		0	0	
Vote by Mail	0		0	0	
Mail Ballot	0		0	0	
Cumulative - Total	0		0	0	
Board of Equalization (State) - Total	1,687	29.29%	5,759	8	0.14%
County					
Kern County					
Poll Place	227	33.93%	669	0	0.00%
Vote by Mail	1,366	28.57%	4,781	8	0.17%
Mail Ballot	94	30.42%	309	0	0.00%
Kern County - Total	1,687	29.29%	5,759	8	0.14%
Cumulative					
Poll Place	0		0	0	
Vote by Mail	0		0	0	
Mail Ballot	0		0	0	
Cumulative - Total	0		0	0	
County - Total	1,687	29.29%	5,759	8	0.14%
County Supervisor					
5th Supervisorial District					
Poll Place	227	33.93%	669	0	0.00%
Vote by Mail	1,366	28.57%	4,781	8	0.17%
Mail Ballot	94	30.42%	309	0	0.00%
5th Supervisorial District - Total	1,687	29.29%	5,759	8	0.14%
Cumulative					
Poll Place	0		0	0	
Vote by Mail	0		0	0	

District	Registered Voters
Mail Ballot	0
Cumulative - Total	0
County Supervisor - Total	13,238
Cities	
City of Bakersfield	
Poll Place	4,139
Vote by Mail	4,139
Mail Ballot	4,139
City of Bakersfield - Total	4,139
Unincorporated	
Poll Place	9,099
Vote by Mail	9,099
Mail Ballot	9,099
Unincorporated - Total	9,099
Cumulative	
Poll Place	0
Vote by Mail	0
Mail Ballot	0
Cumulative - Total	0
Cities - Total	13,238
Unincorporated	
Unincorporated Area	
Poll Place	9,099
Vote by Mail	9,099
Mail Ballot	9,099
Unincorporated Area - Total	9,099
Unincorporated	
Poll Place	4,139
Vote by Mail	4,139
Mail Ballot	4,139
Unincorporated - Total	4,139

District	LAURA GUERRERO-SALGADO		BENNY VALDEZ, JR	
Mail Ballot	0		0	
Cumulative - Total	0		0	
County Supervisor - Total	2,948	51.19%	1,116	19.38%
Cities				
City of Bakersfield				
Poll Place	59	38.82%	40	26.32%
Vote by Mail	732	53.31%	263	19.16%
Mail Ballot	2	25.00%	2	25.00%
City of Bakersfield - Total	793	51.73%	305	19.90%
Unincorporated				
Poll Place	227	43.91%	116	22.44%
Vote by Mail	1,774	52.05%	638	18.72%
Mail Ballot	154	51.16%	57	18.94%
Unincorporated - Total	2,155	50.99%	811	19.19%
Cumulative				
Poll Place	0		0	
Vote by Mail	0		0	
Mail Ballot	0		0	
Cumulative - Total	0		0	
Cities - Total	2,948	51.19%	1,116	19.38%
Unincorporated				
Unincorporated Area				
Poll Place	227	43.91%	116	22.44%
Vote by Mail	1,774	52.05%	638	18.72%
Mail Ballot	154	51.16%	57	18.94%
Unincorporated Area - Total	2,155	50.99%	811	19.19%
Unincorporated				
Poll Place	59	38.82%	40	26.32%
Vote by Mail	732	53.31%	263	19.16%
Mail Ballot	2	25.00%	2	25.00%
Unincorporated - Total	793	51.73%	305	19.90%

District	MIGUEL JUAREZ SR.		Total Votes	Johnny A. Aldana III	Qualified Write In
Mail Ballot	0		0	0	
Cumulative - Total	0		0	0	
County Supervisor - Total	1,687	29.29%	5,759	8	0.14%
Cities					
City of Bakersfield					
Poll Place	53	34.87%	152	0	0.00%
Vote by Mail	377	27.46%	1,373	1	0.07%
Mail Ballot	4	50.00%	8	0	0.00%
City of Bakersfield - Total	434	28.31%	1,533	1	0.07%
Unincorporated					
Poll Place	174	33.66%	517	0	0.00%
Vote by Mail	989	29.02%	3,408	7	0.21%
Mail Ballot	90	29.90%	301	0	0.00%
Unincorporated - Total	1,253	29.65%	4,226	7	0.17%
Cumulative					
Poll Place	0		0	0	
Vote by Mail	0		0	0	
Mail Ballot	0		0	0	
Cumulative - Total	0		0	0	
Cities - Total	1,687	29.29%	5,759	8	0.14%
Unincorporated					
Unincorporated Area					
Poll Place	174	33.66%	517	0	0.00%
Vote by Mail	989	29.02%	3,408	7	0.21%
Mail Ballot	90	29.90%	301	0	0.00%
Unincorporated Area - Total	1,253	29.65%	4,226	7	0.17%
Unincorporated					
Poll Place	53	34.87%	152	0	0.00%
Vote by Mail	377	27.46%	1,373	1	0.07%
Mail Ballot	4	50.00%	8	0	0.00%
Unincorporated - Total	434	28.31%	1,533	1	0.07%

District	Registered Voters
Cumulative	
Poll Place	0
Vote by Mail	0
Mail Ballot	0
Cumulative - Total	0
Unincorporated - Total	13,238

District	LAURA GUERRERO-SALGADO		BENNY VALDEZ, JR	
Cumulative				
Poll Place	0		0	
Vote by Mail	0		0	
Mail Ballot	0		0	
Cumulative - Total	0		0	
Unincorporated - Total	2,948	51.19%	1,116	19.38%

District	MIGUEL JUAREZ SR.		Total Votes	Johnny A. Aldana III	Qualified Write In
Cumulative					
Poll Place	0		0	0	
Vote by Mail	0		0	0	
Mail Ballot	0		0	0	
Cumulative - Total	0		0	0	
Unincorporated - Total	1,687	29.29%	5,759	8	0.14%

Bakersfield City School Board Member # 5-Full Term (Vote for 1)

District	Registered Voters
United States Representative	
21st Congressional District	
Poll Place	6,769
Vote by Mail	6,769
Mail Ballot	6,769
21st Congressional District - Total	6,769
23rd Congressional District	
Poll Place	9,472
Vote by Mail	9,472
Mail Ballot	9,472
23rd Congressional District - Total	9,472
Cumulative	
Poll Place	0
Vote by Mail	0
Mail Ballot	0
Cumulative - Total	0
United States Representative - Total	16,241
State Senator	
14th Senatorial District	
Poll Place	5,841
Vote by Mail	5,841
Mail Ballot	5,841
14th Senatorial District - Total	5,841
16th Senatorial District	
Poll Place	10,400
Vote by Mail	10,400

District	BETHANY BACHMAN	SHANNON ZIMMERMAN
United States Representative		
21st Congressional District		
Poll Place	49 14.98%	96 29.36%
Vote by Mail	295 12.43%	825 34.77%
Mail Ballot	81 15.08%	186 34.64%
21st Congressional District - Total	425 13.13%	1,107 34.20%
23rd Congressional District		
Poll Place	78 11.17%	237 33.95%
Vote by Mail	478 9.86%	1,865 38.45%
Mail Ballot	23 11.39%	78 38.61%
23rd Congressional District - Total	579 10.07%	2,180 37.91%
Cumulative		
Poll Place	0	0
Vote by Mail	0	0
Mail Ballot	0	0
Cumulative - Total	0	0
United States Representative - Total	1,004 11.17%	3,287 36.58%
State Senator		
14th Senatorial District		
Poll Place	42 15.67%	74 27.61%
Vote by Mail	254 13.38%	626 32.98%
Mail Ballot	78 14.91%	184 35.18%
14th Senatorial District - Total	374 13.91%	884 32.87%
16th Senatorial District		
Poll Place	85 11.23%	259 34.21%
Vote by Mail	519 9.75%	2,064 38.76%

District	BROOKE MICHELE MALLEY AULT		JOHNITA CLEMONS		IAN JOURNEY		Total Votes
United States Representative							
21st Congressional District							
Poll Place	89	27.22%	48	14.68%	45	13.76%	327
Vote by Mail	772	32.53%	242	10.20%	239	10.07%	2,373
Mail Ballot	134	24.95%	72	13.41%	64	11.92%	537
21st Congressional District - Total	995	30.74%	362	11.18%	348	10.75%	3,237
23rd Congressional District							
Poll Place	133	19.05%	114	16.33%	136	19.48%	698
Vote by Mail	1,191	24.56%	451	9.30%	865	17.84%	4,850
Mail Ballot	45	22.28%	20	9.90%	36	17.82%	202
23rd Congressional District - Total	1,369	23.81%	585	10.17%	1,037	18.03%	5,750
Cumulative							
Poll Place	0		0		0		0
Vote by Mail	0		0		0		0
Mail Ballot	0		0		0		0
Cumulative - Total	0		0		0		0
United States Representative - Total	2,364	26.30%	947	10.54%	1,385	15.41%	8,987
State Senator							
14th Senatorial District							
Poll Place	77	28.73%	41	15.30%	34	12.69%	268
Vote by Mail	648	34.14%	193	10.17%	177	9.33%	1,898
Mail Ballot	128	24.47%	72	13.77%	61	11.66%	523
14th Senatorial District - Total	853	31.72%	306	11.38%	272	10.12%	2,689
16th Senatorial District							
Poll Place	145	19.15%	121	15.98%	147	19.42%	757
Vote by Mail	1,315	24.69%	500	9.39%	927	17.41%	5,325

412 of 3301

Exhibit F

District	Registered Voters
Mail Ballot	10,400
16th Senatorial District - Total	10,400
Cumulative	
Poll Place	0
Vote by Mail	0
Mail Ballot	0
Cumulative - Total	0
State Senator - Total	16,241
Member of the State Assembly	
32nd Assembly District	
Poll Place	5,841
Vote by Mail	5,841
Mail Ballot	5,841
32nd Assembly District - Total	5,841
34th Assembly District	
Poll Place	10,400
Vote by Mail	10,400
Mail Ballot	10,400
34th Assembly District - Total	10,400
Cumulative	
Poll Place	0
Vote by Mail	0
Mail Ballot	0
Cumulative - Total	0
Member of the State Assembly - Total	16,241
Board of Equalization (State)	
Board Of Equalization	
Poll Place	16,241

District	BETHANY BACHMAN		SHANNON ZIMMERMAN	
Mail Ballot	26	12.04%	80	37.04%
16th Senatorial District - Total	630	10.00%	2,403	38.15%
Cumulative				
Poll Place	0		0	
Vote by Mail	0		0	
Mail Ballot	0		0	
Cumulative - Total	0		0	
State Senator - Total	1,004	11.17%	3,287	36.58%
Member of the State Assembly				
32nd Assembly District				
Poll Place	42	15.67%	74	27.61%
Vote by Mail	254	13.38%	626	32.98%
Mail Ballot	78	14.91%	184	35.18%
32nd Assembly District - Total	374	13.91%	884	32.87%
34th Assembly District				
Poll Place	85	11.23%	259	34.21%
Vote by Mail	519	9.75%	2,064	38.76%
Mail Ballot	26	12.04%	80	37.04%
34th Assembly District - Total	630	10.00%	2,403	38.15%
Cumulative				
Poll Place	0		0	
Vote by Mail	0		0	
Mail Ballot	0		0	
Cumulative - Total	0		0	
Member of the State Assembly - Total	1,004	11.17%	3,287	36.58%
Board of Equalization (State)				
Board Of Equalization				
Poll Place	127	12.39%	333	32.49%

District	BROOKE MICHELE MALLEY AULT		JOHNITTA CLEMONS		IAN JOURNEY		Total Votes
Mail Ballot	51	23.61%	20	9.26%	39	18.06%	216
16th Senatorial District - Total	1,511	23.99%	641	10.18%	1,113	17.67%	6,298
Cumulative							
Poll Place	0		0		0		0
Vote by Mail	0		0		0		0
Mail Ballot	0		0		0		0
Cumulative - Total	0		0		0		0
State Senator - Total	2,364	26.30%	947	10.54%	1,385	15.41%	8,987
Member of the State Assembly							
32nd Assembly District							
Poll Place	77	28.73%	41	15.30%	34	12.69%	268
Vote by Mail	648	34.14%	193	10.17%	177	9.33%	1,898
Mail Ballot	128	24.47%	72	13.77%	61	11.66%	523
32nd Assembly District - Total	853	31.72%	306	11.38%	272	10.12%	2,689
34th Assembly District							
Poll Place	145	19.15%	121	15.98%	147	19.42%	757
Vote by Mail	1,315	24.69%	500	9.39%	927	17.41%	5,325
Mail Ballot	51	23.61%	20	9.26%	39	18.06%	216
34th Assembly District - Total	1,511	23.99%	641	10.18%	1,113	17.67%	6,298
Cumulative							
Poll Place	0		0		0		0
Vote by Mail	0		0		0		0
Mail Ballot	0		0		0		0
Cumulative - Total	0		0		0		0
Member of the State Assembly - Total	2,364	26.30%	947	10.54%	1,385	15.41%	8,987
Board of Equalization (State)							
Board Of Equalization							
Poll Place	222	21.66%	162	15.80%	181	17.66%	1,025

District	Registered Voters
Vote by Mail	16,241
Mail Ballot	16,241
Board Of Equalization - Total	16,241
Cumulative	
Poll Place	0
Vote by Mail	0
Mail Ballot	0
Cumulative - Total	0
Board of Equalization (State) - Total	16,241
County	
Kern County	
Poll Place	16,241
Vote by Mail	16,241
Mail Ballot	16,241
Kern County - Total	16,241
Cumulative	
Poll Place	0
Vote by Mail	0
Mail Ballot	0
Cumulative - Total	0
County - Total	16,241
County Supervisor	
2nd Supervisorial District	
Poll Place	0
Vote by Mail	0
Mail Ballot	0
2nd Supervisorial District - Total	0
3rd Supervisorial District	
Poll Place	7,777
Vote by Mail	7,777

District	BETHANY BACHMAN		SHANNON ZIMMERMAN	
Vote by Mail	773	10.70%	2,690	37.24%
Mail Ballot	104	14.07%	264	35.72%
Board Of Equalization - Total	1,004	11.17%	3,287	36.58%
Cumulative				
Poll Place	0		0	
Vote by Mail	0		0	
Mail Ballot	0		0	
Cumulative - Total	0		0	
Board of Equalization (State) - Total	1,004	11.17%	3,287	36.58%
County				
Kern County				
Poll Place	127	12.39%	333	32.49%
Vote by Mail	773	10.70%	2,690	37.24%
Mail Ballot	104	14.07%	264	35.72%
Kern County - Total	1,004	11.17%	3,287	36.58%
Cumulative				
Poll Place	0		0	
Vote by Mail	0		0	
Mail Ballot	0		0	
Cumulative - Total	0		0	
County - Total	1,004	11.17%	3,287	36.58%
County Supervisor				
2nd Supervisorial District				
Poll Place	0		0	
Vote by Mail	0		0	
Mail Ballot	0		0	
2nd Supervisorial District - Total	0		0	
3rd Supervisorial District				
Poll Place	70	11.11%	218	34.60%
Vote by Mail	390	9.49%	1,593	38.76%
Mail Ballot	13	15.85%	33	40.24%

District	BROOKE MICHELE MALLEY AULT		JOHNITTA CLEMONS		IAN JOURNEY		Total Votes
Vote by Mail	1,963	27.18%	693	9.59%	1,104	15.28%	7,223
Mail Ballot	179	24.22%	92	12.45%	100	13.53%	739
Board Of Equalization - Total	2,364	26.30%	947	10.54%	1,385	15.41%	8,987
Cumulative							
Poll Place	0		0		0		0
Vote by Mail	0		0		0		0
Mail Ballot	0		0		0		0
Cumulative - Total	0		0		0		0
Board of Equalization (State) - Total	2,364	26.30%	947	10.54%	1,385	15.41%	8,987
County							
Kern County							
Poll Place	222	21.66%	162	15.80%	181	17.66%	1,025
Vote by Mail	1,963	27.18%	693	9.59%	1,104	15.28%	7,223
Mail Ballot	179	24.22%	92	12.45%	100	13.53%	739
Kern County - Total	2,364	26.30%	947	10.54%	1,385	15.41%	8,987
Cumulative							
Poll Place	0		0		0		0
Vote by Mail	0		0		0		0
Mail Ballot	0		0		0		0
Cumulative - Total	0		0		0		0
County - Total	2,364	26.30%	947	10.54%	1,385	15.41%	8,987
County Supervisor							
2nd Supervisorial District							
Poll Place	0		0		0		0
Vote by Mail	0		0		0		0
Mail Ballot	0		0		0		0
2nd Supervisorial District - Total	0		0		0		0
3rd Supervisorial District							
Poll Place	115	18.25%	101	16.03%	126	20.00%	630
Vote by Mail	1,019	24.79%	385	9.37%	723	17.59%	4,110
Mail Ballot	15	18.29%	9	10.98%	12	14.63%	82

416 of 3301

Exhibit F

District	Registered Voters
Mail Ballot	7,777
3rd Supervisorial District - Total	7,777
5th Supervisorial District	
Poll Place	8,464
Vote by Mail	8,464
Mail Ballot	8,464
5th Supervisorial District - Total	8,464
Cumulative	
Poll Place	0
Vote by Mail	0
Mail Ballot	0
Cumulative - Total	0
County Supervisor - Total	16,241
Cities	
City of Bakersfield	
Poll Place	10,529
Vote by Mail	10,529
Mail Ballot	10,529
City of Bakersfield - Total	10,529
Unincorporated	
Poll Place	5,712
Vote by Mail	5,712
Mail Ballot	5,712
Unincorporated - Total	5,712
Cumulative	
Poll Place	0
Vote by Mail	0
Mail Ballot	0
Cumulative - Total	0
Cities - Total	16,241

District	BETHANY BACHMAN		SHANNON ZIMMERMAN	
3rd Supervisorial District - Total	473	9.81%	1,844	38.24%
5th Supervisorial District				
Poll Place	57	14.43%	115	29.11%
Vote by Mail	383	12.30%	1,097	35.24%
Mail Ballot	91	13.85%	231	35.16%
5th Supervisorial District - Total	531	12.75%	1,443	34.65%
Cumulative				
Poll Place	0		0	
Vote by Mail	0		0	
Mail Ballot	0		0	
Cumulative - Total	0		0	
County Supervisor - Total	1,004	11.17%	3,287	36.58%
Cities				
City of Bakersfield				
Poll Place	89	12.82%	223	32.13%
Vote by Mail	522	10.56%	1,835	37.12%
Mail Ballot	37	12.29%	108	35.88%
City of Bakersfield - Total	648	10.91%	2,166	36.47%
Unincorporated				
Poll Place	38	11.48%	110	33.23%
Vote by Mail	251	11.01%	855	37.52%
Mail Ballot	67	15.30%	156	35.62%
Unincorporated - Total	356	11.68%	1,121	36.78%
Cumulative				
Poll Place	0		0	
Vote by Mail	0		0	
Mail Ballot	0		0	
Cumulative - Total	0		0	
Cities - Total	1,004	11.17%	3,287	36.58%
Unincorporated				
Unincorporated Area				

District	BROOKE MICHELE MALLEY AULT		JOHNITTA CLEMONS		IAN JOURNEY		Total Votes
3rd Supervisorial District - Total	1,149	23.83%	495	10.27%	861	17.86%	4,822
5th Supervisorial District							
Poll Place	107	27.09%	61	15.44%	55	13.92%	395
Vote by Mail	944	30.32%	308	9.89%	381	12.24%	3,113
Mail Ballot	164	24.96%	83	12.63%	88	13.39%	657
5th Supervisorial District - Total	1,215	29.17%	452	10.85%	524	12.58%	4,165
Cumulative							
Poll Place	0		0		0		0
Vote by Mail	0		0		0		0
Mail Ballot	0		0		0		0
Cumulative - Total	0		0		0		0
County Supervisor - Total	2,364	26.30%	947	10.54%	1,385	15.41%	8,987
Cities							
City of Bakersfield							
Poll Place	153	22.05%	97	13.98%	132	19.02%	694
Vote by Mail	1,378	27.87%	477	9.65%	732	14.81%	4,944
Mail Ballot	69	22.92%	35	11.63%	52	17.28%	301
City of Bakersfield - Total	1,600	26.94%	609	10.25%	916	15.42%	5,939
Unincorporated							
Poll Place	69	20.85%	65	19.64%	49	14.80%	331
Vote by Mail	585	25.67%	216	9.48%	372	16.32%	2,279
Mail Ballot	110	25.11%	57	13.01%	48	10.96%	438
Unincorporated - Total	764	25.07%	338	11.09%	469	15.39%	3,048
Cumulative							
Poll Place	0		0		0		0
Vote by Mail	0		0		0		0
Mail Ballot	0		0		0		0
Cumulative - Total	0		0		0		0
Cities - Total	2,364	26.30%	947	10.54%	1,385	15.41%	8,987
Unincorporated							
Unincorporated Area							

418 of 3301

Exhibit F

District	Registered Voters
Unincorporated	
Unincorporated Area	
Poll Place	5,712
Vote by Mail	5,712
Mail Ballot	5,712
Unincorporated Area - Total	5,712
Unincorporated	
Poll Place	10,529
Vote by Mail	10,529
Mail Ballot	10,529
Unincorporated - Total	10,529
Cumulative	
Poll Place	0
Vote by Mail	0
Mail Ballot	0
Cumulative - Total	0
Unincorporated - Total	16,241

District	BETHANY BACHMAN		SHANNON ZIMMERMAN	
Poll Place	38	11.48%	110	33.23%
Vote by Mail	251	11.01%	855	37.52%
Mail Ballot	67	15.30%	156	35.62%
Unincorporated Area - Total	356	11.68%	1,121	36.78%
Unincorporated				
Poll Place	89	12.82%	223	32.13%
Vote by Mail	522	10.56%	1,835	37.12%
Mail Ballot	37	12.29%	108	35.88%
Unincorporated - Total	648	10.91%	2,166	36.47%
Cumulative				
Poll Place	0		0	
Vote by Mail	0		0	
Mail Ballot	0		0	
Cumulative - Total	0		0	
Unincorporated - Total	1,004	11.17%	3,287	36.58%

District	BROOKE MICHELE MALLEY AULT		JOHNITTA CLEMONS		IAN JOURNEY		Total Votes
Poll Place	69	20.85%	65	19.64%	49	14.80%	331
Vote by Mail	585	25.67%	216	9.48%	372	16.32%	2,279
Mail Ballot	110	25.11%	57	13.01%	48	10.96%	438
Unincorporated Area - Total	764	25.07%	338	11.09%	469	15.39%	3,048
Unincorporated							
Poll Place	153	22.05%	97	13.98%	132	19.02%	694
Vote by Mail	1,378	27.87%	477	9.65%	732	14.81%	4,944
Mail Ballot	69	22.92%	35	11.63%	52	17.28%	301
Unincorporated - Total	1,600	26.94%	609	10.25%	916	15.42%	5,939
Cumulative							
Poll Place	0		0		0		0
Vote by Mail	0		0		0		0
Mail Ballot	0		0		0		0
Cumulative - Total	0		0		0		0
Unincorporated - Total	2,364	26.30%	947	10.54%	1,385	15.41%	8,987

City of Arvin Mayor (Vote for 1)

District	Registered Voters
United States Representative	
21st Congressional District	
Poll Place	5,367
Vote by Mail	5,367
Mail Ballot	5,367
21st Congressional District - Total	5,367
Cumulative	
Poll Place	0
Vote by Mail	0
Mail Ballot	0
Cumulative - Total	0
United States Representative - Total	5,367
State Senator	
14th Senatorial District	
Poll Place	5,367
Vote by Mail	5,367
Mail Ballot	5,367
14th Senatorial District - Total	5,367
Cumulative	
Poll Place	0
Vote by Mail	0
Mail Ballot	0
Cumulative - Total	0
State Senator - Total	5,367
Member of the State Assembly	
32nd Assembly District	
Poll Place	5,367

District	OLIVIA TRUJILLO		JOSE GURROLA		Total Votes
United States Representative					
21st Congressional District					
Poll Place	283	61.79%	175	38.21%	458
Vote by Mail	1,458	54.38%	1,223	45.62%	2,681
Mail Ballot	0		0		0
21st Congressional District - Total	1,741	55.46%	1,398	44.54%	3,139
Cumulative					
Poll Place	0		0		0
Vote by Mail	0		0		0
Mail Ballot	0		0		0
Cumulative - Total	0		0		0
United States Representative - Total	1,741	55.46%	1,398	44.54%	3,139
State Senator					
14th Senatorial District					
Poll Place	283	61.79%	175	38.21%	458
Vote by Mail	1,458	54.38%	1,223	45.62%	2,681
Mail Ballot	0		0		0
14th Senatorial District - Total	1,741	55.46%	1,398	44.54%	3,139
Cumulative					
Poll Place	0		0		0
Vote by Mail	0		0		0
Mail Ballot	0		0		0
Cumulative - Total	0		0		0
State Senator - Total	1,741	55.46%	1,398	44.54%	3,139
Member of the State Assembly					
32nd Assembly District					
Poll Place	283	61.79%	175	38.21%	458

421 of 3301

District	Registered Voters
Vote by Mail	5,367
Mail Ballot	5,367
32nd Assembly District - Total	5,367
Cumulative	
Poll Place	0
Vote by Mail	0
Mail Ballot	0
Cumulative - Total	0
Member of the State Assembly - Total	5,367
Board of Equalization (State)	
Board Of Equalization	
Poll Place	5,367
Vote by Mail	5,367
Mail Ballot	5,367
Board Of Equalization - Total	5,367
Cumulative	
Poll Place	0
Vote by Mail	0
Mail Ballot	0
Cumulative - Total	0
Board of Equalization (State) - Total	5,367
County	
Kern County	
Poll Place	5,367
Vote by Mail	5,367
Mail Ballot	5,367
Kern County - Total	5,367
Cumulative	
Poll Place	0
Vote by Mail	0

District	OLIVIA TRUJILLO		JOSE GURROLA		Total Votes
Vote by Mail	1,458	54.38%	1,223	45.62%	2,681
Mail Ballot	0		0		0
32nd Assembly District - Total	1,741	55.46%	1,398	44.54%	3,139
Cumulative					
Poll Place	0		0		0
Vote by Mail	0		0		0
Mail Ballot	0		0		0
Cumulative - Total	0		0		0
Member of the State Assembly - Total	1,741	55.46%	1,398	44.54%	3,139
Board of Equalization (State)					
Board Of Equalization					
Poll Place	283	61.79%	175	38.21%	458
Vote by Mail	1,458	54.38%	1,223	45.62%	2,681
Mail Ballot	0		0		0
Board Of Equalization - Total	1,741	55.46%	1,398	44.54%	3,139
Cumulative					
Poll Place	0		0		0
Vote by Mail	0		0		0
Mail Ballot	0		0		0
Cumulative - Total	0		0		0
Board of Equalization (State) - Total	1,741	55.46%	1,398	44.54%	3,139
County					
Kern County					
Poll Place	283	61.79%	175	38.21%	458
Vote by Mail	1,458	54.38%	1,223	45.62%	2,681
Mail Ballot	0		0		0
Kern County - Total	1,741	55.46%	1,398	44.54%	3,139
Cumulative					
Poll Place	0		0		0
Vote by Mail	0		0		0

422 of 3301

Exhibit F

District	Registered Voters
Mail Ballot	0
Cumulative - Total	0
County - Total	5,367
County Supervisor	
4th Supervisorial District	
Poll Place	5,367
Vote by Mail	5,367
Mail Ballot	5,367
4th Supervisorial District - Total	5,367
Cumulative	
Poll Place	0
Vote by Mail	0
Mail Ballot	0
Cumulative - Total	0
County Supervisor - Total	5,367
Cities	
City of Arvin	
Poll Place	5,367
Vote by Mail	5,367
Mail Ballot	5,367
City of Arvin - Total	5,367
Cumulative	
Poll Place	0
Vote by Mail	0
Mail Ballot	0
Cumulative - Total	0
Cities - Total	5,367
Unincorporated	
Unincorporated	
Poll Place	5,367

District	OLIVIA TRUJILLO		JOSE GURROLA		Total Votes
Mail Ballot	0		0		0
Cumulative - Total	0		0		0
County - Total	1,741	55.46%	1,398	44.54%	3,139
County Supervisor					
4th Supervisorial District					
Poll Place	283	61.79%	175	38.21%	458
Vote by Mail	1,458	54.38%	1,223	45.62%	2,681
Mail Ballot	0		0		0
4th Supervisorial District - Total	1,741	55.46%	1,398	44.54%	3,139
Cumulative					
Poll Place	0		0		0
Vote by Mail	0		0		0
Mail Ballot	0		0		0
Cumulative - Total	0		0		0
County Supervisor - Total	1,741	55.46%	1,398	44.54%	3,139
Cities					
City of Arvin					
Poll Place	283	61.79%	175	38.21%	458
Vote by Mail	1,458	54.38%	1,223	45.62%	2,681
Mail Ballot	0		0		0
City of Arvin - Total	1,741	55.46%	1,398	44.54%	3,139
Cumulative					
Poll Place	0		0		0
Vote by Mail	0		0		0
Mail Ballot	0		0		0
Cumulative - Total	0		0		0
Cities - Total	1,741	55.46%	1,398	44.54%	3,139
Unincorporated					
Unincorporated					
Poll Place	283	61.79%	175	38.21%	458

District	Registered Voters
Vote by Mail	5,367
Mail Ballot	5,367
Unincorporated - Total	5,367
Cumulative	
Poll Place	0
Vote by Mail	0
Mail Ballot	0
Cumulative - Total	0
Unincorporated - Total	5,367

District	OLIVIA TRUJILLO		JOSE GURROLA		Total Votes
Vote by Mail	1,458	54.38%	1,223	45.62%	2,681
Mail Ballot	0		0		0
Unincorporated - Total	1,741	55.46%	1,398	44.54%	3,139
Cumulative					
Poll Place	0		0		0
Vote by Mail	0		0		0
Mail Ballot	0		0		0
Cumulative - Total	0		0		0
Unincorporated - Total	1,741	55.46%	1,398	44.54%	3,139

City of Arvin Councilmember (Vote for 1)

District	Registered Voters
United States Representative	
21st Congressional District	
Poll Place	5,367
Vote by Mail	5,367
Mail Ballot	5,367
21st Congressional District - Total	5,367
Cumulative	
Poll Place	0
Vote by Mail	0
Mail Ballot	0
Cumulative - Total	0
United States Representative - Total	5,367
State Senator	
14th Senatorial District	
Poll Place	5,367
Vote by Mail	5,367
Mail Ballot	5,367
14th Senatorial District - Total	5,367
Cumulative	
Poll Place	0
Vote by Mail	0
Mail Ballot	0
Cumulative - Total	0
State Senator - Total	5,367
Member of the State Assembly	
32nd Assembly District	
Poll Place	5,367

District	DANIEL "NANO" BORRELLI, JR.		Total Votes
United States Representative			
21st Congressional District			
Poll Place	374	100.00%	374
Vote by Mail	2,382	100.00%	2,382
Mail Ballot	0		0
21st Congressional District - Total	2,756	100.00%	2,756
Cumulative			
Poll Place	0		0
Vote by Mail	0		0
Mail Ballot	0		0
Cumulative - Total	0		0
United States Representative - Total	2,756	100.00%	2,756
State Senator			
14th Senatorial District			
Poll Place	374	100.00%	374
Vote by Mail	2,382	100.00%	2,382
Mail Ballot	0		0
14th Senatorial District - Total	2,756	100.00%	2,756
Cumulative			
Poll Place	0		0
Vote by Mail	0		0
Mail Ballot	0		0
Cumulative - Total	0		0
State Senator - Total	2,756	100.00%	2,756
Member of the State Assembly			
32nd Assembly District			
Poll Place	374	100.00%	374

425 of 3301

Exhibit F

District	Registered Voters
Vote by Mail	5,367
Mail Ballot	5,367
32nd Assembly District - Total	5,367
Cumulative	
Poll Place	0
Vote by Mail	0
Mail Ballot	0
Cumulative - Total	0
Member of the State Assembly - Total	5,367
Board of Equalization (State)	
Board Of Equalization	
Poll Place	5,367
Vote by Mail	5,367
Mail Ballot	5,367
Board Of Equalization - Total	5,367
Cumulative	
Poll Place	0
Vote by Mail	0
Mail Ballot	0
Cumulative - Total	0
Board of Equalization (State) - Total	5,367
County	
Kern County	
Poll Place	5,367
Vote by Mail	5,367
Mail Ballot	5,367
Kern County - Total	5,367
Cumulative	
Poll Place	0
Vote by Mail	0

District	DANIEL "NANO" BORRELI, JR.		Total Votes
Vote by Mail	2,382	100.00%	2,382
Mail Ballot	0		0
32nd Assembly District - Total	2,756	100.00%	2,756
Cumulative			
Poll Place	0		0
Vote by Mail	0		0
Mail Ballot	0		0
Cumulative - Total	0		0
Member of the State Assembly - Total	2,756	100.00%	2,756
Board of Equalization (State)			
Board Of Equalization			
Poll Place	374	100.00%	374
Vote by Mail	2,382	100.00%	2,382
Mail Ballot	0		0
Board Of Equalization - Total	2,756	100.00%	2,756
Cumulative			
Poll Place	0		0
Vote by Mail	0		0
Mail Ballot	0		0
Cumulative - Total	0		0
Board of Equalization (State) - Total	2,756	100.00%	2,756
County			
Kern County			
Poll Place	374	100.00%	374
Vote by Mail	2,382	100.00%	2,382
Mail Ballot	0		0
Kern County - Total	2,756	100.00%	2,756
Cumulative			
Poll Place	0		0
Vote by Mail	0		0

426 of 3301

Exhibit F

District	Registered Voters
Mail Ballot	0
Cumulative - Total	0
County - Total	5,367
County Supervisor	
4th Supervisorial District	
Poll Place	5,367
Vote by Mail	5,367
Mail Ballot	5,367
4th Supervisorial District - Total	5,367
Cumulative	
Poll Place	0
Vote by Mail	0
Mail Ballot	0
Cumulative - Total	0
County Supervisor - Total	5,367
Cities	
City of Arvin	
Poll Place	5,367
Vote by Mail	5,367
Mail Ballot	5,367
City of Arvin - Total	5,367
Cumulative	
Poll Place	0
Vote by Mail	0
Mail Ballot	0
Cumulative - Total	0
Cities - Total	5,367
Unincorporated	
Unincorporated	
Poll Place	5,367

District	DANIEL "NANO" BORRELI, JR.	Total Votes
Mail Ballot	0	0
Cumulative - Total	0	0
County - Total	2,756 100.00%	2,756
County Supervisor		
4th Supervisorial District		
Poll Place	374 100.00%	374
Vote by Mail	2,382 100.00%	2,382
Mail Ballot	0	0
4th Supervisorial District - Total	2,756 100.00%	2,756
Cumulative		
Poll Place	0	0
Vote by Mail	0	0
Mail Ballot	0	0
Cumulative - Total	0	0
County Supervisor - Total	2,756 100.00%	2,756
Cities		
City of Arvin		
Poll Place	374 100.00%	374
Vote by Mail	2,382 100.00%	2,382
Mail Ballot	0	0
City of Arvin - Total	2,756 100.00%	2,756
Cumulative		
Poll Place	0	0
Vote by Mail	0	0
Mail Ballot	0	0
Cumulative - Total	0	0
Cities - Total	2,756 100.00%	2,756
Unincorporated		
Unincorporated		
Poll Place	374 100.00%	374

District	Registered Voters
Vote by Mail	5,367
Mail Ballot	5,367
Unincorporated - Total	5,367
Cumulative	
Poll Place	0
Vote by Mail	0
Mail Ballot	0
Cumulative - Total	0
Unincorporated - Total	5,367

District	DANIEL "NANO" BORRELI, JR.		Total Votes
Vote by Mail	2,382	100.00%	2,382
Mail Ballot	0		0
Unincorporated - Total	2,756	100.00%	2,756
Cumulative			
Poll Place	0		0
Vote by Mail	0		0
Mail Ballot	0		0
Cumulative - Total	0		0
Unincorporated - Total	2,756	100.00%	2,756

City of Bakersfield Ward 1 - Short Term (Vote for 1)

District	Registered Voters
United States Representative	
21st Congressional District	
Poll Place	18,295
Vote by Mail	18,295
Mail Ballot	18,295
21st Congressional District - Total	18,295
23rd Congressional District	
Poll Place	2,962
Vote by Mail	2,962
Mail Ballot	2,962
23rd Congressional District - Total	2,962
Cumulative	
Poll Place	0
Vote by Mail	0
Mail Ballot	0
Cumulative - Total	0
United States Representative - Total	21,257
State Senator	
14th Senatorial District	
Poll Place	18,293
Vote by Mail	18,293
Mail Ballot	18,293
14th Senatorial District - Total	18,293
16th Senatorial District	
Poll Place	2,964
Vote by Mail	2,964

District	ERIC ARIAS		GILBERTO DE LA TORRE		Total Votes
United States Representative					
21st Congressional District					
Poll Place	576	68.17%	269	31.83%	845
Vote by Mail	5,162	74.42%	1,774	25.58%	6,936
Mail Ballot	890	72.42%	339	27.58%	1,229
21st Congressional District - Total	6,628	73.56%	2,382	26.44%	9,010
23rd Congressional District					
Poll Place	78	73.58%	28	26.42%	106
Vote by Mail	937	79.88%	236	20.12%	1,173
Mail Ballot	26	78.79%	7	21.21%	33
23rd Congressional District - Total	1,041	79.34%	271	20.66%	1,312
Cumulative					
Poll Place	0		0		0
Vote by Mail	0		0		0
Mail Ballot	0		0		0
Cumulative - Total	0		0		0
United States Representative - Total	7,669	74.30%	2,653	25.70%	10,322
State Senator					
14th Senatorial District					
Poll Place	576	68.17%	269	31.83%	845
Vote by Mail	5,162	74.42%	1,774	25.58%	6,936
Mail Ballot	890	72.42%	339	27.58%	1,229
14th Senatorial District - Total	6,628	73.56%	2,382	26.44%	9,010
16th Senatorial District					
Poll Place	78	73.58%	28	26.42%	106
Vote by Mail	937	79.88%	236	20.12%	1,173

429 of 3301

Exhibit F

District	Registered Voters
Mail Ballot	2,964
16th Senatorial District - Total	2,964
Cumulative	
Poll Place	0
Vote by Mail	0
Mail Ballot	0
Cumulative - Total	0
State Senator - Total	21,257
Member of the State Assembly	
32nd Assembly District	
Poll Place	21,247
Vote by Mail	21,247
Mail Ballot	21,247
32nd Assembly District - Total	21,247
34th Assembly District	
Poll Place	10
Vote by Mail	10
Mail Ballot	10
34th Assembly District - Total	10
Cumulative	
Poll Place	0
Vote by Mail	0
Mail Ballot	0
Cumulative - Total	0
Member of the State Assembly - Total	21,257
Board of Equalization (State)	
Board Of Equalization	
Poll Place	21,257

District	ERIC ARIAS		GILBERTO DE LA TORRE		Total Votes
Mail Ballot	26	78.79%	7	21.21%	33
16th Senatorial District - Total	1,041	79.34%	271	20.66%	1,312
Cumulative					
Poll Place	0		0		0
Vote by Mail	0		0		0
Mail Ballot	0		0		0
Cumulative - Total	0		0		0
State Senator - Total	7,669	74.30%	2,653	25.70%	10,322
Member of the State Assembly					
32nd Assembly District					
Poll Place	654	68.77%	297	31.23%	951
Vote by Mail	6,099	75.21%	2,010	24.79%	8,109
Mail Ballot	915	72.62%	345	27.38%	1,260
32nd Assembly District - Total	7,668	74.30%	2,652	25.70%	10,320
34th Assembly District					
Poll Place	0		0		0
Vote by Mail	0		0		0
Mail Ballot	1	50.00%	1	50.00%	2
34th Assembly District - Total	1	50.00%	1	50.00%	2
Cumulative					
Poll Place	0		0		0
Vote by Mail	0		0		0
Mail Ballot	0		0		0
Cumulative - Total	0		0		0
Member of the State Assembly - Total	7,669	74.30%	2,653	25.70%	10,322
Board of Equalization (State)					
Board Of Equalization					
Poll Place	654	68.77%	297	31.23%	951

District	Registered Voters
Vote by Mail	21,257
Mail Ballot	21,257
Board Of Equalization - Total	21,257
Cumulative	
Poll Place	0
Vote by Mail	0
Mail Ballot	0
Cumulative - Total	0
Board of Equalization (State) - Total	21,257
County	
Kern County	
Poll Place	21,257
Vote by Mail	21,257
Mail Ballot	21,257
Kern County - Total	21,257
Cumulative	
Poll Place	0
Vote by Mail	0
Mail Ballot	0
Cumulative - Total	0
County - Total	21,257
County Supervisor	
2nd Supervisorial District	
Poll Place	238
Vote by Mail	238
Mail Ballot	238
2nd Supervisorial District - Total	238
4th Supervisorial District	
Poll Place	0
Vote by Mail	0

District	ERIC ARIAS		GILBERTO DE LA TORRE		Total Votes
Vote by Mail	6,099	75.21%	2,010	24.79%	8,109
Mail Ballot	916	72.58%	346	27.42%	1,262
Board Of Equalization - Total	7,669	74.30%	2,653	25.70%	10,322
Cumulative					
Poll Place	0		0		0
Vote by Mail	0		0		0
Mail Ballot	0		0		0
Cumulative - Total	0		0		0
Board of Equalization (State) - Total	7,669	74.30%	2,653	25.70%	10,322
County					
Kern County					
Poll Place	654	68.77%	297	31.23%	951
Vote by Mail	6,099	75.21%	2,010	24.79%	8,109
Mail Ballot	916	72.58%	346	27.42%	1,262
Kern County - Total	7,669	74.30%	2,653	25.70%	10,322
Cumulative					
Poll Place	0		0		0
Vote by Mail	0		0		0
Mail Ballot	0		0		0
Cumulative - Total	0		0		0
County - Total	7,669	74.30%	2,653	25.70%	10,322
County Supervisor					
2nd Supervisorial District					
Poll Place	0		0		0
Vote by Mail	0		0		0
Mail Ballot	98	72.06%	38	27.94%	136
2nd Supervisorial District - Total	98	72.06%	38	27.94%	136
4th Supervisorial District					
Poll Place	0		0		0
Vote by Mail	0		0		0
Mail Ballot	0		0		0

District	Registered Voters
Mail Ballot	0
4th Supervisorial District - Total	0
5th Supervisorial District	
Poll Place	21,019
Vote by Mail	21,019
Mail Ballot	21,019
5th Supervisorial District - Total	21,019
Cumulative	
Poll Place	0
Vote by Mail	0
Mail Ballot	0
Cumulative - Total	0
County Supervisor - Total	21,257
Cities	
City of Bakersfield	
Poll Place	21,257
Vote by Mail	21,257
Mail Ballot	21,257
City of Bakersfield - Total	21,257
Cumulative	
Poll Place	0
Vote by Mail	0
Mail Ballot	0
Cumulative - Total	0
Cities - Total	21,257
Unincorporated	
Unincorporated	
Poll Place	21,257
Vote by Mail	21,257

District	ERIC ARIAS		GILBERTO DE LA TORRE		Total Votes
4th Supervisorial District - Total	0		0		0
5th Supervisorial District					
Poll Place	654	68.77%	297	31.23%	951
Vote by Mail	6,099	75.21%	2,010	24.79%	8,109
Mail Ballot	818	72.65%	308	27.35%	1,126
5th Supervisorial District - Total	7,571	74.33%	2,615	25.67%	10,186
Cumulative					
Poll Place	0		0		0
Vote by Mail	0		0		0
Mail Ballot	0		0		0
Cumulative - Total	0		0		0
County Supervisor - Total	7,669	74.30%	2,653	25.70%	10,322
Cities					
City of Bakersfield					
Poll Place	654	68.77%	297	31.23%	951
Vote by Mail	6,099	75.21%	2,010	24.79%	8,109
Mail Ballot	916	72.58%	346	27.42%	1,262
City of Bakersfield - Total	7,669	74.30%	2,653	25.70%	10,322
Cumulative					
Poll Place	0		0		0
Vote by Mail	0		0		0
Mail Ballot	0		0		0
Cumulative - Total	0		0		0
Cities - Total	7,669	74.30%	2,653	25.70%	10,322
Unincorporated					
Unincorporated					
Poll Place	654	68.77%	297	31.23%	951
Vote by Mail	6,099	75.21%	2,010	24.79%	8,109
Mail Ballot	916	72.58%	346	27.42%	1,262
Unincorporated - Total	7,669	74.30%	2,653	25.70%	10,322
Cumulative					

District	Registered Voters
Mail Ballot	21,257
Unincorporated - Total	21,257
Cumulative	
Poll Place	0
Vote by Mail	0
Mail Ballot	0
Cumulative - Total	0
Unincorporated - Total	21,257

District	ERIC ARIAS		GILBERTO DE LA TORRE		Total Votes
Poll Place	0		0		0
Vote by Mail	0		0		0
Mail Ballot	0		0		0
Cumulative - Total	0		0		0
Unincorporated - Total	7,669	74.30%	2,653	25.70%	10,322

City of Bakersfield Ward 2 (Vote for 1)

District	Registered Voters
United States Representative	
21st Congressional District	
Poll Place	3,265
Vote by Mail	3,265
Mail Ballot	3,265
21st Congressional District - Total	3,265
23rd Congressional District	
Poll Place	19,254
Vote by Mail	19,254
Mail Ballot	19,254
23rd Congressional District - Total	19,254
Cumulative	
Poll Place	0
Vote by Mail	0
Mail Ballot	0
Cumulative - Total	0
United States Representative - Total	22,519
State Senator	
14th Senatorial District	
Poll Place	3,939
Vote by Mail	3,939
Mail Ballot	3,939
14th Senatorial District - Total	3,939
16th Senatorial District	
Poll Place	18,580
Vote by Mail	18,580

District	ANDRAE GONZALES		Total Votes
United States Representative			
21st Congressional District			
Poll Place	85	100.00%	85
Vote by Mail	1,023	100.00%	1,023
Mail Ballot	31	100.00%	31
21st Congressional District - Total	1,139	100.00%	1,139
23rd Congressional District			
Poll Place	1,317	100.00%	1,317
Vote by Mail	8,161	100.00%	8,161
Mail Ballot	664	100.00%	664
23rd Congressional District - Total	10,142	100.00%	10,142
Cumulative			
Poll Place	0		0
Vote by Mail	0		0
Mail Ballot	0		0
Cumulative - Total	0		0
United States Representative - Total	11,281	100.00%	11,281
State Senator			
14th Senatorial District			
Poll Place	122	100.00%	122
Vote by Mail	1,301	100.00%	1,301
Mail Ballot	21	100.00%	21
14th Senatorial District - Total	1,444	100.00%	1,444
16th Senatorial District			
Poll Place	1,280	100.00%	1,280
Vote by Mail	7,883	100.00%	7,883

434 of 3301

Exhibit F

District	Registered Voters
Mail Ballot	18,580
16th Senatorial District - Total	18,580
Cumulative	
Poll Place	0
Vote by Mail	0
Mail Ballot	0
Cumulative - Total	0
State Senator - Total	22,519
Member of the State Assembly	
32nd Assembly District	
Poll Place	3,939
Vote by Mail	3,939
Mail Ballot	3,939
32nd Assembly District - Total	3,939
34th Assembly District	
Poll Place	18,580
Vote by Mail	18,580
Mail Ballot	18,580
34th Assembly District - Total	18,580
Cumulative	
Poll Place	0
Vote by Mail	0
Mail Ballot	0
Cumulative - Total	0
Member of the State Assembly - Total	22,519
Board of Equalization (State)	
Board Of Equalization	
Poll Place	22,519

District	ANDRAE GONZALES		Total Votes
Mail Ballot	674	100.00%	674
16th Senatorial District - Total	9,837	100.00%	9,837
Cumulative			
Poll Place	0		0
Vote by Mail	0		0
Mail Ballot	0		0
Cumulative - Total	0		0
State Senator - Total	11,281	100.00%	11,281
Member of the State Assembly			
32nd Assembly District			
Poll Place	122	100.00%	122
Vote by Mail	1,301	100.00%	1,301
Mail Ballot	21	100.00%	21
32nd Assembly District - Total	1,444	100.00%	1,444
34th Assembly District			
Poll Place	1,280	100.00%	1,280
Vote by Mail	7,883	100.00%	7,883
Mail Ballot	674	100.00%	674
34th Assembly District - Total	9,837	100.00%	9,837
Cumulative			
Poll Place	0		0
Vote by Mail	0		0
Mail Ballot	0		0
Cumulative - Total	0		0
Member of the State Assembly - Total	11,281	100.00%	11,281
Board of Equalization (State)			
Board Of Equalization			
Poll Place	1,402	100.00%	1,402

District	Registered Voters
Vote by Mail	22,519
Mail Ballot	22,519
Board Of Equalization - Total	22,519
Cumulative	
Poll Place	0
Vote by Mail	0
Mail Ballot	0
Cumulative - Total	0
Board of Equalization (State) - Total	22,519
County	
Kern County	
Poll Place	22,519
Vote by Mail	22,519
Mail Ballot	22,519
Kern County - Total	22,519
Cumulative	
Poll Place	0
Vote by Mail	0
Mail Ballot	0
Cumulative - Total	0
County - Total	22,519
County Supervisor	
3rd Supervisorial District	
Poll Place	15,042
Vote by Mail	15,042
Mail Ballot	15,042
3rd Supervisorial District - Total	15,042
5th Supervisorial District	
Poll Place	7,477
Vote by Mail	7,477

District	ANDRAE GONZALES	Total Votes
Vote by Mail	9,184 100.00%	9,184
Mail Ballot	695 100.00%	695
Board Of Equalization - Total	11,281 100.00%	11,281
Cumulative		
Poll Place	0	0
Vote by Mail	0	0
Mail Ballot	0	0
Cumulative - Total	0	0
Board of Equalization (State) - Total	11,281 100.00%	11,281
County		
Kern County		
Poll Place	1,402 100.00%	1,402
Vote by Mail	9,184 100.00%	9,184
Mail Ballot	695 100.00%	695
Kern County - Total	11,281 100.00%	11,281
Cumulative		
Poll Place	0	0
Vote by Mail	0	0
Mail Ballot	0	0
Cumulative - Total	0	0
County - Total	11,281 100.00%	11,281
County Supervisor		
3rd Supervisorial District		
Poll Place	1,144 100.00%	1,144
Vote by Mail	6,907 100.00%	6,907
Mail Ballot	108 100.00%	108
3rd Supervisorial District - Total	8,159 100.00%	8,159
5th Supervisorial District		
Poll Place	258 100.00%	258
Vote by Mail	2,277 100.00%	2,277

District	Registered Voters
Mail Ballot	7,477
5th Supervisorial District - Total	7,477
Cumulative	
Poll Place	0
Vote by Mail	0
Mail Ballot	0
Cumulative - Total	0
County Supervisor - Total	22,519
Cities	
City of Bakersfield	
Poll Place	22,519
Vote by Mail	22,519
Mail Ballot	22,519
City of Bakersfield - Total	22,519
Cumulative	
Poll Place	0
Vote by Mail	0
Mail Ballot	0
Cumulative - Total	0
Cities - Total	22,519
Unincorporated	
Unincorporated	
Poll Place	22,519
Vote by Mail	22,519
Mail Ballot	22,519
Unincorporated - Total	22,519
Cumulative	
Poll Place	0
Vote by Mail	0

District	ANDRAE GONZALES	Total Votes
Mail Ballot	587 100.00%	587
5th Supervisorial District - Total	3,122 100.00%	3,122
Cumulative		
Poll Place	0	0
Vote by Mail	0	0
Mail Ballot	0	0
Cumulative - Total	0	0
County Supervisor - Total	11,281 100.00%	11,281
Cities		
City of Bakersfield		
Poll Place	1,402 100.00%	1,402
Vote by Mail	9,184 100.00%	9,184
Mail Ballot	695 100.00%	695
City of Bakersfield - Total	11,281 100.00%	11,281
Cumulative		
Poll Place	0	0
Vote by Mail	0	0
Mail Ballot	0	0
Cumulative - Total	0	0
Cities - Total	11,281 100.00%	11,281
Unincorporated		
Unincorporated		
Poll Place	1,402 100.00%	1,402
Vote by Mail	9,184 100.00%	9,184
Mail Ballot	695 100.00%	695
Unincorporated - Total	11,281 100.00%	11,281
Cumulative		
Poll Place	0	0
Vote by Mail	0	0

District	Registered Voters
Mail Ballot	0
Cumulative - Total	0
Unincorporated - Total	22,519

District	ANDRAE GONZALES		Total Votes
Mail Ballot	0		0
Cumulative - Total	0		0
Unincorporated - Total	11,281	100.00%	11,281

City of Bakersfield Ward 5 (Vote for 1)

District	Registered Voters
United States Representative	
23rd Congressional District	
Poll Place	34,900
Vote by Mail	34,900
Mail Ballot	34,900
23rd Congressional District - Total	34,900
Cumulative	
Poll Place	0
Vote by Mail	0
Mail Ballot	0
Cumulative - Total	0
United States Representative - Total	34,900
State Senator	
16th Senatorial District	
Poll Place	34,900
Vote by Mail	34,900
Mail Ballot	34,900
16th Senatorial District - Total	34,900
Cumulative	
Poll Place	0
Vote by Mail	0
Mail Ballot	0
Cumulative - Total	0
State Senator - Total	34,900
Member of the State Assembly	
34th Assembly District	
Poll Place	34,900

District	BRUCE FREEMAN		Total Votes
United States Representative			
23rd Congressional District			
Poll Place	2,183	100.00%	2,183
Vote by Mail	17,052	100.00%	17,052
Mail Ballot	1,564	100.00%	1,564
23rd Congressional District - Total	20,799	100.00%	20,799
Cumulative			
Poll Place	0		0
Vote by Mail	0		0
Mail Ballot	0		0
Cumulative - Total	0		0
United States Representative - Total	20,799	100.00%	20,799
State Senator			
16th Senatorial District			
Poll Place	2,183	100.00%	2,183
Vote by Mail	17,052	100.00%	17,052
Mail Ballot	1,564	100.00%	1,564
16th Senatorial District - Total	20,799	100.00%	20,799
Cumulative			
Poll Place	0		0
Vote by Mail	0		0
Mail Ballot	0		0
Cumulative - Total	0		0
State Senator - Total	20,799	100.00%	20,799
Member of the State Assembly			
34th Assembly District			
Poll Place	2,183	100.00%	2,183

439 of 3301

Exhibit F

District	Registered Voters
Vote by Mail	34,900
Mail Ballot	34,900
34th Assembly District - Total	34,900
Cumulative	
Poll Place	0
Vote by Mail	0
Mail Ballot	0
Cumulative - Total	0
Member of the State Assembly - Total	34,900
Board of Equalization (State)	
Board Of Equalization	
Poll Place	34,900
Vote by Mail	34,900
Mail Ballot	34,900
Board Of Equalization - Total	34,900
Cumulative	
Poll Place	0
Vote by Mail	0
Mail Ballot	0
Cumulative - Total	0
Board of Equalization (State) - Total	34,900
County	
Kern County	
Poll Place	34,900
Vote by Mail	34,900
Mail Ballot	34,900
Kern County - Total	34,900
Cumulative	
Poll Place	0
Vote by Mail	0

District	BRUCE FREEMAN		Total Votes
Vote by Mail	17,052	100.00%	17,052
Mail Ballot	1,564	100.00%	1,564
34th Assembly District - Total	20,799	100.00%	20,799
Cumulative			
Poll Place	0		0
Vote by Mail	0		0
Mail Ballot	0		0
Cumulative - Total	0		0
Member of the State Assembly - Total	20,799	100.00%	20,799
Board of Equalization (State)			
Board Of Equalization			
Poll Place	2,183	100.00%	2,183
Vote by Mail	17,052	100.00%	17,052
Mail Ballot	1,564	100.00%	1,564
Board Of Equalization - Total	20,799	100.00%	20,799
Cumulative			
Poll Place	0		0
Vote by Mail	0		0
Mail Ballot	0		0
Cumulative - Total	0		0
Board of Equalization (State) - Total	20,799	100.00%	20,799
County			
Kern County			
Poll Place	2,183	100.00%	2,183
Vote by Mail	17,052	100.00%	17,052
Mail Ballot	1,564	100.00%	1,564
Kern County - Total	20,799	100.00%	20,799
Cumulative			
Poll Place	0		0
Vote by Mail	0		0

District	Registered Voters
Mail Ballot	0
Cumulative - Total	0
County - Total	34,900
County Supervisor	
1st Supervisorial District	
Poll Place	16,264
Vote by Mail	16,264
Mail Ballot	16,264
1st Supervisorial District - Total	16,264
2nd Supervisorial District	
Poll Place	3,549
Vote by Mail	3,549
Mail Ballot	3,549
2nd Supervisorial District - Total	3,549
3rd Supervisorial District	
Poll Place	6,232
Vote by Mail	6,232
Mail Ballot	6,232
3rd Supervisorial District - Total	6,232
4th Supervisorial District	
Poll Place	8,855
Vote by Mail	8,855
Mail Ballot	8,855
4th Supervisorial District - Total	8,855
Cumulative	
Poll Place	0
Vote by Mail	0

District	BRUCE FREEMAN		Total Votes
Mail Ballot	0		0
Cumulative - Total	0		0
County - Total	20,799	100.00%	20,799
County Supervisor			
1st Supervisorial District			
Poll Place	1,203	100.00%	1,203
Vote by Mail	8,388	100.00%	8,388
Mail Ballot	12	100.00%	12
1st Supervisorial District - Total	9,603	100.00%	9,603
2nd Supervisorial District			
Poll Place	187	100.00%	187
Vote by Mail	1,797	100.00%	1,797
Mail Ballot	0		0
2nd Supervisorial District - Total	1,984	100.00%	1,984
3rd Supervisorial District			
Poll Place	450	100.00%	450
Vote by Mail	3,363	100.00%	3,363
Mail Ballot	0		0
3rd Supervisorial District - Total	3,813	100.00%	3,813
4th Supervisorial District			
Poll Place	343	100.00%	343
Vote by Mail	3,504	100.00%	3,504
Mail Ballot	1,552	100.00%	1,552
4th Supervisorial District - Total	5,399	100.00%	5,399
Cumulative			
Poll Place	0		0
Vote by Mail	0		0

District	Registered Voters
Mail Ballot	0
Cumulative - Total	0
County Supervisor - Total	34,900
Cities	
City of Bakersfield	
Poll Place	34,900
Vote by Mail	34,900
Mail Ballot	34,900
City of Bakersfield - Total	34,900
Cumulative	
Poll Place	0
Vote by Mail	0
Mail Ballot	0
Cumulative - Total	0
Cities - Total	34,900
Unincorporated	
Unincorporated	
Poll Place	34,900
Vote by Mail	34,900
Mail Ballot	34,900
Unincorporated - Total	34,900
Cumulative	
Poll Place	0
Vote by Mail	0
Mail Ballot	0
Cumulative - Total	0
Unincorporated - Total	34,900

District	BRUCE FREEMAN		Total Votes
Mail Ballot	0		0
Cumulative - Total	0		0
County Supervisor - Total	20,799	100.00%	20,799
Cities			
City of Bakersfield			
Poll Place	2,183	100.00%	2,183
Vote by Mail	17,052	100.00%	17,052
Mail Ballot	1,564	100.00%	1,564
City of Bakersfield - Total	20,799	100.00%	20,799
Cumulative			
Poll Place	0		0
Vote by Mail	0		0
Mail Ballot	0		0
Cumulative - Total	0		0
Cities - Total	20,799	100.00%	20,799
Unincorporated			
Unincorporated			
Poll Place	2,183	100.00%	2,183
Vote by Mail	17,052	100.00%	17,052
Mail Ballot	1,564	100.00%	1,564
Unincorporated - Total	20,799	100.00%	20,799
Cumulative			
Poll Place	0		0
Vote by Mail	0		0
Mail Ballot	0		0
Cumulative - Total	0		0
Unincorporated - Total	20,799	100.00%	20,799

City of Bakersfield Ward 6 (Vote for 1)

District	Registered Voters
United States Representative	
21st Congressional District	
Poll Place	0
Vote by Mail	0
Mail Ballot	0
21st Congressional District - Total	0
23rd Congressional District	
Poll Place	29,386
Vote by Mail	29,386
Mail Ballot	29,386
23rd Congressional District - Total	29,386
Cumulative	
Poll Place	0
Vote by Mail	0
Mail Ballot	0
Cumulative - Total	0
United States Representative - Total	29,386
State Senator	
14th Senatorial District	
Poll Place	0
Vote by Mail	0
Mail Ballot	0
14th Senatorial District - Total	0
16th Senatorial District	
Poll Place	29,386
Vote by Mail	29,386

District	GREGORY TATUM		PATTY GRAY	
United States Representative				
21st Congressional District				
Poll Place	0		0	
Vote by Mail	0		0	
Mail Ballot	0		0	
21st Congressional District - Total	0		0	
23rd Congressional District				
Poll Place	514	23.93%	1,060	49.35%
Vote by Mail	3,178	19.19%	7,571	45.72%
Mail Ballot	52	24.41%	69	32.39%
23rd Congressional District - Total	3,744	19.79%	8,700	45.98%
Cumulative				
Poll Place	0		0	
Vote by Mail	0		0	
Mail Ballot	0		0	
Cumulative - Total	0		0	
United States Representative - Total	3,744	19.79%	8,700	45.98%
State Senator				
14th Senatorial District				
Poll Place	0		0	
Vote by Mail	0		0	
Mail Ballot	0		0	
14th Senatorial District - Total	0		0	
16th Senatorial District				
Poll Place	514	23.93%	1,060	49.35%
Vote by Mail	3,178	19.19%	7,571	45.72%

443 of 3301

Exhibit F

District	TITUS STEVENS		JESSE QUIJADA		Total Votes
United States Representative					
21st Congressional District					
Poll Place	0		0		0
Vote by Mail	0		0		0
Mail Ballot	0		0		0
21st Congressional District - Total	0		0		0
23rd Congressional District					
Poll Place	66	3.07%	508	23.65%	2,148
Vote by Mail	706	4.26%	5,105	30.83%	16,560
Mail Ballot	10	4.69%	82	38.50%	213
23rd Congressional District - Total	782	4.13%	5,695	30.10%	18,921
Cumulative					
Poll Place	0		0		0
Vote by Mail	0		0		0
Mail Ballot	0		0		0
Cumulative - Total	0		0		0
United States Representative - Total	782	4.13%	5,695	30.10%	18,921
State Senator					
14th Senatorial District					
Poll Place	0		0		0
Vote by Mail	0		0		0
Mail Ballot	0		0		0
14th Senatorial District - Total	0		0		0
16th Senatorial District					
Poll Place	66	3.07%	508	23.65%	2,148
Vote by Mail	706	4.26%	5,105	30.83%	16,560

District	Registered Voters
Mail Ballot	29,386
16th Senatorial District - Total	29,386
Cumulative	
Poll Place	0
Vote by Mail	0
Mail Ballot	0
Cumulative - Total	0
State Senator - Total	29,386
Member of the State Assembly	
32nd Assembly District	
Poll Place	0
Vote by Mail	0
Mail Ballot	0
32nd Assembly District - Total	0
34th Assembly District	
Poll Place	29,386
Vote by Mail	29,386
Mail Ballot	29,386
34th Assembly District - Total	29,386
Cumulative	
Poll Place	0
Vote by Mail	0
Mail Ballot	0
Cumulative - Total	0
Member of the State Assembly - Total	29,386
Board of Equalization (State)	
Board Of Equalization	
Poll Place	29,386

District	GREGORY TATUM		PATTY GRAY	
Mail Ballot	52	24.41%	69	32.39%
16th Senatorial District - Total	3,744	19.79%	8,700	45.98%
Cumulative				
Poll Place	0		0	
Vote by Mail	0		0	
Mail Ballot	0		0	
Cumulative - Total	0		0	
State Senator - Total	3,744	19.79%	8,700	45.98%
Member of the State Assembly				
32nd Assembly District				
Poll Place	0		0	
Vote by Mail	0		0	
Mail Ballot	0		0	
32nd Assembly District - Total	0		0	
34th Assembly District				
Poll Place	514	23.93%	1,060	49.35%
Vote by Mail	3,178	19.19%	7,571	45.72%
Mail Ballot	52	24.41%	69	32.39%
34th Assembly District - Total	3,744	19.79%	8,700	45.98%
Cumulative				
Poll Place	0		0	
Vote by Mail	0		0	
Mail Ballot	0		0	
Cumulative - Total	0		0	
Member of the State Assembly - Total	3,744	19.79%	8,700	45.98%
Board of Equalization (State)				
Board Of Equalization				
Poll Place	514	23.93%	1,060	49.35%

District	TITUS STEVENS		JESSE QUIJADA		Total Votes
Mail Ballot	10	4.69%	82	38.50%	213
16th Senatorial District - Total	782	4.13%	5,695	30.10%	18,921
Cumulative					
Poll Place	0		0		0
Vote by Mail	0		0		0
Mail Ballot	0		0		0
Cumulative - Total	0		0		0
State Senator - Total	782	4.13%	5,695	30.10%	18,921
Member of the State Assembly					
32nd Assembly District					
Poll Place	0		0		0
Vote by Mail	0		0		0
Mail Ballot	0		0		0
32nd Assembly District - Total	0		0		0
34th Assembly District					
Poll Place	66	3.07%	508	23.65%	2,148
Vote by Mail	706	4.26%	5,105	30.83%	16,560
Mail Ballot	10	4.69%	82	38.50%	213
34th Assembly District - Total	782	4.13%	5,695	30.10%	18,921
Cumulative					
Poll Place	0		0		0
Vote by Mail	0		0		0
Mail Ballot	0		0		0
Cumulative - Total	0		0		0
Member of the State Assembly - Total	782	4.13%	5,695	30.10%	18,921
Board of Equalization (State)					
Board Of Equalization					
Poll Place	66	3.07%	508	23.65%	2,148

District	Registered Voters
Vote by Mail	29,386
Mail Ballot	29,386
Board Of Equalization - Total	29,386
Cumulative	
Poll Place	0
Vote by Mail	0
Mail Ballot	0
Cumulative - Total	0
Board of Equalization (State) - Total	29,386
County	
Kern County	
Poll Place	29,386
Vote by Mail	29,386
Mail Ballot	29,386
Kern County - Total	29,386
Cumulative	
Poll Place	0
Vote by Mail	0
Mail Ballot	0
Cumulative - Total	0
County - Total	29,386
County Supervisor	
2nd Supervisorial District	
Poll Place	13,562
Vote by Mail	13,562
Mail Ballot	13,562
2nd Supervisorial District - Total	13,562
3rd Supervisorial District	
Poll Place	15,627
Vote by Mail	15,627

District	GREGORY TATUM		PATTY GRAY	
Vote by Mail	3,178	19.19%	7,571	45.72%
Mail Ballot	52	24.41%	69	32.39%
Board Of Equalization - Total	3,744	19.79%	8,700	45.98%
Cumulative				
Poll Place	0		0	
Vote by Mail	0		0	
Mail Ballot	0		0	
Cumulative - Total	0		0	
Board of Equalization (State) - Total	3,744	19.79%	8,700	45.98%
County				
Kern County				
Poll Place	514	23.93%	1,060	49.35%
Vote by Mail	3,178	19.19%	7,571	45.72%
Mail Ballot	52	24.41%	69	32.39%
Kern County - Total	3,744	19.79%	8,700	45.98%
Cumulative				
Poll Place	0		0	
Vote by Mail	0		0	
Mail Ballot	0		0	
Cumulative - Total	0		0	
County - Total	3,744	19.79%	8,700	45.98%
County Supervisor				
2nd Supervisorial District				
Poll Place	238	22.35%	534	50.14%
Vote by Mail	1,469	18.45%	3,407	42.80%
Mail Ballot	0	0.00%	2	100.00%
2nd Supervisorial District - Total	1,707	18.91%	3,943	43.68%
3rd Supervisorial District				
Poll Place	276	25.48%	526	48.57%
Vote by Mail	1,709	19.87%	4,164	48.42%
Mail Ballot	25	34.25%	18	24.66%

District	TITUS STEVENS		JESSE QUIJADA		Total Votes
Vote by Mail	706	4.26%	5,105	30.83%	16,560
Mail Ballot	10	4.69%	82	38.50%	213
Board Of Equalization - Total	782	4.13%	5,695	30.10%	18,921
Cumulative					
Poll Place	0		0		0
Vote by Mail	0		0		0
Mail Ballot	0		0		0
Cumulative - Total	0		0		0
Board of Equalization (State) - Total	782	4.13%	5,695	30.10%	18,921
County					
Kern County					
Poll Place	66	3.07%	508	23.65%	2,148
Vote by Mail	706	4.26%	5,105	30.83%	16,560
Mail Ballot	10	4.69%	82	38.50%	213
Kern County - Total	782	4.13%	5,695	30.10%	18,921
Cumulative					
Poll Place	0		0		0
Vote by Mail	0		0		0
Mail Ballot	0		0		0
Cumulative - Total	0		0		0
County - Total	782	4.13%	5,695	30.10%	18,921
County Supervisor					
2nd Supervisorial District					
Poll Place	32	3.00%	261	24.51%	1,065
Vote by Mail	353	4.43%	2,732	34.32%	7,961
Mail Ballot	0	0.00%	0	0.00%	2
2nd Supervisorial District - Total	385	4.26%	2,993	33.15%	9,028
3rd Supervisorial District					
Poll Place	34	3.14%	247	22.81%	1,083
Vote by Mail	353	4.11%	2,373	27.60%	8,599
Mail Ballot	3	4.11%	27	36.99%	73

District	Registered Voters
Mail Ballot	15,627
3rd Supervisorial District - Total	15,627
4th Supervisorial District	
Poll Place	197
Vote by Mail	197
Mail Ballot	197
4th Supervisorial District - Total	197
Cumulative	
Poll Place	0
Vote by Mail	0
Mail Ballot	0
Cumulative - Total	0
County Supervisor - Total	29,386
Cities	
City of Bakersfield	
Poll Place	29,386
Vote by Mail	29,386
Mail Ballot	29,386
City of Bakersfield - Total	29,386
Cumulative	
Poll Place	0
Vote by Mail	0
Mail Ballot	0
Cumulative - Total	0
Cities - Total	29,386
Unincorporated	
Unincorporated	
Poll Place	29,386
Vote by Mail	29,386

District	GREGORY TATUM		PATTY GRAY	
3rd Supervisorial District - Total	2,010	20.60%	4,708	48.26%
4th Supervisorial District				
Poll Place	0		0	
Vote by Mail	0		0	
Mail Ballot	27	19.57%	49	35.51%
4th Supervisorial District - Total	27	19.57%	49	35.51%
Cumulative				
Poll Place	0		0	
Vote by Mail	0		0	
Mail Ballot	0		0	
Cumulative - Total	0		0	
County Supervisor - Total	3,744	19.79%	8,700	45.98%
Cities				
City of Bakersfield				
Poll Place	514	23.93%	1,060	49.35%
Vote by Mail	3,178	19.19%	7,571	45.72%
Mail Ballot	52	24.41%	69	32.39%
City of Bakersfield - Total	3,744	19.79%	8,700	45.98%
Cumulative				
Poll Place	0		0	
Vote by Mail	0		0	
Mail Ballot	0		0	
Cumulative - Total	0		0	
Cities - Total	3,744	19.79%	8,700	45.98%
Unincorporated				
Unincorporated				
Poll Place	514	23.93%	1,060	49.35%
Vote by Mail	3,178	19.19%	7,571	45.72%
Mail Ballot	52	24.41%	69	32.39%
Unincorporated - Total	3,744	19.79%	8,700	45.98%
Cumulative				

District	TITUS STEVENS		JESSE QUIJADA		Total Votes
3rd Supervisorial District - Total	390	4.00%	2,647	27.13%	9,755
4th Supervisorial District					
Poll Place	0		0		0
Vote by Mail	0		0		0
Mail Ballot	7	5.07%	55	39.86%	138
4th Supervisorial District - Total	7	5.07%	55	39.86%	138
Cumulative					
Poll Place	0		0		0
Vote by Mail	0		0		0
Mail Ballot	0		0		0
Cumulative - Total	0		0		0
County Supervisor - Total	782	4.13%	5,695	30.10%	18,921
Cities					
City of Bakersfield					
Poll Place	66	3.07%	508	23.65%	2,148
Vote by Mail	706	4.26%	5,105	30.83%	16,560
Mail Ballot	10	4.69%	82	38.50%	213
City of Bakersfield - Total	782	4.13%	5,695	30.10%	18,921
Cumulative					
Poll Place	0		0		0
Vote by Mail	0		0		0
Mail Ballot	0		0		0
Cumulative - Total	0		0		0
Cities - Total	782	4.13%	5,695	30.10%	18,921
Unincorporated					
Unincorporated					
Poll Place	66	3.07%	508	23.65%	2,148
Vote by Mail	706	4.26%	5,105	30.83%	16,560
Mail Ballot	10	4.69%	82	38.50%	213
Unincorporated - Total	782	4.13%	5,695	30.10%	18,921
Cumulative					

District	Registered Voters
Mail Ballot	29,386
Unincorporated - Total	29,386
Cumulative	
Poll Place	0
Vote by Mail	0
Mail Ballot	0
Cumulative - Total	0
Unincorporated - Total	29,386

District	GREGORY TATUM		PATTY GRAY	
Poll Place	0		0	
Vote by Mail	0		0	
Mail Ballot	0		0	
Cumulative - Total	0		0	
Unincorporated - Total	3,744	19.79%	8,700	45.98%

District	TITUS STEVENS		JESSE QUIJADA		Total Votes
Poll Place	0		0		0
Vote by Mail	0		0		0
Mail Ballot	0		0		0
Cumulative - Total	0		0		0
Unincorporated - Total	782	4.13%	5,695	30.10%	18,921

City of California City Mayor-2 Year Term (Vote for 1)

District	Registered Voters
United States Representative	
23rd Congressional District	
Poll Place	6,415
Vote by Mail	6,415
Mail Ballot	6,415
23rd Congressional District - Total	6,415
Cumulative	
Poll Place	0
Vote by Mail	0
Mail Ballot	0
Cumulative - Total	0
United States Representative - Total	6,415
State Senator	
16th Senatorial District	
Poll Place	6,415
Vote by Mail	6,415
Mail Ballot	6,415
16th Senatorial District - Total	6,415
Cumulative	
Poll Place	0
Vote by Mail	0
Mail Ballot	0
Cumulative - Total	0
State Senator - Total	6,415
Member of the State Assembly	
36th Assembly District	
Poll Place	6,415

District	NICHOLAS LESSENEVITCH		DONALD L. PARRIS	
United States Representative				
23rd Congressional District				
Poll Place	187	24.04%	136	17.48%
Vote by Mail	950	26.90%	456	12.91%
Mail Ballot	11	33.33%	2	6.06%
23rd Congressional District - Total	1,148	26.44%	594	13.68%
Cumulative				
Poll Place	0		0	
Vote by Mail	0		0	
Mail Ballot	0		0	
Cumulative - Total	0		0	
United States Representative - Total	1,148	26.44%	594	13.68%
State Senator				
16th Senatorial District				
Poll Place	187	24.04%	136	17.48%
Vote by Mail	950	26.90%	456	12.91%
Mail Ballot	11	33.33%	2	6.06%
16th Senatorial District - Total	1,148	26.44%	594	13.68%
Cumulative				
Poll Place	0		0	
Vote by Mail	0		0	
Mail Ballot	0		0	
Cumulative - Total	0		0	
State Senator - Total	1,148	26.44%	594	13.68%
Member of the State Assembly				
36th Assembly District				
Poll Place	187	24.04%	136	17.48%

453 of 3301

Exhibit F

District	SAMUEL A. L. POPE, SR.		JEANIE O'LAUGHLIN		CHUCK MCGUIRE		Total Votes
United States Representative							
23rd Congressional District							
Poll Place	97	12.47%	285	36.63%	73	9.38%	778
Vote by Mail	353	10.00%	1,330	37.67%	442	12.52%	3,531
Mail Ballot	6	18.18%	6	18.18%	8	24.24%	33
23rd Congressional District - Total	456	10.50%	1,621	37.33%	523	12.05%	4,342
Cumulative							
Poll Place	0		0		0		0
Vote by Mail	0		0		0		0
Mail Ballot	0		0		0		0
Cumulative - Total	0		0		0		0
United States Representative - Total	456	10.50%	1,621	37.33%	523	12.05%	4,342
State Senator							
16th Senatorial District							
Poll Place	97	12.47%	285	36.63%	73	9.38%	778
Vote by Mail	353	10.00%	1,330	37.67%	442	12.52%	3,531
Mail Ballot	6	18.18%	6	18.18%	8	24.24%	33
16th Senatorial District - Total	456	10.50%	1,621	37.33%	523	12.05%	4,342
Cumulative							
Poll Place	0		0		0		0
Vote by Mail	0		0		0		0
Mail Ballot	0		0		0		0
Cumulative - Total	0		0		0		0
State Senator - Total	456	10.50%	1,621	37.33%	523	12.05%	4,342
Member of the State Assembly							
36th Assembly District							
Poll Place	97	12.47%	285	36.63%	73	9.38%	778

District	Registered Voters
Vote by Mail	6,415
Mail Ballot	6,415
36th Assembly District - Total	6,415
Cumulative	
Poll Place	0
Vote by Mail	0
Mail Ballot	0
Cumulative - Total	0
Member of the State Assembly - Total	6,415
Board of Equalization (State)	
Board Of Equalization	
Poll Place	6,415
Vote by Mail	6,415
Mail Ballot	6,415
Board Of Equalization - Total	6,415
Cumulative	
Poll Place	0
Vote by Mail	0
Mail Ballot	0
Cumulative - Total	0
Board of Equalization (State) - Total	6,415
County	
Kern County	
Poll Place	6,415
Vote by Mail	6,415
Mail Ballot	6,415
Kern County - Total	6,415
Cumulative	
Poll Place	0
Vote by Mail	0

District	NICHOLAS LESSENEVITCH		DONALD L. PARRIS	
Vote by Mail	950	26.90%	456	12.91%
Mail Ballot	11	33.33%	2	6.06%
36th Assembly District - Total	1,148	26.44%	594	13.68%
Cumulative				
Poll Place	0		0	
Vote by Mail	0		0	
Mail Ballot	0		0	
Cumulative - Total	0		0	
Member of the State Assembly - Total	1,148	26.44%	594	13.68%
Board of Equalization (State)				
Board Of Equalization				
Poll Place	187	24.04%	136	17.48%
Vote by Mail	950	26.90%	456	12.91%
Mail Ballot	11	33.33%	2	6.06%
Board Of Equalization - Total	1,148	26.44%	594	13.68%
Cumulative				
Poll Place	0		0	
Vote by Mail	0		0	
Mail Ballot	0		0	
Cumulative - Total	0		0	
Board of Equalization (State) - Total	1,148	26.44%	594	13.68%
County				
Kern County				
Poll Place	187	24.04%	136	17.48%
Vote by Mail	950	26.90%	456	12.91%
Mail Ballot	11	33.33%	2	6.06%
Kern County - Total	1,148	26.44%	594	13.68%
Cumulative				
Poll Place	0		0	
Vote by Mail	0		0	

District	SAMUEL A. L. POPE, SR.		JEANIE O'LAUGHLIN		CHUCK MCGUIRE		Total Votes
Vote by Mail	353	10.00%	1,330	37.67%	442	12.52%	3,531
Mail Ballot	6	18.18%	6	18.18%	8	24.24%	33
36th Assembly District - Total	456	10.50%	1,621	37.33%	523	12.05%	4,342
Cumulative							
Poll Place	0		0		0		0
Vote by Mail	0		0		0		0
Mail Ballot	0		0		0		0
Cumulative - Total	0		0		0		0
Member of the State Assembly - Total	456	10.50%	1,621	37.33%	523	12.05%	4,342
Board of Equalization (State)							
Board Of Equalization							
Poll Place	97	12.47%	285	36.63%	73	9.38%	778
Vote by Mail	353	10.00%	1,330	37.67%	442	12.52%	3,531
Mail Ballot	6	18.18%	6	18.18%	8	24.24%	33
Board Of Equalization - Total	456	10.50%	1,621	37.33%	523	12.05%	4,342
Cumulative							
Poll Place	0		0		0		0
Vote by Mail	0		0		0		0
Mail Ballot	0		0		0		0
Cumulative - Total	0		0		0		0
Board of Equalization (State) - Total	456	10.50%	1,621	37.33%	523	12.05%	4,342
County							
Kern County							
Poll Place	97	12.47%	285	36.63%	73	9.38%	778
Vote by Mail	353	10.00%	1,330	37.67%	442	12.52%	3,531
Mail Ballot	6	18.18%	6	18.18%	8	24.24%	33
Kern County - Total	456	10.50%	1,621	37.33%	523	12.05%	4,342
Cumulative							
Poll Place	0		0		0		0
Vote by Mail	0		0		0		0

456 of 3301

Exhibit F

District	Registered Voters
Mail Ballot	0
Cumulative - Total	0
County - Total	6,415
County Supervisor	
2nd Supervisorial District	
Poll Place	6,415
Vote by Mail	6,415
Mail Ballot	6,415
2nd Supervisorial District - Total	6,415
Cumulative	
Poll Place	0
Vote by Mail	0
Mail Ballot	0
Cumulative - Total	0
County Supervisor - Total	6,415
Cities	
City of California City	
Poll Place	6,415
Vote by Mail	6,415
Mail Ballot	6,415
City of California City - Total	6,415
Cumulative	
Poll Place	0
Vote by Mail	0
Mail Ballot	0
Cumulative - Total	0
Cities - Total	6,415
Unincorporated	
Unincorporated	
Poll Place	6,415

District	NICHOLAS LESSENEVITCH		DONALD L. PARRIS	
Mail Ballot	0		0	
Cumulative - Total	0		0	
County - Total	1,148	26.44%	594	13.68%
County Supervisor				
2nd Supervisorial District				
Poll Place	187	24.04%	136	17.48%
Vote by Mail	950	26.90%	456	12.91%
Mail Ballot	11	33.33%	2	6.06%
2nd Supervisorial District - Total	1,148	26.44%	594	13.68%
Cumulative				
Poll Place	0		0	
Vote by Mail	0		0	
Mail Ballot	0		0	
Cumulative - Total	0		0	
County Supervisor - Total	1,148	26.44%	594	13.68%
Cities				
City of California City				
Poll Place	187	24.04%	136	17.48%
Vote by Mail	950	26.90%	456	12.91%
Mail Ballot	11	33.33%	2	6.06%
City of California City - Total	1,148	26.44%	594	13.68%
Cumulative				
Poll Place	0		0	
Vote by Mail	0		0	
Mail Ballot	0		0	
Cumulative - Total	0		0	
Cities - Total	1,148	26.44%	594	13.68%
Unincorporated				
Unincorporated				
Poll Place	187	24.04%	136	17.48%

District	SAMUEL A. L. POPE, SR.		JEANIE O'LAUGHLIN		CHUCK MCGUIRE		Total Votes
Mail Ballot	0		0		0		0
Cumulative - Total	0		0		0		0
County - Total	456	10.50%	1,621	37.33%	523	12.05%	4,342
County Supervisor							
2nd Supervisorial District							
Poll Place	97	12.47%	285	36.63%	73	9.38%	778
Vote by Mail	353	10.00%	1,330	37.67%	442	12.52%	3,531
Mail Ballot	6	18.18%	6	18.18%	8	24.24%	33
2nd Supervisorial District - Total	456	10.50%	1,621	37.33%	523	12.05%	4,342
Cumulative							
Poll Place	0		0		0		0
Vote by Mail	0		0		0		0
Mail Ballot	0		0		0		0
Cumulative - Total	0		0		0		0
County Supervisor - Total	456	10.50%	1,621	37.33%	523	12.05%	4,342
Cities							
City of California City							
Poll Place	97	12.47%	285	36.63%	73	9.38%	778
Vote by Mail	353	10.00%	1,330	37.67%	442	12.52%	3,531
Mail Ballot	6	18.18%	6	18.18%	8	24.24%	33
City of California City - Total	456	10.50%	1,621	37.33%	523	12.05%	4,342
Cumulative							
Poll Place	0		0		0		0
Vote by Mail	0		0		0		0
Mail Ballot	0		0		0		0
Cumulative - Total	0		0		0		0
Cities - Total	456	10.50%	1,621	37.33%	523	12.05%	4,342
Unincorporated							
Unincorporated							
Poll Place	97	12.47%	285	36.63%	73	9.38%	778

District	Registered Voters
Vote by Mail	6,415
Mail Ballot	6,415
Unincorporated - Total	6,415
Cumulative	
Poll Place	0
Vote by Mail	0
Mail Ballot	0
Cumulative - Total	0
Unincorporated - Total	6,415

District	NICHOLAS LESSENEVITCH		DONALD L. PARRIS	
Vote by Mail	950	26.90%	456	12.91%
Mail Ballot	11	33.33%	2	6.06%
Unincorporated - Total	1,148	26.44%	594	13.68%
Cumulative				
Poll Place	0		0	
Vote by Mail	0		0	
Mail Ballot	0		0	
Cumulative - Total	0		0	
Unincorporated - Total	1,148	26.44%	594	13.68%

District	SAMUEL A. L. POPE, SR.		JEANIE O'LAUGHLIN		CHUCK MCGUIRE		Total Votes
Vote by Mail	353	10.00%	1,330	37.67%	442	12.52%	3,531
Mail Ballot	6	18.18%	6	18.18%	8	24.24%	33
Unincorporated - Total	456	10.50%	1,621	37.33%	523	12.05%	4,342
Cumulative							
Poll Place	0		0		0		0
Vote by Mail	0		0		0		0
Mail Ballot	0		0		0		0
Cumulative - Total	0		0		0		0
Unincorporated - Total	456	10.50%	1,621	37.33%	523	12.05%	4,342

City of California City Councilmember - Full Term (Vote for 2)

District	Registered Voters
United States Representative	
23rd Congressional District	
Poll Place	6,415
Vote by Mail	6,415
Mail Ballot	6,415
23rd Congressional District - Total	6,415
Cumulative	
Poll Place	0
Vote by Mail	0
Mail Ballot	0
Cumulative - Total	0
United States Representative - Total	6,415
State Senator	
16th Senatorial District	
Poll Place	6,415
Vote by Mail	6,415
Mail Ballot	6,415
16th Senatorial District - Total	6,415
Cumulative	
Poll Place	0
Vote by Mail	0
Mail Ballot	0
Cumulative - Total	0
State Senator - Total	6,415
Member of the State Assembly	
36th Assembly District	
Poll Place	6,415

District	RONALD V. SMITH, JR.		KAREN MACEDONIO	
United States Representative				
23rd Congressional District				
Poll Place	271	26.11%	426	41.04%
Vote by Mail	1,344	26.70%	2,084	41.41%
Mail Ballot	15	34.09%	17	38.64%
23rd Congressional District - Total	1,630	26.66%	2,527	41.32%
Cumulative				
Poll Place	0		0	
Vote by Mail	0		0	
Mail Ballot	0		0	
Cumulative - Total	0		0	
United States Representative - Total	1,630	26.66%	2,527	41.32%
State Senator				
16th Senatorial District				
Poll Place	271	26.11%	426	41.04%
Vote by Mail	1,344	26.70%	2,084	41.41%
Mail Ballot	15	34.09%	17	38.64%
16th Senatorial District - Total	1,630	26.66%	2,527	41.32%
Cumulative				
Poll Place	0		0	
Vote by Mail	0		0	
Mail Ballot	0		0	
Cumulative - Total	0		0	
State Senator - Total	1,630	26.66%	2,527	41.32%
Member of the State Assembly				
36th Assembly District				
Poll Place	271	26.11%	426	41.04%

District	JAMES "JIM" CREIGHTON		Total Votes
United States Representative			
23rd Congressional District			
Poll Place	341	32.85%	1,038
Vote by Mail	1,605	31.89%	5,033
Mail Ballot	12	27.27%	44
23rd Congressional District - Total	1,958	32.02%	6,115
Cumulative			
Poll Place	0		0
Vote by Mail	0		0
Mail Ballot	0		0
Cumulative - Total	0		0
United States Representative - Total	1,958	32.02%	6,115
State Senator			
16th Senatorial District			
Poll Place	341	32.85%	1,038
Vote by Mail	1,605	31.89%	5,033
Mail Ballot	12	27.27%	44
16th Senatorial District - Total	1,958	32.02%	6,115
Cumulative			
Poll Place	0		0
Vote by Mail	0		0
Mail Ballot	0		0
Cumulative - Total	0		0
State Senator - Total	1,958	32.02%	6,115
Member of the State Assembly			
36th Assembly District			
Poll Place	341	32.85%	1,038

District	Registered Voters
Vote by Mail	6,415
Mail Ballot	6,415
36th Assembly District - Total	6,415
Cumulative	
Poll Place	0
Vote by Mail	0
Mail Ballot	0
Cumulative - Total	0
Member of the State Assembly - Total	6,415
Board of Equalization (State)	
Board Of Equalization	
Poll Place	6,415
Vote by Mail	6,415
Mail Ballot	6,415
Board Of Equalization - Total	6,415
Cumulative	
Poll Place	0
Vote by Mail	0
Mail Ballot	0
Cumulative - Total	0
Board of Equalization (State) - Total	6,415
County	
Kern County	
Poll Place	6,415
Vote by Mail	6,415
Mail Ballot	6,415
Kern County - Total	6,415
Cumulative	
Poll Place	0
Vote by Mail	0

District	RONALD V. SMITH, JR.		KAREN MACEDONIO	
Vote by Mail	1,344	26.70%	2,084	41.41%
Mail Ballot	15	34.09%	17	38.64%
36th Assembly District - Total	1,630	26.66%	2,527	41.32%
Cumulative				
Poll Place	0		0	
Vote by Mail	0		0	
Mail Ballot	0		0	
Cumulative - Total	0		0	
Member of the State Assembly - Total	1,630	26.66%	2,527	41.32%
Board of Equalization (State)				
Board Of Equalization				
Poll Place	271	26.11%	426	41.04%
Vote by Mail	1,344	26.70%	2,084	41.41%
Mail Ballot	15	34.09%	17	38.64%
Board Of Equalization - Total	1,630	26.66%	2,527	41.32%
Cumulative				
Poll Place	0		0	
Vote by Mail	0		0	
Mail Ballot	0		0	
Cumulative - Total	0		0	
Board of Equalization (State) - Total	1,630	26.66%	2,527	41.32%
County				
Kern County				
Poll Place	271	26.11%	426	41.04%
Vote by Mail	1,344	26.70%	2,084	41.41%
Mail Ballot	15	34.09%	17	38.64%
Kern County - Total	1,630	26.66%	2,527	41.32%
Cumulative				
Poll Place	0		0	
Vote by Mail	0		0	

District	JAMES "JIM" CREIGHTON		Total Votes
Vote by Mail	1,605	31.89%	5,033
Mail Ballot	12	27.27%	44
36th Assembly District - Total	1,958	32.02%	6,115
Cumulative			
Poll Place	0		0
Vote by Mail	0		0
Mail Ballot	0		0
Cumulative - Total	0		0
Member of the State Assembly - Total	1,958	32.02%	6,115
Board of Equalization (State)			
Board Of Equalization			
Poll Place	341	32.85%	1,038
Vote by Mail	1,605	31.89%	5,033
Mail Ballot	12	27.27%	44
Board Of Equalization - Total	1,958	32.02%	6,115
Cumulative			
Poll Place	0		0
Vote by Mail	0		0
Mail Ballot	0		0
Cumulative - Total	0		0
Board of Equalization (State) - Total	1,958	32.02%	6,115
County			
Kern County			
Poll Place	341	32.85%	1,038
Vote by Mail	1,605	31.89%	5,033
Mail Ballot	12	27.27%	44
Kern County - Total	1,958	32.02%	6,115
Cumulative			
Poll Place	0		0
Vote by Mail	0		0

District	Registered Voters
Mail Ballot	0
Cumulative - Total	0
County - Total	6,415
County Supervisor	
2nd Supervisorial District	
Poll Place	6,415
Vote by Mail	6,415
Mail Ballot	6,415
2nd Supervisorial District - Total	6,415
Cumulative	
Poll Place	0
Vote by Mail	0
Mail Ballot	0
Cumulative - Total	0
County Supervisor - Total	6,415
Cities	
City of California City	
Poll Place	6,415
Vote by Mail	6,415
Mail Ballot	6,415
City of California City - Total	6,415
Cumulative	
Poll Place	0
Vote by Mail	0
Mail Ballot	0
Cumulative - Total	0
Cities - Total	6,415
Unincorporated	
Unincorporated	
Poll Place	6,415

District	RONALD V. SMITH, JR.		KAREN MACEDONIO	
Mail Ballot	0		0	
Cumulative - Total	0		0	
County - Total	1,630	26.66%	2,527	41.32%
County Supervisor				
2nd Supervisorial District				
Poll Place	271	26.11%	426	41.04%
Vote by Mail	1,344	26.70%	2,084	41.41%
Mail Ballot	15	34.09%	17	38.64%
2nd Supervisorial District - Total	1,630	26.66%	2,527	41.32%
Cumulative				
Poll Place	0		0	
Vote by Mail	0		0	
Mail Ballot	0		0	
Cumulative - Total	0		0	
County Supervisor - Total	1,630	26.66%	2,527	41.32%
Cities				
City of California City				
Poll Place	271	26.11%	426	41.04%
Vote by Mail	1,344	26.70%	2,084	41.41%
Mail Ballot	15	34.09%	17	38.64%
City of California City - Total	1,630	26.66%	2,527	41.32%
Cumulative				
Poll Place	0		0	
Vote by Mail	0		0	
Mail Ballot	0		0	
Cumulative - Total	0		0	
Cities - Total	1,630	26.66%	2,527	41.32%
Unincorporated				
Unincorporated				
Poll Place	271	26.11%	426	41.04%

District	JAMES "JIM" CREIGHTON		Total Votes
Mail Ballot	0		0
Cumulative - Total	0		0
County - Total	1,958	32.02%	6,115
County Supervisor			
2nd Supervisorial District			
Poll Place	341	32.85%	1,038
Vote by Mail	1,605	31.89%	5,033
Mail Ballot	12	27.27%	44
2nd Supervisorial District - Total	1,958	32.02%	6,115
Cumulative			
Poll Place	0		0
Vote by Mail	0		0
Mail Ballot	0		0
Cumulative - Total	0		0
County Supervisor - Total	1,958	32.02%	6,115
Cities			
City of California City			
Poll Place	341	32.85%	1,038
Vote by Mail	1,605	31.89%	5,033
Mail Ballot	12	27.27%	44
City of California City - Total	1,958	32.02%	6,115
Cumulative			
Poll Place	0		0
Vote by Mail	0		0
Mail Ballot	0		0
Cumulative - Total	0		0
Cities - Total	1,958	32.02%	6,115
Unincorporated			
Unincorporated			
Poll Place	341	32.85%	1,038

District	Registered Voters
Vote by Mail	6,415
Mail Ballot	6,415
Unincorporated - Total	6,415
Cumulative	
Poll Place	0
Vote by Mail	0
Mail Ballot	0
Cumulative - Total	0
Unincorporated - Total	6,415

District	RONALD V. SMITH, JR.		KAREN MACEDONIO	
Vote by Mail	1,344	26.70%	2,084	41.41%
Mail Ballot	15	34.09%	17	38.64%
Unincorporated - Total	1,630	26.66%	2,527	41.32%
Cumulative				
Poll Place	0		0	
Vote by Mail	0		0	
Mail Ballot	0		0	
Cumulative - Total	0		0	
Unincorporated - Total	1,630	26.66%	2,527	41.32%

District	JAMES "JIM" CREIGHTON		Total Votes
Vote by Mail	1,605	31.89%	5,033
Mail Ballot	12	27.27%	44
Unincorporated - Total	1,958	32.02%	6,115
Cumulative			
Poll Place	0		0
Vote by Mail	0		0
Mail Ballot	0		0
Cumulative - Total	0		0
Unincorporated - Total	1,958	32.02%	6,115

City of California City Councilmember - Short Term (Vote for 1)

District	Registered Voters
United States Representative	
23rd Congressional District	
Poll Place	6,415
Vote by Mail	6,415
Mail Ballot	6,415
23rd Congressional District - Total	6,415
Cumulative	
Poll Place	0
Vote by Mail	0
Mail Ballot	0
Cumulative - Total	0
United States Representative - Total	6,415
State Senator	
16th Senatorial District	
Poll Place	6,415
Vote by Mail	6,415
Mail Ballot	6,415
16th Senatorial District - Total	6,415
Cumulative	
Poll Place	0
Vote by Mail	0
Mail Ballot	0
Cumulative - Total	0
State Senator - Total	6,415
Member of the State Assembly	
36th Assembly District	
Poll Place	6,415

District	LAMIYA PATRICK		MARCUS FAIR	
United States Representative				
23rd Congressional District				
Poll Place	139	18.61%	83	11.11%
Vote by Mail	668	19.66%	441	12.98%
Mail Ballot	3	12.00%	1	4.00%
23rd Congressional District - Total	810	19.42%	525	12.59%
Cumulative				
Poll Place	0		0	
Vote by Mail	0		0	
Mail Ballot	0		0	
Cumulative - Total	0		0	
United States Representative - Total	810	19.42%	525	12.59%
State Senator				
16th Senatorial District				
Poll Place	139	18.61%	83	11.11%
Vote by Mail	668	19.66%	441	12.98%
Mail Ballot	3	12.00%	1	4.00%
16th Senatorial District - Total	810	19.42%	525	12.59%
Cumulative				
Poll Place	0		0	
Vote by Mail	0		0	
Mail Ballot	0		0	
Cumulative - Total	0		0	
State Senator - Total	810	19.42%	525	12.59%
Member of the State Assembly				
36th Assembly District				
Poll Place	139	18.61%	83	11.11%

469 of 3301

Exhibit F

District	KELLY KULIKOFF		KIM D. WELLING		Total Votes
United States Representative					
23rd Congressional District					
Poll Place	317	42.44%	208	27.84%	747
Vote by Mail	1,144	33.67%	1,145	33.70%	3,398
Mail Ballot	10	40.00%	11	44.00%	25
23rd Congressional District - Total	1,471	35.28%	1,364	32.71%	4,170
Cumulative					
Poll Place	0		0		0
Vote by Mail	0		0		0
Mail Ballot	0		0		0
Cumulative - Total	0		0		0
United States Representative - Total	1,471	35.28%	1,364	32.71%	4,170
State Senator					
16th Senatorial District					
Poll Place	317	42.44%	208	27.84%	747
Vote by Mail	1,144	33.67%	1,145	33.70%	3,398
Mail Ballot	10	40.00%	11	44.00%	25
16th Senatorial District - Total	1,471	35.28%	1,364	32.71%	4,170
Cumulative					
Poll Place	0		0		0
Vote by Mail	0		0		0
Mail Ballot	0		0		0
Cumulative - Total	0		0		0
State Senator - Total	1,471	35.28%	1,364	32.71%	4,170
Member of the State Assembly					
36th Assembly District					
Poll Place	317	42.44%	208	27.84%	747

470 of 3301

Exhibit F

District	Registered Voters
Vote by Mail	6,415
Mail Ballot	6,415
36th Assembly District - Total	6,415
Cumulative	
Poll Place	0
Vote by Mail	0
Mail Ballot	0
Cumulative - Total	0
Member of the State Assembly - Total	6,415
Board of Equalization (State)	
Board Of Equalization	
Poll Place	6,415
Vote by Mail	6,415
Mail Ballot	6,415
Board Of Equalization - Total	6,415
Cumulative	
Poll Place	0
Vote by Mail	0
Mail Ballot	0
Cumulative - Total	0
Board of Equalization (State) - Total	6,415
County	
Kern County	
Poll Place	6,415
Vote by Mail	6,415
Mail Ballot	6,415
Kern County - Total	6,415
Cumulative	
Poll Place	0
Vote by Mail	0

District	LAMIYA PATRICK		MARCUS FAIR	
Vote by Mail	668	19.66%	441	12.98%
Mail Ballot	3	12.00%	1	4.00%
36th Assembly District - Total	810	19.42%	525	12.59%
Cumulative				
Poll Place	0		0	
Vote by Mail	0		0	
Mail Ballot	0		0	
Cumulative - Total	0		0	
Member of the State Assembly - Total	810	19.42%	525	12.59%
Board of Equalization (State)				
Board Of Equalization				
Poll Place	139	18.61%	83	11.11%
Vote by Mail	668	19.66%	441	12.98%
Mail Ballot	3	12.00%	1	4.00%
Board Of Equalization - Total	810	19.42%	525	12.59%
Cumulative				
Poll Place	0		0	
Vote by Mail	0		0	
Mail Ballot	0		0	
Cumulative - Total	0		0	
Board of Equalization (State) - Total	810	19.42%	525	12.59%
County				
Kern County				
Poll Place	139	18.61%	83	11.11%
Vote by Mail	668	19.66%	441	12.98%
Mail Ballot	3	12.00%	1	4.00%
Kern County - Total	810	19.42%	525	12.59%
Cumulative				
Poll Place	0		0	
Vote by Mail	0		0	

471 of 3301

Exhibit F

District	KELLY KULIKOFF		KIM D. WELLING		Total Votes
Vote by Mail	1,144	33.67%	1,145	33.70%	3,398
Mail Ballot	10	40.00%	11	44.00%	25
36th Assembly District - Total	1,471	35.28%	1,364	32.71%	4,170
Cumulative					
Poll Place	0		0		0
Vote by Mail	0		0		0
Mail Ballot	0		0		0
Cumulative - Total	0		0		0
Member of the State Assembly - Total	1,471	35.28%	1,364	32.71%	4,170
Board of Equalization (State)					
Board Of Equalization					
Poll Place	317	42.44%	208	27.84%	747
Vote by Mail	1,144	33.67%	1,145	33.70%	3,398
Mail Ballot	10	40.00%	11	44.00%	25
Board Of Equalization - Total	1,471	35.28%	1,364	32.71%	4,170
Cumulative					
Poll Place	0		0		0
Vote by Mail	0		0		0
Mail Ballot	0		0		0
Cumulative - Total	0		0		0
Board of Equalization (State) - Total	1,471	35.28%	1,364	32.71%	4,170
County					
Kern County					
Poll Place	317	42.44%	208	27.84%	747
Vote by Mail	1,144	33.67%	1,145	33.70%	3,398
Mail Ballot	10	40.00%	11	44.00%	25
Kern County - Total	1,471	35.28%	1,364	32.71%	4,170
Cumulative					
Poll Place	0		0		0
Vote by Mail	0		0		0

District	Registered Voters
Mail Ballot	0
Cumulative - Total	0
County - Total	6,415
County Supervisor	
2nd Supervisorial District	
Poll Place	6,415
Vote by Mail	6,415
Mail Ballot	6,415
2nd Supervisorial District - Total	6,415
Cumulative	
Poll Place	0
Vote by Mail	0
Mail Ballot	0
Cumulative - Total	0
County Supervisor - Total	6,415
Cities	
City of California City	
Poll Place	6,415
Vote by Mail	6,415
Mail Ballot	6,415
City of California City - Total	6,415
Cumulative	
Poll Place	0
Vote by Mail	0
Mail Ballot	0
Cumulative - Total	0
Cities - Total	6,415
Unincorporated	
Unincorporated	
Poll Place	6,415

District	LAMIYA PATRICK		MARCUS FAIR	
Mail Ballot	0		0	
Cumulative - Total	0		0	
County - Total	810	19.42%	525	12.59%
County Supervisor				
2nd Supervisorial District				
Poll Place	139	18.61%	83	11.11%
Vote by Mail	668	19.66%	441	12.98%
Mail Ballot	3	12.00%	1	4.00%
2nd Supervisorial District - Total	810	19.42%	525	12.59%
Cumulative				
Poll Place	0		0	
Vote by Mail	0		0	
Mail Ballot	0		0	
Cumulative - Total	0		0	
County Supervisor - Total	810	19.42%	525	12.59%
Cities				
City of California City				
Poll Place	139	18.61%	83	11.11%
Vote by Mail	668	19.66%	441	12.98%
Mail Ballot	3	12.00%	1	4.00%
City of California City - Total	810	19.42%	525	12.59%
Cumulative				
Poll Place	0		0	
Vote by Mail	0		0	
Mail Ballot	0		0	
Cumulative - Total	0		0	
Cities - Total	810	19.42%	525	12.59%
Unincorporated				
Unincorporated				
Poll Place	139	18.61%	83	11.11%

District	KELLY KULIKOFF		KIM D. WELLING		Total Votes
Mail Ballot	0		0		0
Cumulative - Total	0		0		0
County - Total	1,471	35.28%	1,364	32.71%	4,170
County Supervisor					
2nd Supervisorial District					
Poll Place	317	42.44%	208	27.84%	747
Vote by Mail	1,144	33.67%	1,145	33.70%	3,398
Mail Ballot	10	40.00%	11	44.00%	25
2nd Supervisorial District - Total	1,471	35.28%	1,364	32.71%	4,170
Cumulative					
Poll Place	0		0		0
Vote by Mail	0		0		0
Mail Ballot	0		0		0
Cumulative - Total	0		0		0
County Supervisor - Total	1,471	35.28%	1,364	32.71%	4,170
Cities					
City of California City					
Poll Place	317	42.44%	208	27.84%	747
Vote by Mail	1,144	33.67%	1,145	33.70%	3,398
Mail Ballot	10	40.00%	11	44.00%	25
City of California City - Total	1,471	35.28%	1,364	32.71%	4,170
Cumulative					
Poll Place	0		0		0
Vote by Mail	0		0		0
Mail Ballot	0		0		0
Cumulative - Total	0		0		0
Cities - Total	1,471	35.28%	1,364	32.71%	4,170
Unincorporated					
Unincorporated					
Poll Place	317	42.44%	208	27.84%	747

District	Registered Voters
Vote by Mail	6,415
Mail Ballot	6,415
Unincorporated - Total	6,415
Cumulative	
Poll Place	0
Vote by Mail	0
Mail Ballot	0
Cumulative - Total	0
Unincorporated - Total	6,415

District	LAMIYA PATRICK		MARCUS FAIR	
Vote by Mail	668	19.66%	441	12.98%
Mail Ballot	3	12.00%	1	4.00%
Unincorporated - Total	810	19.42%	525	12.59%
Cumulative				
Poll Place	0		0	
Vote by Mail	0		0	
Mail Ballot	0		0	
Cumulative - Total	0		0	
Unincorporated - Total	810	19.42%	525	12.59%

District	KELLY KULIKOFF		KIM D. WELLING		Total Votes
Vote by Mail	1,144	33.67%	1,145	33.70%	3,398
Mail Ballot	10	40.00%	11	44.00%	25
Unincorporated - Total	1,471	35.28%	1,364	32.71%	4,170
Cumulative					
Poll Place	0		0		0
Vote by Mail	0		0		0
Mail Ballot	0		0		0
Cumulative - Total	0		0		0
Unincorporated - Total	1,471	35.28%	1,364	32.71%	4,170

City of Delano Councilmember (Vote for 3)

District	Registered Voters
United States Representative	
21st Congressional District	
Poll Place	15,671
Vote by Mail	15,671
Mail Ballot	15,671
21st Congressional District - Total	15,671
Cumulative	
Poll Place	0
Vote by Mail	0
Mail Ballot	0
Cumulative - Total	0
United States Representative - Total	15,671
State Senator	
14th Senatorial District	
Poll Place	15,671
Vote by Mail	15,671
Mail Ballot	15,671
14th Senatorial District - Total	15,671
Cumulative	
Poll Place	0
Vote by Mail	0
Mail Ballot	0
Cumulative - Total	0
State Senator - Total	15,671
Member of the State Assembly	
32nd Assembly District	
Poll Place	15,671

District	JOE L. ALINDAJAO		JOE AGUIRRE	
United States Representative				
21st Congressional District				
Poll Place	402	17.62%	325	14.25%
Vote by Mail	3,664	18.75%	2,571	13.16%
Mail Ballot	1	25.00%	1	25.00%
21st Congressional District - Total	4,067	18.64%	2,897	13.27%
Cumulative				
Poll Place	0		0	
Vote by Mail	0		0	
Mail Ballot	0		0	
Cumulative - Total	0		0	
United States Representative - Total	4,067	18.64%	2,897	13.27%
State Senator				
14th Senatorial District				
Poll Place	402	17.62%	325	14.25%
Vote by Mail	3,664	18.75%	2,571	13.16%
Mail Ballot	1	25.00%	1	25.00%
14th Senatorial District - Total	4,067	18.64%	2,897	13.27%
Cumulative				
Poll Place	0		0	
Vote by Mail	0		0	
Mail Ballot	0		0	
Cumulative - Total	0		0	
State Senator - Total	4,067	18.64%	2,897	13.27%
Member of the State Assembly				
32nd Assembly District				
Poll Place	402	17.62%	325	14.25%

District	CARLTON M. LENNON		SALVADOR SOLORIO-RUIZ		JAIME MENDOZA		GRACE VALLEJO		VERONICA VASQUEZ		Total Votes
United States Representative											
21st Congressional District											
Poll Place	167	7.32%	352	15.43%	280	12.28%	282	12.36%	473	20.74%	2,281
Vote by Mail	1,350	6.91%	2,855	14.61%	2,481	12.70%	2,659	13.61%	3,958	20.26%	19,538
Mail Ballot	0	0.00%	0	0.00%	0	0.00%	1	25.00%	1	25.00%	4
21st Congressional District - Total	1,517	6.95%	3,207	14.70%	2,761	12.65%	2,942	13.48%	4,432	20.31%	21,823
Cumulative											
Poll Place	0		0		0		0		0		0
Vote by Mail	0		0		0		0		0		0
Mail Ballot	0		0		0		0		0		0
Cumulative - Total	0		0		0		0		0		0
United States Representative - Total	1,517	6.95%	3,207	14.70%	2,761	12.65%	2,942	13.48%	4,432	20.31%	21,823
State Senator											
14th Senatorial District											
Poll Place	167	7.32%	352	15.43%	280	12.28%	282	12.36%	473	20.74%	2,281
Vote by Mail	1,350	6.91%	2,855	14.61%	2,481	12.70%	2,659	13.61%	3,958	20.26%	19,538
Mail Ballot	0	0.00%	0	0.00%	0	0.00%	1	25.00%	1	25.00%	4
14th Senatorial District - Total	1,517	6.95%	3,207	14.70%	2,761	12.65%	2,942	13.48%	4,432	20.31%	21,823
Cumulative											
Poll Place	0		0		0		0		0		0
Vote by Mail	0		0		0		0		0		0
Mail Ballot	0		0		0		0		0		0
Cumulative - Total	0		0		0		0		0		0
State Senator - Total	1,517	6.95%	3,207	14.70%	2,761	12.65%	2,942	13.48%	4,432	20.31%	21,823
Member of the State Assembly											
32nd Assembly District											
Poll Place	167	7.32%	352	15.43%	280	12.28%	282	12.36%	473	20.74%	2,281

476 of 3301

Exhibit F

District	Registered Voters
Vote by Mail	15,671
Mail Ballot	15,671
32nd Assembly District - Total	15,671
Cumulative	
Poll Place	0
Vote by Mail	0
Mail Ballot	0
Cumulative - Total	0
Member of the State Assembly - Total	15,671
Board of Equalization (State)	
Board Of Equalization	
Poll Place	15,671
Vote by Mail	15,671
Mail Ballot	15,671
Board Of Equalization - Total	15,671
Cumulative	
Poll Place	0
Vote by Mail	0
Mail Ballot	0
Cumulative - Total	0
Board of Equalization (State) - Total	15,671
County	
Kern County	
Poll Place	15,671
Vote by Mail	15,671
Mail Ballot	15,671
Kern County - Total	15,671
Cumulative	
Poll Place	0
Vote by Mail	0

District	JOE L. ALINDAJAO		JOE AGUIRRE	
Vote by Mail	3,664	18.75%	2,571	13.16%
Mail Ballot	1	25.00%	1	25.00%
32nd Assembly District - Total	4,067	18.64%	2,897	13.27%
Cumulative				
Poll Place	0		0	
Vote by Mail	0		0	
Mail Ballot	0		0	
Cumulative - Total	0		0	
Member of the State Assembly - Total	4,067	18.64%	2,897	13.27%
Board of Equalization (State)				
Board Of Equalization				
Poll Place	402	17.62%	325	14.25%
Vote by Mail	3,664	18.75%	2,571	13.16%
Mail Ballot	1	25.00%	1	25.00%
Board Of Equalization - Total	4,067	18.64%	2,897	13.27%
Cumulative				
Poll Place	0		0	
Vote by Mail	0		0	
Mail Ballot	0		0	
Cumulative - Total	0		0	
Board of Equalization (State) - Total	4,067	18.64%	2,897	13.27%
County				
Kern County				
Poll Place	402	17.62%	325	14.25%
Vote by Mail	3,664	18.75%	2,571	13.16%
Mail Ballot	1	25.00%	1	25.00%
Kern County - Total	4,067	18.64%	2,897	13.27%
Cumulative				
Poll Place	0		0	
Vote by Mail	0		0	

479 of 3301

Exhibit F

District	CARLTON M. LENNON		SALVADOR SOLORIO-RUIZ		JAME MENDOZA		GRACE VALLEJO		VERONICA VASQUEZ		Total Votes
Vote by Mail	1,350	6.91%	2,855	14.61%	2,481	12.70%	2,659	13.61%	3,958	20.26%	19,538
Mail Ballot	0	0.00%	0	0.00%	0	0.00%	1	25.00%	1	25.00%	4
32nd Assembly District - Total	1,517	6.95%	3,207	14.70%	2,761	12.65%	2,942	13.48%	4,432	20.31%	21,823
Cumulative											
Poll Place	0		0		0		0		0		0
Vote by Mail	0		0		0		0		0		0
Mail Ballot	0		0		0		0		0		0
Cumulative - Total	0		0		0		0		0		0
Member of the State Assembly - Total	1,517	6.95%	3,207	14.70%	2,761	12.65%	2,942	13.48%	4,432	20.31%	21,823
Board of Equalization (State)											
Board Of Equalization											
Poll Place	167	7.32%	352	15.43%	280	12.28%	282	12.36%	473	20.74%	2,281
Vote by Mail	1,350	6.91%	2,855	14.61%	2,481	12.70%	2,659	13.61%	3,958	20.26%	19,538
Mail Ballot	0	0.00%	0	0.00%	0	0.00%	1	25.00%	1	25.00%	4
Board Of Equalization - Total	1,517	6.95%	3,207	14.70%	2,761	12.65%	2,942	13.48%	4,432	20.31%	21,823
Cumulative											
Poll Place	0		0		0		0		0		0
Vote by Mail	0		0		0		0		0		0
Mail Ballot	0		0		0		0		0		0
Cumulative - Total	0		0		0		0		0		0
Board of Equalization (State) - Total	1,517	6.95%	3,207	14.70%	2,761	12.65%	2,942	13.48%	4,432	20.31%	21,823
County											
Kern County											
Poll Place	167	7.32%	352	15.43%	280	12.28%	282	12.36%	473	20.74%	2,281
Vote by Mail	1,350	6.91%	2,855	14.61%	2,481	12.70%	2,659	13.61%	3,958	20.26%	19,538
Mail Ballot	0	0.00%	0	0.00%	0	0.00%	1	25.00%	1	25.00%	4
Kern County - Total	1,517	6.95%	3,207	14.70%	2,761	12.65%	2,942	13.48%	4,432	20.31%	21,823
Cumulative											
Poll Place	0		0		0		0		0		0
Vote by Mail	0		0		0		0		0		0

District	Registered Voters
Mail Ballot	0
Cumulative - Total	0
County - Total	15,671
County Supervisor	
4th Supervisorial District	
Poll Place	15,671
Vote by Mail	15,671
Mail Ballot	15,671
4th Supervisorial District - Total	15,671
Cumulative	
Poll Place	0
Vote by Mail	0
Mail Ballot	0
Cumulative - Total	0
County Supervisor - Total	15,671
Cities	
City of Delano	
Poll Place	15,671
Vote by Mail	15,671
Mail Ballot	15,671
City of Delano - Total	15,671
Cumulative	
Poll Place	0
Vote by Mail	0
Mail Ballot	0
Cumulative - Total	0
Cities - Total	15,671
Unincorporated	
Unincorporated	
Poll Place	15,671

District	JOEL L. ALINDAJAO		JOE AGUIRRE	
Mail Ballot	0		0	
Cumulative - Total	0		0	
County - Total	4,067	18.64%	2,897	13.27%
County Supervisor				
4th Supervisorial District				
Poll Place	402	17.62%	325	14.25%
Vote by Mail	3,664	18.75%	2,571	13.16%
Mail Ballot	1	25.00%	1	25.00%
4th Supervisorial District - Total	4,067	18.64%	2,897	13.27%
Cumulative				
Poll Place	0		0	
Vote by Mail	0		0	
Mail Ballot	0		0	
Cumulative - Total	0		0	
County Supervisor - Total	4,067	18.64%	2,897	13.27%
Cities				
City of Delano				
Poll Place	402	17.62%	325	14.25%
Vote by Mail	3,664	18.75%	2,571	13.16%
Mail Ballot	1	25.00%	1	25.00%
City of Delano - Total	4,067	18.64%	2,897	13.27%
Cumulative				
Poll Place	0		0	
Vote by Mail	0		0	
Mail Ballot	0		0	
Cumulative - Total	0		0	
Cities - Total	4,067	18.64%	2,897	13.27%
Unincorporated				
Unincorporated				
Poll Place	402	17.62%	325	14.25%

District	CARLTON M. LENNON		SALVADOR SOLORIO-RUIZ		JAME MENDOZA		GRACE VALLEJO		VERONICA VASQUEZ		Total Votes
Mail Ballot	0		0		0		0		0		0
Cumulative - Total	0		0		0		0		0		0
County - Total	1,517	6.95%	3,207	14.70%	2,761	12.65%	2,942	13.48%	4,432	20.31%	21,823
County Supervisor											
4th Supervisorial District											
Poll Place	167	7.32%	352	15.43%	280	12.28%	282	12.36%	473	20.74%	2,281
Vote by Mail	1,350	6.91%	2,855	14.61%	2,481	12.70%	2,659	13.61%	3,958	20.26%	19,538
Mail Ballot	0	0.00%	0	0.00%	0	0.00%	1	25.00%	1	25.00%	4
4th Supervisorial District - Total	1,517	6.95%	3,207	14.70%	2,761	12.65%	2,942	13.48%	4,432	20.31%	21,823
Cumulative											
Poll Place	0		0		0		0		0		0
Vote by Mail	0		0		0		0		0		0
Mail Ballot	0		0		0		0		0		0
Cumulative - Total	0		0		0		0		0		0
County Supervisor - Total	1,517	6.95%	3,207	14.70%	2,761	12.65%	2,942	13.48%	4,432	20.31%	21,823
Cities											
City of Delano											
Poll Place	167	7.32%	352	15.43%	280	12.28%	282	12.36%	473	20.74%	2,281
Vote by Mail	1,350	6.91%	2,855	14.61%	2,481	12.70%	2,659	13.61%	3,958	20.26%	19,538
Mail Ballot	0	0.00%	0	0.00%	0	0.00%	1	25.00%	1	25.00%	4
City of Delano - Total	1,517	6.95%	3,207	14.70%	2,761	12.65%	2,942	13.48%	4,432	20.31%	21,823
Cumulative											
Poll Place	0		0		0		0		0		0
Vote by Mail	0		0		0		0		0		0
Mail Ballot	0		0		0		0		0		0
Cumulative - Total	0		0		0		0		0		0
Cities - Total	1,517	6.95%	3,207	14.70%	2,761	12.65%	2,942	13.48%	4,432	20.31%	21,823
Unincorporated											
Unincorporated											
Poll Place	167	7.32%	352	15.43%	280	12.28%	282	12.36%	473	20.74%	2,281

District	Registered Voters
Vote by Mail	15,671
Mail Ballot	15,671
Unincorporated - Total	15,671
Cumulative	
Poll Place	0
Vote by Mail	0
Mail Ballot	0
Cumulative - Total	0
Unincorporated - Total	15,671

District	JOEL L. ALINDAJAO		JOE AGUIRRE	
Vote by Mail	3,664	18.75%	2,571	13.16%
Mail Ballot	1	25.00%	1	25.00%
Unincorporated - Total	4,067	18.64%	2,897	13.27%
Cumulative				
Poll Place	0		0	
Vote by Mail	0		0	
Mail Ballot	0		0	
Cumulative - Total	0		0	
Unincorporated - Total	4,067	18.64%	2,897	13.27%

District	CARLTON M. LENNON		SALVADOR SOLORIO-RUIZ		JAME MENDOZA		GRACE VALLEJO		VERONICA VASQUEZ		Total Votes
Vote by Mail	1,350	6.91%	2,855	14.61%	2,481	12.70%	2,659	13.61%	3,958	20.26%	19,538
Mail Ballot	0	0.00%	0	0.00%	0	0.00%	1	25.00%	1	25.00%	4
Unincorporated - Total	1,517	6.95%	3,207	14.70%	2,761	12.65%	2,942	13.48%	4,432	20.31%	21,823
Cumulative											
Poll Place	0		0		0		0		0		0
Vote by Mail	0		0		0		0		0		0
Mail Ballot	0		0		0		0		0		0
Cumulative - Total	0		0		0		0		0		0
Unincorporated - Total	1,517	6.95%	3,207	14.70%	2,761	12.65%	2,942	13.48%	4,432	20.31%	21,823

City of Maricopa Councilmember (Vote for 3)

District	Registered Voters
United States Representative	
23rd Congressional District	
Poll Place	485
Vote by Mail	485
Mail Ballot	485
23rd Congressional District - Total	485
Cumulative	
Poll Place	0
Vote by Mail	0
Mail Ballot	0
Cumulative - Total	0
United States Representative - Total	485
State Senator	
16th Senatorial District	
Poll Place	485
Vote by Mail	485
Mail Ballot	485
16th Senatorial District - Total	485
Cumulative	
Poll Place	0
Vote by Mail	0
Mail Ballot	0
Cumulative - Total	0
State Senator - Total	485
Member of the State Assembly	
34th Assembly District	
Poll Place	485

District	RICHARD W. ALBRIGHT		CRYSTAL T. HARRIS	
United States Representative				
23rd Congressional District				
Poll Place	26	17.93%	25	17.24%
Vote by Mail	100	16.00%	87	13.92%
Mail Ballot	0		0	
23rd Congressional District - Total	126	16.36%	112	14.55%
Cumulative				
Poll Place	0		0	
Vote by Mail	0		0	
Mail Ballot	0		0	
Cumulative - Total	0		0	
United States Representative - Total	126	16.36%	112	14.55%
State Senator				
16th Senatorial District				
Poll Place	26	17.93%	25	17.24%
Vote by Mail	100	16.00%	87	13.92%
Mail Ballot	0		0	
16th Senatorial District - Total	126	16.36%	112	14.55%
Cumulative				
Poll Place	0		0	
Vote by Mail	0		0	
Mail Ballot	0		0	
Cumulative - Total	0		0	
State Senator - Total	126	16.36%	112	14.55%
Member of the State Assembly				
34th Assembly District				
Poll Place	26	17.93%	25	17.24%

485 of 3301

Exhibit F

District	JOHNNY LEE HORN JR.		GARY MOCK		CORY MORSE		JOHN N. CRUMP JR.		Total Votes
United States Representative									
23rd Congressional District									
Poll Place	18	12.41%	30	20.69%	21	14.48%	25	17.24%	145
Vote by Mail	108	17.28%	127	20.32%	94	15.04%	109	17.44%	625
Mail Ballot	0		0		0		0		0
23rd Congressional District - Total	126	16.36%	157	20.39%	115	14.94%	134	17.40%	770
Cumulative									
Poll Place	0		0		0		0		0
Vote by Mail	0		0		0		0		0
Mail Ballot	0		0		0		0		0
Cumulative - Total	0		0		0		0		0
United States Representative - Total	126	16.36%	157	20.39%	115	14.94%	134	17.40%	770
State Senator									
16th Senatorial District									
Poll Place	18	12.41%	30	20.69%	21	14.48%	25	17.24%	145
Vote by Mail	108	17.28%	127	20.32%	94	15.04%	109	17.44%	625
Mail Ballot	0		0		0		0		0
16th Senatorial District - Total	126	16.36%	157	20.39%	115	14.94%	134	17.40%	770
Cumulative									
Poll Place	0		0		0		0		0
Vote by Mail	0		0		0		0		0
Mail Ballot	0		0		0		0		0
Cumulative - Total	0		0		0		0		0
State Senator - Total	126	16.36%	157	20.39%	115	14.94%	134	17.40%	770
Member of the State Assembly									
34th Assembly District									
Poll Place	18	12.41%	30	20.69%	21	14.48%	25	17.24%	145

486 of 3301

Exhibit F

District	Registered Voters
Vote by Mail	485
Mail Ballot	485
34th Assembly District - Total	485
Cumulative	
Poll Place	0
Vote by Mail	0
Mail Ballot	0
Cumulative - Total	0
Member of the State Assembly - Total	485
Board of Equalization (State)	
Board Of Equalization	
Poll Place	485
Vote by Mail	485
Mail Ballot	485
Board Of Equalization - Total	485
Cumulative	
Poll Place	0
Vote by Mail	0
Mail Ballot	0
Cumulative - Total	0
Board of Equalization (State) - Total	485
County	
Kern County	
Poll Place	485
Vote by Mail	485
Mail Ballot	485
Kern County - Total	485
Cumulative	
Poll Place	0
Vote by Mail	0

District	RICHARD W. ALBRIGHT		CRYSTAL T. HARRIS	
Vote by Mail	100	16.00%	87	13.92%
Mail Ballot	0		0	
34th Assembly District - Total	126	16.36%	112	14.55%
Cumulative				
Poll Place	0		0	
Vote by Mail	0		0	
Mail Ballot	0		0	
Cumulative - Total	0		0	
Member of the State Assembly - Total	126	16.36%	112	14.55%
Board of Equalization (State)				
Board Of Equalization				
Poll Place	26	17.93%	25	17.24%
Vote by Mail	100	16.00%	87	13.92%
Mail Ballot	0		0	
Board Of Equalization - Total	126	16.36%	112	14.55%
Cumulative				
Poll Place	0		0	
Vote by Mail	0		0	
Mail Ballot	0		0	
Cumulative - Total	0		0	
Board of Equalization (State) - Total	126	16.36%	112	14.55%
County				
Kern County				
Poll Place	26	17.93%	25	17.24%
Vote by Mail	100	16.00%	87	13.92%
Mail Ballot	0		0	
Kern County - Total	126	16.36%	112	14.55%
Cumulative				
Poll Place	0		0	
Vote by Mail	0		0	

487 of 3301

Exhibit F

District	JOHNNY LEE HORN JR.		GARY MOCK		CORY MORSE		JOHN N. CRUMP JR.		Total Votes
Vote by Mail	108	17.28%	127	20.32%	94	15.04%	109	17.44%	625
Mail Ballot	0		0		0		0		0
34th Assembly District - Total	126	16.36%	157	20.39%	115	14.94%	134	17.40%	770
Cumulative									
Poll Place	0		0		0		0		0
Vote by Mail	0		0		0		0		0
Mail Ballot	0		0		0		0		0
Cumulative - Total	0		0		0		0		0
Member of the State Assembly - Total	126	16.36%	157	20.39%	115	14.94%	134	17.40%	770
Board of Equalization (State)									
Board Of Equalization									
Poll Place	18	12.41%	30	20.69%	21	14.48%	25	17.24%	145
Vote by Mail	108	17.28%	127	20.32%	94	15.04%	109	17.44%	625
Mail Ballot	0		0		0		0		0
Board Of Equalization - Total	126	16.36%	157	20.39%	115	14.94%	134	17.40%	770
Cumulative									
Poll Place	0		0		0		0		0
Vote by Mail	0		0		0		0		0
Mail Ballot	0		0		0		0		0
Cumulative - Total	0		0		0		0		0
Board of Equalization (State) - Total	126	16.36%	157	20.39%	115	14.94%	134	17.40%	770
County									
Kern County									
Poll Place	18	12.41%	30	20.69%	21	14.48%	25	17.24%	145
Vote by Mail	108	17.28%	127	20.32%	94	15.04%	109	17.44%	625
Mail Ballot	0		0		0		0		0
Kern County - Total	126	16.36%	157	20.39%	115	14.94%	134	17.40%	770
Cumulative									
Poll Place	0		0		0		0		0
Vote by Mail	0		0		0		0		0

District	Registered Voters
Mail Ballot	0
Cumulative - Total	0
County - Total	485
County Supervisor	
2nd Supervisorial District	
Poll Place	485
Vote by Mail	485
Mail Ballot	485
2nd Supervisorial District - Total	485
Cumulative	
Poll Place	0
Vote by Mail	0
Mail Ballot	0
Cumulative - Total	0
County Supervisor - Total	485
Cities	
City of Maricopa	
Poll Place	485
Vote by Mail	485
Mail Ballot	485
City of Maricopa - Total	485
Cumulative	
Poll Place	0
Vote by Mail	0
Mail Ballot	0
Cumulative - Total	0
Cities - Total	485
Unincorporated	
Unincorporated	
Poll Place	485

District	RICHARD W. ALBRIGHT		CRYSTAL T. HARRIS	
Mail Ballot	0		0	
Cumulative - Total	0		0	
County - Total	126	16.36%	112	14.55%
County Supervisor				
2nd Supervisorial District				
Poll Place	26	17.93%	25	17.24%
Vote by Mail	100	16.00%	87	13.92%
Mail Ballot	0		0	
2nd Supervisorial District - Total	126	16.36%	112	14.55%
Cumulative				
Poll Place	0		0	
Vote by Mail	0		0	
Mail Ballot	0		0	
Cumulative - Total	0		0	
County Supervisor - Total	126	16.36%	112	14.55%
Cities				
City of Maricopa				
Poll Place	26	17.93%	25	17.24%
Vote by Mail	100	16.00%	87	13.92%
Mail Ballot	0		0	
City of Maricopa - Total	126	16.36%	112	14.55%
Cumulative				
Poll Place	0		0	
Vote by Mail	0		0	
Mail Ballot	0		0	
Cumulative - Total	0		0	
Cities - Total	126	16.36%	112	14.55%
Unincorporated				
Unincorporated				
Poll Place	26	17.93%	25	17.24%

District	JOHNNY LEE HORN JR.		GARY MOCK		CORY MORSE		JOHN N. CRUMP JR.		Total Votes
Mail Ballot	0		0		0		0		0
Cumulative - Total	0		0		0		0		0
County - Total	126	16.36%	157	20.39%	115	14.94%	134	17.40%	770
County Supervisor									
2nd Supervisorial District									
Poll Place	18	12.41%	30	20.69%	21	14.48%	25	17.24%	145
Vote by Mail	108	17.28%	127	20.32%	94	15.04%	109	17.44%	625
Mail Ballot	0		0		0		0		0
2nd Supervisorial District - Total	126	16.36%	157	20.39%	115	14.94%	134	17.40%	770
Cumulative									
Poll Place	0		0		0		0		0
Vote by Mail	0		0		0		0		0
Mail Ballot	0		0		0		0		0
Cumulative - Total	0		0		0		0		0
County Supervisor - Total	126	16.36%	157	20.39%	115	14.94%	134	17.40%	770
Cities									
City of Maricopa									
Poll Place	18	12.41%	30	20.69%	21	14.48%	25	17.24%	145
Vote by Mail	108	17.28%	127	20.32%	94	15.04%	109	17.44%	625
Mail Ballot	0		0		0		0		0
City of Maricopa - Total	126	16.36%	157	20.39%	115	14.94%	134	17.40%	770
Cumulative									
Poll Place	0		0		0		0		0
Vote by Mail	0		0		0		0		0
Mail Ballot	0		0		0		0		0
Cumulative - Total	0		0		0		0		0
Cities - Total	126	16.36%	157	20.39%	115	14.94%	134	17.40%	770
Unincorporated									
Unincorporated									
Poll Place	18	12.41%	30	20.69%	21	14.48%	25	17.24%	145

District	Registered Voters
Vote by Mail	485
Mail Ballot	485
Unincorporated - Total	485
Cumulative	
Poll Place	0
Vote by Mail	0
Mail Ballot	0
Cumulative - Total	0
Unincorporated - Total	485

District	RICHARD W. ALBRIGHT		CRYSTAL T. HARRIS	
Vote by Mail	100	16.00%	87	13.92%
Mail Ballot	0		0	
Unincorporated - Total	126	16.36%	112	14.55%
Cumulative				
Poll Place	0		0	
Vote by Mail	0		0	
Mail Ballot	0		0	
Cumulative - Total	0		0	
Unincorporated - Total	126	16.36%	112	14.55%

District	JOHNNY LEE HORN JR.		GARY MOCK		CORY MORSE		JOHN N. CRUMP JR.		Total Votes
Vote by Mail	108	17.28%	127	20.32%	94	15.04%	109	17.44%	625
Mail Ballot	0		0		0		0		0
Unincorporated - Total	126	16.36%	157	20.39%	115	14.94%	134	17.40%	770
Cumulative									
Poll Place	0		0		0		0		0
Vote by Mail	0		0		0		0		0
Mail Ballot	0		0		0		0		0
Cumulative - Total	0		0		0		0		0
Unincorporated - Total	126	16.36%	157	20.39%	115	14.94%	134	17.40%	770

City of Maricopa City Clerk (Vote for 1)

District	Registered Voters
United States Representative	
23rd Congressional District	
Poll Place	485
Vote by Mail	485
Mail Ballot	485
23rd Congressional District - Total	485
Cumulative	
Poll Place	0
Vote by Mail	0
Mail Ballot	0
Cumulative - Total	0
United States Representative - Total	485
State Senator	
16th Senatorial District	
Poll Place	485
Vote by Mail	485
Mail Ballot	485
16th Senatorial District - Total	485
Cumulative	
Poll Place	0
Vote by Mail	0
Mail Ballot	0
Cumulative - Total	0
State Senator - Total	485
Member of the State Assembly	
34th Assembly District	
Poll Place	485

District	Total Votes	WENDY HARRISON Qualified Write In	MICHELLE SPARKS Qualified Write In
United States Representative			
23rd Congressional District			
Poll Place	3	3 100.00%	0 0.00%
Vote by Mail	32	15 46.88%	17 53.13%
Mail Ballot	0	0	0
23rd Congressional District - Total	35	18 51.43%	17 48.57%
Cumulative			
Poll Place	0	0	0
Vote by Mail	0	0	0
Mail Ballot	0	0	0
Cumulative - Total	0	0	0
United States Representative - Total	35	18 51.43%	17 48.57%
State Senator			
16th Senatorial District			
Poll Place	3	3 100.00%	0 0.00%
Vote by Mail	32	15 46.88%	17 53.13%
Mail Ballot	0	0	0
16th Senatorial District - Total	35	18 51.43%	17 48.57%
Cumulative			
Poll Place	0	0	0
Vote by Mail	0	0	0
Mail Ballot	0	0	0
Cumulative - Total	0	0	0
State Senator - Total	35	18 51.43%	17 48.57%
Member of the State Assembly			
34th Assembly District			
Poll Place	3	3 100.00%	0 0.00%

493 of 3301

Exhibit F

District	Registered Voters
Vote by Mail	485
Mail Ballot	485
34th Assembly District - Total	485
Cumulative	
Poll Place	0
Vote by Mail	0
Mail Ballot	0
Cumulative - Total	0
Member of the State Assembly - Total	485
Board of Equalization (State)	
Board Of Equalization	
Poll Place	485
Vote by Mail	485
Mail Ballot	485
Board Of Equalization - Total	485
Cumulative	
Poll Place	0
Vote by Mail	0
Mail Ballot	0
Cumulative - Total	0
Board of Equalization (State) - Total	485
County	
Kern County	
Poll Place	485
Vote by Mail	485
Mail Ballot	485
Kern County - Total	485
Cumulative	
Poll Place	0
Vote by Mail	0

District	Total Votes	WENDY HARRISON Qualified Write In	MICHELLE SPARKS Qualified Write In
Vote by Mail	32	15 46.88%	17 53.13%
Mail Ballot	0	0	0
34th Assembly District - Total	35	18 51.43%	17 48.57%
Cumulative			
Poll Place	0	0	0
Vote by Mail	0	0	0
Mail Ballot	0	0	0
Cumulative - Total	0	0	0
Member of the State Assembly - Total	35	18 51.43%	17 48.57%
Board of Equalization (State)			
Board Of Equalization			
Poll Place	3	3 100.00%	0 0.00%
Vote by Mail	32	15 46.88%	17 53.13%
Mail Ballot	0	0	0
Board Of Equalization - Total	35	18 51.43%	17 48.57%
Cumulative			
Poll Place	0	0	0
Vote by Mail	0	0	0
Mail Ballot	0	0	0
Cumulative - Total	0	0	0
Board of Equalization (State) - Total	35	18 51.43%	17 48.57%
County			
Kern County			
Poll Place	3	3 100.00%	0 0.00%
Vote by Mail	32	15 46.88%	17 53.13%
Mail Ballot	0	0	0
Kern County - Total	35	18 51.43%	17 48.57%
Cumulative			
Poll Place	0	0	0
Vote by Mail	0	0	0

District	Registered Voters
Mail Ballot	0
Cumulative - Total	0
County - Total	485
County Supervisor	
2nd Supervisorial District	
Poll Place	485
Vote by Mail	485
Mail Ballot	485
2nd Supervisorial District - Total	485
Cumulative	
Poll Place	0
Vote by Mail	0
Mail Ballot	0
Cumulative - Total	0
County Supervisor - Total	485
Cities	
City of Maricopa	
Poll Place	485
Vote by Mail	485
Mail Ballot	485
City of Maricopa - Total	485
Cumulative	
Poll Place	0
Vote by Mail	0
Mail Ballot	0
Cumulative - Total	0
Cities - Total	485
Unincorporated	
Unincorporated	
Poll Place	485

District	Total Votes	WENDY HARRISON Qualified Write In	MICHELLE SPARKS Qualified Write In
Mail Ballot	0	0	0
Cumulative - Total	0	0	0
County - Total	35	18 51.43%	17 48.57%
County Supervisor			
2nd Supervisorial District			
Poll Place	3	3 100.00%	0 0.00%
Vote by Mail	32	15 46.88%	17 53.13%
Mail Ballot	0	0	0
2nd Supervisorial District - Total	35	18 51.43%	17 48.57%
Cumulative			
Poll Place	0	0	0
Vote by Mail	0	0	0
Mail Ballot	0	0	0
Cumulative - Total	0	0	0
County Supervisor - Total	35	18 51.43%	17 48.57%
Cities			
City of Maricopa			
Poll Place	3	3 100.00%	0 0.00%
Vote by Mail	32	15 46.88%	17 53.13%
Mail Ballot	0	0	0
City of Maricopa - Total	35	18 51.43%	17 48.57%
Cumulative			
Poll Place	0	0	0
Vote by Mail	0	0	0
Mail Ballot	0	0	0
Cumulative - Total	0	0	0
Cities - Total	35	18 51.43%	17 48.57%
Unincorporated			
Unincorporated			
Poll Place	3	3 100.00%	0 0.00%

District	Registered Voters
Vote by Mail	485
Mail Ballot	485
Unincorporated - Total	485
Cumulative	
Poll Place	0
Vote by Mail	0
Mail Ballot	0
Cumulative - Total	0
Unincorporated - Total	485

District	Total Votes	WENDY HARRISON Qualified Write In	MICHELLE SPARKS Qualified Write In
Vote by Mail	32	15 46.88%	17 53.13%
Mail Ballot	0	0	0
Unincorporated - Total	35	18 51.43%	17 48.57%
Cumulative			
Poll Place	0	0	0
Vote by Mail	0	0	0
Mail Ballot	0	0	0
Cumulative - Total	0	0	0
Unincorporated - Total	35	18 51.43%	17 48.57%

City of McFarland Councilmember - Full Term (Vote for 2)

District	Registered Voters
United States Representative	
21st Congressional District	
Poll Place	4,209
Vote by Mail	4,209
Mail Ballot	4,209
21st Congressional District - Total	4,209
Cumulative	
Poll Place	0
Vote by Mail	0
Mail Ballot	0
Cumulative - Total	0
United States Representative - Total	4,209
State Senator	
14th Senatorial District	
Poll Place	4,209
Vote by Mail	4,209
Mail Ballot	4,209
14th Senatorial District - Total	4,209
Cumulative	
Poll Place	0
Vote by Mail	0
Mail Ballot	0
Cumulative - Total	0
State Senator - Total	4,209
Member of the State Assembly	
32nd Assembly District	
Poll Place	4,209

District	SAUL AYON		H. ROBERT GONZALEZ	
United States Representative				
21st Congressional District				
Poll Place	199	29.61%	38	5.65%
Vote by Mail	972	29.17%	226	6.78%
Mail Ballot	0		0	
21st Congressional District - Total	1,171	29.25%	264	6.59%
Cumulative				
Poll Place	0		0	
Vote by Mail	0		0	
Mail Ballot	0		0	
Cumulative - Total	0		0	
United States Representative - Total	1,171	29.25%	264	6.59%
State Senator				
14th Senatorial District				
Poll Place	199	29.61%	38	5.65%
Vote by Mail	972	29.17%	226	6.78%
Mail Ballot	0		0	
14th Senatorial District - Total	1,171	29.25%	264	6.59%
Cumulative				
Poll Place	0		0	
Vote by Mail	0		0	
Mail Ballot	0		0	
Cumulative - Total	0		0	
State Senator - Total	1,171	29.25%	264	6.59%
Member of the State Assembly				
32nd Assembly District				
Poll Place	199	29.61%	38	5.65%

District	M. ANITA GONZALEZ		RAFAEL MELENDEZ		STEPHEN G. MCFARLAND		RICARDO CANO		Total Votes
United States Representative									
21st Congressional District									
Poll Place	111	16.52%	71	10.57%	107	15.92%	146	21.73%	672
Vote by Mail	519	15.58%	360	10.80%	557	16.72%	698	20.95%	3,332
Mail Ballot	0		0		0		0		0
21st Congressional District - Total	630	15.73%	431	10.76%	664	16.58%	844	21.08%	4,004
Cumulative									
Poll Place	0		0		0		0		0
Vote by Mail	0		0		0		0		0
Mail Ballot	0		0		0		0		0
Cumulative - Total	0		0		0		0		0
United States Representative - Total	630	15.73%	431	10.76%	664	16.58%	844	21.08%	4,004
State Senator									
14th Senatorial District									
Poll Place	111	16.52%	71	10.57%	107	15.92%	146	21.73%	672
Vote by Mail	519	15.58%	360	10.80%	557	16.72%	698	20.95%	3,332
Mail Ballot	0		0		0		0		0
14th Senatorial District - Total	630	15.73%	431	10.76%	664	16.58%	844	21.08%	4,004
Cumulative									
Poll Place	0		0		0		0		0
Vote by Mail	0		0		0		0		0
Mail Ballot	0		0		0		0		0
Cumulative - Total	0		0		0		0		0
State Senator - Total	630	15.73%	431	10.76%	664	16.58%	844	21.08%	4,004
Member of the State Assembly									
32nd Assembly District									
Poll Place	111	16.52%	71	10.57%	107	15.92%	146	21.73%	672

District	Registered Voters
Vote by Mail	4,209
Mail Ballot	4,209
32nd Assembly District - Total	4,209
Cumulative	
Poll Place	0
Vote by Mail	0
Mail Ballot	0
Cumulative - Total	0
Member of the State Assembly - Total	4,209
Board of Equalization (State)	
Board Of Equalization	
Poll Place	4,209
Vote by Mail	4,209
Mail Ballot	4,209
Board Of Equalization - Total	4,209
Cumulative	
Poll Place	0
Vote by Mail	0
Mail Ballot	0
Cumulative - Total	0
Board of Equalization (State) - Total	4,209
County	
Kern County	
Poll Place	4,209
Vote by Mail	4,209
Mail Ballot	4,209
Kern County - Total	4,209
Cumulative	
Poll Place	0
Vote by Mail	0

District	SAUL AYON		H. ROBERT GONZALEZ	
Vote by Mail	972	29.17%	226	6.78%
Mail Ballot	0		0	
32nd Assembly District - Total	1,171	29.25%	264	6.59%
Cumulative				
Poll Place	0		0	
Vote by Mail	0		0	
Mail Ballot	0		0	
Cumulative - Total	0		0	
Member of the State Assembly - Total	1,171	29.25%	264	6.59%
Board of Equalization (State)				
Board Of Equalization				
Poll Place	199	29.61%	38	5.65%
Vote by Mail	972	29.17%	226	6.78%
Mail Ballot	0		0	
Board Of Equalization - Total	1,171	29.25%	264	6.59%
Cumulative				
Poll Place	0		0	
Vote by Mail	0		0	
Mail Ballot	0		0	
Cumulative - Total	0		0	
Board of Equalization (State) - Total	1,171	29.25%	264	6.59%
County				
Kern County				
Poll Place	199	29.61%	38	5.65%
Vote by Mail	972	29.17%	226	6.78%
Mail Ballot	0		0	
Kern County - Total	1,171	29.25%	264	6.59%
Cumulative				
Poll Place	0		0	
Vote by Mail	0		0	

499 of 3301

Exhibit F

District	M. ANITA GONZALEZ		RAFAEL MELENDEZ		STEPHEN G. MCFARLAND		RICARDO CANO		Total Votes
Vote by Mail	519	15.58%	360	10.80%	557	16.72%	698	20.95%	3,332
Mail Ballot	0		0		0		0		0
32nd Assembly District - Total	630	15.73%	431	10.76%	664	16.58%	844	21.08%	4,004
Cumulative									
Poll Place	0		0		0		0		0
Vote by Mail	0		0		0		0		0
Mail Ballot	0		0		0		0		0
Cumulative - Total	0		0		0		0		0
Member of the State Assembly - Total	630	15.73%	431	10.76%	664	16.58%	844	21.08%	4,004
Board of Equalization (State)									
Board Of Equalization									
Poll Place	111	16.52%	71	10.57%	107	15.92%	146	21.73%	672
Vote by Mail	519	15.58%	360	10.80%	557	16.72%	698	20.95%	3,332
Mail Ballot	0		0		0		0		0
Board Of Equalization - Total	630	15.73%	431	10.76%	664	16.58%	844	21.08%	4,004
Cumulative									
Poll Place	0		0		0		0		0
Vote by Mail	0		0		0		0		0
Mail Ballot	0		0		0		0		0
Cumulative - Total	0		0		0		0		0
Board of Equalization (State) - Total	630	15.73%	431	10.76%	664	16.58%	844	21.08%	4,004
County									
Kern County									
Poll Place	111	16.52%	71	10.57%	107	15.92%	146	21.73%	672
Vote by Mail	519	15.58%	360	10.80%	557	16.72%	698	20.95%	3,332
Mail Ballot	0		0		0		0		0
Kern County - Total	630	15.73%	431	10.76%	664	16.58%	844	21.08%	4,004
Cumulative									
Poll Place	0		0		0		0		0
Vote by Mail	0		0		0		0		0

500 of 3301

Exhibit F

District	Registered Voters
Mail Ballot	0
Cumulative - Total	0
County - Total	4,209
County Supervisor	
4th Supervisorial District	
Poll Place	4,209
Vote by Mail	4,209
Mail Ballot	4,209
4th Supervisorial District - Total	4,209
Cumulative	
Poll Place	0
Vote by Mail	0
Mail Ballot	0
Cumulative - Total	0
County Supervisor - Total	4,209
Cities	
City of McFarland	
Poll Place	4,209
Vote by Mail	4,209
Mail Ballot	4,209
City of McFarland - Total	4,209
Cumulative	
Poll Place	0
Vote by Mail	0
Mail Ballot	0
Cumulative - Total	0
Cities - Total	4,209
Unincorporated	
Unincorporated	
Poll Place	4,209

District	SAUL AYON		H. ROBERT GONZALEZ	
Mail Ballot	0		0	
Cumulative - Total	0		0	
County - Total	1,171	29.25%	264	6.59%
County Supervisor				
4th Supervisorial District				
Poll Place	199	29.61%	38	5.65%
Vote by Mail	972	29.17%	226	6.78%
Mail Ballot	0		0	
4th Supervisorial District - Total	1,171	29.25%	264	6.59%
Cumulative				
Poll Place	0		0	
Vote by Mail	0		0	
Mail Ballot	0		0	
Cumulative - Total	0		0	
County Supervisor - Total	1,171	29.25%	264	6.59%
Cities				
City of McFarland				
Poll Place	199	29.61%	38	5.65%
Vote by Mail	972	29.17%	226	6.78%
Mail Ballot	0		0	
City of McFarland - Total	1,171	29.25%	264	6.59%
Cumulative				
Poll Place	0		0	
Vote by Mail	0		0	
Mail Ballot	0		0	
Cumulative - Total	0		0	
Cities - Total	1,171	29.25%	264	6.59%
Unincorporated				
Unincorporated				
Poll Place	199	29.61%	38	5.65%

District	M. ANITA GONZALEZ		RAFAEL MELENDEZ		STEPHEN G. MCFARLAND		RICARDO CANO		Total Votes
Mail Ballot	0		0		0		0		0
Cumulative - Total	0		0		0		0		0
County - Total	630	15.73%	431	10.76%	664	16.58%	844	21.08%	4,004
County Supervisor									
4th Supervisorial District									
Poll Place	111	16.52%	71	10.57%	107	15.92%	146	21.73%	672
Vote by Mail	519	15.58%	360	10.80%	557	16.72%	698	20.95%	3,332
Mail Ballot	0		0		0		0		0
4th Supervisorial District - Total	630	15.73%	431	10.76%	664	16.58%	844	21.08%	4,004
Cumulative									
Poll Place	0		0		0		0		0
Vote by Mail	0		0		0		0		0
Mail Ballot	0		0		0		0		0
Cumulative - Total	0		0		0		0		0
County Supervisor - Total	630	15.73%	431	10.76%	664	16.58%	844	21.08%	4,004
Cities									
City of McFarland									
Poll Place	111	16.52%	71	10.57%	107	15.92%	146	21.73%	672
Vote by Mail	519	15.58%	360	10.80%	557	16.72%	698	20.95%	3,332
Mail Ballot	0		0		0		0		0
City of McFarland - Total	630	15.73%	431	10.76%	664	16.58%	844	21.08%	4,004
Cumulative									
Poll Place	0		0		0		0		0
Vote by Mail	0		0		0		0		0
Mail Ballot	0		0		0		0		0
Cumulative - Total	0		0		0		0		0
Cities - Total	630	15.73%	431	10.76%	664	16.58%	844	21.08%	4,004
Unincorporated									
Unincorporated									
Poll Place	111	16.52%	71	10.57%	107	15.92%	146	21.73%	672

District	Registered Voters
Vote by Mail	4,209
Mail Ballot	4,209
Unincorporated - Total	4,209
Cumulative	
Poll Place	0
Vote by Mail	0
Mail Ballot	0
Cumulative - Total	0
Unincorporated - Total	4,209

District	SAUL AYON		H. ROBERT GONZALEZ	
Vote by Mail	972	29.17%	226	6.78%
Mail Ballot	0		0	
Unincorporated - Total	1,171	29.25%	264	6.59%
Cumulative				
Poll Place	0		0	
Vote by Mail	0		0	
Mail Ballot	0		0	
Cumulative - Total	0		0	
Unincorporated - Total	1,171	29.25%	264	6.59%

District	M. ANITA GONZALEZ		RAFAEL MELENDEZ		STEPHEN G. MCFARLAND		RICARDO CANO		Total Votes
Vote by Mail	519	15.58%	360	10.80%	557	16.72%	698	20.95%	3,332
Mail Ballot	0		0		0		0		0
Unincorporated - Total	630	15.73%	431	10.76%	664	16.58%	844	21.08%	4,004
Cumulative									
Poll Place	0		0		0		0		0
Vote by Mail	0		0		0		0		0
Mail Ballot	0		0		0		0		0
Cumulative - Total	0		0		0		0		0
Unincorporated - Total	630	15.73%	431	10.76%	664	16.58%	844	21.08%	4,004

City of McFarland Councilmember - Short Term (Vote for 1)

District	Registered Voters
United States Representative	
21st Congressional District	
Poll Place	4,209
Vote by Mail	4,209
Mail Ballot	4,209
21st Congressional District - Total	4,209
Cumulative	
Poll Place	0
Vote by Mail	0
Mail Ballot	0
Cumulative - Total	0
United States Representative - Total	4,209
State Senator	
14th Senatorial District	
Poll Place	4,209
Vote by Mail	4,209
Mail Ballot	4,209
14th Senatorial District - Total	4,209
Cumulative	
Poll Place	0
Vote by Mail	0
Mail Ballot	0
Cumulative - Total	0
State Senator - Total	4,209
Member of the State Assembly	
32nd Assembly District	
Poll Place	4,209

District	J. RUSSELL COKER		ERIC RODRIGUEZ		Total Votes
United States Representative					
21st Congressional District					
Poll Place	187	42.69%	251	57.31%	438
Vote by Mail	827	41.89%	1,147	58.11%	1,974
Mail Ballot	0		0		0
21st Congressional District - Total	1,014	42.04%	1,398	57.96%	2,412
Cumulative					
Poll Place	0		0		0
Vote by Mail	0		0		0
Mail Ballot	0		0		0
Cumulative - Total	0		0		0
United States Representative - Total	1,014	42.04%	1,398	57.96%	2,412
State Senator					
14th Senatorial District					
Poll Place	187	42.69%	251	57.31%	438
Vote by Mail	827	41.89%	1,147	58.11%	1,974
Mail Ballot	0		0		0
14th Senatorial District - Total	1,014	42.04%	1,398	57.96%	2,412
Cumulative					
Poll Place	0		0		0
Vote by Mail	0		0		0
Mail Ballot	0		0		0
Cumulative - Total	0		0		0
State Senator - Total	1,014	42.04%	1,398	57.96%	2,412
Member of the State Assembly					
32nd Assembly District					
Poll Place	187	42.69%	251	57.31%	438

District	Registered Voters
Vote by Mail	4,209
Mail Ballot	4,209
32nd Assembly District - Total	4,209
Cumulative	
Poll Place	0
Vote by Mail	0
Mail Ballot	0
Cumulative - Total	0
Member of the State Assembly - Total	4,209
Board of Equalization (State)	
Board Of Equalization	
Poll Place	4,209
Vote by Mail	4,209
Mail Ballot	4,209
Board Of Equalization - Total	4,209
Cumulative	
Poll Place	0
Vote by Mail	0
Mail Ballot	0
Cumulative - Total	0
Board of Equalization (State) - Total	4,209
County	
Kern County	
Poll Place	4,209
Vote by Mail	4,209
Mail Ballot	4,209
Kern County - Total	4,209
Cumulative	
Poll Place	0
Vote by Mail	0

District	J. RUSSELL COKER		ERIC RODRIGUEZ		Total Votes
Vote by Mail	827	41.89%	1,147	58.11%	1,974
Mail Ballot	0		0		0
32nd Assembly District - Total	1,014	42.04%	1,398	57.96%	2,412
Cumulative					
Poll Place	0		0		0
Vote by Mail	0		0		0
Mail Ballot	0		0		0
Cumulative - Total	0		0		0
Member of the State Assembly - Total	1,014	42.04%	1,398	57.96%	2,412
Board of Equalization (State)					
Board Of Equalization					
Poll Place	187	42.69%	251	57.31%	438
Vote by Mail	827	41.89%	1,147	58.11%	1,974
Mail Ballot	0		0		0
Board Of Equalization - Total	1,014	42.04%	1,398	57.96%	2,412
Cumulative					
Poll Place	0		0		0
Vote by Mail	0		0		0
Mail Ballot	0		0		0
Cumulative - Total	0		0		0
Board of Equalization (State) - Total	1,014	42.04%	1,398	57.96%	2,412
County					
Kern County					
Poll Place	187	42.69%	251	57.31%	438
Vote by Mail	827	41.89%	1,147	58.11%	1,974
Mail Ballot	0		0		0
Kern County - Total	1,014	42.04%	1,398	57.96%	2,412
Cumulative					
Poll Place	0		0		0
Vote by Mail	0		0		0

506 of 3301

Exhibit F

District	Registered Voters
Mail Ballot	0
Cumulative - Total	0
County - Total	4,209
County Supervisor	
4th Supervisorial District	
Poll Place	4,209
Vote by Mail	4,209
Mail Ballot	4,209
4th Supervisorial District - Total	4,209
Cumulative	
Poll Place	0
Vote by Mail	0
Mail Ballot	0
Cumulative - Total	0
County Supervisor - Total	4,209
Cities	
City of McFarland	
Poll Place	4,209
Vote by Mail	4,209
Mail Ballot	4,209
City of McFarland - Total	4,209
Cumulative	
Poll Place	0
Vote by Mail	0
Mail Ballot	0
Cumulative - Total	0
Cities - Total	4,209
Unincorporated	
Unincorporated	
Poll Place	4,209

District	J. RUSSELL COKER		ERIC RODRIGUEZ		Total Votes
Mail Ballot	0		0		0
Cumulative - Total	0		0		0
County - Total	1,014	42.04%	1,398	57.96%	2,412
County Supervisor					
4th Supervisorial District					
Poll Place	187	42.69%	251	57.31%	438
Vote by Mail	827	41.89%	1,147	58.11%	1,974
Mail Ballot	0		0		0
4th Supervisorial District - Total	1,014	42.04%	1,398	57.96%	2,412
Cumulative					
Poll Place	0		0		0
Vote by Mail	0		0		0
Mail Ballot	0		0		0
Cumulative - Total	0		0		0
County Supervisor - Total	1,014	42.04%	1,398	57.96%	2,412
Cities					
City of McFarland					
Poll Place	187	42.69%	251	57.31%	438
Vote by Mail	827	41.89%	1,147	58.11%	1,974
Mail Ballot	0		0		0
City of McFarland - Total	1,014	42.04%	1,398	57.96%	2,412
Cumulative					
Poll Place	0		0		0
Vote by Mail	0		0		0
Mail Ballot	0		0		0
Cumulative - Total	0		0		0
Cities - Total	1,014	42.04%	1,398	57.96%	2,412
Unincorporated					
Unincorporated					
Poll Place	187	42.69%	251	57.31%	438

District	Registered Voters
Vote by Mail	4,209
Mail Ballot	4,209
Unincorporated - Total	4,209
Cumulative	
Poll Place	0
Vote by Mail	0
Mail Ballot	0
Cumulative - Total	0
Unincorporated - Total	4,209

District	J. RUSSELL COKER		ERIC RODRIGUEZ		Total Votes
Vote by Mail	827	41.89%	1,147	58.11%	1,974
Mail Ballot	0		0		0
Unincorporated - Total	1,014	42.04%	1,398	57.96%	2,412
Cumulative					
Poll Place	0		0		0
Vote by Mail	0		0		0
Mail Ballot	0		0		0
Cumulative - Total	0		0		0
Unincorporated - Total	1,014	42.04%	1,398	57.96%	2,412

City of Ridgcrest Mayor-2 Year Term (Vote for 1)

District	Registered Voters
United States Representative	
23rd Congressional District	
Poll Place	16,379
Vote by Mail	16,379
Mail Ballot	16,379
23rd Congressional District - Total	16,379
Cumulative	
Poll Place	0
Vote by Mail	0
Mail Ballot	0
Cumulative - Total	0
United States Representative - Total	16,379
State Senator	
16th Senatorial District	
Poll Place	16,379
Vote by Mail	16,379
Mail Ballot	16,379
16th Senatorial District - Total	16,379
Cumulative	
Poll Place	0
Vote by Mail	0
Mail Ballot	0
Cumulative - Total	0
State Senator - Total	16,379
Member of the State Assembly	
34th Assembly District	
Poll Place	16,379

District	ERIC A. BRUEN		LINDSEY STEPHENS	
United States Representative				
23rd Congressional District				
Poll Place	560	34.96%	467	29.15%
Vote by Mail	3,932	38.04%	3,068	29.68%
Mail Ballot	20	40.82%	17	34.69%
23rd Congressional District - Total	4,512	37.64%	3,552	29.63%
Cumulative				
Poll Place	0		0	
Vote by Mail	0		0	
Mail Ballot	0		0	
Cumulative - Total	0		0	
United States Representative - Total	4,512	37.64%	3,552	29.63%
State Senator				
16th Senatorial District				
Poll Place	560	34.96%	467	29.15%
Vote by Mail	3,932	38.04%	3,068	29.68%
Mail Ballot	20	40.82%	17	34.69%
16th Senatorial District - Total	4,512	37.64%	3,552	29.63%
Cumulative				
Poll Place	0		0	
Vote by Mail	0		0	
Mail Ballot	0		0	
Cumulative - Total	0		0	
State Senator - Total	4,512	37.64%	3,552	29.63%
Member of the State Assembly				
34th Assembly District				
Poll Place	560	34.96%	467	29.15%

District	CHRISTIAN R. WEST		THOMAS R. WIKNICH		Total Votes
United States Representative					
23rd Congressional District					
Poll Place	241	15.04%	334	20.85%	1,602
Vote by Mail	1,203	11.64%	2,134	20.64%	10,337
Mail Ballot	1	2.04%	11	22.45%	49
23rd Congressional District - Total	1,445	12.05%	2,479	20.68%	11,988
Cumulative					
Poll Place	0		0		0
Vote by Mail	0		0		0
Mail Ballot	0		0		0
Cumulative - Total	0		0		0
United States Representative - Total	1,445	12.05%	2,479	20.68%	11,988
State Senator					
16th Senatorial District					
Poll Place	241	15.04%	334	20.85%	1,602
Vote by Mail	1,203	11.64%	2,134	20.64%	10,337
Mail Ballot	1	2.04%	11	22.45%	49
16th Senatorial District - Total	1,445	12.05%	2,479	20.68%	11,988
Cumulative					
Poll Place	0		0		0
Vote by Mail	0		0		0
Mail Ballot	0		0		0
Cumulative - Total	0		0		0
State Senator - Total	1,445	12.05%	2,479	20.68%	11,988
Member of the State Assembly					
34th Assembly District					
Poll Place	241	15.04%	334	20.85%	1,602

District	Registered Voters
Vote by Mail	16,379
Mail Ballot	16,379
34th Assembly District - Total	16,379
Cumulative	
Poll Place	0
Vote by Mail	0
Mail Ballot	0
Cumulative - Total	0
Member of the State Assembly - Total	16,379
Board of Equalization (State)	
Board Of Equalization	
Poll Place	16,379
Vote by Mail	16,379
Mail Ballot	16,379
Board Of Equalization - Total	16,379
Cumulative	
Poll Place	0
Vote by Mail	0
Mail Ballot	0
Cumulative - Total	0
Board of Equalization (State) - Total	16,379
County	
Kern County	
Poll Place	16,379
Vote by Mail	16,379
Mail Ballot	16,379
Kern County - Total	16,379
Cumulative	
Poll Place	0
Vote by Mail	0

District	ERIC A. BRUEN		LINDSEY STEPHENS	
Vote by Mail	3,932	38.04%	3,068	29.68%
Mail Ballot	20	40.82%	17	34.69%
34th Assembly District - Total	4,512	37.64%	3,552	29.63%
Cumulative				
Poll Place	0		0	
Vote by Mail	0		0	
Mail Ballot	0		0	
Cumulative - Total	0		0	
Member of the State Assembly - Total	4,512	37.64%	3,552	29.63%
Board of Equalization (State)				
Board Of Equalization				
Poll Place	560	34.96%	467	29.15%
Vote by Mail	3,932	38.04%	3,068	29.68%
Mail Ballot	20	40.82%	17	34.69%
Board Of Equalization - Total	4,512	37.64%	3,552	29.63%
Cumulative				
Poll Place	0		0	
Vote by Mail	0		0	
Mail Ballot	0		0	
Cumulative - Total	0		0	
Board of Equalization (State) - Total	4,512	37.64%	3,552	29.63%
County				
Kern County				
Poll Place	560	34.96%	467	29.15%
Vote by Mail	3,932	38.04%	3,068	29.68%
Mail Ballot	20	40.82%	17	34.69%
Kern County - Total	4,512	37.64%	3,552	29.63%
Cumulative				
Poll Place	0		0	
Vote by Mail	0		0	

District	CHRISTIAN R. WEST		THOMAS R. WIKNICH		Total Votes
Vote by Mail	1,203	11.64%	2,134	20.64%	10,337
Mail Ballot	1	2.04%	11	22.45%	49
34th Assembly District - Total	1,445	12.05%	2,479	20.68%	11,988
Cumulative					
Poll Place	0		0		0
Vote by Mail	0		0		0
Mail Ballot	0		0		0
Cumulative - Total	0		0		0
Member of the State Assembly - Total	1,445	12.05%	2,479	20.68%	11,988
Board of Equalization (State)					
Board Of Equalization					
Poll Place	241	15.04%	334	20.85%	1,602
Vote by Mail	1,203	11.64%	2,134	20.64%	10,337
Mail Ballot	1	2.04%	11	22.45%	49
Board Of Equalization - Total	1,445	12.05%	2,479	20.68%	11,988
Cumulative					
Poll Place	0		0		0
Vote by Mail	0		0		0
Mail Ballot	0		0		0
Cumulative - Total	0		0		0
Board of Equalization (State) - Total	1,445	12.05%	2,479	20.68%	11,988
County					
Kern County					
Poll Place	241	15.04%	334	20.85%	1,602
Vote by Mail	1,203	11.64%	2,134	20.64%	10,337
Mail Ballot	1	2.04%	11	22.45%	49
Kern County - Total	1,445	12.05%	2,479	20.68%	11,988
Cumulative					
Poll Place	0		0		0
Vote by Mail	0		0		0

District	Registered Voters
Mail Ballot	0
Cumulative - Total	0
County - Total	16,379
County Supervisor	
1st Supervisorial District	
Poll Place	16,379
Vote by Mail	16,379
Mail Ballot	16,379
1st Supervisorial District - Total	16,379
Cumulative	
Poll Place	0
Vote by Mail	0
Mail Ballot	0
Cumulative - Total	0
County Supervisor - Total	16,379
Cities	
City of Ridgecrest	
Poll Place	16,379
Vote by Mail	16,379
Mail Ballot	16,379
City of Ridgecrest - Total	16,379
Cumulative	
Poll Place	0
Vote by Mail	0
Mail Ballot	0
Cumulative - Total	0
Cities - Total	16,379
Unincorporated	
Unincorporated	
Poll Place	16,379

District	ERIC A. BRUEN		LINDSEY STEPHENS	
Mail Ballot	0		0	
Cumulative - Total	0		0	
County - Total	4,512	37.64%	3,552	29.63%
County Supervisor				
1st Supervisorial District				
Poll Place	560	34.96%	467	29.15%
Vote by Mail	3,932	38.04%	3,068	29.68%
Mail Ballot	20	40.82%	17	34.69%
1st Supervisorial District - Total	4,512	37.64%	3,552	29.63%
Cumulative				
Poll Place	0		0	
Vote by Mail	0		0	
Mail Ballot	0		0	
Cumulative - Total	0		0	
County Supervisor - Total	4,512	37.64%	3,552	29.63%
Cities				
City of Ridgecrest				
Poll Place	560	34.96%	467	29.15%
Vote by Mail	3,932	38.04%	3,068	29.68%
Mail Ballot	20	40.82%	17	34.69%
City of Ridgecrest - Total	4,512	37.64%	3,552	29.63%
Cumulative				
Poll Place	0		0	
Vote by Mail	0		0	
Mail Ballot	0		0	
Cumulative - Total	0		0	
Cities - Total	4,512	37.64%	3,552	29.63%
Unincorporated				
Unincorporated				
Poll Place	560	34.96%	467	29.15%

District	CHRISTIAN R. WEST		THOMAS R. WIKNICH		Total Votes
Mail Ballot	0		0		0
Cumulative - Total	0		0		0
County - Total	1,445	12.05%	2,479	20.68%	11,988
County Supervisor					
1st Supervisorial District					
Poll Place	241	15.04%	334	20.85%	1,602
Vote by Mail	1,203	11.64%	2,134	20.64%	10,337
Mail Ballot	1	2.04%	11	22.45%	49
1st Supervisorial District - Total	1,445	12.05%	2,479	20.68%	11,988
Cumulative					
Poll Place	0		0		0
Vote by Mail	0		0		0
Mail Ballot	0		0		0
Cumulative - Total	0		0		0
County Supervisor - Total	1,445	12.05%	2,479	20.68%	11,988
Cities					
City of Ridgecrest					
Poll Place	241	15.04%	334	20.85%	1,602
Vote by Mail	1,203	11.64%	2,134	20.64%	10,337
Mail Ballot	1	2.04%	11	22.45%	49
City of Ridgecrest - Total	1,445	12.05%	2,479	20.68%	11,988
Cumulative					
Poll Place	0		0		0
Vote by Mail	0		0		0
Mail Ballot	0		0		0
Cumulative - Total	0		0		0
Cities - Total	1,445	12.05%	2,479	20.68%	11,988
Unincorporated					
Unincorporated					
Poll Place	241	15.04%	334	20.85%	1,602

District	Registered Voters
Vote by Mail	16,379
Mail Ballot	16,379
Unincorporated - Total	16,379
Cumulative	
Poll Place	0
Vote by Mail	0
Mail Ballot	0
Cumulative - Total	0
Unincorporated - Total	16,379

District	ERIC A. BRUEN		LINDSEY STEPHENS	
Vote by Mail	3,932	38.04%	3,068	29.68%
Mail Ballot	20	40.82%	17	34.69%
Unincorporated - Total	4,512	37.64%	3,552	29.63%
Cumulative				
Poll Place	0		0	
Vote by Mail	0		0	
Mail Ballot	0		0	
Cumulative - Total	0		0	
Unincorporated - Total	4,512	37.64%	3,552	29.63%

District	CHRISTIAN R. WEST		THOMAS R. WIKNICH		Total Votes
Vote by Mail	1,203	11.64%	2,134	20.64%	10,337
Mail Ballot	1	2.04%	11	22.45%	49
Unincorporated - Total	1,445	12.05%	2,479	20.68%	11,988
Cumulative					
Poll Place	0		0		0
Vote by Mail	0		0		0
Mail Ballot	0		0		0
Cumulative - Total	0		0		0
Unincorporated - Total	1,445	12.05%	2,479	20.68%	11,988

City of Ridgecrest Councilmember (Vote for 2)

District	Registered Voters
United States Representative	
23rd Congressional District	
Poll Place	16,379
Vote by Mail	16,379
Mail Ballot	16,379
23rd Congressional District - Total	16,379
Cumulative	
Poll Place	0
Vote by Mail	0
Mail Ballot	0
Cumulative - Total	0
United States Representative - Total	16,379
State Senator	
16th Senatorial District	
Poll Place	16,379
Vote by Mail	16,379
Mail Ballot	16,379
16th Senatorial District - Total	16,379
Cumulative	
Poll Place	0
Vote by Mail	0
Mail Ballot	0
Cumulative - Total	0
State Senator - Total	16,379
Member of the State Assembly	
34th Assembly District	
Poll Place	16,379

District	KYLE BLADES		CHRISTIAN B. AGUIRRE	
United States Representative				
23rd Congressional District				
Poll Place	713	28.32%	381	15.13%
Vote by Mail	4,727	27.76%	2,128	12.50%
Mail Ballot	12	16.22%	6	8.11%
23rd Congressional District - Total	5,452	27.79%	2,515	12.82%
Cumulative				
Poll Place	0		0	
Vote by Mail	0		0	
Mail Ballot	0		0	
Cumulative - Total	0		0	
United States Representative - Total	5,452	27.79%	2,515	12.82%
State Senator				
16th Senatorial District				
Poll Place	713	28.32%	381	15.13%
Vote by Mail	4,727	27.76%	2,128	12.50%
Mail Ballot	12	16.22%	6	8.11%
16th Senatorial District - Total	5,452	27.79%	2,515	12.82%
Cumulative				
Poll Place	0		0	
Vote by Mail	0		0	
Mail Ballot	0		0	
Cumulative - Total	0		0	
State Senator - Total	5,452	27.79%	2,515	12.82%
Member of the State Assembly				
34th Assembly District				
Poll Place	713	28.32%	381	15.13%

District	LORI R. ACTON		STEVEN P. MORGAN		SOLOMON P. RAJARATNAM		Total Votes
United States Representative							
23rd Congressional District							
Poll Place	301	11.95%	441	17.51%	682	27.08%	2,518
Vote by Mail	2,057	12.08%	3,278	19.25%	4,839	28.42%	17,029
Mail Ballot	15	20.27%	23	31.08%	18	24.32%	74
23rd Congressional District - Total	2,373	12.09%	3,742	19.07%	5,539	28.23%	19,621
Cumulative							
Poll Place	0		0		0		0
Vote by Mail	0		0		0		0
Mail Ballot	0		0		0		0
Cumulative - Total	0		0		0		0
United States Representative - Total	2,373	12.09%	3,742	19.07%	5,539	28.23%	19,621
State Senator							
16th Senatorial District							
Poll Place	301	11.95%	441	17.51%	682	27.08%	2,518
Vote by Mail	2,057	12.08%	3,278	19.25%	4,839	28.42%	17,029
Mail Ballot	15	20.27%	23	31.08%	18	24.32%	74
16th Senatorial District - Total	2,373	12.09%	3,742	19.07%	5,539	28.23%	19,621
Cumulative							
Poll Place	0		0		0		0
Vote by Mail	0		0		0		0
Mail Ballot	0		0		0		0
Cumulative - Total	0		0		0		0
State Senator - Total	2,373	12.09%	3,742	19.07%	5,539	28.23%	19,621
Member of the State Assembly							
34th Assembly District							
Poll Place	301	11.95%	441	17.51%	682	27.08%	2,518

518 of 3301

Exhibit F

District	Registered Voters
Vote by Mail	16,379
Mail Ballot	16,379
34th Assembly District - Total	16,379
Cumulative	
Poll Place	0
Vote by Mail	0
Mail Ballot	0
Cumulative - Total	0
Member of the State Assembly - Total	16,379
Board of Equalization (State)	
Board Of Equalization	
Poll Place	16,379
Vote by Mail	16,379
Mail Ballot	16,379
Board Of Equalization - Total	16,379
Cumulative	
Poll Place	0
Vote by Mail	0
Mail Ballot	0
Cumulative - Total	0
Board of Equalization (State) - Total	16,379
County	
Kern County	
Poll Place	16,379
Vote by Mail	16,379
Mail Ballot	16,379
Kern County - Total	16,379
Cumulative	
Poll Place	0
Vote by Mail	0

District	KYLE BLADES		CHRISTIAN B. AGUIRRE	
Vote by Mail	4,727	27.76%	2,128	12.50%
Mail Ballot	12	16.22%	6	8.11%
34th Assembly District - Total	5,452	27.79%	2,515	12.82%
Cumulative				
Poll Place	0		0	
Vote by Mail	0		0	
Mail Ballot	0		0	
Cumulative - Total	0		0	
Member of the State Assembly - Total	5,452	27.79%	2,515	12.82%
Board of Equalization (State)				
Board Of Equalization				
Poll Place	713	28.32%	381	15.13%
Vote by Mail	4,727	27.76%	2,128	12.50%
Mail Ballot	12	16.22%	6	8.11%
Board Of Equalization - Total	5,452	27.79%	2,515	12.82%
Cumulative				
Poll Place	0		0	
Vote by Mail	0		0	
Mail Ballot	0		0	
Cumulative - Total	0		0	
Board of Equalization (State) - Total	5,452	27.79%	2,515	12.82%
County				
Kern County				
Poll Place	713	28.32%	381	15.13%
Vote by Mail	4,727	27.76%	2,128	12.50%
Mail Ballot	12	16.22%	6	8.11%
Kern County - Total	5,452	27.79%	2,515	12.82%
Cumulative				
Poll Place	0		0	
Vote by Mail	0		0	

District	LORI R. ACTON		STEVEN P. MORGAN		SOLOMON P. RAJARATNAM		Total Votes
Vote by Mail	2,057	12.08%	3,278	19.25%	4,839	28.42%	17,029
Mail Ballot	15	20.27%	23	31.08%	18	24.32%	74
34th Assembly District - Total	2,373	12.09%	3,742	19.07%	5,539	28.23%	19,621
Cumulative							
Poll Place	0		0		0		0
Vote by Mail	0		0		0		0
Mail Ballot	0		0		0		0
Cumulative - Total	0		0		0		0
Member of the State Assembly - Total	2,373	12.09%	3,742	19.07%	5,539	28.23%	19,621
Board of Equalization (State)							
Board Of Equalization							
Poll Place	301	11.95%	441	17.51%	682	27.08%	2,518
Vote by Mail	2,057	12.08%	3,278	19.25%	4,839	28.42%	17,029
Mail Ballot	15	20.27%	23	31.08%	18	24.32%	74
Board Of Equalization - Total	2,373	12.09%	3,742	19.07%	5,539	28.23%	19,621
Cumulative							
Poll Place	0		0		0		0
Vote by Mail	0		0		0		0
Mail Ballot	0		0		0		0
Cumulative - Total	0		0		0		0
Board of Equalization (State) - Total	2,373	12.09%	3,742	19.07%	5,539	28.23%	19,621
County							
Kern County							
Poll Place	301	11.95%	441	17.51%	682	27.08%	2,518
Vote by Mail	2,057	12.08%	3,278	19.25%	4,839	28.42%	17,029
Mail Ballot	15	20.27%	23	31.08%	18	24.32%	74
Kern County - Total	2,373	12.09%	3,742	19.07%	5,539	28.23%	19,621
Cumulative							
Poll Place	0		0		0		0
Vote by Mail	0		0		0		0

District	Registered Voters
Mail Ballot	0
Cumulative - Total	0
County - Total	16,379
County Supervisor	
1st Supervisorial District	
Poll Place	16,379
Vote by Mail	16,379
Mail Ballot	16,379
1st Supervisorial District - Total	16,379
Cumulative	
Poll Place	0
Vote by Mail	0
Mail Ballot	0
Cumulative - Total	0
County Supervisor - Total	16,379
Cities	
City of Ridgecrest	
Poll Place	16,379
Vote by Mail	16,379
Mail Ballot	16,379
City of Ridgecrest - Total	16,379
Cumulative	
Poll Place	0
Vote by Mail	0
Mail Ballot	0
Cumulative - Total	0
Cities - Total	16,379
Unincorporated	
Unincorporated	
Poll Place	16,379

District	KYLE BLADES		CHRISTIAN B. AGUIRRE	
Mail Ballot	0		0	
Cumulative - Total	0		0	
County - Total	5,452	27.79%	2,515	12.82%
County Supervisor				
1st Supervisorial District				
Poll Place	713	28.32%	381	15.13%
Vote by Mail	4,727	27.76%	2,128	12.50%
Mail Ballot	12	16.22%	6	8.11%
1st Supervisorial District - Total	5,452	27.79%	2,515	12.82%
Cumulative				
Poll Place	0		0	
Vote by Mail	0		0	
Mail Ballot	0		0	
Cumulative - Total	0		0	
County Supervisor - Total	5,452	27.79%	2,515	12.82%
Cities				
City of Ridgecrest				
Poll Place	713	28.32%	381	15.13%
Vote by Mail	4,727	27.76%	2,128	12.50%
Mail Ballot	12	16.22%	6	8.11%
City of Ridgecrest - Total	5,452	27.79%	2,515	12.82%
Cumulative				
Poll Place	0		0	
Vote by Mail	0		0	
Mail Ballot	0		0	
Cumulative - Total	0		0	
Cities - Total	5,452	27.79%	2,515	12.82%
Unincorporated				
Unincorporated				
Poll Place	713	28.32%	381	15.13%

District	LORI R. ACTON		STEVEN P. MORGAN		SOLOMON P. RAJARATNAM		Total Votes
Mail Ballot	0		0		0		0
Cumulative - Total	0		0		0		0
County - Total	2,373	12.09%	3,742	19.07%	5,539	28.23%	19,621
County Supervisor							
1st Supervisorial District							
Poll Place	301	11.95%	441	17.51%	682	27.08%	2,518
Vote by Mail	2,057	12.08%	3,278	19.25%	4,839	28.42%	17,029
Mail Ballot	15	20.27%	23	31.08%	18	24.32%	74
1st Supervisorial District - Total	2,373	12.09%	3,742	19.07%	5,539	28.23%	19,621
Cumulative							
Poll Place	0		0		0		0
Vote by Mail	0		0		0		0
Mail Ballot	0		0		0		0
Cumulative - Total	0		0		0		0
County Supervisor - Total	2,373	12.09%	3,742	19.07%	5,539	28.23%	19,621
Cities							
City of Ridgecrest							
Poll Place	301	11.95%	441	17.51%	682	27.08%	2,518
Vote by Mail	2,057	12.08%	3,278	19.25%	4,839	28.42%	17,029
Mail Ballot	15	20.27%	23	31.08%	18	24.32%	74
City of Ridgecrest - Total	2,373	12.09%	3,742	19.07%	5,539	28.23%	19,621
Cumulative							
Poll Place	0		0		0		0
Vote by Mail	0		0		0		0
Mail Ballot	0		0		0		0
Cumulative - Total	0		0		0		0
Cities - Total	2,373	12.09%	3,742	19.07%	5,539	28.23%	19,621
Unincorporated							
Unincorporated							
Poll Place	301	11.95%	441	17.51%	682	27.08%	2,518

District	Registered Voters
Vote by Mail	16,379
Mail Ballot	16,379
Unincorporated - Total	16,379
Cumulative	
Poll Place	0
Vote by Mail	0
Mail Ballot	0
Cumulative - Total	0
Unincorporated - Total	16,379

District	KYLE BLADES		CHRISTIAN B. AGUIRRE	
Vote by Mail	4,727	27.76%	2,128	12.50%
Mail Ballot	12	16.22%	6	8.11%
Unincorporated - Total	5,452	27.79%	2,515	12.82%
Cumulative				
Poll Place	0		0	
Vote by Mail	0		0	
Mail Ballot	0		0	
Cumulative - Total	0		0	
Unincorporated - Total	5,452	27.79%	2,515	12.82%

District	LORI R. ACTON		STEVEN P. MORGAN		SOLOMON P. RAJARATNAM		Total Votes
Vote by Mail	2,057	12.08%	3,278	19.25%	4,839	28.42%	17,029
Mail Ballot	15	20.27%	23	31.08%	18	24.32%	74
Unincorporated - Total	2,373	12.09%	3,742	19.07%	5,539	28.23%	19,621
Cumulative							
Poll Place	0		0		0		0
Vote by Mail	0		0		0		0
Mail Ballot	0		0		0		0
Cumulative - Total	0		0		0		0
Unincorporated - Total	2,373	12.09%	3,742	19.07%	5,539	28.23%	19,621

City of Shafter Councilmember (Vote for 3)

District	Registered Voters
United States Representative	
21st Congressional District	
Poll Place	7,671
Vote by Mail	7,671
Mail Ballot	7,671
21st Congressional District - Total	7,671
Cumulative	
Poll Place	0
Vote by Mail	0
Mail Ballot	0
Cumulative - Total	0
United States Representative - Total	7,671
State Senator	
14th Senatorial District	
Poll Place	7,671
Vote by Mail	7,671
Mail Ballot	7,671
14th Senatorial District - Total	7,671
16th Senatorial District	
Poll Place	0
Vote by Mail	0
Mail Ballot	0
16th Senatorial District - Total	0
Cumulative	
Poll Place	0
Vote by Mail	0

District	GILBERT T. ALVARADO		PETE ESPINOZA	
United States Representative				
21st Congressional District				
Poll Place	279	19.79%	257	18.23%
Vote by Mail	1,561	18.70%	1,638	19.62%
Mail Ballot	305	12.47%	526	21.51%
21st Congressional District - Total	2,145	17.58%	2,421	19.84%
Cumulative				
Poll Place	0		0	
Vote by Mail	0		0	
Mail Ballot	0		0	
Cumulative - Total	0		0	
United States Representative - Total	2,145	17.58%	2,421	19.84%
State Senator				
14th Senatorial District				
Poll Place	279	19.79%	257	18.23%
Vote by Mail	1,561	18.70%	1,638	19.62%
Mail Ballot	305	12.47%	526	21.51%
14th Senatorial District - Total	2,145	17.58%	2,421	19.84%
16th Senatorial District				
Poll Place	0		0	
Vote by Mail	0		0	
Mail Ballot	0		0	
16th Senatorial District - Total	0		0	
Cumulative				
Poll Place	0		0	
Vote by Mail	0		0	

District	RAFAEL S. ZAMUDIO		KRIS LAWRENCE		MANUEL GARCIA		CHAD GIVENS		Total Votes
United States Representative									
21st Congressional District									
Poll Place	198	14.04%	210	14.89%	245	17.38%	221	15.67%	1,410
Vote by Mail	1,087	13.02%	1,225	14.67%	1,435	17.19%	1,403	16.80%	8,349
Mail Ballot	242	9.90%	646	26.42%	251	10.27%	475	19.43%	2,445
21st Congressional District - Total	1,527	12.51%	2,081	17.05%	1,931	15.82%	2,099	17.20%	12,204
Cumulative									
Poll Place	0		0		0		0		0
Vote by Mail	0		0		0		0		0
Mail Ballot	0		0		0		0		0
Cumulative - Total	0		0		0		0		0
United States Representative - Total	1,527	12.51%	2,081	17.05%	1,931	15.82%	2,099	17.20%	12,204
State Senator									
14th Senatorial District									
Poll Place	198	14.04%	210	14.89%	245	17.38%	221	15.67%	1,410
Vote by Mail	1,087	13.02%	1,225	14.67%	1,435	17.19%	1,403	16.80%	8,349
Mail Ballot	242	9.90%	646	26.42%	251	10.27%	475	19.43%	2,445
14th Senatorial District - Total	1,527	12.51%	2,081	17.05%	1,931	15.82%	2,099	17.20%	12,204
16th Senatorial District									
Poll Place	0		0		0		0		0
Vote by Mail	0		0		0		0		0
Mail Ballot	0		0		0		0		0
16th Senatorial District - Total	0		0		0		0		0
Cumulative									
Poll Place	0		0		0		0		0
Vote by Mail	0		0		0		0		0

District	Registered Voters
Mail Ballot	0
Cumulative - Total	0
State Senator - Total	7,671
Member of the State Assembly	
32nd Assembly District	
Poll Place	7,671
Vote by Mail	7,671
Mail Ballot	7,671
32nd Assembly District - Total	7,671
Cumulative	
Poll Place	0
Vote by Mail	0
Mail Ballot	0
Cumulative - Total	0
Member of the State Assembly - Total	7,671
Board of Equalization (State)	
Board Of Equalization	
Poll Place	7,671
Vote by Mail	7,671
Mail Ballot	7,671
Board Of Equalization - Total	7,671
Cumulative	
Poll Place	0
Vote by Mail	0
Mail Ballot	0
Cumulative - Total	0
Board of Equalization (State) - Total	7,671

District	GILBERT T. ALVARADO		PETE ESPINOZA	
Mail Ballot	0		0	
Cumulative - Total	0		0	
State Senator - Total	2,145	17.58%	2,421	19.84%
Member of the State Assembly				
32nd Assembly District				
Poll Place	279	19.79%	257	18.23%
Vote by Mail	1,561	18.70%	1,638	19.62%
Mail Ballot	305	12.47%	526	21.51%
32nd Assembly District - Total	2,145	17.58%	2,421	19.84%
Cumulative				
Poll Place	0		0	
Vote by Mail	0		0	
Mail Ballot	0		0	
Cumulative - Total	0		0	
Member of the State Assembly - Total	2,145	17.58%	2,421	19.84%
Board of Equalization (State)				
Board Of Equalization				
Poll Place	279	19.79%	257	18.23%
Vote by Mail	1,561	18.70%	1,638	19.62%
Mail Ballot	305	12.47%	526	21.51%
Board Of Equalization - Total	2,145	17.58%	2,421	19.84%
Cumulative				
Poll Place	0		0	
Vote by Mail	0		0	
Mail Ballot	0		0	
Cumulative - Total	0		0	
Board of Equalization (State) - Total	2,145	17.58%	2,421	19.84%

District	RAFAEL S. ZAMUDIO		KRIS LAWRENCE		MANUEL GARCIA		CHAD GIVENS		Total Votes
Mail Ballot	0		0		0		0		0
Cumulative - Total	0		0		0		0		0
State Senator - Total	1,527	12.51%	2,081	17.05%	1,931	15.82%	2,099	17.20%	12,204
Member of the State Assembly									
32nd Assembly District									
Poll Place	198	14.04%	210	14.89%	245	17.38%	221	15.67%	1,410
Vote by Mail	1,087	13.02%	1,225	14.67%	1,435	17.19%	1,403	16.80%	8,349
Mail Ballot	242	9.90%	646	26.42%	251	10.27%	475	19.43%	2,445
32nd Assembly District - Total	1,527	12.51%	2,081	17.05%	1,931	15.82%	2,099	17.20%	12,204
Cumulative									
Poll Place	0		0		0		0		0
Vote by Mail	0		0		0		0		0
Mail Ballot	0		0		0		0		0
Cumulative - Total	0		0		0		0		0
Member of the State Assembly - Total	1,527	12.51%	2,081	17.05%	1,931	15.82%	2,099	17.20%	12,204
Board of Equalization (State)									
Board Of Equalization									
Poll Place	198	14.04%	210	14.89%	245	17.38%	221	15.67%	1,410
Vote by Mail	1,087	13.02%	1,225	14.67%	1,435	17.19%	1,403	16.80%	8,349
Mail Ballot	242	9.90%	646	26.42%	251	10.27%	475	19.43%	2,445
Board Of Equalization - Total	1,527	12.51%	2,081	17.05%	1,931	15.82%	2,099	17.20%	12,204
Cumulative									
Poll Place	0		0		0		0		0
Vote by Mail	0		0		0		0		0
Mail Ballot	0		0		0		0		0
Cumulative - Total	0		0		0		0		0
Board of Equalization (State) - Total	1,527	12.51%	2,081	17.05%	1,931	15.82%	2,099	17.20%	12,204

District	Registered Voters
County	
Kern County	
Poll Place	7,671
Vote by Mail	7,671
Mail Ballot	7,671
Kern County - Total	7,671
Cumulative	
Poll Place	0
Vote by Mail	0
Mail Ballot	0
Cumulative - Total	0
County - Total	7,671
County Supervisor	
4th Supervisorial District	
Poll Place	7,671
Vote by Mail	7,671
Mail Ballot	7,671
4th Supervisorial District - Total	7,671
Cumulative	
Poll Place	0
Vote by Mail	0
Mail Ballot	0
Cumulative - Total	0
County Supervisor - Total	7,671
Cities	
City of Shafter	
Poll Place	7,671
Vote by Mail	7,671
Mail Ballot	7,671
City of Shafter - Total	7,671
Cumulative	
Poll Place	0

District	GILBERT T. ALVARADO		PETE ESPINOZA	
County				
Kern County				
Poll Place	279	19.79%	257	18.23%
Vote by Mail	1,561	18.70%	1,638	19.62%
Mail Ballot	305	12.47%	526	21.51%
Kern County - Total	2,145	17.58%	2,421	19.84%
Cumulative				
Poll Place	0		0	
Vote by Mail	0		0	
Mail Ballot	0		0	
Cumulative - Total	0		0	
County - Total	2,145	17.58%	2,421	19.84%
County Supervisor				
4th Supervisorial District				
Poll Place	279	19.79%	257	18.23%
Vote by Mail	1,561	18.70%	1,638	19.62%
Mail Ballot	305	12.47%	526	21.51%
4th Supervisorial District - Total	2,145	17.58%	2,421	19.84%
Cumulative				
Poll Place	0		0	
Vote by Mail	0		0	
Mail Ballot	0		0	
Cumulative - Total	0		0	
County Supervisor - Total	2,145	17.58%	2,421	19.84%
Cities				
City of Shafter				
Poll Place	279	19.79%	257	18.23%
Vote by Mail	1,561	18.70%	1,638	19.62%
Mail Ballot	305	12.47%	526	21.51%
City of Shafter - Total	2,145	17.58%	2,421	19.84%
Cumulative				
Poll Place	0		0	

District	RAFAEL S. ZAMUDIO		KRIS LAWRENCE		MANUEL GARCIA		CHAD GIVENS		Total Votes
County									
Kern County									
Poll Place	198	14.04%	210	14.89%	245	17.38%	221	15.67%	1,410
Vote by Mail	1,087	13.02%	1,225	14.67%	1,435	17.19%	1,403	16.80%	8,349
Mail Ballot	242	9.90%	646	26.42%	251	10.27%	475	19.43%	2,445
Kern County - Total	1,527	12.51%	2,081	17.05%	1,931	15.82%	2,099	17.20%	12,204
Cumulative									
Poll Place	0		0		0		0		0
Vote by Mail	0		0		0		0		0
Mail Ballot	0		0		0		0		0
Cumulative - Total	0		0		0		0		0
County - Total	1,527	12.51%	2,081	17.05%	1,931	15.82%	2,099	17.20%	12,204
County Supervisor									
4th Supervisorial District									
Poll Place	198	14.04%	210	14.89%	245	17.38%	221	15.67%	1,410
Vote by Mail	1,087	13.02%	1,225	14.67%	1,435	17.19%	1,403	16.80%	8,349
Mail Ballot	242	9.90%	646	26.42%	251	10.27%	475	19.43%	2,445
4th Supervisorial District - Total	1,527	12.51%	2,081	17.05%	1,931	15.82%	2,099	17.20%	12,204
Cumulative									
Poll Place	0		0		0		0		0
Vote by Mail	0		0		0		0		0
Mail Ballot	0		0		0		0		0
Cumulative - Total	0		0		0		0		0
County Supervisor - Total	1,527	12.51%	2,081	17.05%	1,931	15.82%	2,099	17.20%	12,204
Cities									
City of Shafter									
Poll Place	198	14.04%	210	14.89%	245	17.38%	221	15.67%	1,410
Vote by Mail	1,087	13.02%	1,225	14.67%	1,435	17.19%	1,403	16.80%	8,349
Mail Ballot	242	9.90%	646	26.42%	251	10.27%	475	19.43%	2,445
City of Shafter - Total	1,527	12.51%	2,081	17.05%	1,931	15.82%	2,099	17.20%	12,204
Cumulative									
Poll Place	0		0		0		0		0

District	Registered Voters
Vote by Mail	0
Mail Ballot	0
Cumulative - Total	0
Cities - Total	7,671
Unincorporated	
Unincorporated	
Poll Place	7,671
Vote by Mail	7,671
Mail Ballot	7,671
Unincorporated - Total	7,671
Cumulative	
Poll Place	0
Vote by Mail	0
Mail Ballot	0
Cumulative - Total	0
Unincorporated - Total	7,671

District	GILBERT T. ALVARADO		PETE ESPINOZA	
Vote by Mail	0		0	
Mail Ballot	0		0	
Cumulative - Total	0		0	
Cities - Total	2,145	17.58%	2,421	19.84%
Unincorporated				
Unincorporated				
Poll Place	279	19.79%	257	18.23%
Vote by Mail	1,561	18.70%	1,638	19.62%
Mail Ballot	305	12.47%	526	21.51%
Unincorporated - Total	2,145	17.58%	2,421	19.84%
Cumulative				
Poll Place	0		0	
Vote by Mail	0		0	
Mail Ballot	0		0	
Cumulative - Total	0		0	
Unincorporated - Total	2,145	17.58%	2,421	19.84%

District	RAFAEL S. ZAMUDIO		KRIS LAWRENCE		MANUEL GARCIA		CHAD GIVENS		Total Votes
Vote by Mail	0		0		0		0		0
Mail Ballot	0		0		0		0		0
Cumulative - Total	0		0		0		0		0
Cities - Total	1,527	12.51%	2,081	17.05%	1,931	15.82%	2,099	17.20%	12,204
Unincorporated									
Unincorporated									
Poll Place	198	14.04%	210	14.89%	245	17.38%	221	15.67%	1,410
Vote by Mail	1,087	13.02%	1,225	14.67%	1,435	17.19%	1,403	16.80%	8,349
Mail Ballot	242	9.90%	646	26.42%	251	10.27%	475	19.43%	2,445
Unincorporated - Total	1,527	12.51%	2,081	17.05%	1,931	15.82%	2,099	17.20%	12,204
Cumulative									
Poll Place	0		0		0		0		0
Vote by Mail	0		0		0		0		0
Mail Ballot	0		0		0		0		0
Cumulative - Total	0		0		0		0		0
Unincorporated - Total	1,527	12.51%	2,081	17.05%	1,931	15.82%	2,099	17.20%	12,204

City of Wasco Council District 2 (Vote for 1)

District	Registered Voters
United States Representative	
21st Congressional District	
Poll Place	1,804
Vote by Mail	1,804
Mail Ballot	1,804
21st Congressional District - Total	1,804
Cumulative	
Poll Place	0
Vote by Mail	0
Mail Ballot	0
Cumulative - Total	0
United States Representative - Total	1,804
State Senator	
14th Senatorial District	
Poll Place	1,804
Vote by Mail	1,804
Mail Ballot	1,804
14th Senatorial District - Total	1,804
Cumulative	
Poll Place	0
Vote by Mail	0
Mail Ballot	0
Cumulative - Total	0
State Senator - Total	1,804
Member of the State Assembly	
32nd Assembly District	
Poll Place	1,804

District	FLORIRENE OLVERA		VINCENT MARTINEZ	
United States Representative				
21st Congressional District				
Poll Place	14	11.38%	61	49.59%
Vote by Mail	206	19.73%	353	33.81%
Mail Ballot	0		0	
21st Congressional District - Total	220	18.85%	414	35.48%
Cumulative				
Poll Place	0		0	
Vote by Mail	0		0	
Mail Ballot	0		0	
Cumulative - Total	0		0	
United States Representative - Total	220	18.85%	414	35.48%
State Senator				
14th Senatorial District				
Poll Place	14	11.38%	61	49.59%
Vote by Mail	206	19.73%	353	33.81%
Mail Ballot	0		0	
14th Senatorial District - Total	220	18.85%	414	35.48%
Cumulative				
Poll Place	0		0	
Vote by Mail	0		0	
Mail Ballot	0		0	
Cumulative - Total	0		0	
State Senator - Total	220	18.85%	414	35.48%
Member of the State Assembly				
32nd Assembly District				
Poll Place	14	11.38%	61	49.59%

District	JOHN KIM		WILLIAM DAVID WARD		Total Votes
United States Representative					
21st Congressional District					
Poll Place	18	14.63%	30	24.39%	123
Vote by Mail	139	13.31%	346	33.14%	1,044
Mail Ballot	0		0		0
21st Congressional District - Total	157	13.45%	376	32.22%	1,167
Cumulative					
Poll Place	0		0		0
Vote by Mail	0		0		0
Mail Ballot	0		0		0
Cumulative - Total	0		0		0
United States Representative - Total	157	13.45%	376	32.22%	1,167
State Senator					
14th Senatorial District					
Poll Place	18	14.63%	30	24.39%	123
Vote by Mail	139	13.31%	346	33.14%	1,044
Mail Ballot	0		0		0
14th Senatorial District - Total	157	13.45%	376	32.22%	1,167
Cumulative					
Poll Place	0		0		0
Vote by Mail	0		0		0
Mail Ballot	0		0		0
Cumulative - Total	0		0		0
State Senator - Total	157	13.45%	376	32.22%	1,167
Member of the State Assembly					
32nd Assembly District					
Poll Place	18	14.63%	30	24.39%	123

District	Registered Voters
Vote by Mail	1,804
Mail Ballot	1,804
32nd Assembly District - Total	1,804
Cumulative	
Poll Place	0
Vote by Mail	0
Mail Ballot	0
Cumulative - Total	0
Member of the State Assembly - Total	1,804
Board of Equalization (State)	
Board Of Equalization	
Poll Place	1,804
Vote by Mail	1,804
Mail Ballot	1,804
Board Of Equalization - Total	1,804
Cumulative	
Poll Place	0
Vote by Mail	0
Mail Ballot	0
Cumulative - Total	0
Board of Equalization (State) - Total	1,804
County	
Kern County	
Poll Place	1,804
Vote by Mail	1,804
Mail Ballot	1,804
Kern County - Total	1,804
Cumulative	
Poll Place	0
Vote by Mail	0

District	FLORIRENE OLVERA		VINCENT MARTINEZ	
Vote by Mail	206	19.73%	353	33.81%
Mail Ballot	0		0	
32nd Assembly District - Total	220	18.85%	414	35.48%
Cumulative				
Poll Place	0		0	
Vote by Mail	0		0	
Mail Ballot	0		0	
Cumulative - Total	0		0	
Member of the State Assembly - Total	220	18.85%	414	35.48%
Board of Equalization (State)				
Board Of Equalization				
Poll Place	14	11.38%	61	49.59%
Vote by Mail	206	19.73%	353	33.81%
Mail Ballot	0		0	
Board Of Equalization - Total	220	18.85%	414	35.48%
Cumulative				
Poll Place	0		0	
Vote by Mail	0		0	
Mail Ballot	0		0	
Cumulative - Total	0		0	
Board of Equalization (State) - Total	220	18.85%	414	35.48%
County				
Kern County				
Poll Place	14	11.38%	61	49.59%
Vote by Mail	206	19.73%	353	33.81%
Mail Ballot	0		0	
Kern County - Total	220	18.85%	414	35.48%
Cumulative				
Poll Place	0		0	
Vote by Mail	0		0	

535 of 3301

Exhibit F

District	JOHN KIM		WILLIAM DAVID WARD		Total Votes
Vote by Mail	139	13.31%	346	33.14%	1,044
Mail Ballot	0		0		0
32nd Assembly District - Total	157	13.45%	376	32.22%	1,167
Cumulative					
Poll Place	0		0		0
Vote by Mail	0		0		0
Mail Ballot	0		0		0
Cumulative - Total	0		0		0
Member of the State Assembly - Total	157	13.45%	376	32.22%	1,167
Board of Equalization (State)					
Board Of Equalization					
Poll Place	18	14.63%	30	24.39%	123
Vote by Mail	139	13.31%	346	33.14%	1,044
Mail Ballot	0		0		0
Board Of Equalization - Total	157	13.45%	376	32.22%	1,167
Cumulative					
Poll Place	0		0		0
Vote by Mail	0		0		0
Mail Ballot	0		0		0
Cumulative - Total	0		0		0
Board of Equalization (State) - Total	157	13.45%	376	32.22%	1,167
County					
Kern County					
Poll Place	18	14.63%	30	24.39%	123
Vote by Mail	139	13.31%	346	33.14%	1,044
Mail Ballot	0		0		0
Kern County - Total	157	13.45%	376	32.22%	1,167
Cumulative					
Poll Place	0		0		0
Vote by Mail	0		0		0

536 of 3301

Exhibit F

District	Registered Voters
Mail Ballot	0
Cumulative - Total	0
County - Total	1,804
County Supervisor	
4th Supervisorial District	
Poll Place	1,804
Vote by Mail	1,804
Mail Ballot	1,804
4th Supervisorial District - Total	1,804
Cumulative	
Poll Place	0
Vote by Mail	0
Mail Ballot	0
Cumulative - Total	0
County Supervisor - Total	1,804
Cities	
City of Wasco	
Poll Place	1,804
Vote by Mail	1,804
Mail Ballot	1,804
City of Wasco - Total	1,804
Cumulative	
Poll Place	0
Vote by Mail	0
Mail Ballot	0
Cumulative - Total	0
Cities - Total	1,804
Unincorporated	
Unincorporated	
Poll Place	1,804

District	FLORIRENE OLVERA		VINCENT MARTINEZ	
Mail Ballot	0		0	
Cumulative - Total	0		0	
County - Total	220	18.85%	414	35.48%
County Supervisor				
4th Supervisorial District				
Poll Place	14	11.38%	61	49.59%
Vote by Mail	206	19.73%	353	33.81%
Mail Ballot	0		0	
4th Supervisorial District - Total	220	18.85%	414	35.48%
Cumulative				
Poll Place	0		0	
Vote by Mail	0		0	
Mail Ballot	0		0	
Cumulative - Total	0		0	
County Supervisor - Total	220	18.85%	414	35.48%
Cities				
City of Wasco				
Poll Place	14	11.38%	61	49.59%
Vote by Mail	206	19.73%	353	33.81%
Mail Ballot	0		0	
City of Wasco - Total	220	18.85%	414	35.48%
Cumulative				
Poll Place	0		0	
Vote by Mail	0		0	
Mail Ballot	0		0	
Cumulative - Total	0		0	
Cities - Total	220	18.85%	414	35.48%
Unincorporated				
Unincorporated				
Poll Place	14	11.38%	61	49.59%

District	JOHN KIM		WILLIAM DAVID WARD		Total Votes
Mail Ballot	0		0		0
Cumulative - Total	0		0		0
County - Total	157	13.45%	376	32.22%	1,167
County Supervisor					
4th Supervisorial District					
Poll Place	18	14.63%	30	24.39%	123
Vote by Mail	139	13.31%	346	33.14%	1,044
Mail Ballot	0		0		0
4th Supervisorial District - Total	157	13.45%	376	32.22%	1,167
Cumulative					
Poll Place	0		0		0
Vote by Mail	0		0		0
Mail Ballot	0		0		0
Cumulative - Total	0		0		0
County Supervisor - Total	157	13.45%	376	32.22%	1,167
Cities					
City of Wasco					
Poll Place	18	14.63%	30	24.39%	123
Vote by Mail	139	13.31%	346	33.14%	1,044
Mail Ballot	0		0		0
City of Wasco - Total	157	13.45%	376	32.22%	1,167
Cumulative					
Poll Place	0		0		0
Vote by Mail	0		0		0
Mail Ballot	0		0		0
Cumulative - Total	0		0		0
Cities - Total	157	13.45%	376	32.22%	1,167
Unincorporated					
Unincorporated					
Poll Place	18	14.63%	30	24.39%	123

District	Registered Voters
Vote by Mail	1,804
Mail Ballot	1,804
Unincorporated - Total	1,804
Cumulative	
Poll Place	0
Vote by Mail	0
Mail Ballot	0
Cumulative - Total	0
Unincorporated - Total	1,804

District	FLORIRENE OLVERA		VINCENT MARTINEZ	
Vote by Mail	206	19.73%	353	33.81%
Mail Ballot	0		0	
Unincorporated - Total	220	18.85%	414	35.48%
Cumulative				
Poll Place	0		0	
Vote by Mail	0		0	
Mail Ballot	0		0	
Cumulative - Total	0		0	
Unincorporated - Total	220	18.85%	414	35.48%

District	JOHN KIM		WILLIAM DAVID WARD		Total Votes
Vote by Mail	139	13.31%	346	33.14%	1,044
Mail Ballot	0		0		0
Unincorporated - Total	157	13.45%	376	32.22%	1,167
Cumulative					
Poll Place	0		0		0
Vote by Mail	0		0		0
Mail Ballot	0		0		0
Cumulative - Total	0		0		0
Unincorporated - Total	157	13.45%	376	32.22%	1,167

City of Wasco Council District 4 (Vote for 1)

District	Registered Voters
United States Representative	
21st Congressional District	
Poll Place	1,459
Vote by Mail	1,459
Mail Ballot	1,459
21st Congressional District - Total	1,459
Cumulative	
Poll Place	0
Vote by Mail	0
Mail Ballot	0
Cumulative - Total	0
United States Representative - Total	1,459
State Senator	
14th Senatorial District	
Poll Place	1,459
Vote by Mail	1,459
Mail Ballot	1,459
14th Senatorial District - Total	1,459
Cumulative	
Poll Place	0
Vote by Mail	0
Mail Ballot	0
Cumulative - Total	0
State Senator - Total	1,459
Member of the State Assembly	
32nd Assembly District	
Poll Place	1,459

District	EDDIE SALDANA		TILO CORTEZ JR.		Total Votes
United States Representative					
21st Congressional District					
Poll Place	64	53.78%	55	46.22%	119
Vote by Mail	370	49.33%	380	50.67%	750
Mail Ballot	0		0		0
21st Congressional District - Total	434	49.94%	435	50.06%	869
Cumulative					
Poll Place	0		0		0
Vote by Mail	0		0		0
Mail Ballot	0		0		0
Cumulative - Total	0		0		0
United States Representative - Total	434	49.94%	435	50.06%	869
State Senator					
14th Senatorial District					
Poll Place	64	53.78%	55	46.22%	119
Vote by Mail	370	49.33%	380	50.67%	750
Mail Ballot	0		0		0
14th Senatorial District - Total	434	49.94%	435	50.06%	869
Cumulative					
Poll Place	0		0		0
Vote by Mail	0		0		0
Mail Ballot	0		0		0
Cumulative - Total	0		0		0
State Senator - Total	434	49.94%	435	50.06%	869
Member of the State Assembly					
32nd Assembly District					
Poll Place	64	53.78%	55	46.22%	119

District	Registered Voters
Vote by Mail	1,459
Mail Ballot	1,459
32nd Assembly District - Total	1,459
Cumulative	
Poll Place	0
Vote by Mail	0
Mail Ballot	0
Cumulative - Total	0
Member of the State Assembly - Total	1,459
Board of Equalization (State)	
Board Of Equalization	
Poll Place	1,459
Vote by Mail	1,459
Mail Ballot	1,459
Board Of Equalization - Total	1,459
Cumulative	
Poll Place	0
Vote by Mail	0
Mail Ballot	0
Cumulative - Total	0
Board of Equalization (State) - Total	1,459
County	
Kern County	
Poll Place	1,459
Vote by Mail	1,459
Mail Ballot	1,459
Kern County - Total	1,459
Cumulative	
Poll Place	0
Vote by Mail	0

District	EDDIE SALDAÑA		TILO CORTEZ JR.		Total Votes
Vote by Mail	370	49.33%	380	50.67%	750
Mail Ballot	0		0		0
32nd Assembly District - Total	434	49.94%	435	50.06%	869
Cumulative					
Poll Place	0		0		0
Vote by Mail	0		0		0
Mail Ballot	0		0		0
Cumulative - Total	0		0		0
Member of the State Assembly - Total	434	49.94%	435	50.06%	869
Board of Equalization (State)					
Board Of Equalization					
Poll Place	64	53.78%	55	46.22%	119
Vote by Mail	370	49.33%	380	50.67%	750
Mail Ballot	0		0		0
Board Of Equalization - Total	434	49.94%	435	50.06%	869
Cumulative					
Poll Place	0		0		0
Vote by Mail	0		0		0
Mail Ballot	0		0		0
Cumulative - Total	0		0		0
Board of Equalization (State) - Total	434	49.94%	435	50.06%	869
County					
Kern County					
Poll Place	64	53.78%	55	46.22%	119
Vote by Mail	370	49.33%	380	50.67%	750
Mail Ballot	0		0		0
Kern County - Total	434	49.94%	435	50.06%	869
Cumulative					
Poll Place	0		0		0
Vote by Mail	0		0		0

542 of 3301

Exhibit F

District	Registered Voters
Mail Ballot	0
Cumulative - Total	0
County - Total	1,459
County Supervisor	
4th Supervisorial District	
Poll Place	1,459
Vote by Mail	1,459
Mail Ballot	1,459
4th Supervisorial District - Total	1,459
Cumulative	
Poll Place	0
Vote by Mail	0
Mail Ballot	0
Cumulative - Total	0
County Supervisor - Total	1,459
Cities	
City of Wasco	
Poll Place	1,459
Vote by Mail	1,459
Mail Ballot	1,459
City of Wasco - Total	1,459
Cumulative	
Poll Place	0
Vote by Mail	0
Mail Ballot	0
Cumulative - Total	0
Cities - Total	1,459
Unincorporated	
Unincorporated	
Poll Place	1,459

District	EDDIE SALDAÑA		TILO CORTEZ JR.		Total Votes
Mail Ballot	0		0		0
Cumulative - Total	0		0		0
County - Total	434	49.94%	435	50.06%	869
County Supervisor					
4th Supervisorial District					
Poll Place	64	53.78%	55	46.22%	119
Vote by Mail	370	49.33%	380	50.67%	750
Mail Ballot	0		0		0
4th Supervisorial District - Total	434	49.94%	435	50.06%	869
Cumulative					
Poll Place	0		0		0
Vote by Mail	0		0		0
Mail Ballot	0		0		0
Cumulative - Total	0		0		0
County Supervisor - Total	434	49.94%	435	50.06%	869
Cities					
City of Wasco					
Poll Place	64	53.78%	55	46.22%	119
Vote by Mail	370	49.33%	380	50.67%	750
Mail Ballot	0		0		0
City of Wasco - Total	434	49.94%	435	50.06%	869
Cumulative					
Poll Place	0		0		0
Vote by Mail	0		0		0
Mail Ballot	0		0		0
Cumulative - Total	0		0		0
Cities - Total	434	49.94%	435	50.06%	869
Unincorporated					
Unincorporated					
Poll Place	64	53.78%	55	46.22%	119

District	Registered Voters
Vote by Mail	1,459
Mail Ballot	1,459
Unincorporated - Total	1,459
Cumulative	
Poll Place	0
Vote by Mail	0
Mail Ballot	0
Cumulative - Total	0
Unincorporated - Total	1,459

District	EDDIE SALDAÑA		TILO CORTEZ JR.		Total Votes
Vote by Mail	370	49.33%	380	50.67%	750
Mail Ballot	0		0		0
Unincorporated - Total	434	49.94%	435	50.06%	869
Cumulative					
Poll Place	0		0		0
Vote by Mail	0		0		0
Mail Ballot	0		0		0
Cumulative - Total	0		0		0
Unincorporated - Total	434	49.94%	435	50.06%	869

City of Wasco Council District 5 (Vote for 1)

District	Registered Voters
United States Representative	
21st Congressional District	
Poll Place	1,533
Vote by Mail	1,533
Mail Ballot	1,533
21st Congressional District - Total	1,533
Cumulative	
Poll Place	0
Vote by Mail	0
Mail Ballot	0
Cumulative - Total	0
United States Representative - Total	1,533
State Senator	
14th Senatorial District	
Poll Place	1,533
Vote by Mail	1,533
Mail Ballot	1,533
14th Senatorial District - Total	1,533
Cumulative	
Poll Place	0
Vote by Mail	0
Mail Ballot	0
Cumulative - Total	0
State Senator - Total	1,533
Member of the State Assembly	
32nd Assembly District	
Poll Place	1,533

District	ALEX GARCIA		Total Votes
United States Representative			
21st Congressional District			
Poll Place	92	100.00%	92
Vote by Mail	672	100.00%	672
Mail Ballot	0		0
21st Congressional District - Total	764	100.00%	764
Cumulative			
Poll Place	0		0
Vote by Mail	0		0
Mail Ballot	0		0
Cumulative - Total	0		0
United States Representative - Total	764	100.00%	764
State Senator			
14th Senatorial District			
Poll Place	92	100.00%	92
Vote by Mail	672	100.00%	672
Mail Ballot	0		0
14th Senatorial District - Total	764	100.00%	764
Cumulative			
Poll Place	0		0
Vote by Mail	0		0
Mail Ballot	0		0
Cumulative - Total	0		0
State Senator - Total	764	100.00%	764
Member of the State Assembly			
32nd Assembly District			
Poll Place	92	100.00%	92

District	Registered Voters
Vote by Mail	1,533
Mail Ballot	1,533
32nd Assembly District - Total	1,533
Cumulative	
Poll Place	0
Vote by Mail	0
Mail Ballot	0
Cumulative - Total	0
Member of the State Assembly - Total	1,533
Board of Equalization (State)	
Board Of Equalization	
Poll Place	1,533
Vote by Mail	1,533
Mail Ballot	1,533
Board Of Equalization - Total	1,533
Cumulative	
Poll Place	0
Vote by Mail	0
Mail Ballot	0
Cumulative - Total	0
Board of Equalization (State) - Total	1,533
County	
Kern County	
Poll Place	1,533
Vote by Mail	1,533
Mail Ballot	1,533
Kern County - Total	1,533
Cumulative	
Poll Place	0
Vote by Mail	0

District	ALEX GARCIA	Total Votes
Vote by Mail	672 100.00%	672
Mail Ballot	0	0
32nd Assembly District - Total	764 100.00%	764
Cumulative		
Poll Place	0	0
Vote by Mail	0	0
Mail Ballot	0	0
Cumulative - Total	0	0
Member of the State Assembly - Total	764 100.00%	764
Board of Equalization (State)		
Board Of Equalization		
Poll Place	92 100.00%	92
Vote by Mail	672 100.00%	672
Mail Ballot	0	0
Board Of Equalization - Total	764 100.00%	764
Cumulative		
Poll Place	0	0
Vote by Mail	0	0
Mail Ballot	0	0
Cumulative - Total	0	0
Board of Equalization (State) - Total	764 100.00%	764
County		
Kern County		
Poll Place	92 100.00%	92
Vote by Mail	672 100.00%	672
Mail Ballot	0	0
Kern County - Total	764 100.00%	764
Cumulative		
Poll Place	0	0
Vote by Mail	0	0

546 of 3301

Exhibit F

District	Registered Voters
Mail Ballot	0
Cumulative - Total	0
County - Total	1,533
County Supervisor	
4th Supervisorial District	
Poll Place	1,533
Vote by Mail	1,533
Mail Ballot	1,533
4th Supervisorial District - Total	1,533
Cumulative	
Poll Place	0
Vote by Mail	0
Mail Ballot	0
Cumulative - Total	0
County Supervisor - Total	1,533
Cities	
City of Wasco	
Poll Place	1,533
Vote by Mail	1,533
Mail Ballot	1,533
City of Wasco - Total	1,533
Cumulative	
Poll Place	0
Vote by Mail	0
Mail Ballot	0
Cumulative - Total	0
Cities - Total	1,533
Unincorporated	
Unincorporated	
Poll Place	1,533

District	ALEX GARCIA		Total Votes
Mail Ballot	0		0
Cumulative - Total	0		0
County - Total	764	100.00%	764
County Supervisor			
4th Supervisorial District			
Poll Place	92	100.00%	92
Vote by Mail	672	100.00%	672
Mail Ballot	0		0
4th Supervisorial District - Total	764	100.00%	764
Cumulative			
Poll Place	0		0
Vote by Mail	0		0
Mail Ballot	0		0
Cumulative - Total	0		0
County Supervisor - Total	764	100.00%	764
Cities			
City of Wasco			
Poll Place	92	100.00%	92
Vote by Mail	672	100.00%	672
Mail Ballot	0		0
City of Wasco - Total	764	100.00%	764
Cumulative			
Poll Place	0		0
Vote by Mail	0		0
Mail Ballot	0		0
Cumulative - Total	0		0
Cities - Total	764	100.00%	764
Unincorporated			
Unincorporated			
Poll Place	92	100.00%	92

District	Registered Voters
Vote by Mail	1,533
Mail Ballot	1,533
Unincorporated - Total	1,533
Cumulative	
Poll Place	0
Vote by Mail	0
Mail Ballot	0
Cumulative - Total	0
Unincorporated - Total	1,533

District	ALEX GARCIA		Total Votes
Vote by Mail	672	100.00%	672
Mail Ballot	0		0
Unincorporated - Total	764	100.00%	764
Cumulative			
Poll Place	0		0
Vote by Mail	0		0
Mail Ballot	0		0
Cumulative - Total	0		0
Unincorporated - Total	764	100.00%	764

Mojave Air & Space Port Director (Vote for 3)

District	Registered Voters
United States Representative	
23rd Congressional District	
Poll Place	8,551
Vote by Mail	8,551
Mail Ballot	8,551
23rd Congressional District - Total	8,551
Cumulative	
Poll Place	0
Vote by Mail	0
Mail Ballot	0
Cumulative - Total	0
United States Representative - Total	8,551
State Senator	
16th Senatorial District	
Poll Place	8,551
Vote by Mail	8,551
Mail Ballot	8,551
16th Senatorial District - Total	8,551
Cumulative	
Poll Place	0
Vote by Mail	0
Mail Ballot	0
Cumulative - Total	0
State Senator - Total	8,551
Member of the State Assembly	
34th Assembly District	
Poll Place	159

District	DIANE BARNEY		TERRY ALLRED	
United States Representative				
23rd Congressional District				
Poll Place	209	12.00%	216	12.40%
Vote by Mail	1,273	14.62%	1,085	12.46%
Mail Ballot	89	11.82%	116	15.41%
23rd Congressional District - Total	1,571	14.03%	1,417	12.65%
Cumulative				
Poll Place	0		0	
Vote by Mail	0		0	
Mail Ballot	0		0	
Cumulative - Total	0		0	
United States Representative - Total	1,571	14.03%	1,417	12.65%
State Senator				
16th Senatorial District				
Poll Place	209	12.00%	216	12.40%
Vote by Mail	1,273	14.62%	1,085	12.46%
Mail Ballot	89	11.82%	116	15.41%
16th Senatorial District - Total	1,571	14.03%	1,417	12.65%
Cumulative				
Poll Place	0		0	
Vote by Mail	0		0	
Mail Ballot	0		0	
Cumulative - Total	0		0	
State Senator - Total	1,571	14.03%	1,417	12.65%
Member of the State Assembly				
34th Assembly District				
Poll Place	0		0	

549 of 3301

Exhibit F

District	DAVID EVANS		ANDREW PARKER		ROBERT MORGAN		CHUCK COLEMAN		Total Votes
United States Representative									
23rd Congressional District									
Poll Place	245	14.06%	216	12.40%	440	25.26%	416	23.88%	1,742
Vote by Mail	1,179	13.54%	1,052	12.09%	2,185	25.10%	1,931	22.18%	8,705
Mail Ballot	113	15.01%	105	13.94%	167	22.18%	163	21.65%	753
23rd Congressional District - Total	1,537	13.72%	1,373	12.26%	2,792	24.93%	2,510	22.41%	11,200
Cumulative									
Poll Place	0		0		0		0		0
Vote by Mail	0		0		0		0		0
Mail Ballot	0		0		0		0		0
Cumulative - Total	0		0		0		0		0
United States Representative - Total	1,537	13.72%	1,373	12.26%	2,792	24.93%	2,510	22.41%	11,200
State Senator									
16th Senatorial District									
Poll Place	245	14.06%	216	12.40%	440	25.26%	416	23.88%	1,742
Vote by Mail	1,179	13.54%	1,052	12.09%	2,185	25.10%	1,931	22.18%	8,705
Mail Ballot	113	15.01%	105	13.94%	167	22.18%	163	21.65%	753
16th Senatorial District - Total	1,537	13.72%	1,373	12.26%	2,792	24.93%	2,510	22.41%	11,200
Cumulative									
Poll Place	0		0		0		0		0
Vote by Mail	0		0		0		0		0
Mail Ballot	0		0		0		0		0
Cumulative - Total	0		0		0		0		0
State Senator - Total	1,537	13.72%	1,373	12.26%	2,792	24.93%	2,510	22.41%	11,200
Member of the State Assembly									
34th Assembly District									
Poll Place	0		0		0		0		0

550 of 3301

Exhibit F

District	Registered Voters
Vote by Mail	159
Mail Ballot	159
34th Assembly District - Total	159
36th Assembly District	
Poll Place	8,392
Vote by Mail	8,392
Mail Ballot	8,392
36th Assembly District - Total	8,392
Cumulative	
Poll Place	0
Vote by Mail	0
Mail Ballot	0
Cumulative - Total	0
Member of the State Assembly - Total	8,551
Board of Equalization (State)	
Board Of Equalization	
Poll Place	8,551
Vote by Mail	8,551
Mail Ballot	8,551
Board Of Equalization - Total	8,551
Cumulative	
Poll Place	0
Vote by Mail	0
Mail Ballot	0
Cumulative - Total	0
Board of Equalization (State) - Total	8,551
County	
Kern County	
Poll Place	8,551
Vote by Mail	8,551

District	DIANE BARNEY		TERRY ALLRED	
Vote by Mail	0		0	
Mail Ballot	22	12.15%	33	18.23%
34th Assembly District - Total	22	12.15%	33	18.23%
36th Assembly District				
Poll Place	209	12.00%	216	12.40%
Vote by Mail	1,273	14.62%	1,085	12.46%
Mail Ballot	67	11.71%	83	14.51%
36th Assembly District - Total	1,549	14.06%	1,384	12.56%
Cumulative				
Poll Place	0		0	
Vote by Mail	0		0	
Mail Ballot	0		0	
Cumulative - Total	0		0	
Member of the State Assembly - Total	1,571	14.03%	1,417	12.65%
Board of Equalization (State)				
Board Of Equalization				
Poll Place	209	12.00%	216	12.40%
Vote by Mail	1,273	14.62%	1,085	12.46%
Mail Ballot	89	11.82%	116	15.41%
Board Of Equalization - Total	1,571	14.03%	1,417	12.65%
Cumulative				
Poll Place	0		0	
Vote by Mail	0		0	
Mail Ballot	0		0	
Cumulative - Total	0		0	
Board of Equalization (State) - Total	1,571	14.03%	1,417	12.65%
County				
Kern County				
Poll Place	209	12.00%	216	12.40%
Vote by Mail	1,273	14.62%	1,085	12.46%

551 of 3301

Exhibit F

District	DAVID EVANS		ANDREW PARKER		ROBERT MORGAN		CHUCK COLEMAN		Total Votes
Vote by Mail	0		0		0		0		0
Mail Ballot	25	13.81%	25	13.81%	35	19.34%	41	22.65%	181
34th Assembly District - Total	25	13.81%	25	13.81%	35	19.34%	41	22.65%	181
36th Assembly District									
Poll Place	245	14.06%	216	12.40%	440	25.26%	416	23.88%	1,742
Vote by Mail	1,179	13.54%	1,052	12.09%	2,185	25.10%	1,931	22.18%	8,705
Mail Ballot	88	15.38%	80	13.99%	132	23.08%	122	21.33%	572
36th Assembly District - Total	1,512	13.72%	1,348	12.23%	2,757	25.02%	2,469	22.41%	11,019
Cumulative									
Poll Place	0		0		0		0		0
Vote by Mail	0		0		0		0		0
Mail Ballot	0		0		0		0		0
Cumulative - Total	0		0		0		0		0
Member of the State Assembly - Total	1,537	13.72%	1,373	12.26%	2,792	24.93%	2,510	22.41%	11,200
Board of Equalization (State)									
Board Of Equalization									
Poll Place	245	14.06%	216	12.40%	440	25.26%	416	23.88%	1,742
Vote by Mail	1,179	13.54%	1,052	12.09%	2,185	25.10%	1,931	22.18%	8,705
Mail Ballot	113	15.01%	105	13.94%	167	22.18%	163	21.65%	753
Board Of Equalization - Total	1,537	13.72%	1,373	12.26%	2,792	24.93%	2,510	22.41%	11,200
Cumulative									
Poll Place	0		0		0		0		0
Vote by Mail	0		0		0		0		0
Mail Ballot	0		0		0		0		0
Cumulative - Total	0		0		0		0		0
Board of Equalization (State) - Total	1,537	13.72%	1,373	12.26%	2,792	24.93%	2,510	22.41%	11,200
County									
Kern County									
Poll Place	245	14.06%	216	12.40%	440	25.26%	416	23.88%	1,742
Vote by Mail	1,179	13.54%	1,052	12.09%	2,185	25.10%	1,931	22.18%	8,705

District	Registered Voters
Mail Ballot	8,551
Kern County - Total	8,551
Cumulative	
Poll Place	0
Vote by Mail	0
Mail Ballot	0
Cumulative - Total	0
County - Total	8,551
County Supervisor	
1st Supervisorial District	
Poll Place	2
Vote by Mail	2
Mail Ballot	2
1st Supervisorial District - Total	2
2nd Supervisorial District	
Poll Place	8,549
Vote by Mail	8,549
Mail Ballot	8,549
2nd Supervisorial District - Total	8,549
Cumulative	
Poll Place	0
Vote by Mail	0
Mail Ballot	0
Cumulative - Total	0
County Supervisor - Total	8,551
Cities	
City of California City	
Poll Place	6,415
Vote by Mail	6,415

District	DIANE BARNEY		TERRY ALLRED	
Mail Ballot	89	11.82%	116	15.41%
Kern County - Total	1,571	14.03%	1,417	12.65%
Cumulative				
Poll Place	0		0	
Vote by Mail	0		0	
Mail Ballot	0		0	
Cumulative - Total	0		0	
County - Total	1,571	14.03%	1,417	12.65%
County Supervisor				
1st Supervisorial District				
Poll Place	0		0	
Vote by Mail	0		0	
Mail Ballot	0	0.00%	0	0.00%
1st Supervisorial District - Total	0	0.00%	0	0.00%
2nd Supervisorial District				
Poll Place	209	12.00%	216	12.40%
Vote by Mail	1,273	14.62%	1,085	12.46%
Mail Ballot	89	11.85%	116	15.45%
2nd Supervisorial District - Total	1,571	14.03%	1,417	12.65%
Cumulative				
Poll Place	0		0	
Vote by Mail	0		0	
Mail Ballot	0		0	
Cumulative - Total	0		0	
County Supervisor - Total	1,571	14.03%	1,417	12.65%
Cities				
City of California City				
Poll Place	161	11.86%	148	10.91%
Vote by Mail	999	13.98%	872	12.20%
Mail Ballot	4	6.15%	12	18.46%

District	DAVID EVANS		ANDREW PARKER		ROBERT MORGAN		CHUCK COLEMAN		Total Votes
Mail Ballot	113	15.01%	105	13.94%	167	22.18%	163	21.65%	753
Kern County - Total	1,537	13.72%	1,373	12.26%	2,792	24.93%	2,510	22.41%	11,200
Cumulative									
Poll Place	0		0		0		0		0
Vote by Mail	0		0		0		0		0
Mail Ballot	0		0		0		0		0
Cumulative - Total	0		0		0		0		0
County - Total	1,537	13.72%	1,373	12.26%	2,792	24.93%	2,510	22.41%	11,200
County Supervisor									
1st Supervisorial District									
Poll Place	0		0		0		0		0
Vote by Mail	0		0		0		0		0
Mail Ballot	0	0.00%	0	0.00%	0	0.00%	2	100.00%	2
1st Supervisorial District - Total	0	0.00%	0	0.00%	0	0.00%	2	100.00%	2
2nd Supervisorial District									
Poll Place	245	14.06%	216	12.40%	440	25.26%	416	23.88%	1,742
Vote by Mail	1,179	13.54%	1,052	12.09%	2,185	25.10%	1,931	22.18%	8,705
Mail Ballot	113	15.05%	105	13.98%	167	22.24%	161	21.44%	751
2nd Supervisorial District - Total	1,537	13.73%	1,373	12.26%	2,792	24.93%	2,508	22.40%	11,198
Cumulative									
Poll Place	0		0		0		0		0
Vote by Mail	0		0		0		0		0
Mail Ballot	0		0		0		0		0
Cumulative - Total	0		0		0		0		0
County Supervisor - Total	1,537	13.72%	1,373	12.26%	2,792	24.93%	2,510	22.41%	11,200
Cities									
City of California City									
Poll Place	197	14.52%	168	12.38%	359	26.46%	324	23.88%	1,357
Vote by Mail	999	13.98%	877	12.27%	1,804	25.24%	1,597	22.34%	7,148
Mail Ballot	12	18.46%	12	18.46%	13	20.00%	12	18.46%	65

District	Registered Voters
Mail Ballot	6,415
City of California City - Total	6,415
Unincorporated	
Poll Place	2,136
Vote by Mail	2,136
Mail Ballot	2,136
Unincorporated - Total	2,136
Cumulative	
Poll Place	0
Vote by Mail	0
Mail Ballot	0
Cumulative - Total	0
Cities - Total	8,551
Unincorporated	
Unincorporated Area	
Poll Place	2,136
Vote by Mail	2,136
Mail Ballot	2,136
Unincorporated Area - Total	2,136
Unincorporated	
Poll Place	6,415
Vote by Mail	6,415
Mail Ballot	6,415
Unincorporated - Total	6,415
Cumulative	
Poll Place	0
Vote by Mail	0
Mail Ballot	0
Cumulative - Total	0
Unincorporated - Total	8,551

District	DIANE BARNEY		TERRY ALLRED	
City of California City - Total	1,164	13.58%	1,032	12.04%
Unincorporated				
Poll Place	48	12.47%	68	17.66%
Vote by Mail	274	17.60%	213	13.68%
Mail Ballot	85	12.35%	104	15.12%
Unincorporated - Total	407	15.48%	385	14.64%
Cumulative				
Poll Place	0		0	
Vote by Mail	0		0	
Mail Ballot	0		0	
Cumulative - Total	0		0	
Cities - Total	1,571	14.03%	1,417	12.65%
Unincorporated				
Unincorporated Area				
Poll Place	48	12.47%	68	17.66%
Vote by Mail	274	17.60%	213	13.68%
Mail Ballot	85	12.35%	104	15.12%
Unincorporated Area - Total	407	15.48%	385	14.64%
Unincorporated				
Poll Place	161	11.86%	148	10.91%
Vote by Mail	999	13.98%	872	12.20%
Mail Ballot	4	6.15%	12	18.46%
Unincorporated - Total	1,164	13.58%	1,032	12.04%
Cumulative				
Poll Place	0		0	
Vote by Mail	0		0	
Mail Ballot	0		0	
Cumulative - Total	0		0	
Unincorporated - Total	1,571	14.03%	1,417	12.65%

District	DAVID EVANS		ANDREW PARKER		ROBERT MORGAN		CHUCK COLEMAN		Total Votes
City of California City - Total	1,208	14.10%	1,057	12.33%	2,176	25.39%	1,933	22.56%	8,570
Unincorporated									
Poll Place	48	12.47%	48	12.47%	81	21.04%	92	23.90%	385
Vote by Mail	180	11.56%	175	11.24%	381	24.47%	334	21.45%	1,557
Mail Ballot	101	14.68%	93	13.52%	154	22.38%	151	21.95%	688
Unincorporated - Total	329	12.51%	316	12.02%	616	23.42%	577	21.94%	2,630
Cumulative									
Poll Place	0		0		0		0		0
Vote by Mail	0		0		0		0		0
Mail Ballot	0		0		0		0		0
Cumulative - Total	0		0		0		0		0
Cities - Total	1,537	13.72%	1,373	12.26%	2,792	24.93%	2,510	22.41%	11,200
Unincorporated									
Unincorporated Area									
Poll Place	48	12.47%	48	12.47%	81	21.04%	92	23.90%	385
Vote by Mail	180	11.56%	175	11.24%	381	24.47%	334	21.45%	1,557
Mail Ballot	101	14.68%	93	13.52%	154	22.38%	151	21.95%	688
Unincorporated Area - Total	329	12.51%	316	12.02%	616	23.42%	577	21.94%	2,630
Unincorporated									
Poll Place	197	14.52%	168	12.38%	359	26.46%	324	23.88%	1,357
Vote by Mail	999	13.98%	877	12.27%	1,804	25.24%	1,597	22.34%	7,148
Mail Ballot	12	18.46%	12	18.46%	13	20.00%	12	18.46%	65
Unincorporated - Total	1,208	14.10%	1,057	12.33%	2,176	25.39%	1,933	22.56%	8,570
Cumulative									
Poll Place	0		0		0		0		0
Vote by Mail	0		0		0		0		0
Mail Ballot	0		0		0		0		0
Cumulative - Total	0		0		0		0		0
Unincorporated - Total	1,537	13.72%	1,373	12.26%	2,792	24.93%	2,510	22.41%	11,200

Arvin C.S.D. Director (Vote for 2)

District	Registered Voters
United States Representative	
21st Congressional District	
Poll Place	5,496
Vote by Mail	5,496
Mail Ballot	5,496
21st Congressional District - Total	5,496
23rd Congressional District	
Poll Place	3
Vote by Mail	3
Mail Ballot	3
23rd Congressional District - Total	3
Cumulative	
Poll Place	0
Vote by Mail	0
Mail Ballot	0
Cumulative - Total	0
United States Representative - Total	5,499
State Senator	
14th Senatorial District	
Poll Place	5,496
Vote by Mail	5,496
Mail Ballot	5,496
14th Senatorial District - Total	5,496
16th Senatorial District	
Poll Place	3
Vote by Mail	3

District	MARIA ALVAREZ		MARIA MORENO PANTOJA	
United States Representative				
21st Congressional District				
Poll Place	151	24.55%	248	40.33%
Vote by Mail	1,139	27.48%	1,320	31.85%
Mail Ballot	31	24.03%	35	27.13%
21st Congressional District - Total	1,321	27.02%	1,603	32.79%
23rd Congressional District				
Poll Place	0		0	
Vote by Mail	0		0	
Mail Ballot	3	50.00%	0	0.00%
23rd Congressional District - Total	3	50.00%	0	0.00%
Cumulative				
Poll Place	0		0	
Vote by Mail	0		0	
Mail Ballot	0		0	
Cumulative - Total	0		0	
United States Representative - Total	1,324	27.05%	1,603	32.75%
State Senator				
14th Senatorial District				
Poll Place	151	24.55%	248	40.33%
Vote by Mail	1,139	27.48%	1,320	31.85%
Mail Ballot	31	24.03%	35	27.13%
14th Senatorial District - Total	1,321	27.02%	1,603	32.79%
16th Senatorial District				
Poll Place	0		0	
Vote by Mail	0		0	

557 of 3301

Exhibit F

District	CESAR MORENO		ROBERT RODRIGUEZ		Total Votes
United States Representative					
21st Congressional District					
Poll Place	139	22.60%	77	12.52%	615
Vote by Mail	1,030	24.85%	656	15.83%	4,145
Mail Ballot	37	28.68%	26	20.16%	129
21st Congressional District - Total	1,206	24.67%	759	15.52%	4,889
23rd Congressional District					
Poll Place	0		0		0
Vote by Mail	0		0		0
Mail Ballot	3	50.00%	0	0.00%	6
23rd Congressional District - Total	3	50.00%	0	0.00%	6
Cumulative					
Poll Place	0		0		0
Vote by Mail	0		0		0
Mail Ballot	0		0		0
Cumulative - Total	0		0		0
United States Representative - Total	1,209	24.70%	759	15.51%	4,895
State Senator					
14th Senatorial District					
Poll Place	139	22.60%	77	12.52%	615
Vote by Mail	1,030	24.85%	656	15.83%	4,145
Mail Ballot	37	28.68%	26	20.16%	129
14th Senatorial District - Total	1,206	24.67%	759	15.52%	4,889
16th Senatorial District					
Poll Place	0		0		0
Vote by Mail	0		0		0

District	Registered Voters
Mail Ballot	3
16th Senatorial District - Total	3
Cumulative	
Poll Place	0
Vote by Mail	0
Mail Ballot	0
Cumulative - Total	0
State Senator - Total	5,499
Member of the State Assembly	
32nd Assembly District	
Poll Place	5,498
Vote by Mail	5,498
Mail Ballot	5,498
32nd Assembly District - Total	5,498
34th Assembly District	
Poll Place	1
Vote by Mail	1
Mail Ballot	1
34th Assembly District - Total	1
Cumulative	
Poll Place	0
Vote by Mail	0
Mail Ballot	0
Cumulative - Total	0
Member of the State Assembly - Total	5,499
Board of Equalization (State)	
Board Of Equalization	
Poll Place	5,499

District	MARIA ALVAREZ		MARIA MORENO PANTOJA	
Mail Ballot	3	50.00%	0	0.00%
16th Senatorial District - Total	3	50.00%	0	0.00%
Cumulative				
Poll Place	0		0	
Vote by Mail	0		0	
Mail Ballot	0		0	
Cumulative - Total	0		0	
State Senator - Total	1,324	27.05%	1,603	32.75%
Member of the State Assembly				
32nd Assembly District				
Poll Place	151	24.55%	248	40.33%
Vote by Mail	1,139	27.48%	1,320	31.85%
Mail Ballot	33	24.81%	35	26.32%
32nd Assembly District - Total	1,323	27.04%	1,603	32.76%
34th Assembly District				
Poll Place	0		0	
Vote by Mail	0		0	
Mail Ballot	1	50.00%	0	0.00%
34th Assembly District - Total	1	50.00%	0	0.00%
Cumulative				
Poll Place	0		0	
Vote by Mail	0		0	
Mail Ballot	0		0	
Cumulative - Total	0		0	
Member of the State Assembly - Total	1,324	27.05%	1,603	32.75%
Board of Equalization (State)				
Board Of Equalization				
Poll Place	151	24.55%	248	40.33%

District	CESAR MORENO		ROBERT RODRIGUEZ		Total Votes
Mail Ballot	3	50.00%	0	0.00%	6
16th Senatorial District - Total	3	50.00%	0	0.00%	6
Cumulative					
Poll Place	0		0		0
Vote by Mail	0		0		0
Mail Ballot	0		0		0
Cumulative - Total	0		0		0
State Senator - Total	1,209	24.70%	759	15.51%	4,895
Member of the State Assembly					
32nd Assembly District					
Poll Place	139	22.60%	77	12.52%	615
Vote by Mail	1,030	24.85%	656	15.83%	4,145
Mail Ballot	39	29.32%	26	19.55%	133
32nd Assembly District - Total	1,208	24.69%	759	15.51%	4,893
34th Assembly District					
Poll Place	0		0		0
Vote by Mail	0		0		0
Mail Ballot	1	50.00%	0	0.00%	2
34th Assembly District - Total	1	50.00%	0	0.00%	2
Cumulative					
Poll Place	0		0		0
Vote by Mail	0		0		0
Mail Ballot	0		0		0
Cumulative - Total	0		0		0
Member of the State Assembly - Total	1,209	24.70%	759	15.51%	4,895
Board of Equalization (State)					
Board Of Equalization					
Poll Place	139	22.60%	77	12.52%	615

District	Registered Voters
Vote by Mail	5,499
Mail Ballot	5,499
Board Of Equalization - Total	5,499
Cumulative	
Poll Place	0
Vote by Mail	0
Mail Ballot	0
Cumulative - Total	0
Board of Equalization (State) - Total	5,499
County	
Kern County	
Poll Place	5,499
Vote by Mail	5,499
Mail Ballot	5,499
Kern County - Total	5,499
Cumulative	
Poll Place	0
Vote by Mail	0
Mail Ballot	0
Cumulative - Total	0
County - Total	5,499
County Supervisor	
2nd Supervisorial District	
Poll Place	1
Vote by Mail	1
Mail Ballot	1
2nd Supervisorial District - Total	1
4th Supervisorial District	
Poll Place	5,498
Vote by Mail	5,498

District	MARIA ALVAREZ		MARIA MORENO PANTOJA	
Vote by Mail	1,139	27.48%	1,320	31.85%
Mail Ballot	34	25.19%	35	25.93%
Board Of Equalization - Total	1,324	27.05%	1,603	32.75%
Cumulative				
Poll Place	0		0	
Vote by Mail	0		0	
Mail Ballot	0		0	
Cumulative - Total	0		0	
Board of Equalization (State) - Total	1,324	27.05%	1,603	32.75%
County				
Kern County				
Poll Place	151	24.55%	248	40.33%
Vote by Mail	1,139	27.48%	1,320	31.85%
Mail Ballot	34	25.19%	35	25.93%
Kern County - Total	1,324	27.05%	1,603	32.75%
Cumulative				
Poll Place	0		0	
Vote by Mail	0		0	
Mail Ballot	0		0	
Cumulative - Total	0		0	
County - Total	1,324	27.05%	1,603	32.75%
County Supervisor				
2nd Supervisorial District				
Poll Place	0		0	
Vote by Mail	0		0	
Mail Ballot	1	50.00%	0	0.00%
2nd Supervisorial District - Total	1	50.00%	0	0.00%
4th Supervisorial District				
Poll Place	151	24.55%	248	40.33%
Vote by Mail	1,139	27.48%	1,320	31.85%

District	CESAR MORENO		ROBERT RODRIGUEZ		Total Votes
Vote by Mail	1,030	24.85%	656	15.83%	4,145
Mail Ballot	40	29.63%	26	19.26%	135
Board Of Equalization - Total	1,209	24.70%	759	15.51%	4,895
Cumulative					
Poll Place	0		0		0
Vote by Mail	0		0		0
Mail Ballot	0		0		0
Cumulative - Total	0		0		0
Board of Equalization (State) - Total	1,209	24.70%	759	15.51%	4,895
County					
Kern County					
Poll Place	139	22.60%	77	12.52%	615
Vote by Mail	1,030	24.85%	656	15.83%	4,145
Mail Ballot	40	29.63%	26	19.26%	135
Kern County - Total	1,209	24.70%	759	15.51%	4,895
Cumulative					
Poll Place	0		0		0
Vote by Mail	0		0		0
Mail Ballot	0		0		0
Cumulative - Total	0		0		0
County - Total	1,209	24.70%	759	15.51%	4,895
County Supervisor					
2nd Supervisorial District					
Poll Place	0		0		0
Vote by Mail	0		0		0
Mail Ballot	1	50.00%	0	0.00%	2
2nd Supervisorial District - Total	1	50.00%	0	0.00%	2
4th Supervisorial District					
Poll Place	139	22.60%	77	12.52%	615
Vote by Mail	1,030	24.85%	656	15.83%	4,145

District	Registered Voters
Mail Ballot	5,498
4th Supervisorial District - Total	5,498
Cumulative	
Poll Place	0
Vote by Mail	0
Mail Ballot	0
Cumulative - Total	0
County Supervisor - Total	5,499
Cities	
City of Arvin	
Poll Place	5,367
Vote by Mail	5,367
Mail Ballot	5,367
City of Arvin - Total	5,367
Unincorporated	
Poll Place	132
Vote by Mail	132
Mail Ballot	132
Unincorporated - Total	132
Cumulative	
Poll Place	0
Vote by Mail	0
Mail Ballot	0
Cumulative - Total	0
Cities - Total	5,499
Unincorporated	
Unincorporated Area	
Poll Place	132
Vote by Mail	132

District	MARIA ALVAREZ		MARIA MORENO PANTOJA	
Mail Ballot	33	24.81%	35	26.32%
4th Supervisorial District - Total	1,323	27.04%	1,603	32.76%
Cumulative				
Poll Place	0		0	
Vote by Mail	0		0	
Mail Ballot	0		0	
Cumulative - Total	0		0	
County Supervisor - Total	1,324	27.05%	1,603	32.75%
Cities				
City of Arvin				
Poll Place	151	24.55%	248	40.33%
Vote by Mail	1,139	27.48%	1,320	31.85%
Mail Ballot	0		0	
City of Arvin - Total	1,290	27.10%	1,568	32.94%
Unincorporated				
Poll Place	0		0	
Vote by Mail	0		0	
Mail Ballot	34	25.19%	35	25.93%
Unincorporated - Total	34	25.19%	35	25.93%
Cumulative				
Poll Place	0		0	
Vote by Mail	0		0	
Mail Ballot	0		0	
Cumulative - Total	0		0	
Cities - Total	1,324	27.05%	1,603	32.75%
Unincorporated				
Unincorporated Area				
Poll Place	0		0	
Vote by Mail	0		0	
Mail Ballot	34	25.19%	35	25.93%

District	CESAR MORENO		ROBERT RODRIGUEZ		Total Votes
Mail Ballot	39	29.32%	26	19.55%	133
4th Supervisorial District - Total	1,208	24.69%	759	15.51%	4,893
Cumulative					
Poll Place	0		0		0
Vote by Mail	0		0		0
Mail Ballot	0		0		0
Cumulative - Total	0		0		0
County Supervisor - Total	1,209	24.70%	759	15.51%	4,895
Cities					
City of Arvin					
Poll Place	139	22.60%	77	12.52%	615
Vote by Mail	1,030	24.85%	656	15.83%	4,145
Mail Ballot	0		0		0
City of Arvin - Total	1,169	24.56%	733	15.40%	4,760
Unincorporated					
Poll Place	0		0		0
Vote by Mail	0		0		0
Mail Ballot	40	29.63%	26	19.26%	135
Unincorporated - Total	40	29.63%	26	19.26%	135
Cumulative					
Poll Place	0		0		0
Vote by Mail	0		0		0
Mail Ballot	0		0		0
Cumulative - Total	0		0		0
Cities - Total	1,209	24.70%	759	15.51%	4,895
Unincorporated					
Unincorporated Area					
Poll Place	0		0		0
Vote by Mail	0		0		0
Mail Ballot	40	29.63%	26	19.26%	135

District	Registered Voters
Mail Ballot	132
Unincorporated Area - Total	132
Unincorporated	
Poll Place	5,367
Vote by Mail	5,367
Mail Ballot	5,367
Unincorporated - Total	5,367
Cumulative	
Poll Place	0
Vote by Mail	0
Mail Ballot	0
Cumulative - Total	0
Unincorporated - Total	5,499

District	MARIA ALVAREZ		MARIA MORENO PANTOJA	
Unincorporated Area - Total	34	25.19%	35	25.93%
Unincorporated				
Poll Place	151	24.55%	248	40.33%
Vote by Mail	1,139	27.48%	1,320	31.85%
Mail Ballot	0		0	
Unincorporated - Total	1,290	27.10%	1,568	32.94%
Cumulative				
Poll Place	0		0	
Vote by Mail	0		0	
Mail Ballot	0		0	
Cumulative - Total	0		0	
Unincorporated - Total	1,324	27.05%	1,603	32.75%

District	CESAR MORENO		ROBERT RODRIGUEZ		Total Votes
Unincorporated Area - Total	40	29.63%	26	19.26%	135
Unincorporated					
Poll Place	139	22.60%	77	12.52%	615
Vote by Mail	1,030	24.85%	656	15.83%	4,145
Mail Ballot	0		0		0
Unincorporated - Total	1,169	24.56%	733	15.40%	4,760
Cumulative					
Poll Place	0		0		0
Vote by Mail	0		0		0
Mail Ballot	0		0		0
Cumulative - Total	0		0		0
Unincorporated - Total	1,209	24.70%	759	15.51%	4,895

Bear Valley C.S.D. Director (Vote for 2)

District	Registered Voters
United States Representative	
23rd Congressional District	
Poll Place	4,407
Vote by Mail	4,407
Mail Ballot	4,407
23rd Congressional District - Total	4,407
Cumulative	
Poll Place	0
Vote by Mail	0
Mail Ballot	0
Cumulative - Total	0
United States Representative - Total	4,407
State Senator	
16th Senatorial District	
Poll Place	4,407
Vote by Mail	4,407
Mail Ballot	4,407
16th Senatorial District - Total	4,407
Cumulative	
Poll Place	0
Vote by Mail	0
Mail Ballot	0
Cumulative - Total	0
State Senator - Total	4,407
Member of the State Assembly	
34th Assembly District	
Poll Place	4,407

District	JOHN I. GRACE		STEVE MILES	
United States Representative				
23rd Congressional District				
Poll Place	252	26.58%	144	15.19%
Vote by Mail	1,183	23.39%	508	10.05%
Mail Ballot	0	0.00%	0	0.00%
23rd Congressional District - Total	1,435	23.89%	652	10.86%
Cumulative				
Poll Place	0		0	
Vote by Mail	0		0	
Mail Ballot	0		0	
Cumulative - Total	0		0	
United States Representative - Total	1,435	23.89%	652	10.86%
State Senator				
16th Senatorial District				
Poll Place	252	26.58%	144	15.19%
Vote by Mail	1,183	23.39%	508	10.05%
Mail Ballot	0	0.00%	0	0.00%
16th Senatorial District - Total	1,435	23.89%	652	10.86%
Cumulative				
Poll Place	0		0	
Vote by Mail	0		0	
Mail Ballot	0		0	
Cumulative - Total	0		0	
State Senator - Total	1,435	23.89%	652	10.86%
Member of the State Assembly				
34th Assembly District				
Poll Place	252	26.58%	144	15.19%

District	JAY CARLYN		KATHY KNEER		CHARLES JENSEN		Total Votes	Kevin Rice Qualified Write In	
United States Representative									
23rd Congressional District									
Poll Place	125	13.19%	73	7.70%	354	37.34%	948	0	0.00%
Vote by Mail	851	16.83%	1,084	21.44%	1,429	28.26%	5,057	2	0.04%
Mail Ballot	0	0.00%	0	0.00%	1	100.00%	1	0	0.00%
23rd Congressional District - Total	976	16.25%	1,157	19.26%	1,784	29.70%	6,006	2	0.03%
Cumulative									
Poll Place	0		0		0		0	0	
Vote by Mail	0		0		0		0	0	
Mail Ballot	0		0		0		0	0	
Cumulative - Total	0		0		0		0	0	
United States Representative - Total	976	16.25%	1,157	19.26%	1,784	29.70%	6,006	2	0.03%
State Senator									
16th Senatorial District									
Poll Place	125	13.19%	73	7.70%	354	37.34%	948	0	0.00%
Vote by Mail	851	16.83%	1,084	21.44%	1,429	28.26%	5,057	2	0.04%
Mail Ballot	0	0.00%	0	0.00%	1	100.00%	1	0	0.00%
16th Senatorial District - Total	976	16.25%	1,157	19.26%	1,784	29.70%	6,006	2	0.03%
Cumulative									
Poll Place	0		0		0		0	0	
Vote by Mail	0		0		0		0	0	
Mail Ballot	0		0		0		0	0	
Cumulative - Total	0		0		0		0	0	
State Senator - Total	976	16.25%	1,157	19.26%	1,784	29.70%	6,006	2	0.03%
Member of the State Assembly									
34th Assembly District									
Poll Place	125	13.19%	73	7.70%	354	37.34%	948	0	0.00%

566 of 3301

Exhibit F

District	Registered Voters
Vote by Mail	4,407
Mail Ballot	4,407
34th Assembly District - Total	4,407
Cumulative	
Poll Place	0
Vote by Mail	0
Mail Ballot	0
Cumulative - Total	0
Member of the State Assembly - Total	4,407
Board of Equalization (State)	
Board Of Equalization	
Poll Place	4,407
Vote by Mail	4,407
Mail Ballot	4,407
Board Of Equalization - Total	4,407
Cumulative	
Poll Place	0
Vote by Mail	0
Mail Ballot	0
Cumulative - Total	0
Board of Equalization (State) - Total	4,407
County	
Kern County	
Poll Place	4,407
Vote by Mail	4,407
Mail Ballot	4,407
Kern County - Total	4,407
Cumulative	
Poll Place	0
Vote by Mail	0

District	JOHN I. GRACE		STEVE MILES	
Vote by Mail	1,183	23.39%	508	10.05%
Mail Ballot	0	0.00%	0	0.00%
34th Assembly District - Total	1,435	23.89%	652	10.86%
Cumulative				
Poll Place	0		0	
Vote by Mail	0		0	
Mail Ballot	0		0	
Cumulative - Total	0		0	
Member of the State Assembly - Total	1,435	23.89%	652	10.86%
Board of Equalization (State)				
Board Of Equalization				
Poll Place	252	26.58%	144	15.19%
Vote by Mail	1,183	23.39%	508	10.05%
Mail Ballot	0	0.00%	0	0.00%
Board Of Equalization - Total	1,435	23.89%	652	10.86%
Cumulative				
Poll Place	0		0	
Vote by Mail	0		0	
Mail Ballot	0		0	
Cumulative - Total	0		0	
Board of Equalization (State) - Total	1,435	23.89%	652	10.86%
County				
Kern County				
Poll Place	252	26.58%	144	15.19%
Vote by Mail	1,183	23.39%	508	10.05%
Mail Ballot	0	0.00%	0	0.00%
Kern County - Total	1,435	23.89%	652	10.86%
Cumulative				
Poll Place	0		0	
Vote by Mail	0		0	

569 of 3301

Exhibit F

District	JAY CARLYN		KATHY KNEER		CHARLES JENSEN		Total Votes	Kevin Rice Qualified Write In	
Vote by Mail	851	16.83%	1,084	21.44%	1,429	28.26%	5,057	2	0.04%
Mail Ballot	0	0.00%	0	0.00%	1	100.00%	1	0	0.00%
34th Assembly District - Total	976	16.25%	1,157	19.26%	1,784	29.70%	6,006	2	0.03%
Cumulative									
Poll Place	0		0		0		0	0	
Vote by Mail	0		0		0		0	0	
Mail Ballot	0		0		0		0	0	
Cumulative - Total	0		0		0		0	0	
Member of the State Assembly - Total	976	16.25%	1,157	19.26%	1,784	29.70%	6,006	2	0.03%
Board of Equalization (State)									
Board Of Equalization									
Poll Place	125	13.19%	73	7.70%	354	37.34%	948	0	0.00%
Vote by Mail	851	16.83%	1,084	21.44%	1,429	28.26%	5,057	2	0.04%
Mail Ballot	0	0.00%	0	0.00%	1	100.00%	1	0	0.00%
Board Of Equalization - Total	976	16.25%	1,157	19.26%	1,784	29.70%	6,006	2	0.03%
Cumulative									
Poll Place	0		0		0		0	0	
Vote by Mail	0		0		0		0	0	
Mail Ballot	0		0		0		0	0	
Cumulative - Total	0		0		0		0	0	
Board of Equalization (State) - Total	976	16.25%	1,157	19.26%	1,784	29.70%	6,006	2	0.03%
County									
Kern County									
Poll Place	125	13.19%	73	7.70%	354	37.34%	948	0	0.00%
Vote by Mail	851	16.83%	1,084	21.44%	1,429	28.26%	5,057	2	0.04%
Mail Ballot	0	0.00%	0	0.00%	1	100.00%	1	0	0.00%
Kern County - Total	976	16.25%	1,157	19.26%	1,784	29.70%	6,006	2	0.03%
Cumulative									
Poll Place	0		0		0		0	0	
Vote by Mail	0		0		0		0	0	

District	Registered Voters
Mail Ballot	0
Cumulative - Total	0
County - Total	4,407
County Supervisor	
2nd Supervisorial District	
Poll Place	4,407
Vote by Mail	4,407
Mail Ballot	4,407
2nd Supervisorial District - Total	4,407
Cumulative	
Poll Place	0
Vote by Mail	0
Mail Ballot	0
Cumulative - Total	0
County Supervisor - Total	4,407
Cities	
Unincorporated	
Poll Place	4,407
Vote by Mail	4,407
Mail Ballot	4,407
Unincorporated - Total	4,407
Cumulative	
Poll Place	0
Vote by Mail	0
Mail Ballot	0
Cumulative - Total	0
Cities - Total	4,407
Unincorporated	
Unincorporated Area	
Poll Place	4,407

District	JOHN I. GRACE		STEVE MILES	
Mail Ballot	0		0	
Cumulative - Total	0		0	
County - Total	1,435	23.89%	652	10.86%
County Supervisor				
2nd Supervisorial District				
Poll Place	252	26.58%	144	15.19%
Vote by Mail	1,183	23.39%	508	10.05%
Mail Ballot	0	0.00%	0	0.00%
2nd Supervisorial District - Total	1,435	23.89%	652	10.86%
Cumulative				
Poll Place	0		0	
Vote by Mail	0		0	
Mail Ballot	0		0	
Cumulative - Total	0		0	
County Supervisor - Total	1,435	23.89%	652	10.86%
Cities				
Unincorporated				
Poll Place	252	26.58%	144	15.19%
Vote by Mail	1,183	23.39%	508	10.05%
Mail Ballot	0	0.00%	0	0.00%
Unincorporated - Total	1,435	23.89%	652	10.86%
Cumulative				
Poll Place	0		0	
Vote by Mail	0		0	
Mail Ballot	0		0	
Cumulative - Total	0		0	
Cities - Total	1,435	23.89%	652	10.86%
Unincorporated				
Unincorporated Area				
Poll Place	252	26.58%	144	15.19%

District	JAY CARLYN		KATHY KNEER		CHARLES JENSEN		Total Votes	Kevin Rice Qualified Write In	
Mail Ballot	0		0		0		0	0	
Cumulative - Total	0		0		0		0	0	
County - Total	976	16.25%	1,157	19.26%	1,784	29.70%	6,006	2	0.03%
County Supervisor									
2nd Supervisorial District									
Poll Place	125	13.19%	73	7.70%	354	37.34%	948	0	0.00%
Vote by Mail	851	16.83%	1,084	21.44%	1,429	28.26%	5,057	2	0.04%
Mail Ballot	0	0.00%	0	0.00%	1	100.00%	1	0	0.00%
2nd Supervisorial District - Total	976	16.25%	1,157	19.26%	1,784	29.70%	6,006	2	0.03%
Cumulative									
Poll Place	0		0		0		0	0	
Vote by Mail	0		0		0		0	0	
Mail Ballot	0		0		0		0	0	
Cumulative - Total	0		0		0		0	0	
County Supervisor - Total	976	16.25%	1,157	19.26%	1,784	29.70%	6,006	2	0.03%
Cities									
Unincorporated									
Poll Place	125	13.19%	73	7.70%	354	37.34%	948	0	0.00%
Vote by Mail	851	16.83%	1,084	21.44%	1,429	28.26%	5,057	2	0.04%
Mail Ballot	0	0.00%	0	0.00%	1	100.00%	1	0	0.00%
Unincorporated - Total	976	16.25%	1,157	19.26%	1,784	29.70%	6,006	2	0.03%
Cumulative									
Poll Place	0		0		0		0	0	
Vote by Mail	0		0		0		0	0	
Mail Ballot	0		0		0		0	0	
Cumulative - Total	0		0		0		0	0	
Cities - Total	976	16.25%	1,157	19.26%	1,784	29.70%	6,006	2	0.03%
Unincorporated									
Unincorporated Area									
Poll Place	125	13.19%	73	7.70%	354	37.34%	948	0	0.00%

District	Registered Voters
Vote by Mail	4,407
Mail Ballot	4,407
Unincorporated Area - Total	4,407
Cumulative	
Poll Place	0
Vote by Mail	0
Mail Ballot	0
Cumulative - Total	0
Unincorporated - Total	4,407

District	JOHN I. GRACE		STEVE MILES	
Vote by Mail	1,183	23.39%	508	10.05%
Mail Ballot	0	0.00%	0	0.00%
Unincorporated Area - Total	1,435	23.89%	652	10.86%
Cumulative				
Poll Place	0		0	
Vote by Mail	0		0	
Mail Ballot	0		0	
Cumulative - Total	0		0	
Unincorporated - Total	1,435	23.89%	652	10.86%

District	JAY CARLYN		KATHY KNEER		CHARLES JENSEN		Total Votes	Kevin Rice Qualified Write In	
Vote by Mail	851	16.83%	1,084	21.44%	1,429	28.26%	5,057	2	0.04%
Mail Ballot	0	0.00%	0	0.00%	1	100.00%	1	0	0.00%
Unincorporated Area - Total	976	16.25%	1,157	19.26%	1,784	29.70%	6,006	2	0.03%
Cumulative									
Poll Place	0		0		0		0	0	
Vote by Mail	0		0		0		0	0	
Mail Ballot	0		0		0		0	0	
Cumulative - Total	0		0		0		0	0	
Unincorporated - Total	976	16.25%	1,157	19.26%	1,784	29.70%	6,006	2	0.03%

East Niles C.S.D. Director (Vote for 3)

District	Registered Voters
United States Representative	
21st Congressional District	
Poll Place	5,163
Vote by Mail	5,163
Mail Ballot	5,163
21st Congressional District - Total	5,163
23rd Congressional District	
Poll Place	9,724
Vote by Mail	9,724
Mail Ballot	9,724
23rd Congressional District - Total	9,724
Cumulative	
Poll Place	0
Vote by Mail	0
Mail Ballot	0
Cumulative - Total	0
United States Representative - Total	14,887
State Senator	
14th Senatorial District	
Poll Place	3,624
Vote by Mail	3,624
Mail Ballot	3,624
14th Senatorial District - Total	3,624
16th Senatorial District	
Poll Place	11,263
Vote by Mail	11,263

District	STEVEN A. AGUILAR	RICHARD H. HARGER
United States Representative		
21st Congressional District		
Poll Place	224 48.48%	55 11.90%
Vote by Mail	1,296 40.02%	535 16.52%
Mail Ballot	330 40.29%	147 17.95%
21st Congressional District - Total	1,850 40.94%	737 16.31%
23rd Congressional District		
Poll Place	488 41.04%	184 15.48%
Vote by Mail	2,861 35.10%	1,541 18.90%
Mail Ballot	338 33.94%	200 20.08%
23rd Congressional District - Total	3,687 35.67%	1,925 18.62%
Cumulative		
Poll Place	0	0
Vote by Mail	0	0
Mail Ballot	0	0
Cumulative - Total	0	0
United States Representative - Total	5,537 37.27%	2,662 17.92%
State Senator		
14th Senatorial District		
Poll Place	153 52.04%	29 9.86%
Vote by Mail	843 40.65%	344 16.59%
Mail Ballot	271 40.33%	120 17.86%
14th Senatorial District - Total	1,267 41.68%	493 16.22%
16th Senatorial District		
Poll Place	559 41.19%	210 15.48%
Vote by Mail	3,314 35.57%	1,732 18.59%

575 of 3301

Exhibit F

District	LAUREL POWELL		WILLIAM C. MCCALLA		Total Votes
United States Representative					
21st Congressional District					
Poll Place	98	21.21%	85	18.40%	462
Vote by Mail	746	23.04%	661	20.41%	3,238
Mail Ballot	176	21.49%	166	20.27%	819
21st Congressional District - Total	1,020	22.57%	912	20.18%	4,519
23rd Congressional District					
Poll Place	268	22.54%	249	20.94%	1,189
Vote by Mail	2,017	24.74%	1,733	21.26%	8,152
Mail Ballot	251	25.20%	207	20.78%	996
23rd Congressional District - Total	2,536	24.53%	2,189	21.18%	10,337
Cumulative					
Poll Place	0		0		0
Vote by Mail	0		0		0
Mail Ballot	0		0		0
Cumulative - Total	0		0		0
United States Representative - Total	3,556	23.94%	3,101	20.87%	14,856
State Senator					
14th Senatorial District					
Poll Place	63	21.43%	49	16.67%	294
Vote by Mail	460	22.18%	427	20.59%	2,074
Mail Ballot	146	21.73%	135	20.09%	672
14th Senatorial District - Total	669	22.01%	611	20.10%	3,040
16th Senatorial District					
Poll Place	303	22.33%	285	21.00%	1,357
Vote by Mail	2,303	24.72%	1,967	21.11%	9,316

District	Registered Voters
Mail Ballot	11,263
16th Senatorial District - Total	11,263
Cumulative	
Poll Place	0
Vote by Mail	0
Mail Ballot	0
Cumulative - Total	0
State Senator - Total	14,887
Member of the State Assembly	
32nd Assembly District	
Poll Place	8,740
Vote by Mail	8,740
Mail Ballot	8,740
32nd Assembly District - Total	8,740
34th Assembly District	
Poll Place	6,147
Vote by Mail	6,147
Mail Ballot	6,147
34th Assembly District - Total	6,147
Cumulative	
Poll Place	0
Vote by Mail	0
Mail Ballot	0
Cumulative - Total	0
Member of the State Assembly - Total	14,887
Board of Equalization (State)	
Board Of Equalization	
Poll Place	14,887

District	STEVEN A. AGUILAR		RICHARD H. HARGER	
Mail Ballot	397	34.73%	227	19.86%
16th Senatorial District - Total	4,270	36.14%	2,169	18.36%
Cumulative				
Poll Place	0		0	
Vote by Mail	0		0	
Mail Ballot	0		0	
Cumulative - Total	0		0	
State Senator - Total	5,537	37.27%	2,662	17.92%
Member of the State Assembly				
32nd Assembly District				
Poll Place	398	45.69%	119	13.66%
Vote by Mail	2,305	39.73%	945	16.29%
Mail Ballot	452	39.61%	206	18.05%
32nd Assembly District - Total	3,155	40.38%	1,270	16.25%
34th Assembly District				
Poll Place	314	40.26%	120	15.38%
Vote by Mail	1,852	33.14%	1,131	20.24%
Mail Ballot	216	32.05%	141	20.92%
34th Assembly District - Total	2,382	33.82%	1,392	19.76%
Cumulative				
Poll Place	0		0	
Vote by Mail	0		0	
Mail Ballot	0		0	
Cumulative - Total	0		0	
Member of the State Assembly - Total	5,537	37.27%	2,662	17.92%
Board of Equalization (State)				
Board Of Equalization				
Poll Place	712	43.13%	239	14.48%

District	LAUREL POWELL		WILLIAM C. MCCALLA		Total Votes
Mail Ballot	281	24.58%	238	20.82%	1,143
16th Senatorial District - Total	2,887	24.43%	2,490	21.07%	11,816
Cumulative					
Poll Place	0		0		0
Vote by Mail	0		0		0
Mail Ballot	0		0		0
Cumulative - Total	0		0		0
State Senator - Total	3,556	23.94%	3,101	20.87%	14,856
Member of the State Assembly					
32nd Assembly District					
Poll Place	197	22.62%	157	18.03%	871
Vote by Mail	1,354	23.34%	1,197	20.63%	5,801
Mail Ballot	253	22.17%	230	20.16%	1,141
32nd Assembly District - Total	1,804	23.09%	1,584	20.27%	7,813
34th Assembly District					
Poll Place	169	21.67%	177	22.69%	780
Vote by Mail	1,409	25.21%	1,197	21.42%	5,589
Mail Ballot	174	25.82%	143	21.22%	674
34th Assembly District - Total	1,752	24.88%	1,517	21.54%	7,043
Cumulative					
Poll Place	0		0		0
Vote by Mail	0		0		0
Mail Ballot	0		0		0
Cumulative - Total	0		0		0
Member of the State Assembly - Total	3,556	23.94%	3,101	20.87%	14,856
Board of Equalization (State)					
Board Of Equalization					
Poll Place	366	22.17%	334	20.23%	1,651

District	Registered Voters
Vote by Mail	14,887
Mail Ballot	14,887
Board Of Equalization - Total	14,887
Cumulative	
Poll Place	0
Vote by Mail	0
Mail Ballot	0
Cumulative - Total	0
Board of Equalization (State) - Total	14,887
County	
Kern County	
Poll Place	14,887
Vote by Mail	14,887
Mail Ballot	14,887
Kern County - Total	14,887
Cumulative	
Poll Place	0
Vote by Mail	0
Mail Ballot	0
Cumulative - Total	0
County - Total	14,887
County Supervisor	
2nd Supervisorial District	
Poll Place	70
Vote by Mail	70
Mail Ballot	70
2nd Supervisorial District - Total	70
3rd Supervisorial District	
Poll Place	2,656
Vote by Mail	2,656

District	STEVEN A. AGUILAR		RICHARD H. HARGER	
Vote by Mail	4,157	36.50%	2,076	18.23%
Mail Ballot	668	36.80%	347	19.12%
Board Of Equalization - Total	5,537	37.27%	2,662	17.92%
Cumulative				
Poll Place	0		0	
Vote by Mail	0		0	
Mail Ballot	0		0	
Cumulative - Total	0		0	
Board of Equalization (State) - Total	5,537	37.27%	2,662	17.92%
County				
Kern County				
Poll Place	712	43.13%	239	14.48%
Vote by Mail	4,157	36.50%	2,076	18.23%
Mail Ballot	668	36.80%	347	19.12%
Kern County - Total	5,537	37.27%	2,662	17.92%
Cumulative				
Poll Place	0		0	
Vote by Mail	0		0	
Mail Ballot	0		0	
Cumulative - Total	0		0	
County - Total	5,537	37.27%	2,662	17.92%
County Supervisor				
2nd Supervisorial District				
Poll Place	0		0	
Vote by Mail	0		0	
Mail Ballot	24	47.06%	6	11.76%
2nd Supervisorial District - Total	24	47.06%	6	11.76%
3rd Supervisorial District				
Poll Place	91	33.96%	53	19.78%
Vote by Mail	792	25.64%	737	23.86%
Mail Ballot	84	35.00%	47	19.58%

District	LAUREL POWELL		WILLIAM C. MCCALLA		Total Votes
Vote by Mail	2,763	24.26%	2,394	21.02%	11,390
Mail Ballot	427	23.53%	373	20.55%	1,815
Board Of Equalization - Total	3,556	23.94%	3,101	20.87%	14,856
Cumulative					
Poll Place	0		0		0
Vote by Mail	0		0		0
Mail Ballot	0		0		0
Cumulative - Total	0		0		0
Board of Equalization (State) - Total	3,556	23.94%	3,101	20.87%	14,856
County					
Kern County					
Poll Place	366	22.17%	334	20.23%	1,651
Vote by Mail	2,763	24.26%	2,394	21.02%	11,390
Mail Ballot	427	23.53%	373	20.55%	1,815
Kern County - Total	3,556	23.94%	3,101	20.87%	14,856
Cumulative					
Poll Place	0		0		0
Vote by Mail	0		0		0
Mail Ballot	0		0		0
Cumulative - Total	0		0		0
County - Total	3,556	23.94%	3,101	20.87%	14,856
County Supervisor					
2nd Supervisorial District					
Poll Place	0		0		0
Vote by Mail	0		0		0
Mail Ballot	10	19.61%	11	21.57%	51
2nd Supervisorial District - Total	10	19.61%	11	21.57%	51
3rd Supervisorial District					
Poll Place	69	25.75%	55	20.52%	268
Vote by Mail	852	27.58%	708	22.92%	3,089
Mail Ballot	56	23.33%	53	22.08%	240

District	Registered Voters
Mail Ballot	2,656
3rd Supervisorial District - Total	2,656
5th Supervisorial District	
Poll Place	12,161
Vote by Mail	12,161
Mail Ballot	12,161
5th Supervisorial District - Total	12,161
Cumulative	
Poll Place	0
Vote by Mail	0
Mail Ballot	0
Cumulative - Total	0
County Supervisor - Total	14,887
Cities	
City of Bakersfield	
Poll Place	2,227
Vote by Mail	2,227
Mail Ballot	2,227
City of Bakersfield - Total	2,227
Unincorporated	
Poll Place	12,660
Vote by Mail	12,660
Mail Ballot	12,660
Unincorporated - Total	12,660
Cumulative	
Poll Place	0
Vote by Mail	0
Mail Ballot	0
Cumulative - Total	0
Cities - Total	14,887

District	STEVEN A. AGUILAR		RICHARD H. HARGER	
3rd Supervisorial District - Total	967	26.88%	837	23.27%
5th Supervisorial District				
Poll Place	621	44.90%	186	13.45%
Vote by Mail	3,365	40.54%	1,339	16.13%
Mail Ballot	560	36.75%	294	19.29%
5th Supervisorial District - Total	4,546	40.56%	1,819	16.23%
Cumulative				
Poll Place	0		0	
Vote by Mail	0		0	
Mail Ballot	0		0	
Cumulative - Total	0		0	
County Supervisor - Total	5,537	37.27%	2,662	17.92%
Cities				
City of Bakersfield				
Poll Place	80	34.04%	45	19.15%
Vote by Mail	573	28.95%	439	22.18%
Mail Ballot	210	35.59%	115	19.49%
City of Bakersfield - Total	863	30.78%	599	21.36%
Unincorporated				
Poll Place	632	44.63%	194	13.70%
Vote by Mail	3,584	38.08%	1,637	17.39%
Mail Ballot	458	37.39%	232	18.94%
Unincorporated - Total	4,674	38.78%	2,063	17.12%
Cumulative				
Poll Place	0		0	
Vote by Mail	0		0	
Mail Ballot	0		0	
Cumulative - Total	0		0	
Cities - Total	5,537	37.27%	2,662	17.92%
Unincorporated				
Unincorporated Area				

District	LAUREL POWELL		WILLIAM C. MCCALLA		Total Votes
3rd Supervisorial District - Total	977	27.16%	816	22.69%	3,597
5th Supervisorial District					
Poll Place	297	21.48%	279	20.17%	1,383
Vote by Mail	1,911	23.02%	1,686	20.31%	8,301
Mail Ballot	361	23.69%	309	20.28%	1,524
5th Supervisorial District - Total	2,569	22.92%	2,274	20.29%	11,208
Cumulative					
Poll Place	0		0		0
Vote by Mail	0		0		0
Mail Ballot	0		0		0
Cumulative - Total	0		0		0
County Supervisor - Total	3,556	23.94%	3,101	20.87%	14,856
Cities					
City of Bakersfield					
Poll Place	62	26.38%	48	20.43%	235
Vote by Mail	544	27.49%	423	21.37%	1,979
Mail Ballot	142	24.07%	123	20.85%	590
City of Bakersfield - Total	748	26.68%	594	21.18%	2,804
Unincorporated					
Poll Place	304	21.47%	286	20.20%	1,416
Vote by Mail	2,219	23.58%	1,971	20.94%	9,411
Mail Ballot	285	23.27%	250	20.41%	1,225
Unincorporated - Total	2,808	23.30%	2,507	20.80%	12,052
Cumulative					
Poll Place	0		0		0
Vote by Mail	0		0		0
Mail Ballot	0		0		0
Cumulative - Total	0		0		0
Cities - Total	3,556	23.94%	3,101	20.87%	14,856
Unincorporated					
Unincorporated Area					

District	Registered Voters
Unincorporated	
Unincorporated Area	
Poll Place	12,937
Vote by Mail	12,937
Mail Ballot	12,937
Unincorporated Area - Total	12,937
Unincorporated	
Poll Place	1,950
Vote by Mail	1,950
Mail Ballot	1,950
Unincorporated - Total	1,950
Cumulative	
Poll Place	0
Vote by Mail	0
Mail Ballot	0
Cumulative - Total	0
Unincorporated - Total	14,887

District	STEVEN A. AGUILAR		RICHARD H. HARGER	
Poll Place	632	44.63%	194	13.70%
Vote by Mail	3,584	38.08%	1,637	17.39%
Mail Ballot	563	36.18%	303	19.47%
Unincorporated Area - Total	4,779	38.59%	2,134	17.23%
Unincorporated				
Poll Place	80	34.04%	45	19.15%
Vote by Mail	573	28.95%	439	22.18%
Mail Ballot	105	40.54%	44	16.99%
Unincorporated - Total	758	30.65%	528	21.35%
Cumulative				
Poll Place	0		0	
Vote by Mail	0		0	
Mail Ballot	0		0	
Cumulative - Total	0		0	
Unincorporated - Total	5,537	37.27%	2,662	17.92%

District	LAUREL POWELL		WILLIAM C. MCCALLA		Total Votes
Poll Place	304	21.47%	286	20.20%	1,416
Vote by Mail	2,219	23.58%	1,971	20.94%	9,411
Mail Ballot	365	23.46%	325	20.89%	1,556
Unincorporated Area - Total	2,888	23.32%	2,582	20.85%	12,383
Unincorporated					
Poll Place	62	26.38%	48	20.43%	235
Vote by Mail	544	27.49%	423	21.37%	1,979
Mail Ballot	62	23.94%	48	18.53%	259
Unincorporated - Total	668	27.01%	519	20.99%	2,473
Cumulative					
Poll Place	0		0		0
Vote by Mail	0		0		0
Mail Ballot	0		0		0
Cumulative - Total	0		0		0
Unincorporated - Total	3,556	23.94%	3,101	20.87%	14,856

Rosamond C.S.D. Director (Vote for 2)

District	Registered Voters
United States Representative	
23rd Congressional District	
Poll Place	9,530
Vote by Mail	9,530
Mail Ballot	9,530
23rd Congressional District - Total	9,530
Cumulative	
Poll Place	0
Vote by Mail	0
Mail Ballot	0
Cumulative - Total	0
United States Representative - Total	9,530
State Senator	
16th Senatorial District	
Poll Place	9,530
Vote by Mail	9,530
Mail Ballot	9,530
16th Senatorial District - Total	9,530
Cumulative	
Poll Place	0
Vote by Mail	0
Mail Ballot	0
Cumulative - Total	0
State Senator - Total	9,530
Member of the State Assembly	
36th Assembly District	
Poll Place	9,530

District	BYRON GLENNAN		ALFRED EUGENE WALLIS	
United States Representative				
23rd Congressional District				
Poll Place	572	41.36%	453	32.75%
Vote by Mail	2,810	41.08%	2,064	30.17%
Mail Ballot	28	27.45%	38	37.25%
23rd Congressional District - Total	3,410	40.96%	2,555	30.69%
Cumulative				
Poll Place	0		0	
Vote by Mail	0		0	
Mail Ballot	0		0	
Cumulative - Total	0		0	
United States Representative - Total	3,410	40.96%	2,555	30.69%
State Senator				
16th Senatorial District				
Poll Place	572	41.36%	453	32.75%
Vote by Mail	2,810	41.08%	2,064	30.17%
Mail Ballot	28	27.45%	38	37.25%
16th Senatorial District - Total	3,410	40.96%	2,555	30.69%
Cumulative				
Poll Place	0		0	
Vote by Mail	0		0	
Mail Ballot	0		0	
Cumulative - Total	0		0	
State Senator - Total	3,410	40.96%	2,555	30.69%
Member of the State Assembly				
36th Assembly District				
Poll Place	572	41.36%	453	32.75%

District	GREGORY C. WASHINGTON		Total Votes
United States Representative			
23rd Congressional District			
Poll Place	358	25.89%	1,383
Vote by Mail	1,967	28.75%	6,841
Mail Ballot	36	35.29%	102
23rd Congressional District - Total	2,361	28.36%	8,326
Cumulative			
Poll Place	0		0
Vote by Mail	0		0
Mail Ballot	0		0
Cumulative - Total	0		0
United States Representative - Total	2,361	28.36%	8,326
State Senator			
16th Senatorial District			
Poll Place	358	25.89%	1,383
Vote by Mail	1,967	28.75%	6,841
Mail Ballot	36	35.29%	102
16th Senatorial District - Total	2,361	28.36%	8,326
Cumulative			
Poll Place	0		0
Vote by Mail	0		0
Mail Ballot	0		0
Cumulative - Total	0		0
State Senator - Total	2,361	28.36%	8,326
Member of the State Assembly			
36th Assembly District			
Poll Place	358	25.89%	1,383

District	Registered Voters
Vote by Mail	9,530
Mail Ballot	9,530
36th Assembly District - Total	9,530
Cumulative	
Poll Place	0
Vote by Mail	0
Mail Ballot	0
Cumulative - Total	0
Member of the State Assembly - Total	9,530
Board of Equalization (State)	
Board Of Equalization	
Poll Place	9,530
Vote by Mail	9,530
Mail Ballot	9,530
Board Of Equalization - Total	9,530
Cumulative	
Poll Place	0
Vote by Mail	0
Mail Ballot	0
Cumulative - Total	0
Board of Equalization (State) - Total	9,530
County	
Kern County	
Poll Place	9,530
Vote by Mail	9,530
Mail Ballot	9,530
Kern County - Total	9,530
Cumulative	
Poll Place	0
Vote by Mail	0

District	BYRON GLENNAN		ALFRED EUGENE WALLIS	
Vote by Mail	2,810	41.08%	2,064	30.17%
Mail Ballot	28	27.45%	38	37.25%
36th Assembly District - Total	3,410	40.96%	2,555	30.69%
Cumulative				
Poll Place	0		0	
Vote by Mail	0		0	
Mail Ballot	0		0	
Cumulative - Total	0		0	
Member of the State Assembly - Total	3,410	40.96%	2,555	30.69%
Board of Equalization (State)				
Board Of Equalization				
Poll Place	572	41.36%	453	32.75%
Vote by Mail	2,810	41.08%	2,064	30.17%
Mail Ballot	28	27.45%	38	37.25%
Board Of Equalization - Total	3,410	40.96%	2,555	30.69%
Cumulative				
Poll Place	0		0	
Vote by Mail	0		0	
Mail Ballot	0		0	
Cumulative - Total	0		0	
Board of Equalization (State) - Total	3,410	40.96%	2,555	30.69%
County				
Kern County				
Poll Place	572	41.36%	453	32.75%
Vote by Mail	2,810	41.08%	2,064	30.17%
Mail Ballot	28	27.45%	38	37.25%
Kern County - Total	3,410	40.96%	2,555	30.69%
Cumulative				
Poll Place	0		0	
Vote by Mail	0		0	

587 of 3301

Exhibit F

District	GREGORY C. WASHINGTON		Total Votes
Vote by Mail	1,967	28.75%	6,841
Mail Ballot	36	35.29%	102
36th Assembly District - Total	2,361	28.36%	8,326
Cumulative			
Poll Place	0		0
Vote by Mail	0		0
Mail Ballot	0		0
Cumulative - Total	0		0
Member of the State Assembly - Total	2,361	28.36%	8,326
Board of Equalization (State)			
Board Of Equalization			
Poll Place	358	25.89%	1,383
Vote by Mail	1,967	28.75%	6,841
Mail Ballot	36	35.29%	102
Board Of Equalization - Total	2,361	28.36%	8,326
Cumulative			
Poll Place	0		0
Vote by Mail	0		0
Mail Ballot	0		0
Cumulative - Total	0		0
Board of Equalization (State) - Total	2,361	28.36%	8,326
County			
Kern County			
Poll Place	358	25.89%	1,383
Vote by Mail	1,967	28.75%	6,841
Mail Ballot	36	35.29%	102
Kern County - Total	2,361	28.36%	8,326
Cumulative			
Poll Place	0		0
Vote by Mail	0		0

District	Registered Voters
Mail Ballot	0
Cumulative - Total	0
County - Total	9,530
County Supervisor	
2nd Supervisorial District	
Poll Place	9,530
Vote by Mail	9,530
Mail Ballot	9,530
2nd Supervisorial District - Total	9,530
Cumulative	
Poll Place	0
Vote by Mail	0
Mail Ballot	0
Cumulative - Total	0
County Supervisor - Total	9,530
Cities	
Unincorporated	
Poll Place	9,530
Vote by Mail	9,530
Mail Ballot	9,530
Unincorporated - Total	9,530
Cumulative	
Poll Place	0
Vote by Mail	0
Mail Ballot	0
Cumulative - Total	0
Cities - Total	9,530
Unincorporated	
Unincorporated Area	
Poll Place	9,530

District	BYRON GLENNAN		ALFRED EUGENE WALLIS	
Mail Ballot	0		0	
Cumulative - Total	0		0	
County - Total	3,410	40.96%	2,555	30.69%
County Supervisor				
2nd Supervisorial District				
Poll Place	572	41.36%	453	32.75%
Vote by Mail	2,810	41.08%	2,064	30.17%
Mail Ballot	28	27.45%	38	37.25%
2nd Supervisorial District - Total	3,410	40.96%	2,555	30.69%
Cumulative				
Poll Place	0		0	
Vote by Mail	0		0	
Mail Ballot	0		0	
Cumulative - Total	0		0	
County Supervisor - Total	3,410	40.96%	2,555	30.69%
Cities				
Unincorporated				
Poll Place	572	41.36%	453	32.75%
Vote by Mail	2,810	41.08%	2,064	30.17%
Mail Ballot	28	27.45%	38	37.25%
Unincorporated - Total	3,410	40.96%	2,555	30.69%
Cumulative				
Poll Place	0		0	
Vote by Mail	0		0	
Mail Ballot	0		0	
Cumulative - Total	0		0	
Cities - Total	3,410	40.96%	2,555	30.69%
Unincorporated				
Unincorporated Area				
Poll Place	572	41.36%	453	32.75%

District	GREGORY C. WASHINGTON		Total Votes
Mail Ballot	0		0
Cumulative - Total	0		0
County - Total	2,361	28.36%	8,326
County Supervisor			
2nd Supervisorial District			
Poll Place	358	25.89%	1,383
Vote by Mail	1,967	28.75%	6,841
Mail Ballot	36	35.29%	102
2nd Supervisorial District - Total	2,361	28.36%	8,326
Cumulative			
Poll Place	0		0
Vote by Mail	0		0
Mail Ballot	0		0
Cumulative - Total	0		0
County Supervisor - Total	2,361	28.36%	8,326
Cities			
Unincorporated			
Poll Place	358	25.89%	1,383
Vote by Mail	1,967	28.75%	6,841
Mail Ballot	36	35.29%	102
Unincorporated - Total	2,361	28.36%	8,326
Cumulative			
Poll Place	0		0
Vote by Mail	0		0
Mail Ballot	0		0
Cumulative - Total	0		0
Cities - Total	2,361	28.36%	8,326
Unincorporated			
Unincorporated Area			
Poll Place	358	25.89%	1,383

District	Registered Voters
Vote by Mail	9,530
Mail Ballot	9,530
Unincorporated Area - Total	9,530
Cumulative	
Poll Place	0
Vote by Mail	0
Mail Ballot	0
Cumulative - Total	0
Unincorporated - Total	9,530

District	BYRON GLENNAN		ALFRED EUGENE WALLIS	
Vote by Mail	2,810	41.08%	2,064	30.17%
Mail Ballot	28	27.45%	38	37.25%
Unincorporated Area - Total	3,410	40.96%	2,555	30.69%
Cumulative				
Poll Place	0		0	
Vote by Mail	0		0	
Mail Ballot	0		0	
Cumulative - Total	0		0	
Unincorporated - Total	3,410	40.96%	2,555	30.69%

District	GREGORY C. WASHINGTON		Total Votes
Vote by Mail	1,967	28.75%	6,841
Mail Ballot	36	35.29%	102
Unincorporated Area - Total	2,361	28.36%	8,326
Cumulative			
Poll Place	0		0
Vote by Mail	0		0
Mail Ballot	0		0
Cumulative - Total	0		0
Unincorporated - Total	2,361	28.36%	8,326

Kern Valley Healthcare Director-Full Term (Vote for 3)

District	Registered Voters
United States Representative	
23rd Congressional District	
Poll Place	9,132
Vote by Mail	9,132
Mail Ballot	9,132
23rd Congressional District - Total	9,132
Cumulative	
Poll Place	0
Vote by Mail	0
Mail Ballot	0
Cumulative - Total	0
United States Representative - Total	9,132
State Senator	
16th Senatorial District	
Poll Place	9,132
Vote by Mail	9,132
Mail Ballot	9,132
16th Senatorial District - Total	9,132
Cumulative	
Poll Place	0
Vote by Mail	0
Mail Ballot	0
Cumulative - Total	0
State Senator - Total	9,132
Member of the State Assembly	
26th Assembly District	
Poll Place	8,901

District	JOHN R. BLYTHE		KATHERYN S. ELCONIN	
United States Representative				
23rd Congressional District				
Poll Place	381	21.50%	410	23.14%
Vote by Mail	2,339	23.39%	2,431	24.31%
Mail Ballot	316	22.36%	343	24.27%
23rd Congressional District - Total	3,036	23.02%	3,184	24.15%
Cumulative				
Poll Place	0		0	
Vote by Mail	0		0	
Mail Ballot	0		0	
Cumulative - Total	0		0	
United States Representative - Total	3,036	23.02%	3,184	24.15%
State Senator				
16th Senatorial District				
Poll Place	381	21.50%	410	23.14%
Vote by Mail	2,339	23.39%	2,431	24.31%
Mail Ballot	316	22.36%	343	24.27%
16th Senatorial District - Total	3,036	23.02%	3,184	24.15%
Cumulative				
Poll Place	0		0	
Vote by Mail	0		0	
Mail Ballot	0		0	
Cumulative - Total	0		0	
State Senator - Total	3,036	23.02%	3,184	24.15%
Member of the State Assembly				
26th Assembly District				
Poll Place	381	21.50%	410	23.14%

593 of 3301

District	MICHAEL HESS		BARBARA ANNE CASAS		FRED CLARK		Total Votes
United States Representative							
23rd Congressional District							
Poll Place	262	14.79%	225	12.70%	494	27.88%	1,772
Vote by Mail	1,533	15.33%	1,509	15.09%	2,189	21.89%	10,001
Mail Ballot	209	14.79%	247	17.48%	298	21.09%	1,413
23rd Congressional District - Total	2,004	15.20%	1,981	15.02%	2,981	22.61%	13,186
Cumulative							
Poll Place	0		0		0		0
Vote by Mail	0		0		0		0
Mail Ballot	0		0		0		0
Cumulative - Total	0		0		0		0
United States Representative - Total	2,004	15.20%	1,981	15.02%	2,981	22.61%	13,186
State Senator							
16th Senatorial District							
Poll Place	262	14.79%	225	12.70%	494	27.88%	1,772
Vote by Mail	1,533	15.33%	1,509	15.09%	2,189	21.89%	10,001
Mail Ballot	209	14.79%	247	17.48%	298	21.09%	1,413
16th Senatorial District - Total	2,004	15.20%	1,981	15.02%	2,981	22.61%	13,186
Cumulative							
Poll Place	0		0		0		0
Vote by Mail	0		0		0		0
Mail Ballot	0		0		0		0
Cumulative - Total	0		0		0		0
State Senator - Total	2,004	15.20%	1,981	15.02%	2,981	22.61%	13,186
Member of the State Assembly							
26th Assembly District							
Poll Place	262	14.79%	225	12.70%	494	27.88%	1,772

District	Registered Voters
Vote by Mail	8,901
Mail Ballot	8,901
26th Assembly District - Total	8,901
34th Assembly District	
Poll Place	231
Vote by Mail	231
Mail Ballot	231
34th Assembly District - Total	231
Cumulative	
Poll Place	0
Vote by Mail	0
Mail Ballot	0
Cumulative - Total	0
Member of the State Assembly - Total	9,132
Board of Equalization (State)	
Board Of Equalization	
Poll Place	9,132
Vote by Mail	9,132
Mail Ballot	9,132
Board Of Equalization - Total	9,132
Cumulative	
Poll Place	0
Vote by Mail	0
Mail Ballot	0
Cumulative - Total	0
Board of Equalization (State) - Total	9,132
County	
Kern County	
Poll Place	9,132
Vote by Mail	9,132

District	JOHN R. BLYTHE		KATHERYN S ELCONIN	
Vote by Mail	2,339	23.39%	2,431	24.31%
Mail Ballot	228	21.71%	257	24.48%
26th Assembly District - Total	2,948	22.99%	3,098	24.16%
34th Assembly District				
Poll Place	0		0	
Vote by Mail	0		0	
Mail Ballot	88	24.24%	86	23.69%
34th Assembly District - Total	88	24.24%	86	23.69%
Cumulative				
Poll Place	0		0	
Vote by Mail	0		0	
Mail Ballot	0		0	
Cumulative - Total	0		0	
Member of the State Assembly - Total	3,036	23.02%	3,184	24.15%
Board of Equalization (State)				
Board Of Equalization				
Poll Place	381	21.50%	410	23.14%
Vote by Mail	2,339	23.39%	2,431	24.31%
Mail Ballot	316	22.36%	343	24.27%
Board Of Equalization - Total	3,036	23.02%	3,184	24.15%
Cumulative				
Poll Place	0		0	
Vote by Mail	0		0	
Mail Ballot	0		0	
Cumulative - Total	0		0	
Board of Equalization (State) - Total	3,036	23.02%	3,184	24.15%
County				
Kern County				
Poll Place	381	21.50%	410	23.14%
Vote by Mail	2,339	23.39%	2,431	24.31%

District	MICHAEL HESS		BARBARA ANNE CASAS		FRED CLARK		Total Votes
Vote by Mail	1,533	15.33%	1,509	15.09%	2,189	21.89%	10,001
Mail Ballot	162	15.43%	182	17.33%	221	21.05%	1,050
26th Assembly District - Total	1,957	15.26%	1,916	14.94%	2,904	22.65%	12,823
34th Assembly District							
Poll Place	0		0		0		0
Vote by Mail	0		0		0		0
Mail Ballot	47	12.95%	65	17.91%	77	21.21%	363
34th Assembly District - Total	47	12.95%	65	17.91%	77	21.21%	363
Cumulative							
Poll Place	0		0		0		0
Vote by Mail	0		0		0		0
Mail Ballot	0		0		0		0
Cumulative - Total	0		0		0		0
Member of the State Assembly - Total	2,004	15.20%	1,981	15.02%	2,981	22.61%	13,186
Board of Equalization (State)							
Board Of Equalization							
Poll Place	262	14.79%	225	12.70%	494	27.88%	1,772
Vote by Mail	1,533	15.33%	1,509	15.09%	2,189	21.89%	10,001
Mail Ballot	209	14.79%	247	17.48%	298	21.09%	1,413
Board Of Equalization - Total	2,004	15.20%	1,981	15.02%	2,981	22.61%	13,186
Cumulative							
Poll Place	0		0		0		0
Vote by Mail	0		0		0		0
Mail Ballot	0		0		0		0
Cumulative - Total	0		0		0		0
Board of Equalization (State) - Total	2,004	15.20%	1,981	15.02%	2,981	22.61%	13,186
County							
Kern County							
Poll Place	262	14.79%	225	12.70%	494	27.88%	1,772
Vote by Mail	1,533	15.33%	1,509	15.09%	2,189	21.89%	10,001

596 of 3301

Exhibit F

District	Registered Voters
Mail Ballot	9,132
Kern County - Total	9,132
Cumulative	
Poll Place	0
Vote by Mail	0
Mail Ballot	0
Cumulative - Total	0
County - Total	9,132
County Supervisor	
1st Supervisorial District	
Poll Place	9,120
Vote by Mail	9,120
Mail Ballot	9,120
1st Supervisorial District - Total	9,120
2nd Supervisorial District	
Poll Place	12
Vote by Mail	12
Mail Ballot	12
2nd Supervisorial District - Total	12
Cumulative	
Poll Place	0
Vote by Mail	0
Mail Ballot	0
Cumulative - Total	0
County Supervisor - Total	9,132
Cities	
Unincorporated	
Poll Place	9,132
Vote by Mail	9,132

District	JOHN R. BLYTHE		KATHERYN S ELCONIN	
Mail Ballot	316	22.36%	343	24.27%
Kern County - Total	3,036	23.02%	3,184	24.15%
Cumulative				
Poll Place	0		0	
Vote by Mail	0		0	
Mail Ballot	0		0	
Cumulative - Total	0		0	
County - Total	3,036	23.02%	3,184	24.15%
County Supervisor				
1st Supervisorial District				
Poll Place	381	21.50%	410	23.14%
Vote by Mail	2,339	23.39%	2,431	24.31%
Mail Ballot	314	22.49%	339	24.28%
1st Supervisorial District - Total	3,034	23.04%	3,180	24.15%
2nd Supervisorial District				
Poll Place	0		0	
Vote by Mail	0		0	
Mail Ballot	2	11.76%	4	23.53%
2nd Supervisorial District - Total	2	11.76%	4	23.53%
Cumulative				
Poll Place	0		0	
Vote by Mail	0		0	
Mail Ballot	0		0	
Cumulative - Total	0		0	
County Supervisor - Total	3,036	23.02%	3,184	24.15%
Cities				
Unincorporated				
Poll Place	381	21.50%	410	23.14%
Vote by Mail	2,339	23.39%	2,431	24.31%

District	MICHAEL HESS		BARBARA ANNE CASAS		FRED CLARK		Total Votes
Mail Ballot	209	14.79%	247	17.48%	298	21.09%	1,413
Kern County - Total	2,004	15.20%	1,981	15.02%	2,981	22.61%	13,186
Cumulative							
Poll Place	0		0		0		0
Vote by Mail	0		0		0		0
Mail Ballot	0		0		0		0
Cumulative - Total	0		0		0		0
County - Total	2,004	15.20%	1,981	15.02%	2,981	22.61%	13,186
County Supervisor							
1st Supervisorial District							
Poll Place	262	14.79%	225	12.70%	494	27.88%	1,772
Vote by Mail	1,533	15.33%	1,509	15.09%	2,189	21.89%	10,001
Mail Ballot	206	14.76%	246	17.62%	291	20.85%	1,396
1st Supervisorial District - Total	2,001	15.19%	1,980	15.04%	2,974	22.58%	13,169
2nd Supervisorial District							
Poll Place	0		0		0		0
Vote by Mail	0		0		0		0
Mail Ballot	3	17.65%	1	5.88%	7	41.18%	17
2nd Supervisorial District - Total	3	17.65%	1	5.88%	7	41.18%	17
Cumulative							
Poll Place	0		0		0		0
Vote by Mail	0		0		0		0
Mail Ballot	0		0		0		0
Cumulative - Total	0		0		0		0
County Supervisor - Total	2,004	15.20%	1,981	15.02%	2,981	22.61%	13,186
Cities							
Unincorporated							
Poll Place	262	14.79%	225	12.70%	494	27.88%	1,772
Vote by Mail	1,533	15.33%	1,509	15.09%	2,189	21.89%	10,001

District	Registered Voters
Mail Ballot	9,132
Unincorporated - Total	9,132
Cumulative	
Poll Place	0
Vote by Mail	0
Mail Ballot	0
Cumulative - Total	0
Cities - Total	9,132
Unincorporated	
Unincorporated Area	
Poll Place	9,132
Vote by Mail	9,132
Mail Ballot	9,132
Unincorporated Area - Total	9,132
Cumulative	
Poll Place	0
Vote by Mail	0
Mail Ballot	0
Cumulative - Total	0
Unincorporated - Total	9,132

District	JOHN R. BLYTHE		KATHERYN S ELCONIN	
Mail Ballot	316	22.36%	343	24.27%
Unincorporated - Total	3,036	23.02%	3,184	24.15%
Cumulative				
Poll Place	0		0	
Vote by Mail	0		0	
Mail Ballot	0		0	
Cumulative - Total	0		0	
Cities - Total	3,036	23.02%	3,184	24.15%
Unincorporated				
Unincorporated Area				
Poll Place	381	21.50%	410	23.14%
Vote by Mail	2,339	23.39%	2,431	24.31%
Mail Ballot	316	22.36%	343	24.27%
Unincorporated Area - Total	3,036	23.02%	3,184	24.15%
Cumulative				
Poll Place	0		0	
Vote by Mail	0		0	
Mail Ballot	0		0	
Cumulative - Total	0		0	
Unincorporated - Total	3,036	23.02%	3,184	24.15%

District	MICHAEL HESS		BARBARA ANNE CASAS		FRED CLARK		Total Votes
Mail Ballot	209	14.79%	247	17.48%	298	21.09%	1,413
Unincorporated - Total	2,004	15.20%	1,981	15.02%	2,981	22.61%	13,186
Cumulative							
Poll Place	0		0		0		0
Vote by Mail	0		0		0		0
Mail Ballot	0		0		0		0
Cumulative - Total	0		0		0		0
Cities - Total	2,004	15.20%	1,981	15.02%	2,981	22.61%	13,186
Unincorporated							
Unincorporated Area							
Poll Place	262	14.79%	225	12.70%	494	27.88%	1,772
Vote by Mail	1,533	15.33%	1,509	15.09%	2,189	21.89%	10,001
Mail Ballot	209	14.79%	247	17.48%	298	21.09%	1,413
Unincorporated Area - Total	2,004	15.20%	1,981	15.02%	2,981	22.61%	13,186
Cumulative							
Poll Place	0		0		0		0
Vote by Mail	0		0		0		0
Mail Ballot	0		0		0		0
Cumulative - Total	0		0		0		0
Unincorporated - Total	2,004	15.20%	1,981	15.02%	2,981	22.61%	13,186

Kern Valley Healthcare Director-Short Term (Vote for 1)

District	Registered Voters
United States Representative	
23rd Congressional District	
Poll Place	9,132
Vote by Mail	9,132
Mail Ballot	9,132
23rd Congressional District - Total	9,132
Cumulative	
Poll Place	0
Vote by Mail	0
Mail Ballot	0
Cumulative - Total	0
United States Representative - Total	9,132
State Senator	
16th Senatorial District	
Poll Place	9,132
Vote by Mail	9,132
Mail Ballot	9,132
16th Senatorial District - Total	9,132
Cumulative	
Poll Place	0
Vote by Mail	0
Mail Ballot	0
Cumulative - Total	0
State Senator - Total	9,132
Member of the State Assembly	
26th Assembly District	
Poll Place	8,901

District	ROSS ELLIOTT		DAVID J. FLUHART		Total Votes
United States Representative					
23rd Congressional District					
Poll Place	598	62.29%	362	37.71%	960
Vote by Mail	3,378	72.52%	1,280	27.48%	4,658
Mail Ballot	476	71.26%	192	28.74%	668
23rd Congressional District - Total	4,452	70.82%	1,834	29.18%	6,286
Cumulative					
Poll Place	0		0		0
Vote by Mail	0		0		0
Mail Ballot	0		0		0
Cumulative - Total	0		0		0
United States Representative - Total	4,452	70.82%	1,834	29.18%	6,286
State Senator					
16th Senatorial District					
Poll Place	598	62.29%	362	37.71%	960
Vote by Mail	3,378	72.52%	1,280	27.48%	4,658
Mail Ballot	476	71.26%	192	28.74%	668
16th Senatorial District - Total	4,452	70.82%	1,834	29.18%	6,286
Cumulative					
Poll Place	0		0		0
Vote by Mail	0		0		0
Mail Ballot	0		0		0
Cumulative - Total	0		0		0
State Senator - Total	4,452	70.82%	1,834	29.18%	6,286
Member of the State Assembly					
26th Assembly District					
Poll Place	598	62.29%	362	37.71%	960

601 of 3301

Exhibit F

District	Registered Voters
Vote by Mail	8,901
Mail Ballot	8,901
26th Assembly District - Total	8,901
34th Assembly District	
Poll Place	231
Vote by Mail	231
Mail Ballot	231
34th Assembly District - Total	231
Cumulative	
Poll Place	0
Vote by Mail	0
Mail Ballot	0
Cumulative - Total	0
Member of the State Assembly - Total	9,132
Board of Equalization (State)	
Board Of Equalization	
Poll Place	9,132
Vote by Mail	9,132
Mail Ballot	9,132
Board Of Equalization - Total	9,132
Cumulative	
Poll Place	0
Vote by Mail	0
Mail Ballot	0
Cumulative - Total	0
Board of Equalization (State) - Total	9,132
County	
Kern County	
Poll Place	9,132
Vote by Mail	9,132

District	ROSS ELLIOTT		DAVID J. FLUHART		Total Votes
Vote by Mail	3,378	72.52%	1,280	27.48%	4,658
Mail Ballot	359	71.80%	141	28.20%	500
26th Assembly District - Total	4,335	70.86%	1,783	29.14%	6,118
34th Assembly District					
Poll Place	0		0		0
Vote by Mail	0		0		0
Mail Ballot	117	69.64%	51	30.36%	168
34th Assembly District - Total	117	69.64%	51	30.36%	168
Cumulative					
Poll Place	0		0		0
Vote by Mail	0		0		0
Mail Ballot	0		0		0
Cumulative - Total	0		0		0
Member of the State Assembly - Total	4,452	70.82%	1,834	29.18%	6,286
Board of Equalization (State)					
Board Of Equalization					
Poll Place	598	62.29%	362	37.71%	960
Vote by Mail	3,378	72.52%	1,280	27.48%	4,658
Mail Ballot	476	71.26%	192	28.74%	668
Board Of Equalization - Total	4,452	70.82%	1,834	29.18%	6,286
Cumulative					
Poll Place	0		0		0
Vote by Mail	0		0		0
Mail Ballot	0		0		0
Cumulative - Total	0		0		0
Board of Equalization (State) - Total	4,452	70.82%	1,834	29.18%	6,286
County					
Kern County					
Poll Place	598	62.29%	362	37.71%	960
Vote by Mail	3,378	72.52%	1,280	27.48%	4,658

District	Registered Voters
Mail Ballot	9,132
Kern County - Total	9,132
Cumulative	
Poll Place	0
Vote by Mail	0
Mail Ballot	0
Cumulative - Total	0
County - Total	9,132
County Supervisor	
1st Supervisorial District	
Poll Place	9,120
Vote by Mail	9,120
Mail Ballot	9,120
1st Supervisorial District - Total	9,120
2nd Supervisorial District	
Poll Place	12
Vote by Mail	12
Mail Ballot	12
2nd Supervisorial District - Total	12
Cumulative	
Poll Place	0
Vote by Mail	0
Mail Ballot	0
Cumulative - Total	0
County Supervisor - Total	9,132
Cities	
Unincorporated	
Poll Place	9,132
Vote by Mail	9,132

District	ROSS ELLIOTT		DAVID J. FLUHART		Total Votes
Mail Ballot	476	71.26%	192	28.74%	668
Kern County - Total	4,452	70.82%	1,834	29.18%	6,286
Cumulative					
Poll Place	0		0		0
Vote by Mail	0		0		0
Mail Ballot	0		0		0
Cumulative - Total	0		0		0
County - Total	4,452	70.82%	1,834	29.18%	6,286
County Supervisor					
1st Supervisorial District					
Poll Place	598	62.29%	362	37.71%	960
Vote by Mail	3,378	72.52%	1,280	27.48%	4,658
Mail Ballot	469	71.28%	189	28.72%	658
1st Supervisorial District - Total	4,445	70.83%	1,831	29.17%	6,276
2nd Supervisorial District					
Poll Place	0		0		0
Vote by Mail	0		0		0
Mail Ballot	7	70.00%	3	30.00%	10
2nd Supervisorial District - Total	7	70.00%	3	30.00%	10
Cumulative					
Poll Place	0		0		0
Vote by Mail	0		0		0
Mail Ballot	0		0		0
Cumulative - Total	0		0		0
County Supervisor - Total	4,452	70.82%	1,834	29.18%	6,286
Cities					
Unincorporated					
Poll Place	598	62.29%	362	37.71%	960
Vote by Mail	3,378	72.52%	1,280	27.48%	4,658

District	Registered Voters
Mail Ballot	9,132
Unincorporated - Total	9,132
Cumulative	
Poll Place	0
Vote by Mail	0
Mail Ballot	0
Cumulative - Total	0
Cities - Total	9,132
Unincorporated	
Unincorporated Area	
Poll Place	9,132
Vote by Mail	9,132
Mail Ballot	9,132
Unincorporated Area - Total	9,132
Cumulative	
Poll Place	0
Vote by Mail	0
Mail Ballot	0
Cumulative - Total	0
Unincorporated - Total	9,132

District	ROSS ELLIOTT		DAVID J. FLUHART		Total Votes
Mail Ballot	476	71.26%	192	28.74%	668
Unincorporated - Total	4,452	70.82%	1,834	29.18%	6,286
Cumulative					
Poll Place	0		0		0
Vote by Mail	0		0		0
Mail Ballot	0		0		0
Cumulative - Total	0		0		0
Cities - Total	4,452	70.82%	1,834	29.18%	6,286
Unincorporated					
Unincorporated Area					
Poll Place	598	62.29%	362	37.71%	960
Vote by Mail	3,378	72.52%	1,280	27.48%	4,658
Mail Ballot	476	71.26%	192	28.74%	668
Unincorporated Area - Total	4,452	70.82%	1,834	29.18%	6,286
Cumulative					
Poll Place	0		0		0
Vote by Mail	0		0		0
Mail Ballot	0		0		0
Cumulative - Total	0		0		0
Unincorporated - Total	4,452	70.82%	1,834	29.18%	6,286

Southwest Healthcare Director (Vote for 3)

District	Registered Voters
United States Representative	
21st Congressional District	
Poll Place	0
Vote by Mail	0
Mail Ballot	0
21st Congressional District - Total	0
23rd Congressional District	
Poll Place	4,989
Vote by Mail	4,989
Mail Ballot	4,989
23rd Congressional District - Total	4,989
Cumulative	
Poll Place	0
Vote by Mail	0
Mail Ballot	0
Cumulative - Total	0
United States Representative - Total	4,989
State Senator	
14th Senatorial District	
Poll Place	0
Vote by Mail	0
Mail Ballot	0
14th Senatorial District - Total	0
16th Senatorial District	
Poll Place	4,989
Vote by Mail	4,989

District	CHERYL BERT		BARBARA "TOBY" BRAULT	
United States Representative				
21st Congressional District				
Poll Place	0		0	
Vote by Mail	0		0	
Mail Ballot	0		0	
21st Congressional District - Total	0		0	
23rd Congressional District				
Poll Place	341	29.81%	325	28.41%
Vote by Mail	1,458	30.66%	1,338	28.14%
Mail Ballot	93	31.74%	91	31.06%
23rd Congressional District - Total	1,892	30.56%	1,754	28.33%
Cumulative				
Poll Place	0		0	
Vote by Mail	0		0	
Mail Ballot	0		0	
Cumulative - Total	0		0	
United States Representative - Total	1,892	30.56%	1,754	28.33%
State Senator				
14th Senatorial District				
Poll Place	0		0	
Vote by Mail	0		0	
Mail Ballot	0		0	
14th Senatorial District - Total	0		0	
16th Senatorial District				
Poll Place	341	29.81%	325	28.41%
Vote by Mail	1,458	30.66%	1,338	28.14%

District	LINDA SHELDON		G RICK		Total Votes
United States Representative					
21st Congressional District					
Poll Place	0		0		0
Vote by Mail	0		0		0
Mail Ballot	0		0		0
21st Congressional District - Total	0		0		0
23rd Congressional District					
Poll Place	340	29.72%	138	12.06%	1,144
Vote by Mail	1,426	29.99%	533	11.21%	4,755
Mail Ballot	92	31.40%	17	5.80%	293
23rd Congressional District - Total	1,858	30.01%	688	11.11%	6,192
Cumulative					
Poll Place	0		0		0
Vote by Mail	0		0		0
Mail Ballot	0		0		0
Cumulative - Total	0		0		0
United States Representative - Total	1,858	30.01%	688	11.11%	6,192
State Senator					
14th Senatorial District					
Poll Place	0		0		0
Vote by Mail	0		0		0
Mail Ballot	0		0		0
14th Senatorial District - Total	0		0		0
16th Senatorial District					
Poll Place	340	29.72%	138	12.06%	1,144
Vote by Mail	1,426	29.99%	533	11.21%	4,755

District	Registered Voters
Mail Ballot	4,989
16th Senatorial District - Total	4,989
Cumulative	
Poll Place	0
Vote by Mail	0
Mail Ballot	0
Cumulative - Total	0
State Senator - Total	4,989
Member of the State Assembly	
32nd Assembly District	
Poll Place	0
Vote by Mail	0
Mail Ballot	0
32nd Assembly District - Total	0
34th Assembly District	
Poll Place	4,989
Vote by Mail	4,989
Mail Ballot	4,989
34th Assembly District - Total	4,989
Cumulative	
Poll Place	0
Vote by Mail	0
Mail Ballot	0
Cumulative - Total	0
Member of the State Assembly - Total	4,989
Board of Equalization (State)	
Board Of Equalization	
Poll Place	4,989

District	CHERYL BERT		BARBARA "TOBY" BRAULT	
Mail Ballot	93	31.74%	91	31.06%
16th Senatorial District - Total	1,892	30.56%	1,754	28.33%
Cumulative				
Poll Place	0		0	
Vote by Mail	0		0	
Mail Ballot	0		0	
Cumulative - Total	0		0	
State Senator - Total	1,892	30.56%	1,754	28.33%
Member of the State Assembly				
32nd Assembly District				
Poll Place	0		0	
Vote by Mail	0		0	
Mail Ballot	0		0	
32nd Assembly District - Total	0		0	
34th Assembly District				
Poll Place	341	29.81%	325	28.41%
Vote by Mail	1,458	30.66%	1,338	28.14%
Mail Ballot	93	31.74%	91	31.06%
34th Assembly District - Total	1,892	30.56%	1,754	28.33%
Cumulative				
Poll Place	0		0	
Vote by Mail	0		0	
Mail Ballot	0		0	
Cumulative - Total	0		0	
Member of the State Assembly - Total	1,892	30.56%	1,754	28.33%
Board of Equalization (State)				
Board Of Equalization				
Poll Place	341	29.81%	325	28.41%

District	LINDA SHELDON		G RICK		Total Votes
Mail Ballot	92	31.40%	17	5.80%	293
16th Senatorial District - Total	1,858	30.01%	688	11.11%	6,192
Cumulative					
Poll Place	0		0		0
Vote by Mail	0		0		0
Mail Ballot	0		0		0
Cumulative - Total	0		0		0
State Senator - Total	1,858	30.01%	688	11.11%	6,192
Member of the State Assembly					
32nd Assembly District					
Poll Place	0		0		0
Vote by Mail	0		0		0
Mail Ballot	0		0		0
32nd Assembly District - Total	0		0		0
34th Assembly District					
Poll Place	340	29.72%	138	12.06%	1,144
Vote by Mail	1,426	29.99%	533	11.21%	4,755
Mail Ballot	92	31.40%	17	5.80%	293
34th Assembly District - Total	1,858	30.01%	688	11.11%	6,192
Cumulative					
Poll Place	0		0		0
Vote by Mail	0		0		0
Mail Ballot	0		0		0
Cumulative - Total	0		0		0
Member of the State Assembly - Total	1,858	30.01%	688	11.11%	6,192
Board of Equalization (State)					
Board Of Equalization					
Poll Place	340	29.72%	138	12.06%	1,144

District	Registered Voters
Vote by Mail	4,989
Mail Ballot	4,989
Board Of Equalization - Total	4,989
Cumulative	
Poll Place	0
Vote by Mail	0
Mail Ballot	0
Cumulative - Total	0
Board of Equalization (State) - Total	4,989
County	
Kern County	
Poll Place	4,989
Vote by Mail	4,989
Mail Ballot	4,989
Kern County - Total	4,989
Cumulative	
Poll Place	0
Vote by Mail	0
Mail Ballot	0
Cumulative - Total	0
County - Total	4,989
County Supervisor	
2nd Supervisorial District	
Poll Place	4,989
Vote by Mail	4,989
Mail Ballot	4,989
2nd Supervisorial District - Total	4,989
Cumulative	
Poll Place	0
Vote by Mail	0

District	CHERYL BERT		BARBARA "TOBY" BRAULT	
Vote by Mail	1,458	30.66%	1,338	28.14%
Mail Ballot	93	31.74%	91	31.06%
Board Of Equalization - Total	1,892	30.56%	1,754	28.33%
Cumulative				
Poll Place	0		0	
Vote by Mail	0		0	
Mail Ballot	0		0	
Cumulative - Total	0		0	
Board of Equalization (State) - Total	1,892	30.56%	1,754	28.33%
County				
Kern County				
Poll Place	341	29.81%	325	28.41%
Vote by Mail	1,458	30.66%	1,338	28.14%
Mail Ballot	93	31.74%	91	31.06%
Kern County - Total	1,892	30.56%	1,754	28.33%
Cumulative				
Poll Place	0		0	
Vote by Mail	0		0	
Mail Ballot	0		0	
Cumulative - Total	0		0	
County - Total	1,892	30.56%	1,754	28.33%
County Supervisor				
2nd Supervisorial District				
Poll Place	341	29.81%	325	28.41%
Vote by Mail	1,458	30.66%	1,338	28.14%
Mail Ballot	93	31.74%	91	31.06%
2nd Supervisorial District - Total	1,892	30.56%	1,754	28.33%
Cumulative				
Poll Place	0		0	
Vote by Mail	0		0	

District	LINDA SHELDON		G RICK		Total Votes
Vote by Mail	1,426	29.99%	533	11.21%	4,755
Mail Ballot	92	31.40%	17	5.80%	293
Board Of Equalization - Total	1,858	30.01%	688	11.11%	6,192
Cumulative					
Poll Place	0		0		0
Vote by Mail	0		0		0
Mail Ballot	0		0		0
Cumulative - Total	0		0		0
Board of Equalization (State) - Total	1,858	30.01%	688	11.11%	6,192
County					
Kern County					
Poll Place	340	29.72%	138	12.06%	1,144
Vote by Mail	1,426	29.99%	533	11.21%	4,755
Mail Ballot	92	31.40%	17	5.80%	293
Kern County - Total	1,858	30.01%	688	11.11%	6,192
Cumulative					
Poll Place	0		0		0
Vote by Mail	0		0		0
Mail Ballot	0		0		0
Cumulative - Total	0		0		0
County - Total	1,858	30.01%	688	11.11%	6,192
County Supervisor					
2nd Supervisorial District					
Poll Place	340	29.72%	138	12.06%	1,144
Vote by Mail	1,426	29.99%	533	11.21%	4,755
Mail Ballot	92	31.40%	17	5.80%	293
2nd Supervisorial District - Total	1,858	30.01%	688	11.11%	6,192
Cumulative					
Poll Place	0		0		0
Vote by Mail	0		0		0

District	Registered Voters
Mail Ballot	0
Cumulative - Total	0
County Supervisor - Total	4,989
Cities	
Unincorporated	
Poll Place	4,989
Vote by Mail	4,989
Mail Ballot	4,989
Unincorporated - Total	4,989
Cumulative	
Poll Place	0
Vote by Mail	0
Mail Ballot	0
Cumulative - Total	0
Cities - Total	4,989
Unincorporated	
Unincorporated Area	
Poll Place	4,989
Vote by Mail	4,989
Mail Ballot	4,989
Unincorporated Area - Total	4,989
Cumulative	
Poll Place	0
Vote by Mail	0
Mail Ballot	0
Cumulative - Total	0
Unincorporated - Total	4,989

District	CHERYL BERT		BARBARA "TOBY" BRAULT	
Mail Ballot	0		0	
Cumulative - Total	0		0	
County Supervisor - Total	1,892	30.56%	1,754	28.33%
Cities				
Unincorporated				
Poll Place	341	29.81%	325	28.41%
Vote by Mail	1,458	30.66%	1,338	28.14%
Mail Ballot	93	31.74%	91	31.06%
Unincorporated - Total	1,892	30.56%	1,754	28.33%
Cumulative				
Poll Place	0		0	
Vote by Mail	0		0	
Mail Ballot	0		0	
Cumulative - Total	0		0	
Cities - Total	1,892	30.56%	1,754	28.33%
Unincorporated				
Unincorporated Area				
Poll Place	341	29.81%	325	28.41%
Vote by Mail	1,458	30.66%	1,338	28.14%
Mail Ballot	93	31.74%	91	31.06%
Unincorporated Area - Total	1,892	30.56%	1,754	28.33%
Cumulative				
Poll Place	0		0	
Vote by Mail	0		0	
Mail Ballot	0		0	
Cumulative - Total	0		0	
Unincorporated - Total	1,892	30.56%	1,754	28.33%

District	LINDA SHELDON		G RICK		Total Votes
Mail Ballot	0		0		0
Cumulative - Total	0		0		0
County Supervisor - Total	1,858	30.01%	688	11.11%	6,192
Cities					
Unincorporated					
Poll Place	340	29.72%	138	12.06%	1,144
Vote by Mail	1,426	29.99%	533	11.21%	4,755
Mail Ballot	92	31.40%	17	5.80%	293
Unincorporated - Total	1,858	30.01%	688	11.11%	6,192
Cumulative					
Poll Place	0		0		0
Vote by Mail	0		0		0
Mail Ballot	0		0		0
Cumulative - Total	0		0		0
Cities - Total	1,858	30.01%	688	11.11%	6,192
Unincorporated					
Unincorporated Area					
Poll Place	340	29.72%	138	12.06%	1,144
Vote by Mail	1,426	29.99%	533	11.21%	4,755
Mail Ballot	92	31.40%	17	5.80%	293
Unincorporated Area - Total	1,858	30.01%	688	11.11%	6,192
Cumulative					
Poll Place	0		0		0
Vote by Mail	0		0		0
Mail Ballot	0		0		0
Cumulative - Total	0		0		0
Unincorporated - Total	1,858	30.01%	688	11.11%	6,192

Frazier Park Public Util Director, Office 3 (Vote for 1)

District	Registered Voters
United States Representative	
23rd Congressional District	
Poll Place	1,420
Vote by Mail	1,420
Mail Ballot	1,420
23rd Congressional District - Total	1,420
Cumulative	
Poll Place	0
Vote by Mail	0
Mail Ballot	0
Cumulative - Total	0
United States Representative - Total	1,420
State Senator	
16th Senatorial District	
Poll Place	1,420
Vote by Mail	1,420
Mail Ballot	1,420
16th Senatorial District - Total	1,420
Cumulative	
Poll Place	0
Vote by Mail	0
Mail Ballot	0
Cumulative - Total	0
State Senator - Total	1,420
Member of the State Assembly	
34th Assembly District	
Poll Place	1,420

District	BRAHMA NEYMAN		G RICK		Total Votes
United States Representative					
23rd Congressional District					
Poll Place	138	73.80%	49	26.20%	187
Vote by Mail	544	74.32%	188	25.68%	732
Mail Ballot	0		0		0
23rd Congressional District - Total	682	74.21%	237	25.79%	919
Cumulative					
Poll Place	0		0		0
Vote by Mail	0		0		0
Mail Ballot	0		0		0
Cumulative - Total	0		0		0
United States Representative - Total	682	74.21%	237	25.79%	919
State Senator					
16th Senatorial District					
Poll Place	138	73.80%	49	26.20%	187
Vote by Mail	544	74.32%	188	25.68%	732
Mail Ballot	0		0		0
16th Senatorial District - Total	682	74.21%	237	25.79%	919
Cumulative					
Poll Place	0		0		0
Vote by Mail	0		0		0
Mail Ballot	0		0		0
Cumulative - Total	0		0		0
State Senator - Total	682	74.21%	237	25.79%	919
Member of the State Assembly					
34th Assembly District					
Poll Place	138	73.80%	49	26.20%	187

613 of 3301

Exhibit F

District	Registered Voters
Vote by Mail	1,420
Mail Ballot	1,420
34th Assembly District - Total	1,420
Cumulative	
Poll Place	0
Vote by Mail	0
Mail Ballot	0
Cumulative - Total	0
Member of the State Assembly - Total	1,420
Board of Equalization (State)	
Board Of Equalization	
Poll Place	1,420
Vote by Mail	1,420
Mail Ballot	1,420
Board Of Equalization - Total	1,420
Cumulative	
Poll Place	0
Vote by Mail	0
Mail Ballot	0
Cumulative - Total	0
Board of Equalization (State) - Total	1,420
County	
Kern County	
Poll Place	1,420
Vote by Mail	1,420
Mail Ballot	1,420
Kern County - Total	1,420
Cumulative	
Poll Place	0
Vote by Mail	0

District	BRAHMA NEYMAN		G RICK		Total Votes
Vote by Mail	544	74.32%	188	25.68%	732
Mail Ballot	0		0		0
34th Assembly District - Total	682	74.21%	237	25.79%	919
Cumulative					
Poll Place	0		0		0
Vote by Mail	0		0		0
Mail Ballot	0		0		0
Cumulative - Total	0		0		0
Member of the State Assembly - Total	682	74.21%	237	25.79%	919
Board of Equalization (State)					
Board Of Equalization					
Poll Place	138	73.80%	49	26.20%	187
Vote by Mail	544	74.32%	188	25.68%	732
Mail Ballot	0		0		0
Board Of Equalization - Total	682	74.21%	237	25.79%	919
Cumulative					
Poll Place	0		0		0
Vote by Mail	0		0		0
Mail Ballot	0		0		0
Cumulative - Total	0		0		0
Board of Equalization (State) - Total	682	74.21%	237	25.79%	919
County					
Kern County					
Poll Place	138	73.80%	49	26.20%	187
Vote by Mail	544	74.32%	188	25.68%	732
Mail Ballot	0		0		0
Kern County - Total	682	74.21%	237	25.79%	919
Cumulative					
Poll Place	0		0		0
Vote by Mail	0		0		0

District	Registered Voters
Mail Ballot	0
Cumulative - Total	0
County - Total	1,420
County Supervisor	
2nd Supervisorial District	
Poll Place	1,420
Vote by Mail	1,420
Mail Ballot	1,420
2nd Supervisorial District - Total	1,420
Cumulative	
Poll Place	0
Vote by Mail	0
Mail Ballot	0
Cumulative - Total	0
County Supervisor - Total	1,420
Cities	
Unincorporated	
Poll Place	1,420
Vote by Mail	1,420
Mail Ballot	1,420
Unincorporated - Total	1,420
Cumulative	
Poll Place	0
Vote by Mail	0
Mail Ballot	0
Cumulative - Total	0
Cities - Total	1,420
Unincorporated	
Unincorporated Area	
Poll Place	1,420

District	BRAHMA NEYMAN		G RICK		Total Votes
Mail Ballot	0		0		0
Cumulative - Total	0		0		0
County - Total	682	74.21%	237	25.79%	919
County Supervisor					
2nd Supervisorial District					
Poll Place	138	73.80%	49	26.20%	187
Vote by Mail	544	74.32%	188	25.68%	732
Mail Ballot	0		0		0
2nd Supervisorial District - Total	682	74.21%	237	25.79%	919
Cumulative					
Poll Place	0		0		0
Vote by Mail	0		0		0
Mail Ballot	0		0		0
Cumulative - Total	0		0		0
County Supervisor - Total	682	74.21%	237	25.79%	919
Cities					
Unincorporated					
Poll Place	138	73.80%	49	26.20%	187
Vote by Mail	544	74.32%	188	25.68%	732
Mail Ballot	0		0		0
Unincorporated - Total	682	74.21%	237	25.79%	919
Cumulative					
Poll Place	0		0		0
Vote by Mail	0		0		0
Mail Ballot	0		0		0
Cumulative - Total	0		0		0
Cities - Total	682	74.21%	237	25.79%	919
Unincorporated					
Unincorporated Area					
Poll Place	138	73.80%	49	26.20%	187

District	Registered Voters
Vote by Mail	1,420
Mail Ballot	1,420
Unincorporated Area - Total	1,420
Cumulative	
Poll Place	0
Vote by Mail	0
Mail Ballot	0
Cumulative - Total	0
Unincorporated - Total	1,420

District	BRAHMA NEYMAN		G RICK		Total Votes
Vote by Mail	544	74.32%	188	25.68%	732
Mail Ballot	0		0		0
Unincorporated Area - Total	682	74.21%	237	25.79%	919
Cumulative					
Poll Place	0		0		0
Vote by Mail	0		0		0
Mail Ballot	0		0		0
Cumulative - Total	0		0		0
Unincorporated - Total	682	74.21%	237	25.79%	919

Lamont Public Utility Director, Office 3 (Vote for 1)

District	Registered Voters
United States Representative	
21st Congressional District	
Poll Place	4,734
Vote by Mail	4,734
Mail Ballot	4,734
21st Congressional District - Total	4,734
Cumulative	
Poll Place	0
Vote by Mail	0
Mail Ballot	0
Cumulative - Total	0
United States Representative - Total	4,734
State Senator	
14th Senatorial District	
Poll Place	4,734
Vote by Mail	4,734
Mail Ballot	4,734
14th Senatorial District - Total	4,734
Cumulative	
Poll Place	0
Vote by Mail	0
Mail Ballot	0
Cumulative - Total	0
State Senator - Total	4,734
Member of the State Assembly	
32nd Assembly District	
Poll Place	4,734

District	MAYRA A. MARTINEZ		JOSE G. CRUZ		Total Votes
United States Representative					
21st Congressional District					
Poll Place	164	48.52%	174	51.48%	338
Vote by Mail	972	48.99%	1,012	51.01%	1,984
Mail Ballot	53	34.19%	102	65.81%	155
21st Congressional District - Total	1,189	48.00%	1,288	52.00%	2,477
Cumulative					
Poll Place	0		0		0
Vote by Mail	0		0		0
Mail Ballot	0		0		0
Cumulative - Total	0		0		0
United States Representative - Total	1,189	48.00%	1,288	52.00%	2,477
State Senator					
14th Senatorial District					
Poll Place	164	48.52%	174	51.48%	338
Vote by Mail	972	48.99%	1,012	51.01%	1,984
Mail Ballot	53	34.19%	102	65.81%	155
14th Senatorial District - Total	1,189	48.00%	1,288	52.00%	2,477
Cumulative					
Poll Place	0		0		0
Vote by Mail	0		0		0
Mail Ballot	0		0		0
Cumulative - Total	0		0		0
State Senator - Total	1,189	48.00%	1,288	52.00%	2,477
Member of the State Assembly					
32nd Assembly District					
Poll Place	164	48.52%	174	51.48%	338

617 of 3301

Exhibit F

District	Registered Voters
Vote by Mail	4,734
Mail Ballot	4,734
32nd Assembly District - Total	4,734
Cumulative	
Poll Place	0
Vote by Mail	0
Mail Ballot	0
Cumulative - Total	0
Member of the State Assembly - Total	4,734
Board of Equalization (State)	
Board Of Equalization	
Poll Place	4,734
Vote by Mail	4,734
Mail Ballot	4,734
Board Of Equalization - Total	4,734
Cumulative	
Poll Place	0
Vote by Mail	0
Mail Ballot	0
Cumulative - Total	0
Board of Equalization (State) - Total	4,734
County	
Kern County	
Poll Place	4,734
Vote by Mail	4,734
Mail Ballot	4,734
Kern County - Total	4,734
Cumulative	
Poll Place	0
Vote by Mail	0

District	MAYRA A. MARTINEZ		JOSE G. CRUZ		Total Votes
Vote by Mail	972	48.99%	1,012	51.01%	1,984
Mail Ballot	53	34.19%	102	65.81%	155
32nd Assembly District - Total	1,189	48.00%	1,288	52.00%	2,477
Cumulative					
Poll Place	0		0		0
Vote by Mail	0		0		0
Mail Ballot	0		0		0
Cumulative - Total	0		0		0
Member of the State Assembly - Total	1,189	48.00%	1,288	52.00%	2,477
Board of Equalization (State)					
Board Of Equalization					
Poll Place	164	48.52%	174	51.48%	338
Vote by Mail	972	48.99%	1,012	51.01%	1,984
Mail Ballot	53	34.19%	102	65.81%	155
Board Of Equalization - Total	1,189	48.00%	1,288	52.00%	2,477
Cumulative					
Poll Place	0		0		0
Vote by Mail	0		0		0
Mail Ballot	0		0		0
Cumulative - Total	0		0		0
Board of Equalization (State) - Total	1,189	48.00%	1,288	52.00%	2,477
County					
Kern County					
Poll Place	164	48.52%	174	51.48%	338
Vote by Mail	972	48.99%	1,012	51.01%	1,984
Mail Ballot	53	34.19%	102	65.81%	155
Kern County - Total	1,189	48.00%	1,288	52.00%	2,477
Cumulative					
Poll Place	0		0		0
Vote by Mail	0		0		0

618 of 3301

Exhibit F

District	Registered Voters
Mail Ballot	0
Cumulative - Total	0
County - Total	4,734
County Supervisor	
2nd Supervisorial District	
Poll Place	209
Vote by Mail	209
Mail Ballot	209
2nd Supervisorial District - Total	209
4th Supervisorial District	
Poll Place	4,525
Vote by Mail	4,525
Mail Ballot	4,525
4th Supervisorial District - Total	4,525
Cumulative	
Poll Place	0
Vote by Mail	0
Mail Ballot	0
Cumulative - Total	0
County Supervisor - Total	4,734
Cities	
Unincorporated	
Poll Place	4,734
Vote by Mail	4,734
Mail Ballot	4,734
Unincorporated - Total	4,734
Cumulative	
Poll Place	0
Vote by Mail	0

District	MAYRA A. MARTINEZ		JOSE G. CRUZ		Total Votes
Mail Ballot	0		0		0
Cumulative - Total	0		0		0
County - Total	1,189	48.00%	1,288	52.00%	2,477
County Supervisor					
2nd Supervisorial District					
Poll Place	0		0		0
Vote by Mail	0		0		0
Mail Ballot	43	32.82%	88	67.18%	131
2nd Supervisorial District - Total	43	32.82%	88	67.18%	131
4th Supervisorial District					
Poll Place	164	48.52%	174	51.48%	338
Vote by Mail	972	48.99%	1,012	51.01%	1,984
Mail Ballot	10	41.67%	14	58.33%	24
4th Supervisorial District - Total	1,146	48.85%	1,200	51.15%	2,346
Cumulative					
Poll Place	0		0		0
Vote by Mail	0		0		0
Mail Ballot	0		0		0
Cumulative - Total	0		0		0
County Supervisor - Total	1,189	48.00%	1,288	52.00%	2,477
Cities					
Unincorporated					
Poll Place	164	48.52%	174	51.48%	338
Vote by Mail	972	48.99%	1,012	51.01%	1,984
Mail Ballot	53	34.19%	102	65.81%	155
Unincorporated - Total	1,189	48.00%	1,288	52.00%	2,477
Cumulative					
Poll Place	0		0		0
Vote by Mail	0		0		0

District	Registered Voters
Mail Ballot	0
Cumulative - Total	0
Cities - Total	4,734
Unincorporated	
Unincorporated Area	
Poll Place	4,734
Vote by Mail	4,734
Mail Ballot	4,734
Unincorporated Area - Total	4,734
Cumulative	
Poll Place	0
Vote by Mail	0
Mail Ballot	0
Cumulative - Total	0
Unincorporated - Total	4,734

District	MAYRA A. MARTINEZ		JOSE G. CRUZ		Total Votes
Mail Ballot	0		0		0
Cumulative - Total	0		0		0
Cities - Total	1,189	48.00%	1,288	52.00%	2,477
Unincorporated					
Unincorporated Area					
Poll Place	164	48.52%	174	51.48%	338
Vote by Mail	972	48.99%	1,012	51.01%	1,984
Mail Ballot	53	34.19%	102	65.81%	155
Unincorporated Area - Total	1,189	48.00%	1,288	52.00%	2,477
Cumulative					
Poll Place	0		0		0
Vote by Mail	0		0		0
Mail Ballot	0		0		0
Cumulative - Total	0		0		0
Unincorporated - Total	1,189	48.00%	1,288	52.00%	2,477

Bear Mt Rec & Park Director (Vote for 3)

District	Registered Voters
United States Representative	
21st Congressional District	
Poll Place	11,016
Vote by Mail	11,016
Mail Ballot	11,016
21st Congressional District - Total	11,016
23rd Congressional District	
Poll Place	31
Vote by Mail	31
Mail Ballot	31
23rd Congressional District - Total	31
Cumulative	
Poll Place	0
Vote by Mail	0
Mail Ballot	0
Cumulative - Total	0
United States Representative - Total	11,047
State Senator	
14th Senatorial District	
Poll Place	11,005
Vote by Mail	11,005
Mail Ballot	11,005
14th Senatorial District - Total	11,005
16th Senatorial District	
Poll Place	42
Vote by Mail	42

District	FERNANDO ALONSO		DONNY HORTON	
United States Representative				
21st Congressional District				
Poll Place	417	31.14%	147	10.98%
Vote by Mail	2,402	26.53%	1,197	13.22%
Mail Ballot	273	20.73%	277	21.03%
21st Congressional District - Total	3,092	26.40%	1,621	13.84%
23rd Congressional District				
Poll Place	0		0	
Vote by Mail	0		0	
Mail Ballot	8	15.09%	15	28.30%
23rd Congressional District - Total	8	15.09%	15	28.30%
Cumulative				
Poll Place	0		0	
Vote by Mail	0		0	
Mail Ballot	0		0	
Cumulative - Total	0		0	
United States Representative - Total	3,100	26.35%	1,636	13.91%
State Senator				
14th Senatorial District				
Poll Place	417	31.14%	147	10.98%
Vote by Mail	2,402	26.53%	1,197	13.22%
Mail Ballot	273	20.94%	270	20.71%
14th Senatorial District - Total	3,092	26.43%	1,614	13.80%
16th Senatorial District				
Poll Place	0		0	
Vote by Mail	0		0	

621 of 3301

Exhibit F

District	FERNANDO PIMENTEL		PETRA MACHUCA DE VILLANUEVA		ROBERT RODRIGUEZ		Total Votes
United States Representative							
21st Congressional District							
Poll Place	387	28.90%	182	13.59%	206	15.38%	1,339
Vote by Mail	2,539	28.04%	1,595	17.61%	1,322	14.60%	9,055
Mail Ballot	283	21.49%	228	17.31%	256	19.44%	1,317
21st Congressional District - Total	3,209	27.40%	2,005	17.12%	1,784	15.23%	11,711
23rd Congressional District							
Poll Place	0		0		0		0
Vote by Mail	0		0		0		0
Mail Ballot	6	11.32%	11	20.75%	13	24.53%	53
23rd Congressional District - Total	6	11.32%	11	20.75%	13	24.53%	53
Cumulative							
Poll Place	0		0		0		0
Vote by Mail	0		0		0		0
Mail Ballot	0		0		0		0
Cumulative - Total	0		0		0		0
United States Representative - Total	3,215	27.33%	2,016	17.14%	1,797	15.28%	11,764
State Senator							
14th Senatorial District							
Poll Place	387	28.90%	182	13.59%	206	15.38%	1,339
Vote by Mail	2,539	28.04%	1,595	17.61%	1,322	14.60%	9,055
Mail Ballot	282	21.63%	225	17.25%	254	19.48%	1,304
14th Senatorial District - Total	3,208	27.42%	2,002	17.11%	1,782	15.23%	11,698
16th Senatorial District							
Poll Place	0		0		0		0
Vote by Mail	0		0		0		0

District	Registered Voters
Mail Ballot	42
16th Senatorial District - Total	42
Cumulative	
Poll Place	0
Vote by Mail	0
Mail Ballot	0
Cumulative - Total	0
State Senator - Total	11,047
Member of the State Assembly	
32nd Assembly District	
Poll Place	11,007
Vote by Mail	11,007
Mail Ballot	11,007
32nd Assembly District - Total	11,007
34th Assembly District	
Poll Place	40
Vote by Mail	40
Mail Ballot	40
34th Assembly District - Total	40
Cumulative	
Poll Place	0
Vote by Mail	0
Mail Ballot	0
Cumulative - Total	0
Member of the State Assembly - Total	11,047
Board of Equalization (State)	
Board Of Equalization	
Poll Place	11,047

District	FERNANDO ALONSO		DONNY HORTON	
Mail Ballot	8	12.12%	22	33.33%
16th Senatorial District - Total	8	12.12%	22	33.33%
Cumulative				
Poll Place	0		0	
Vote by Mail	0		0	
Mail Ballot	0		0	
Cumulative - Total	0		0	
State Senator - Total	3,100	26.35%	1,636	13.91%
Member of the State Assembly				
32nd Assembly District				
Poll Place	417	31.14%	147	10.98%
Vote by Mail	2,402	26.53%	1,197	13.22%
Mail Ballot	275	20.99%	272	20.76%
32nd Assembly District - Total	3,094	26.44%	1,616	13.81%
34th Assembly District				
Poll Place	0		0	
Vote by Mail	0		0	
Mail Ballot	6	10.00%	20	33.33%
34th Assembly District - Total	6	10.00%	20	33.33%
Cumulative				
Poll Place	0		0	
Vote by Mail	0		0	
Mail Ballot	0		0	
Cumulative - Total	0		0	
Member of the State Assembly - Total	3,100	26.35%	1,636	13.91%
Board of Equalization (State)				
Board Of Equalization				
Poll Place	417	31.14%	147	10.98%

District	FERNANDO PIMENTEL		PETRA MACHUCA DE VILLANUEVA		ROBERT RODRIGUEZ		Total Votes
Mail Ballot	7	10.61%	14	21.21%	15	22.73%	66
16th Senatorial District - Total	7	10.61%	14	21.21%	15	22.73%	66
Cumulative							
Poll Place	0		0		0		0
Vote by Mail	0		0		0		0
Mail Ballot	0		0		0		0
Cumulative - Total	0		0		0		0
State Senator - Total	3,215	27.33%	2,016	17.14%	1,797	15.28%	11,764
Member of the State Assembly							
32nd Assembly District							
Poll Place	387	28.90%	182	13.59%	206	15.38%	1,339
Vote by Mail	2,539	28.04%	1,595	17.61%	1,322	14.60%	9,055
Mail Ballot	282	21.53%	225	17.18%	256	19.54%	1,310
32nd Assembly District - Total	3,208	27.41%	2,002	17.11%	1,784	15.24%	11,704
34th Assembly District							
Poll Place	0		0		0		0
Vote by Mail	0		0		0		0
Mail Ballot	7	11.67%	14	23.33%	13	21.67%	60
34th Assembly District - Total	7	11.67%	14	23.33%	13	21.67%	60
Cumulative							
Poll Place	0		0		0		0
Vote by Mail	0		0		0		0
Mail Ballot	0		0		0		0
Cumulative - Total	0		0		0		0
Member of the State Assembly - Total	3,215	27.33%	2,016	17.14%	1,797	15.28%	11,764
Board of Equalization (State)							
Board Of Equalization							
Poll Place	387	28.90%	182	13.59%	206	15.38%	1,339

District	Registered Voters
Vote by Mail	11,047
Mail Ballot	11,047
Board Of Equalization - Total	11,047
Cumulative	
Poll Place	0
Vote by Mail	0
Mail Ballot	0
Cumulative - Total	0
Board of Equalization (State) - Total	11,047
County	
Kern County	
Poll Place	11,047
Vote by Mail	11,047
Mail Ballot	11,047
Kern County - Total	11,047
Cumulative	
Poll Place	0
Vote by Mail	0
Mail Ballot	0
Cumulative - Total	0
County - Total	11,047
County Supervisor	
2nd Supervisorial District	
Poll Place	762
Vote by Mail	762
Mail Ballot	762
2nd Supervisorial District - Total	762
4th Supervisorial District	
Poll Place	10,285
Vote by Mail	10,285

District	FERNANDO ALONSO		DONNY HORTON	
Vote by Mail	2,402	26.53%	1,197	13.22%
Mail Ballot	281	20.51%	292	21.31%
Board Of Equalization - Total	3,100	26.35%	1,636	13.91%
Cumulative				
Poll Place	0		0	
Vote by Mail	0		0	
Mail Ballot	0		0	
Cumulative - Total	0		0	
Board of Equalization (State) - Total	3,100	26.35%	1,636	13.91%
County				
Kern County				
Poll Place	417	31.14%	147	10.98%
Vote by Mail	2,402	26.53%	1,197	13.22%
Mail Ballot	281	20.51%	292	21.31%
Kern County - Total	3,100	26.35%	1,636	13.91%
Cumulative				
Poll Place	0		0	
Vote by Mail	0		0	
Mail Ballot	0		0	
Cumulative - Total	0		0	
County - Total	3,100	26.35%	1,636	13.91%
County Supervisor				
2nd Supervisorial District				
Poll Place	0		0	
Vote by Mail	0		0	
Mail Ballot	199	22.64%	171	19.45%
2nd Supervisorial District - Total	199	22.64%	171	19.45%
4th Supervisorial District				
Poll Place	417	31.14%	147	10.98%
Vote by Mail	2,402	26.53%	1,197	13.22%

District	FERNANDO PIMENTEL		PETRA MACHUCA DE VILLANUEVA		ROBERT RODRIGUEZ		Total Votes
Vote by Mail	2,539	28.04%	1,595	17.61%	1,322	14.60%	9,055
Mail Ballot	289	21.09%	239	17.45%	269	19.64%	1,370
Board Of Equalization - Total	3,215	27.33%	2,016	17.14%	1,797	15.28%	11,764
Cumulative							
Poll Place	0		0		0		0
Vote by Mail	0		0		0		0
Mail Ballot	0		0		0		0
Cumulative - Total	0		0		0		0
Board of Equalization (State) - Total	3,215	27.33%	2,016	17.14%	1,797	15.28%	11,764
County							
Kern County							
Poll Place	387	28.90%	182	13.59%	206	15.38%	1,339
Vote by Mail	2,539	28.04%	1,595	17.61%	1,322	14.60%	9,055
Mail Ballot	289	21.09%	239	17.45%	269	19.64%	1,370
Kern County - Total	3,215	27.33%	2,016	17.14%	1,797	15.28%	11,764
Cumulative							
Poll Place	0		0		0		0
Vote by Mail	0		0		0		0
Mail Ballot	0		0		0		0
Cumulative - Total	0		0		0		0
County - Total	3,215	27.33%	2,016	17.14%	1,797	15.28%	11,764
County Supervisor							
2nd Supervisorial District							
Poll Place	0		0		0		0
Vote by Mail	0		0		0		0
Mail Ballot	196	22.30%	153	17.41%	160	18.20%	879
2nd Supervisorial District - Total	196	22.30%	153	17.41%	160	18.20%	879
4th Supervisorial District							
Poll Place	387	28.90%	182	13.59%	206	15.38%	1,339
Vote by Mail	2,539	28.04%	1,595	17.61%	1,322	14.60%	9,055

District	Registered Voters
Mail Ballot	10,285
4th Supervisorial District - Total	10,285
Cumulative	
Poll Place	0
Vote by Mail	0
Mail Ballot	0
Cumulative - Total	0
County Supervisor - Total	11,047
Cities	
City of Arvin	
Poll Place	5,367
Vote by Mail	5,367
Mail Ballot	5,367
City of Arvin - Total	5,367
City of Bakersfield	
Poll Place	0
Vote by Mail	0
Mail Ballot	0
City of Bakersfield - Total	0
Unincorporated	
Poll Place	5,680
Vote by Mail	5,680
Mail Ballot	5,680
Unincorporated - Total	5,680
Cumulative	
Poll Place	0
Vote by Mail	0
Mail Ballot	0
Cumulative - Total	0
Cities - Total	11,047

District	FERNANDO ALONSO		DONNY HORTON	
Mail Ballot	82	16.70%	121	24.64%
4th Supervisorial District - Total	2,901	26.65%	1,465	13.46%
Cumulative				
Poll Place	0		0	
Vote by Mail	0		0	
Mail Ballot	0		0	
Cumulative - Total	0		0	
County Supervisor - Total	3,100	26.35%	1,636	13.91%
Cities				
City of Arvin				
Poll Place	219	29.24%	89	11.88%
Vote by Mail	1,325	25.97%	765	14.99%
Mail Ballot	0		0	
City of Arvin - Total	1,544	26.39%	854	14.60%
City of Bakersfield				
Poll Place	0		0	
Vote by Mail	0		0	
Mail Ballot	0		0	
City of Bakersfield - Total	0		0	
Unincorporated				
Poll Place	198	33.56%	58	9.83%
Vote by Mail	1,077	27.25%	432	10.93%
Mail Ballot	281	20.51%	292	21.31%
Unincorporated - Total	1,556	26.31%	782	13.23%
Cumulative				
Poll Place	0		0	
Vote by Mail	0		0	
Mail Ballot	0		0	
Cumulative - Total	0		0	
Cities - Total	3,100	26.35%	1,636	13.91%

District	FERNANDO PIMENTEL		PETRA MACHUCA DE VILLANUEVA		ROBERT RODRIGUEZ		Total Votes
Mail Ballot	93	18.94%	86	17.52%	109	22.20%	491
4th Supervisorial District - Total	3,019	27.74%	1,863	17.12%	1,637	15.04%	10,885
Cumulative							
Poll Place	0		0		0		0
Vote by Mail	0		0		0		0
Mail Ballot	0		0		0		0
Cumulative - Total	0		0		0		0
County Supervisor - Total	3,215	27.33%	2,016	17.14%	1,797	15.28%	11,764
Cities							
City of Arvin							
Poll Place	225	30.04%	92	12.28%	124	16.56%	749
Vote by Mail	1,439	28.20%	842	16.50%	731	14.33%	5,102
Mail Ballot	0		0		0		0
City of Arvin - Total	1,664	28.44%	934	15.96%	855	14.61%	5,851
City of Bakersfield							
Poll Place	0		0		0		0
Vote by Mail	0		0		0		0
Mail Ballot	0		0		0		0
City of Bakersfield - Total	0		0		0		0
Unincorporated							
Poll Place	162	27.46%	90	15.25%	82	13.90%	590
Vote by Mail	1,100	27.83%	753	19.05%	591	14.95%	3,953
Mail Ballot	289	21.09%	239	17.45%	269	19.64%	1,370
Unincorporated - Total	1,551	26.23%	1,082	18.30%	942	15.93%	5,913
Cumulative							
Poll Place	0		0		0		0
Vote by Mail	0		0		0		0
Mail Ballot	0		0		0		0
Cumulative - Total	0		0		0		0
Cities - Total	3,215	27.33%	2,016	17.14%	1,797	15.28%	11,764

District	Registered Voters
Unincorporated	
Unincorporated Area	
Poll Place	5,680
Vote by Mail	5,680
Mail Ballot	5,680
Unincorporated Area - Total	5,680
Unincorporated	
Poll Place	5,367
Vote by Mail	5,367
Mail Ballot	5,367
Unincorporated - Total	5,367
Cumulative	
Poll Place	0
Vote by Mail	0
Mail Ballot	0
Cumulative - Total	0
Unincorporated - Total	11,047

District	FERNANDO ALONSO		DONNY HORTON	
Unincorporated				
Unincorporated Area				
Poll Place	198	33.56%	58	9.83%
Vote by Mail	1,077	27.25%	432	10.93%
Mail Ballot	281	20.51%	292	21.31%
Unincorporated Area - Total	1,556	26.31%	782	13.23%
Unincorporated				
Poll Place	219	29.24%	89	11.88%
Vote by Mail	1,325	25.97%	765	14.99%
Mail Ballot	0		0	
Unincorporated - Total	1,544	26.39%	854	14.60%
Cumulative				
Poll Place	0		0	
Vote by Mail	0		0	
Mail Ballot	0		0	
Cumulative - Total	0		0	
Unincorporated - Total	3,100	26.35%	1,636	13.91%

District	FERNANDO PIMENTEL		PETRA MACHUCA DE VILLANUEVA		ROBERT RODRIGUEZ		Total Votes
Unincorporated							
Unincorporated Area							
Poll Place	162	27.46%	90	15.25%	82	13.90%	590
Vote by Mail	1,100	27.83%	753	19.05%	591	14.95%	3,953
Mail Ballot	289	21.09%	239	17.45%	269	19.64%	1,370
Unincorporated Area - Total	1,551	26.23%	1,082	18.30%	942	15.93%	5,913
Unincorporated							
Poll Place	225	30.04%	92	12.28%	124	16.56%	749
Vote by Mail	1,439	28.20%	842	16.50%	731	14.33%	5,102
Mail Ballot	0		0		0		0
Unincorporated - Total	1,664	28.44%	934	15.96%	855	14.61%	5,851
Cumulative							
Poll Place	0		0		0		0
Vote by Mail	0		0		0		0
Mail Ballot	0		0		0		0
Cumulative - Total	0		0		0		0
Unincorporated - Total	3,215	27.33%	2,016	17.14%	1,797	15.28%	11,764

Indian Wells Vly Water Director (Vote for 3)

District	Registered Voters
United States Representative	
23rd Congressional District	
Poll Place	19,195
Vote by Mail	19,195
Mail Ballot	19,195
23rd Congressional District - Total	19,195
Cumulative	
Poll Place	0
Vote by Mail	0
Mail Ballot	0
Cumulative - Total	0
United States Representative - Total	19,195
State Senator	
16th Senatorial District	
Poll Place	19,195
Vote by Mail	19,195
Mail Ballot	19,195
16th Senatorial District - Total	19,195
Cumulative	
Poll Place	0
Vote by Mail	0
Mail Ballot	0
Cumulative - Total	0
State Senator - Total	19,195
Member of the State Assembly	
34th Assembly District	
Poll Place	19,195

District	MALLORY BOYD		ANDREW GUETZKOW	
United States Representative				
23rd Congressional District				
Poll Place	821	22.09%	314	8.45%
Vote by Mail	6,113	23.52%	2,911	11.20%
Mail Ballot	0		0	
23rd Congressional District - Total	6,934	23.34%	3,225	10.85%
Cumulative				
Poll Place	0		0	
Vote by Mail	0		0	
Mail Ballot	0		0	
Cumulative - Total	0		0	
United States Representative - Total	6,934	23.34%	3,225	10.85%
State Senator				
16th Senatorial District				
Poll Place	821	22.09%	314	8.45%
Vote by Mail	6,113	23.52%	2,911	11.20%
Mail Ballot	0		0	
16th Senatorial District - Total	6,934	23.34%	3,225	10.85%
Cumulative				
Poll Place	0		0	
Vote by Mail	0		0	
Mail Ballot	0		0	
Cumulative - Total	0		0	
State Senator - Total	6,934	23.34%	3,225	10.85%
Member of the State Assembly				
34th Assembly District				
Poll Place	821	22.09%	314	8.45%

District	CHUCK GRIFFIN		CHARLES "CHUCK" CORDELL		RON KICINSKI		Total Votes
United States Representative							
23rd Congressional District							
Poll Place	1,170	31.48%	900	24.21%	512	13.77%	3,717
Vote by Mail	6,923	26.63%	5,568	21.42%	4,479	17.23%	25,994
Mail Ballot	0		0		0		0
23rd Congressional District - Total	8,093	27.24%	6,468	21.77%	4,991	16.80%	29,711
Cumulative							
Poll Place	0		0		0		0
Vote by Mail	0		0		0		0
Mail Ballot	0		0		0		0
Cumulative - Total	0		0		0		0
United States Representative - Total	8,093	27.24%	6,468	21.77%	4,991	16.80%	29,711
State Senator							
16th Senatorial District							
Poll Place	1,170	31.48%	900	24.21%	512	13.77%	3,717
Vote by Mail	6,923	26.63%	5,568	21.42%	4,479	17.23%	25,994
Mail Ballot	0		0		0		0
16th Senatorial District - Total	8,093	27.24%	6,468	21.77%	4,991	16.80%	29,711
Cumulative							
Poll Place	0		0		0		0
Vote by Mail	0		0		0		0
Mail Ballot	0		0		0		0
Cumulative - Total	0		0		0		0
State Senator - Total	8,093	27.24%	6,468	21.77%	4,991	16.80%	29,711
Member of the State Assembly							
34th Assembly District							
Poll Place	1,170	31.48%	900	24.21%	512	13.77%	3,717

632 of 3301

Exhibit F

District	Registered Voters
Vote by Mail	19,195
Mail Ballot	19,195
34th Assembly District - Total	19,195
Cumulative	
Poll Place	0
Vote by Mail	0
Mail Ballot	0
Cumulative - Total	0
Member of the State Assembly - Total	19,195
Board of Equalization (State)	
Board Of Equalization	
Poll Place	19,195
Vote by Mail	19,195
Mail Ballot	19,195
Board Of Equalization - Total	19,195
Cumulative	
Poll Place	0
Vote by Mail	0
Mail Ballot	0
Cumulative - Total	0
Board of Equalization (State) - Total	19,195
County	
Kern County	
Poll Place	19,195
Vote by Mail	19,195
Mail Ballot	19,195
Kern County - Total	19,195
Cumulative	
Poll Place	0
Vote by Mail	0

District	MALLORY BOYD		ANDREW GUETZKOW	
Vote by Mail	6,113	23.52%	2,911	11.20%
Mail Ballot	0		0	
34th Assembly District - Total	6,934	23.34%	3,225	10.85%
Cumulative				
Poll Place	0		0	
Vote by Mail	0		0	
Mail Ballot	0		0	
Cumulative - Total	0		0	
Member of the State Assembly - Total	6,934	23.34%	3,225	10.85%
Board of Equalization (State)				
Board Of Equalization				
Poll Place	821	22.09%	314	8.45%
Vote by Mail	6,113	23.52%	2,911	11.20%
Mail Ballot	0		0	
Board Of Equalization - Total	6,934	23.34%	3,225	10.85%
Cumulative				
Poll Place	0		0	
Vote by Mail	0		0	
Mail Ballot	0		0	
Cumulative - Total	0		0	
Board of Equalization (State) - Total	6,934	23.34%	3,225	10.85%
County				
Kern County				
Poll Place	821	22.09%	314	8.45%
Vote by Mail	6,113	23.52%	2,911	11.20%
Mail Ballot	0		0	
Kern County - Total	6,934	23.34%	3,225	10.85%
Cumulative				
Poll Place	0		0	
Vote by Mail	0		0	

District	CHUCK GRIFFIN		CHARLES "CHUCK" CORDELL		RON KICINSKI		Total Votes
Vote by Mail	6,923	26.63%	5,568	21.42%	4,479	17.23%	25,994
Mail Ballot	0		0		0		0
34th Assembly District - Total	8,093	27.24%	6,468	21.77%	4,991	16.80%	29,711
Cumulative							
Poll Place	0		0		0		0
Vote by Mail	0		0		0		0
Mail Ballot	0		0		0		0
Cumulative - Total	0		0		0		0
Member of the State Assembly - Total	8,093	27.24%	6,468	21.77%	4,991	16.80%	29,711
Board of Equalization (State)							
Board Of Equalization							
Poll Place	1,170	31.48%	900	24.21%	512	13.77%	3,717
Vote by Mail	6,923	26.63%	5,568	21.42%	4,479	17.23%	25,994
Mail Ballot	0		0		0		0
Board Of Equalization - Total	8,093	27.24%	6,468	21.77%	4,991	16.80%	29,711
Cumulative							
Poll Place	0		0		0		0
Vote by Mail	0		0		0		0
Mail Ballot	0		0		0		0
Cumulative - Total	0		0		0		0
Board of Equalization (State) - Total	8,093	27.24%	6,468	21.77%	4,991	16.80%	29,711
County							
Kern County							
Poll Place	1,170	31.48%	900	24.21%	512	13.77%	3,717
Vote by Mail	6,923	26.63%	5,568	21.42%	4,479	17.23%	25,994
Mail Ballot	0		0		0		0
Kern County - Total	8,093	27.24%	6,468	21.77%	4,991	16.80%	29,711
Cumulative							
Poll Place	0		0		0		0
Vote by Mail	0		0		0		0

District	Registered Voters
Mail Ballot	0
Cumulative - Total	0
County - Total	19,195
County Supervisor	
1st Supervisorial District	
Poll Place	19,195
Vote by Mail	19,195
Mail Ballot	19,195
1st Supervisorial District - Total	19,195
Cumulative	
Poll Place	0
Vote by Mail	0
Mail Ballot	0
Cumulative - Total	0
County Supervisor - Total	19,195
Cities	
City of Ridgecrest	
Poll Place	16,278
Vote by Mail	16,278
Mail Ballot	16,278
City of Ridgecrest - Total	16,278
Unincorporated	
Poll Place	2,917
Vote by Mail	2,917
Mail Ballot	2,917
Unincorporated - Total	2,917
Cumulative	
Poll Place	0
Vote by Mail	0

District	MALLORY BOYD		ANDREW GUETZKOW	
Mail Ballot	0		0	
Cumulative - Total	0		0	
County - Total	6,934	23.34%	3,225	10.85%
County Supervisor				
1st Supervisorial District				
Poll Place	821	22.09%	314	8.45%
Vote by Mail	6,113	23.52%	2,911	11.20%
Mail Ballot	0		0	
1st Supervisorial District - Total	6,934	23.34%	3,225	10.85%
Cumulative				
Poll Place	0		0	
Vote by Mail	0		0	
Mail Ballot	0		0	
Cumulative - Total	0		0	
County Supervisor - Total	6,934	23.34%	3,225	10.85%
Cities				
City of Ridgecrest				
Poll Place	690	22.89%	269	8.92%
Vote by Mail	5,193	23.81%	2,504	11.48%
Mail Ballot	0		0	
City of Ridgecrest - Total	5,883	23.69%	2,773	11.17%
Unincorporated				
Poll Place	131	18.66%	45	6.41%
Vote by Mail	920	22.01%	407	9.74%
Mail Ballot	0		0	
Unincorporated - Total	1,051	21.53%	452	9.26%
Cumulative				
Poll Place	0		0	
Vote by Mail	0		0	

District	CHUCK GRIFFIN		CHARLES "CHUCK" CORDELL		RON KICINSKI		Total Votes
Mail Ballot	0		0		0		0
Cumulative - Total	0		0		0		0
County - Total	8,093	27.24%	6,468	21.77%	4,991	16.80%	29,711
County Supervisor							
1st Supervisorial District							
Poll Place	1,170	31.48%	900	24.21%	512	13.77%	3,717
Vote by Mail	6,923	26.63%	5,568	21.42%	4,479	17.23%	25,994
Mail Ballot	0		0		0		0
1st Supervisorial District - Total	8,093	27.24%	6,468	21.77%	4,991	16.80%	29,711
Cumulative							
Poll Place	0		0		0		0
Vote by Mail	0		0		0		0
Mail Ballot	0		0		0		0
Cumulative - Total	0		0		0		0
County Supervisor - Total	8,093	27.24%	6,468	21.77%	4,991	16.80%	29,711
Cities							
City of Ridgecrest							
Poll Place	925	30.68%	726	24.08%	405	13.43%	3,015
Vote by Mail	5,781	26.50%	4,635	21.25%	3,701	16.97%	21,814
Mail Ballot	0		0		0		0
City of Ridgecrest - Total	6,706	27.01%	5,361	21.59%	4,106	16.54%	24,829
Unincorporated							
Poll Place	245	34.90%	174	24.79%	107	15.24%	702
Vote by Mail	1,142	27.32%	933	22.32%	778	18.61%	4,180
Mail Ballot	0		0		0		0
Unincorporated - Total	1,387	28.41%	1,107	22.68%	885	18.13%	4,882
Cumulative							
Poll Place	0		0		0		0
Vote by Mail	0		0		0		0

District	Registered Voters
Mail Ballot	0
Cumulative - Total	0
Cities - Total	19,195
Unincorporated	
Unincorporated Area	
Poll Place	2,917
Vote by Mail	2,917
Mail Ballot	2,917
Unincorporated Area - Total	2,917
Unincorporated	
Poll Place	16,278
Vote by Mail	16,278
Mail Ballot	16,278
Unincorporated - Total	16,278
Cumulative	
Poll Place	0
Vote by Mail	0
Mail Ballot	0
Cumulative - Total	0
Unincorporated - Total	19,195

District	MALLORY BOYD		ANDREW GUETZKOW	
Mail Ballot	0		0	
Cumulative - Total	0		0	
Cities - Total	6,934	23.34%	3,225	10.85%
Unincorporated				
Unincorporated Area				
Poll Place	131	18.66%	45	6.41%
Vote by Mail	920	22.01%	407	9.74%
Mail Ballot	0		0	
Unincorporated Area - Total	1,051	21.53%	452	9.26%
Unincorporated				
Poll Place	690	22.89%	269	8.92%
Vote by Mail	5,193	23.81%	2,504	11.48%
Mail Ballot	0		0	
Unincorporated - Total	5,883	23.69%	2,773	11.17%
Cumulative				
Poll Place	0		0	
Vote by Mail	0		0	
Mail Ballot	0		0	
Cumulative - Total	0		0	
Unincorporated - Total	6,934	23.34%	3,225	10.85%

District	CHUCK GRIFFIN		CHARLES "CHUCK" CORDELL		RON KICINSKI		Total Votes
Mail Ballot	0		0		0		0
Cumulative - Total	0		0		0		0
Cities - Total	8,093	27.24%	6,468	21.77%	4,991	16.80%	29,711
Unincorporated							
Unincorporated Area							
Poll Place	245	34.90%	174	24.79%	107	15.24%	702
Vote by Mail	1,142	27.32%	933	22.32%	778	18.61%	4,180
Mail Ballot	0		0		0		0
Unincorporated Area - Total	1,387	28.41%	1,107	22.68%	885	18.13%	4,882
Unincorporated							
Poll Place	925	30.68%	726	24.08%	405	13.43%	3,015
Vote by Mail	5,781	26.50%	4,635	21.25%	3,701	16.97%	21,814
Mail Ballot	0		0		0		0
Unincorporated - Total	6,706	27.01%	5,361	21.59%	4,106	16.54%	24,829
Cumulative							
Poll Place	0		0		0		0
Vote by Mail	0		0		0		0
Mail Ballot	0		0		0		0
Cumulative - Total	0		0		0		0
Unincorporated - Total	8,093	27.24%	6,468	21.77%	4,991	16.80%	29,711

Rand Communities Water Director (Vote for 2)

District	Registered Voters
United States Representative	
23rd Congressional District	
Poll Place	136
Vote by Mail	136
Mail Ballot	136
23rd Congressional District - Total	136
Cumulative	
Poll Place	0
Vote by Mail	0
Mail Ballot	0
Cumulative - Total	0
United States Representative - Total	136
State Senator	
16th Senatorial District	
Poll Place	136
Vote by Mail	136
Mail Ballot	136
16th Senatorial District - Total	136
Cumulative	
Poll Place	0
Vote by Mail	0
Mail Ballot	0
Cumulative - Total	0
State Senator - Total	136
Member of the State Assembly	
34th Assembly District	
Poll Place	136

District	BRET D. BALLINGER		BRENT BROWN	
United States Representative				
23rd Congressional District				
Poll Place	0		0	
Vote by Mail	0		0	
Mail Ballot	30	15.71%	46	24.08%
23rd Congressional District - Total	30	15.71%	46	24.08%
Cumulative				
Poll Place	0		0	
Vote by Mail	0		0	
Mail Ballot	0		0	
Cumulative - Total	0		0	
United States Representative - Total	30	15.71%	46	24.08%
State Senator				
16th Senatorial District				
Poll Place	0		0	
Vote by Mail	0		0	
Mail Ballot	30	15.71%	46	24.08%
16th Senatorial District - Total	30	15.71%	46	24.08%
Cumulative				
Poll Place	0		0	
Vote by Mail	0		0	
Mail Ballot	0		0	
Cumulative - Total	0		0	
State Senator - Total	30	15.71%	46	24.08%
Member of the State Assembly				
34th Assembly District				
Poll Place	0		0	

District	WILLIAM H. LIEBSCHER		NIKKI GOLDFINCH		ERNEST NAPOLIS		Total Votes
United States Representative							
23rd Congressional District							
Poll Place	0		0		0		0
Vote by Mail	0		0		0		0
Mail Ballot	19	9.95%	41	21.47%	55	28.80%	191
23rd Congressional District - Total	19	9.95%	41	21.47%	55	28.80%	191
Cumulative							
Poll Place	0		0		0		0
Vote by Mail	0		0		0		0
Mail Ballot	0		0		0		0
Cumulative - Total	0		0		0		0
United States Representative - Total	19	9.95%	41	21.47%	55	28.80%	191
State Senator							
16th Senatorial District							
Poll Place	0		0		0		0
Vote by Mail	0		0		0		0
Mail Ballot	19	9.95%	41	21.47%	55	28.80%	191
16th Senatorial District - Total	19	9.95%	41	21.47%	55	28.80%	191
Cumulative							
Poll Place	0		0		0		0
Vote by Mail	0		0		0		0
Mail Ballot	0		0		0		0
Cumulative - Total	0		0		0		0
State Senator - Total	19	9.95%	41	21.47%	55	28.80%	191
Member of the State Assembly							
34th Assembly District							
Poll Place	0		0		0		0

640 of 3301

Exhibit F

District	Registered Voters
Vote by Mail	136
Mail Ballot	136
34th Assembly District - Total	136
Cumulative	
Poll Place	0
Vote by Mail	0
Mail Ballot	0
Cumulative - Total	0
Member of the State Assembly - Total	136
Board of Equalization (State)	
Board Of Equalization	
Poll Place	136
Vote by Mail	136
Mail Ballot	136
Board Of Equalization - Total	136
Cumulative	
Poll Place	0
Vote by Mail	0
Mail Ballot	0
Cumulative - Total	0
Board of Equalization (State) - Total	136
County	
Kern County	
Poll Place	136
Vote by Mail	136
Mail Ballot	136
Kern County - Total	136
Cumulative	
Poll Place	0
Vote by Mail	0

District	BRET D. BALLINGER		BRENT BROWN	
Vote by Mail	0		0	
Mail Ballot	30	15.71%	46	24.08%
34th Assembly District - Total	30	15.71%	46	24.08%
Cumulative				
Poll Place	0		0	
Vote by Mail	0		0	
Mail Ballot	0		0	
Cumulative - Total	0		0	
Member of the State Assembly - Total	30	15.71%	46	24.08%
Board of Equalization (State)				
Board Of Equalization				
Poll Place	0		0	
Vote by Mail	0		0	
Mail Ballot	30	15.71%	46	24.08%
Board Of Equalization - Total	30	15.71%	46	24.08%
Cumulative				
Poll Place	0		0	
Vote by Mail	0		0	
Mail Ballot	0		0	
Cumulative - Total	0		0	
Board of Equalization (State) - Total	30	15.71%	46	24.08%
County				
Kern County				
Poll Place	0		0	
Vote by Mail	0		0	
Mail Ballot	30	15.71%	46	24.08%
Kern County - Total	30	15.71%	46	24.08%
Cumulative				
Poll Place	0		0	
Vote by Mail	0		0	

District	WILLIAM H. LIEBSCHER		NIKKI GOLDFINCH		ERNEST NAPOLIS		Total Votes
Vote by Mail	0		0		0		0
Mail Ballot	19	9.95%	41	21.47%	55	28.80%	191
34th Assembly District - Total	19	9.95%	41	21.47%	55	28.80%	191
Cumulative							
Poll Place	0		0		0		0
Vote by Mail	0		0		0		0
Mail Ballot	0		0		0		0
Cumulative - Total	0		0		0		0
Member of the State Assembly - Total	19	9.95%	41	21.47%	55	28.80%	191
Board of Equalization (State)							
Board Of Equalization							
Poll Place	0		0		0		0
Vote by Mail	0		0		0		0
Mail Ballot	19	9.95%	41	21.47%	55	28.80%	191
Board Of Equalization - Total	19	9.95%	41	21.47%	55	28.80%	191
Cumulative							
Poll Place	0		0		0		0
Vote by Mail	0		0		0		0
Mail Ballot	0		0		0		0
Cumulative - Total	0		0		0		0
Board of Equalization (State) - Total	19	9.95%	41	21.47%	55	28.80%	191
County							
Kern County							
Poll Place	0		0		0		0
Vote by Mail	0		0		0		0
Mail Ballot	19	9.95%	41	21.47%	55	28.80%	191
Kern County - Total	19	9.95%	41	21.47%	55	28.80%	191
Cumulative							
Poll Place	0		0		0		0
Vote by Mail	0		0		0		0

District	Registered Voters
Mail Ballot	0
Cumulative - Total	0
County - Total	136
County Supervisor	
1st Supervisorial District	
Poll Place	136
Vote by Mail	136
Mail Ballot	136
1st Supervisorial District - Total	136
2nd Supervisorial District	
Poll Place	0
Vote by Mail	0
Mail Ballot	0
2nd Supervisorial District - Total	0
Cumulative	
Poll Place	0
Vote by Mail	0
Mail Ballot	0
Cumulative - Total	0
County Supervisor - Total	136
Cities	
Unincorporated	
Poll Place	136
Vote by Mail	136
Mail Ballot	136
Unincorporated - Total	136
Cumulative	
Poll Place	0
Vote by Mail	0

District	BRET D. BALLINGER		BRENT BROWN	
Mail Ballot	0		0	
Cumulative - Total	0		0	
County - Total	30	15.71%	46	24.08%
County Supervisor				
1st Supervisorial District				
Poll Place	0		0	
Vote by Mail	0		0	
Mail Ballot	30	15.71%	46	24.08%
1st Supervisorial District - Total	30	15.71%	46	24.08%
2nd Supervisorial District				
Poll Place	0		0	
Vote by Mail	0		0	
Mail Ballot	0		0	
2nd Supervisorial District - Total	0		0	
Cumulative				
Poll Place	0		0	
Vote by Mail	0		0	
Mail Ballot	0		0	
Cumulative - Total	0		0	
County Supervisor - Total	30	15.71%	46	24.08%
Cities				
Unincorporated				
Poll Place	0		0	
Vote by Mail	0		0	
Mail Ballot	30	15.71%	46	24.08%
Unincorporated - Total	30	15.71%	46	24.08%
Cumulative				
Poll Place	0		0	
Vote by Mail	0		0	

District	WILLIAM H. LIEBSCHER		NIKKI GOLDFINCH		ERNEST NAPOLIS		Total Votes
Mail Ballot	0		0		0		0
Cumulative - Total	0		0		0		0
County - Total	19	9.95%	41	21.47%	55	28.80%	191
County Supervisor							
1st Supervisorial District							
Poll Place	0		0		0		0
Vote by Mail	0		0		0		0
Mail Ballot	19	9.95%	41	21.47%	55	28.80%	191
1st Supervisorial District - Total	19	9.95%	41	21.47%	55	28.80%	191
2nd Supervisorial District							
Poll Place	0		0		0		0
Vote by Mail	0		0		0		0
Mail Ballot	0		0		0		0
2nd Supervisorial District - Total	0		0		0		0
Cumulative							
Poll Place	0		0		0		0
Vote by Mail	0		0		0		0
Mail Ballot	0		0		0		0
Cumulative - Total	0		0		0		0
County Supervisor - Total	19	9.95%	41	21.47%	55	28.80%	191
Cities							
Unincorporated							
Poll Place	0		0		0		0
Vote by Mail	0		0		0		0
Mail Ballot	19	9.95%	41	21.47%	55	28.80%	191
Unincorporated - Total	19	9.95%	41	21.47%	55	28.80%	191
Cumulative							
Poll Place	0		0		0		0
Vote by Mail	0		0		0		0

District	Registered Voters
Mail Ballot	0
Cumulative - Total	0
Cities - Total	136
Unincorporated	
Unincorporated Area	
Poll Place	136
Vote by Mail	136
Mail Ballot	136
Unincorporated Area - Total	136
Cumulative	
Poll Place	0
Vote by Mail	0
Mail Ballot	0
Cumulative - Total	0
Unincorporated - Total	136

District	BRET D. BALLINGER		BRENT BROWN	
Mail Ballot	0		0	
Cumulative - Total	0		0	
Cities - Total	30	15.71%	46	24.08%
Unincorporated				
Unincorporated Area				
Poll Place	0		0	
Vote by Mail	0		0	
Mail Ballot	30	15.71%	46	24.08%
Unincorporated Area - Total	30	15.71%	46	24.08%
Cumulative				
Poll Place	0		0	
Vote by Mail	0		0	
Mail Ballot	0		0	
Cumulative - Total	0		0	
Unincorporated - Total	30	15.71%	46	24.08%

District	WILLIAM H. LIEBSCHER		NIKKI GOLDFINCH		ERNEST NAPOLIS		Total Votes
Mail Ballot	0		0		0		0
Cumulative - Total	0		0		0		0
Cities - Total	19	9.95%	41	21.47%	55	28.80%	191
Unincorporated							
Unincorporated Area							
Poll Place	0		0		0		0
Vote by Mail	0		0		0		0
Mail Ballot	19	9.95%	41	21.47%	55	28.80%	191
Unincorporated Area - Total	19	9.95%	41	21.47%	55	28.80%	191
Cumulative							
Poll Place	0		0		0		0
Vote by Mail	0		0		0		0
Mail Ballot	0		0		0		0
Cumulative - Total	0		0		0		0
Unincorporated - Total	19	9.95%	41	21.47%	55	28.80%	191

Tehachapi-Cummings Water Director, Division 4 (Vote for 1)

District	Registered Voters
United States Representative	
23rd Congressional District	
Poll Place	20,814
Vote by Mail	20,814
Mail Ballot	20,814
23rd Congressional District - Total	20,814
Cumulative	
Poll Place	0
Vote by Mail	0
Mail Ballot	0
Cumulative - Total	0
United States Representative - Total	20,814
State Senator	
16th Senatorial District	
Poll Place	20,814
Vote by Mail	20,814
Mail Ballot	20,814
16th Senatorial District - Total	20,814
Cumulative	
Poll Place	0
Vote by Mail	0
Mail Ballot	0
Cumulative - Total	0
State Senator - Total	20,814
Member of the State Assembly	
34th Assembly District	
Poll Place	20,814

District	RICK ZANUTTO		GERALD DAVIS		Total Votes
United States Representative					
23rd Congressional District					
Poll Place	1,178	57.92%	856	42.08%	2,034
Vote by Mail	6,912	61.18%	4,385	38.82%	11,297
Mail Ballot	556	66.19%	284	33.81%	840
23rd Congressional District - Total	8,646	61.01%	5,525	38.99%	14,171
Cumulative					
Poll Place	0		0		0
Vote by Mail	0		0		0
Mail Ballot	0		0		0
Cumulative - Total	0		0		0
United States Representative - Total	8,646	61.01%	5,525	38.99%	14,171
State Senator					
16th Senatorial District					
Poll Place	1,178	57.92%	856	42.08%	2,034
Vote by Mail	6,912	61.18%	4,385	38.82%	11,297
Mail Ballot	556	66.19%	284	33.81%	840
16th Senatorial District - Total	8,646	61.01%	5,525	38.99%	14,171
Cumulative					
Poll Place	0		0		0
Vote by Mail	0		0		0
Mail Ballot	0		0		0
Cumulative - Total	0		0		0
State Senator - Total	8,646	61.01%	5,525	38.99%	14,171
Member of the State Assembly					
34th Assembly District					
Poll Place	1,178	57.92%	856	42.08%	2,034

District	Registered Voters
Vote by Mail	20,814
Mail Ballot	20,814
34th Assembly District - Total	20,814
Cumulative	
Poll Place	0
Vote by Mail	0
Mail Ballot	0
Cumulative - Total	0
Member of the State Assembly - Total	20,814
Board of Equalization (State)	
Board Of Equalization	
Poll Place	20,814
Vote by Mail	20,814
Mail Ballot	20,814
Board Of Equalization - Total	20,814
Cumulative	
Poll Place	0
Vote by Mail	0
Mail Ballot	0
Cumulative - Total	0
Board of Equalization (State) - Total	20,814
County	
Kern County	
Poll Place	20,814
Vote by Mail	20,814
Mail Ballot	20,814
Kern County - Total	20,814
Cumulative	
Poll Place	0
Vote by Mail	0

District	RICK ZANUTTO		GERALD DAVIS		Total Votes
Vote by Mail	6,912	61.18%	4,385	38.82%	11,297
Mail Ballot	556	66.19%	284	33.81%	840
34th Assembly District - Total	8,646	61.01%	5,525	38.99%	14,171
Cumulative					
Poll Place	0		0		0
Vote by Mail	0		0		0
Mail Ballot	0		0		0
Cumulative - Total	0		0		0
Member of the State Assembly - Total	8,646	61.01%	5,525	38.99%	14,171
Board of Equalization (State)					
Board Of Equalization					
Poll Place	1,178	57.92%	856	42.08%	2,034
Vote by Mail	6,912	61.18%	4,385	38.82%	11,297
Mail Ballot	556	66.19%	284	33.81%	840
Board Of Equalization - Total	8,646	61.01%	5,525	38.99%	14,171
Cumulative					
Poll Place	0		0		0
Vote by Mail	0		0		0
Mail Ballot	0		0		0
Cumulative - Total	0		0		0
Board of Equalization (State) - Total	8,646	61.01%	5,525	38.99%	14,171
County					
Kern County					
Poll Place	1,178	57.92%	856	42.08%	2,034
Vote by Mail	6,912	61.18%	4,385	38.82%	11,297
Mail Ballot	556	66.19%	284	33.81%	840
Kern County - Total	8,646	61.01%	5,525	38.99%	14,171
Cumulative					
Poll Place	0		0		0
Vote by Mail	0		0		0

District	Registered Voters
Mail Ballot	0
Cumulative - Total	0
County - Total	20,814
County Supervisor	
2nd Supervisorial District	
Poll Place	20,814
Vote by Mail	20,814
Mail Ballot	20,814
2nd Supervisorial District - Total	20,814
Cumulative	
Poll Place	0
Vote by Mail	0
Mail Ballot	0
Cumulative - Total	0
County Supervisor - Total	20,814
Cities	
City of Tehachapi	
Poll Place	4,585
Vote by Mail	4,585
Mail Ballot	4,585
City of Tehachapi - Total	4,585
Unincorporated	
Poll Place	16,229
Vote by Mail	16,229
Mail Ballot	16,229
Unincorporated - Total	16,229
Cumulative	
Poll Place	0
Vote by Mail	0

District	RICK ZANUTTO		GERALD DAVIS		Total Votes
Mail Ballot	0		0		0
Cumulative - Total	0		0		0
County - Total	8,646	61.01%	5,525	38.99%	14,171
County Supervisor					
2nd Supervisorial District					
Poll Place	1,178	57.92%	856	42.08%	2,034
Vote by Mail	6,912	61.18%	4,385	38.82%	11,297
Mail Ballot	556	66.19%	284	33.81%	840
2nd Supervisorial District - Total	8,646	61.01%	5,525	38.99%	14,171
Cumulative					
Poll Place	0		0		0
Vote by Mail	0		0		0
Mail Ballot	0		0		0
Cumulative - Total	0		0		0
County Supervisor - Total	8,646	61.01%	5,525	38.99%	14,171
Cities					
City of Tehachapi					
Poll Place	214	53.23%	188	46.77%	402
Vote by Mail	1,353	57.57%	997	42.43%	2,350
Mail Ballot	138	74.59%	47	25.41%	185
City of Tehachapi - Total	1,705	58.05%	1,232	41.95%	2,937
Unincorporated					
Poll Place	964	59.07%	668	40.93%	1,632
Vote by Mail	5,559	62.13%	3,388	37.87%	8,947
Mail Ballot	418	63.82%	237	36.18%	655
Unincorporated - Total	6,941	61.79%	4,293	38.21%	11,234
Cumulative					
Poll Place	0		0		0
Vote by Mail	0		0		0

District	Registered Voters
Mail Ballot	0
Cumulative - Total	0
Cities - Total	20,814
Unincorporated	
Unincorporated Area	
Poll Place	16,491
Vote by Mail	16,491
Mail Ballot	16,491
Unincorporated Area - Total	16,491
Unincorporated	
Poll Place	4,323
Vote by Mail	4,323
Mail Ballot	4,323
Unincorporated - Total	4,323
Cumulative	
Poll Place	0
Vote by Mail	0
Mail Ballot	0
Cumulative - Total	0
Unincorporated - Total	20,814

District	RICK ZANUTTO		GERALD DAVIS		Total Votes
Mail Ballot	0		0		0
Cumulative - Total	0		0		0
Cities - Total	8,646	61.01%	5,525	38.99%	14,171
Unincorporated					
Unincorporated Area					
Poll Place	964	59.07%	668	40.93%	1,632
Vote by Mail	5,559	62.13%	3,388	37.87%	8,947
Mail Ballot	556	66.19%	284	33.81%	840
Unincorporated Area - Total	7,079	61.99%	4,340	38.01%	11,419
Unincorporated					
Poll Place	214	53.23%	188	46.77%	402
Vote by Mail	1,353	57.57%	997	42.43%	2,350
Mail Ballot	0		0		0
Unincorporated - Total	1,567	56.94%	1,185	43.06%	2,752
Cumulative					
Poll Place	0		0		0
Vote by Mail	0		0		0
Mail Ballot	0		0		0
Cumulative - Total	0		0		0
Unincorporated - Total	8,646	61.01%	5,525	38.99%	14,171

West Kern Water Director (Vote for 3)

District	Registered Voters
United States Representative	
21st Congressional District	
Poll Place	0
Vote by Mail	0
Mail Ballot	0
21st Congressional District - Total	0
23rd Congressional District	
Poll Place	7,820
Vote by Mail	7,820
Mail Ballot	7,820
23rd Congressional District - Total	7,820
Cumulative	
Poll Place	0
Vote by Mail	0
Mail Ballot	0
Cumulative - Total	0
United States Representative - Total	7,820
State Senator	
14th Senatorial District	
Poll Place	0
Vote by Mail	0
Mail Ballot	0
14th Senatorial District - Total	0
16th Senatorial District	
Poll Place	7,820
Vote by Mail	7,820

District	BO JO BRAVO		MELISSA LAW	
United States Representative				
21st Congressional District				
Poll Place	0		0	
Vote by Mail	0		0	
Mail Ballot	0		0	
21st Congressional District - Total	0		0	
23rd Congressional District				
Poll Place	491	24.08%	225	11.03%
Vote by Mail	2,029	22.55%	903	10.04%
Mail Ballot	198	20.75%	98	10.27%
23rd Congressional District - Total	2,718	22.67%	1,226	10.22%
Cumulative				
Poll Place	0		0	
Vote by Mail	0		0	
Mail Ballot	0		0	
Cumulative - Total	0		0	
United States Representative - Total	2,718	22.67%	1,226	10.22%
State Senator				
14th Senatorial District				
Poll Place	0		0	
Vote by Mail	0		0	
Mail Ballot	0		0	
14th Senatorial District - Total	0		0	
16th Senatorial District				
Poll Place	491	24.08%	225	11.03%
Vote by Mail	2,029	22.55%	903	10.04%

651 of 3301

Exhibit F

District	GARY JAMES MORRIS		W. ROGER MILLER JR.		MICHELLE FOUST		DAVID A. WELLS		Total Votes
United States Representative									
21st Congressional District									
Poll Place	0		0		0		0		0
Vote by Mail	0		0		0		0		0
Mail Ballot	0		0		0		0		0
21st Congressional District - Total	0		0		0		0		0
23rd Congressional District									
Poll Place	364	17.85%	294	14.42%	311	15.25%	354	17.36%	2,039
Vote by Mail	1,714	19.05%	1,417	15.75%	1,204	13.38%	1,731	19.24%	8,998
Mail Ballot	188	19.71%	160	16.77%	121	12.68%	189	19.81%	954
23rd Congressional District - Total	2,266	18.90%	1,871	15.60%	1,636	13.64%	2,274	18.96%	11,991
Cumulative									
Poll Place	0		0		0		0		0
Vote by Mail	0		0		0		0		0
Mail Ballot	0		0		0		0		0
Cumulative - Total	0		0		0		0		0
United States Representative - Total	2,266	18.90%	1,871	15.60%	1,636	13.64%	2,274	18.96%	11,991
State Senator									
14th Senatorial District									
Poll Place	0		0		0		0		0
Vote by Mail	0		0		0		0		0
Mail Ballot	0		0		0		0		0
14th Senatorial District - Total	0		0		0		0		0
16th Senatorial District									
Poll Place	364	17.85%	294	14.42%	311	15.25%	354	17.36%	2,039
Vote by Mail	1,714	19.05%	1,417	15.75%	1,204	13.38%	1,731	19.24%	8,998

652 of 3301

Exhibit F

District	Registered Voters
Mail Ballot	7,820
16th Senatorial District - Total	7,820
Cumulative	
Poll Place	0
Vote by Mail	0
Mail Ballot	0
Cumulative - Total	0
State Senator - Total	7,820
Member of the State Assembly	
32nd Assembly District	
Poll Place	0
Vote by Mail	0
Mail Ballot	0
32nd Assembly District - Total	0
34th Assembly District	
Poll Place	7,820
Vote by Mail	7,820
Mail Ballot	7,820
34th Assembly District - Total	7,820
Cumulative	
Poll Place	0
Vote by Mail	0
Mail Ballot	0
Cumulative - Total	0
Member of the State Assembly - Total	7,820
Board of Equalization (State)	
Board Of Equalization	
Poll Place	7,820

District	BO JO BRAVO		MELISSA LAW	
Mail Ballot	198	20.75%	98	10.27%
16th Senatorial District - Total	2,718	22.67%	1,226	10.22%
Cumulative				
Poll Place	0		0	
Vote by Mail	0		0	
Mail Ballot	0		0	
Cumulative - Total	0		0	
State Senator - Total	2,718	22.67%	1,226	10.22%
Member of the State Assembly				
32nd Assembly District				
Poll Place	0		0	
Vote by Mail	0		0	
Mail Ballot	0		0	
32nd Assembly District - Total	0		0	
34th Assembly District				
Poll Place	491	24.08%	225	11.03%
Vote by Mail	2,029	22.55%	903	10.04%
Mail Ballot	198	20.75%	98	10.27%
34th Assembly District - Total	2,718	22.67%	1,226	10.22%
Cumulative				
Poll Place	0		0	
Vote by Mail	0		0	
Mail Ballot	0		0	
Cumulative - Total	0		0	
Member of the State Assembly - Total	2,718	22.67%	1,226	10.22%
Board of Equalization (State)				
Board Of Equalization				
Poll Place	491	24.08%	225	11.03%

District	GARY JAMES MORRIS		W. ROGER MILLER JR.		MICHELLE FOUST		DAVID A. WELLS		Total Votes
Mail Ballot	188	19.71%	160	16.77%	121	12.68%	189	19.81%	954
16th Senatorial District - Total	2,266	18.90%	1,871	15.60%	1,636	13.64%	2,274	18.96%	11,991
Cumulative									
Poll Place	0		0		0		0		0
Vote by Mail	0		0		0		0		0
Mail Ballot	0		0		0		0		0
Cumulative - Total	0		0		0		0		0
State Senator - Total	2,266	18.90%	1,871	15.60%	1,636	13.64%	2,274	18.96%	11,991
Member of the State Assembly									
32nd Assembly District									
Poll Place	0		0		0		0		0
Vote by Mail	0		0		0		0		0
Mail Ballot	0		0		0		0		0
32nd Assembly District - Total	0		0		0		0		0
34th Assembly District									
Poll Place	364	17.85%	294	14.42%	311	15.25%	354	17.36%	2,039
Vote by Mail	1,714	19.05%	1,417	15.75%	1,204	13.38%	1,731	19.24%	8,998
Mail Ballot	188	19.71%	160	16.77%	121	12.68%	189	19.81%	954
34th Assembly District - Total	2,266	18.90%	1,871	15.60%	1,636	13.64%	2,274	18.96%	11,991
Cumulative									
Poll Place	0		0		0		0		0
Vote by Mail	0		0		0		0		0
Mail Ballot	0		0		0		0		0
Cumulative - Total	0		0		0		0		0
Member of the State Assembly - Total	2,266	18.90%	1,871	15.60%	1,636	13.64%	2,274	18.96%	11,991
Board of Equalization (State)									
Board Of Equalization									
Poll Place	364	17.85%	294	14.42%	311	15.25%	354	17.36%	2,039

District	Registered Voters
Vote by Mail	7,820
Mail Ballot	7,820
Board Of Equalization - Total	7,820
Cumulative	
Poll Place	0
Vote by Mail	0
Mail Ballot	0
Cumulative - Total	0
Board of Equalization (State) - Total	7,820
County	
Kern County	
Poll Place	7,820
Vote by Mail	7,820
Mail Ballot	7,820
Kern County - Total	7,820
Cumulative	
Poll Place	0
Vote by Mail	0
Mail Ballot	0
Cumulative - Total	0
County - Total	7,820
County Supervisor	
2nd Supervisorial District	
Poll Place	7,329
Vote by Mail	7,329
Mail Ballot	7,329
2nd Supervisorial District - Total	7,329
4th Supervisorial District	
Poll Place	491
Vote by Mail	491

District	BO JO BRAVO		MELISSA LAW	
Vote by Mail	2,029	22.55%	903	10.04%
Mail Ballot	198	20.75%	98	10.27%
Board Of Equalization - Total	2,718	22.67%	1,226	10.22%
Cumulative				
Poll Place	0		0	
Vote by Mail	0		0	
Mail Ballot	0		0	
Cumulative - Total	0		0	
Board of Equalization (State) - Total	2,718	22.67%	1,226	10.22%
County				
Kern County				
Poll Place	491	24.08%	225	11.03%
Vote by Mail	2,029	22.55%	903	10.04%
Mail Ballot	198	20.75%	98	10.27%
Kern County - Total	2,718	22.67%	1,226	10.22%
Cumulative				
Poll Place	0		0	
Vote by Mail	0		0	
Mail Ballot	0		0	
Cumulative - Total	0		0	
County - Total	2,718	22.67%	1,226	10.22%
County Supervisor				
2nd Supervisorial District				
Poll Place	491	24.08%	225	11.03%
Vote by Mail	2,029	22.55%	903	10.04%
Mail Ballot	26	18.57%	7	5.00%
2nd Supervisorial District - Total	2,546	22.78%	1,135	10.15%
4th Supervisorial District				
Poll Place	0		0	
Vote by Mail	0		0	

District	GARY JAMES MORRIS		W. ROGER MILLER JR.		MICHELLE FOUST		DAVID A. WELLS		Total Votes
Vote by Mail	1,714	19.05%	1,417	15.75%	1,204	13.38%	1,731	19.24%	8,998
Mail Ballot	188	19.71%	160	16.77%	121	12.68%	189	19.81%	954
Board Of Equalization - Total	2,266	18.90%	1,871	15.60%	1,636	13.64%	2,274	18.96%	11,991
Cumulative									
Poll Place	0		0		0		0		0
Vote by Mail	0		0		0		0		0
Mail Ballot	0		0		0		0		0
Cumulative - Total	0		0		0		0		0
Board of Equalization (State) - Total	2,266	18.90%	1,871	15.60%	1,636	13.64%	2,274	18.96%	11,991
County									
Kern County									
Poll Place	364	17.85%	294	14.42%	311	15.25%	354	17.36%	2,039
Vote by Mail	1,714	19.05%	1,417	15.75%	1,204	13.38%	1,731	19.24%	8,998
Mail Ballot	188	19.71%	160	16.77%	121	12.68%	189	19.81%	954
Kern County - Total	2,266	18.90%	1,871	15.60%	1,636	13.64%	2,274	18.96%	11,991
Cumulative									
Poll Place	0		0		0		0		0
Vote by Mail	0		0		0		0		0
Mail Ballot	0		0		0		0		0
Cumulative - Total	0		0		0		0		0
County - Total	2,266	18.90%	1,871	15.60%	1,636	13.64%	2,274	18.96%	11,991
County Supervisor									
2nd Supervisorial District									
Poll Place	364	17.85%	294	14.42%	311	15.25%	354	17.36%	2,039
Vote by Mail	1,714	19.05%	1,417	15.75%	1,204	13.38%	1,731	19.24%	8,998
Mail Ballot	28	20.00%	28	20.00%	14	10.00%	37	26.43%	140
2nd Supervisorial District - Total	2,106	18.84%	1,739	15.56%	1,529	13.68%	2,122	18.99%	11,177
4th Supervisorial District									
Poll Place	0		0		0		0		0
Vote by Mail	0		0		0		0		0

District	Registered Voters
Mail Ballot	491
4th Supervisorial District - Total	491
Cumulative	
Poll Place	0
Vote by Mail	0
Mail Ballot	0
Cumulative - Total	0
County Supervisor - Total	7,820
Cities	
City of Maricopa	
Poll Place	485
Vote by Mail	485
Mail Ballot	485
City of Maricopa - Total	485
City of Taft	
Poll Place	3,373
Vote by Mail	3,373
Mail Ballot	3,373
City of Taft - Total	3,373
Unincorporated	
Poll Place	3,962
Vote by Mail	3,962
Mail Ballot	3,962
Unincorporated - Total	3,962
Cumulative	
Poll Place	0
Vote by Mail	0
Mail Ballot	0
Cumulative - Total	0
Cities - Total	7,820

District	BO JO BRAVO		MELISSA LAW	
Mail Ballot	172	21.13%	91	11.18%
4th Supervisorial District - Total	172	21.13%	91	11.18%
Cumulative				
Poll Place	0		0	
Vote by Mail	0		0	
Mail Ballot	0		0	
Cumulative - Total	0		0	
County Supervisor - Total	2,718	22.67%	1,226	10.22%
Cities				
City of Maricopa				
Poll Place	27	18.24%	17	11.49%
Vote by Mail	107	17.20%	62	9.97%
Mail Ballot	0		0	
City of Maricopa - Total	134	17.40%	79	10.26%
City of Taft				
Poll Place	244	26.10%	82	8.77%
Vote by Mail	1,066	23.57%	412	9.11%
Mail Ballot	0		0	
City of Taft - Total	1,310	24.00%	494	9.05%
Unincorporated				
Poll Place	220	23.01%	126	13.18%
Vote by Mail	856	22.22%	429	11.13%
Mail Ballot	198	20.75%	98	10.27%
Unincorporated - Total	1,274	22.11%	653	11.33%
Cumulative				
Poll Place	0		0	
Vote by Mail	0		0	
Mail Ballot	0		0	
Cumulative - Total	0		0	
Cities - Total	2,718	22.67%	1,226	10.22%

District	GARY JAMES MORRIS		W. ROGER MILLER JR.		MICHELLE FOUST		DAVID A. WELLS		Total Votes
Mail Ballot	160	19.66%	132	16.22%	107	13.14%	152	18.67%	814
4th Supervisorial District - Total	160	19.66%	132	16.22%	107	13.14%	152	18.67%	814
Cumulative									
Poll Place	0		0		0		0		0
Vote by Mail	0		0		0		0		0
Mail Ballot	0		0		0		0		0
Cumulative - Total	0		0		0		0		0
County Supervisor - Total	2,266	18.90%	1,871	15.60%	1,636	13.64%	2,274	18.96%	11,991
Cities									
City of Maricopa									
Poll Place	27	18.24%	25	16.89%	25	16.89%	27	18.24%	148
Vote by Mail	132	21.22%	121	19.45%	86	13.83%	114	18.33%	622
Mail Ballot	0		0		0		0		0
City of Maricopa - Total	159	20.65%	146	18.96%	111	14.42%	141	18.31%	770
City of Taft									
Poll Place	168	17.97%	139	14.87%	112	11.98%	190	20.32%	935
Vote by Mail	866	19.15%	675	14.92%	559	12.36%	945	20.89%	4,523
Mail Ballot	0		0		0		0		0
City of Taft - Total	1,034	18.94%	814	14.91%	671	12.29%	1,135	20.80%	5,458
Unincorporated									
Poll Place	169	17.68%	130	13.60%	174	18.20%	137	14.33%	956
Vote by Mail	716	18.58%	621	16.12%	559	14.51%	672	17.44%	3,853
Mail Ballot	188	19.71%	160	16.77%	121	12.68%	189	19.81%	954
Unincorporated - Total	1,073	18.62%	911	15.81%	854	14.82%	998	17.32%	5,763
Cumulative									
Poll Place	0		0		0		0		0
Vote by Mail	0		0		0		0		0
Mail Ballot	0		0		0		0		0
Cumulative - Total	0		0		0		0		0
Cities - Total	2,266	18.90%	1,871	15.60%	1,636	13.64%	2,274	18.96%	11,991

District	Registered Voters
Unincorporated	
Unincorporated Area	
Poll Place	3,962
Vote by Mail	3,962
Mail Ballot	3,962
Unincorporated Area - Total	3,962
Unincorporated	
Poll Place	3,858
Vote by Mail	3,858
Mail Ballot	3,858
Unincorporated - Total	3,858
Cumulative	
Poll Place	0
Vote by Mail	0
Mail Ballot	0
Cumulative - Total	0
Unincorporated - Total	7,820

District	BO JO BRAVO		MELISSA LAW	
Unincorporated				
Unincorporated Area				
Poll Place	220	23.01%	126	13.18%
Vote by Mail	856	22.22%	429	11.13%
Mail Ballot	198	20.75%	98	10.27%
Unincorporated Area - Total	1,274	22.11%	653	11.33%
Unincorporated				
Poll Place	271	25.02%	99	9.14%
Vote by Mail	1,173	22.80%	474	9.21%
Mail Ballot	0		0	
Unincorporated - Total	1,444	23.19%	573	9.20%
Cumulative				
Poll Place	0		0	
Vote by Mail	0		0	
Mail Ballot	0		0	
Cumulative - Total	0		0	
Unincorporated - Total	2,718	22.67%	1,226	10.22%

District	GARY JAMES MORRIS		W. ROGER MILLER JR.		MICHELLE FOUST		DAVID A. WELLS		Total Votes
Unincorporated									
Unincorporated Area									
Poll Place	169	17.68%	130	13.60%	174	18.20%	137	14.33%	956
Vote by Mail	716	18.58%	621	16.12%	559	14.51%	672	17.44%	3,853
Mail Ballot	188	19.71%	160	16.77%	121	12.68%	189	19.81%	954
Unincorporated Area - Total	1,073	18.62%	911	15.81%	854	14.82%	998	17.32%	5,763
Unincorporated									
Poll Place	195	18.01%	164	15.14%	137	12.65%	217	20.04%	1,083
Vote by Mail	998	19.40%	796	15.47%	645	12.54%	1,059	20.58%	5,145
Mail Ballot	0		0		0		0		0
Unincorporated - Total	1,193	19.16%	960	15.41%	782	12.56%	1,276	20.49%	6,228
Cumulative									
Poll Place	0		0		0		0		0
Vote by Mail	0		0		0		0		0
Mail Ballot	0		0		0		0		0
Cumulative - Total	0		0		0		0		0
Unincorporated - Total	2,266	18.90%	1,871	15.60%	1,636	13.64%	2,274	18.96%	11,991

PROPOSITION 14 (Vote for 1)

District	Registered Voters
United States Representative	
21st Congressional District	
Poll Place	108,068
Vote by Mail	108,068
Mail Ballot	108,068
21st Congressional District - Total	108,068
23rd Congressional District	
Poll Place	317,458
Vote by Mail	317,458
Mail Ballot	317,458
23rd Congressional District - Total	317,458
Cumulative	
Poll Place	0
Vote by Mail	0
Mail Ballot	0
Cumulative - Total	0
United States Representative - Total	425,526
State Senator	
14th Senatorial District	
Poll Place	96,992
Vote by Mail	96,992
Mail Ballot	96,992
14th Senatorial District - Total	96,992
16th Senatorial District	
Poll Place	328,534
Vote by Mail	328,534

District	Yes		No		Total Votes
United States Representative					
21st Congressional District					
Poll Place	4,288	54.09%	3,639	45.91%	7,927
Vote by Mail	26,474	57.68%	19,425	42.32%	45,899
Mail Ballot	3,703	44.70%	4,581	55.30%	8,284
21st Congressional District - Total	34,465	55.49%	27,645	44.51%	62,110
23rd Congressional District					
Poll Place	10,142	31.54%	22,018	68.46%	32,160
Vote by Mail	76,290	40.21%	113,441	59.79%	189,731
Mail Ballot	4,762	34.53%	9,028	65.47%	13,790
23rd Congressional District - Total	91,194	38.69%	144,487	61.31%	235,681
Cumulative					
Poll Place	0		0		0
Vote by Mail	0		0		0
Mail Ballot	0		0		0
Cumulative - Total	0		0		0
United States Representative - Total	125,659	42.20%	172,132	57.80%	297,791
State Senator					
14th Senatorial District					
Poll Place	3,830	54.59%	3,186	45.41%	7,016
Vote by Mail	23,782	58.03%	17,202	41.97%	40,984
Mail Ballot	3,221	45.46%	3,864	54.54%	7,085
14th Senatorial District - Total	30,833	55.97%	24,252	44.03%	55,085
16th Senatorial District					
Poll Place	10,600	32.05%	22,471	67.95%	33,071
Vote by Mail	78,982	40.58%	115,664	59.42%	194,646

District	Registered Voters
Mail Ballot	328,534
16th Senatorial District - Total	328,534
Cumulative	
Poll Place	0
Vote by Mail	0
Mail Ballot	0
Cumulative - Total	0
State Senator - Total	425,526
Member of the State Assembly	
26th Assembly District	
Poll Place	9,466
Vote by Mail	9,466
Mail Ballot	9,466
26th Assembly District - Total	9,466
32nd Assembly District	
Poll Place	108,628
Vote by Mail	108,628
Mail Ballot	108,628
32nd Assembly District - Total	108,628
34th Assembly District	
Poll Place	286,001
Vote by Mail	286,001
Mail Ballot	286,001
34th Assembly District - Total	286,001
36th Assembly District	
Poll Place	21,431
Vote by Mail	21,431
Mail Ballot	21,431
36th Assembly District - Total	21,431

District	Yes		No		Total Votes
Mail Ballot	5,244	34.99%	9,745	65.01%	14,989
16th Senatorial District - Total	94,826	39.07%	147,880	60.93%	242,706
Cumulative					
Poll Place	0		0		0
Vote by Mail	0		0		0
Mail Ballot	0		0		0
Cumulative - Total	0		0		0
State Senator - Total	125,659	42.20%	172,132	57.80%	297,791
Member of the State Assembly					
26th Assembly District					
Poll Place	337	30.25%	777	69.75%	1,114
Vote by Mail	1,851	35.46%	3,369	64.54%	5,220
Mail Ballot	237	23.03%	792	76.97%	1,029
26th Assembly District - Total	2,425	32.93%	4,938	67.07%	7,363
32nd Assembly District					
Poll Place	4,208	53.89%	3,600	46.11%	7,808
Vote by Mail	26,644	57.62%	19,593	42.38%	46,237
Mail Ballot	3,538	45.16%	4,297	54.84%	7,835
32nd Assembly District - Total	34,390	55.58%	27,490	44.42%	61,880
34th Assembly District					
Poll Place	8,860	31.25%	19,490	68.75%	28,350
Vote by Mail	69,120	40.06%	103,441	59.94%	172,561
Mail Ballot	4,401	35.30%	8,068	64.70%	12,469
34th Assembly District - Total	82,381	38.61%	130,999	61.39%	213,380
36th Assembly District					
Poll Place	1,025	36.41%	1,790	63.59%	2,815
Vote by Mail	5,149	44.34%	6,463	55.66%	11,612
Mail Ballot	289	39.00%	452	61.00%	741
36th Assembly District - Total	6,463	42.61%	8,705	57.39%	15,168

District	Registered Voters
Cumulative	
Poll Place	0
Vote by Mail	0
Mail Ballot	0
Cumulative - Total	0
Member of the State Assembly - Total	425,526
Board of Equalization (State)	
Board Of Equalization	
Poll Place	425,526
Vote by Mail	425,526
Mail Ballot	425,526
Board Of Equalization - Total	425,526
Cumulative	
Poll Place	0
Vote by Mail	0
Mail Ballot	0
Cumulative - Total	0
Board of Equalization (State) - Total	425,526
County	
Kern County	
Poll Place	425,526
Vote by Mail	425,526
Mail Ballot	425,526
Kern County - Total	425,526
Cumulative	
Poll Place	0
Vote by Mail	0
Mail Ballot	0
Cumulative - Total	0
County - Total	425,526

District	Yes		No		Total Votes
Cumulative					
Poll Place	0		0		0
Vote by Mail	0		0		0
Mail Ballot	0		0		0
Cumulative - Total	0		0		0
Member of the State Assembly - Total	125,659	42.20%	172,132	57.80%	297,791
Board of Equalization (State)					
Board Of Equalization					
Poll Place	14,430	36.00%	25,657	64.00%	40,087
Vote by Mail	102,764	43.61%	132,866	56.39%	235,630
Mail Ballot	8,465	38.35%	13,609	61.65%	22,074
Board Of Equalization - Total	125,659	42.20%	172,132	57.80%	297,791
Cumulative					
Poll Place	0		0		0
Vote by Mail	0		0		0
Mail Ballot	0		0		0
Cumulative - Total	0		0		0
Board of Equalization (State) - Total	125,659	42.20%	172,132	57.80%	297,791
County					
Kern County					
Poll Place	14,430	36.00%	25,657	64.00%	40,087
Vote by Mail	102,764	43.61%	132,866	56.39%	235,630
Mail Ballot	8,465	38.35%	13,609	61.65%	22,074
Kern County - Total	125,659	42.20%	172,132	57.80%	297,791
Cumulative					
Poll Place	0		0		0
Vote by Mail	0		0		0
Mail Ballot	0		0		0
Cumulative - Total	0		0		0
County - Total	125,659	42.20%	172,132	57.80%	297,791

District	Registered Voters
County Supervisor	
1st Supervisorial District	
Poll Place	111,879
Vote by Mail	111,879
Mail Ballot	111,879
1st Supervisorial District - Total	111,879
2nd Supervisorial District	
Poll Place	93,909
Vote by Mail	93,909
Mail Ballot	93,909
2nd Supervisorial District - Total	93,909
3rd Supervisorial District	
Poll Place	94,205
Vote by Mail	94,205
Mail Ballot	94,205
3rd Supervisorial District - Total	94,205
4th Supervisorial District	
Poll Place	62,713
Vote by Mail	62,713
Mail Ballot	62,713
4th Supervisorial District - Total	62,713
5th Supervisorial District	
Poll Place	62,820
Vote by Mail	62,820
Mail Ballot	62,820
5th Supervisorial District - Total	62,820
Cumulative	
Poll Place	0
Vote by Mail	0

District	Yes		No		Total Votes
County Supervisor					
1st Supervisorial District					
Poll Place	3,090	25.78%	8,897	74.22%	11,987
Vote by Mail	25,226	34.47%	47,950	65.53%	73,176
Mail Ballot	1,207	28.84%	2,978	71.16%	4,185
1st Supervisorial District - Total	29,523	33.04%	59,825	66.96%	89,348
2nd Supervisorial District					
Poll Place	3,348	33.16%	6,748	66.84%	10,096
Vote by Mail	22,858	43.14%	30,132	56.86%	52,990
Mail Ballot	1,891	36.69%	3,263	63.31%	5,154
2nd Supervisorial District - Total	28,097	41.17%	40,143	58.83%	68,240
3rd Supervisorial District					
Poll Place	3,318	36.38%	5,803	63.62%	9,121
Vote by Mail	24,234	43.92%	30,938	56.08%	55,172
Mail Ballot	663	34.75%	1,245	65.25%	1,908
3rd Supervisorial District - Total	28,215	42.62%	37,986	57.38%	66,201
4th Supervisorial District					
Poll Place	2,362	50.15%	2,348	49.85%	4,710
Vote by Mail	15,527	53.47%	13,511	46.53%	29,038
Mail Ballot	2,584	37.18%	4,366	62.82%	6,950
4th Supervisorial District - Total	20,473	50.30%	20,225	49.70%	40,698
5th Supervisorial District					
Poll Place	2,312	55.40%	1,861	44.60%	4,173
Vote by Mail	14,919	59.08%	10,335	40.92%	25,254
Mail Ballot	2,120	54.68%	1,757	45.32%	3,877
5th Supervisorial District - Total	19,351	58.10%	13,953	41.90%	33,304
Cumulative					
Poll Place	0		0		0
Vote by Mail	0		0		0

District	Registered Voters
Mail Ballot	0
Cumulative - Total	0
County Supervisor - Total	425,526
Cities	
City of Arvin	
Poll Place	5,367
Vote by Mail	5,367
Mail Ballot	5,367
City of Arvin - Total	5,367
City of Bakersfield	
Poll Place	204,058
Vote by Mail	204,058
Mail Ballot	204,058
City of Bakersfield - Total	204,058
City of California City	
Poll Place	6,415
Vote by Mail	6,415
Mail Ballot	6,415
City of California City - Total	6,415
City of Delano	
Poll Place	15,671
Vote by Mail	15,671
Mail Ballot	15,671
City of Delano - Total	15,671
City of Maricopa	
Poll Place	485
Vote by Mail	485
Mail Ballot	485
City of Maricopa - Total	485
City of McFarland	
Poll Place	4,209

District	Yes		No		Total Votes
Mail Ballot	0		0		0
Cumulative - Total	0		0		0
County Supervisor - Total	125,659	42.20%	172,132	57.80%	297,791
Cities					
City of Arvin					
Poll Place	290	60.80%	187	39.20%	477
Vote by Mail	1,626	61.50%	1,018	38.50%	2,644
Mail Ballot	0		0		0
City of Arvin - Total	1,916	61.39%	1,205	38.61%	3,121
City of Bakersfield					
Poll Place	6,529	36.90%	11,167	63.10%	17,696
Vote by Mail	53,557	45.36%	64,527	54.64%	118,084
Mail Ballot	3,694	44.64%	4,582	55.36%	8,276
City of Bakersfield - Total	63,780	44.27%	80,276	55.73%	144,056
City of California City					
Poll Place	322	40.50%	473	59.50%	795
Vote by Mail	1,773	49.05%	1,842	50.95%	3,615
Mail Ballot	11	32.35%	23	67.65%	34
City of California City - Total	2,106	47.39%	2,338	52.61%	4,444
City of Delano					
Poll Place	669	56.08%	524	43.92%	1,193
Vote by Mail	4,904	57.65%	3,603	42.35%	8,507
Mail Ballot	1	50.00%	1	50.00%	2
City of Delano - Total	5,574	57.45%	4,128	42.55%	9,702
City of Maricopa					
Poll Place	18	23.08%	60	76.92%	78
Vote by Mail	89	32.84%	182	67.16%	271
Mail Ballot	0		0		0
City of Maricopa - Total	107	30.66%	242	69.34%	349
City of McFarland					
Poll Place	233	50.32%	230	49.68%	463

District	Registered Voters
Vote by Mail	4,209
Mail Ballot	4,209
City of McFarland - Total	4,209
City of Ridgecrest	
Poll Place	16,379
Vote by Mail	16,379
Mail Ballot	16,379
City of Ridgecrest - Total	16,379
City of Shafter	
Poll Place	7,671
Vote by Mail	7,671
Mail Ballot	7,671
City of Shafter - Total	7,671
City of Taft	
Poll Place	3,373
Vote by Mail	3,373
Mail Ballot	3,373
City of Taft - Total	3,373
City of Tehachapi	
Poll Place	4,585
Vote by Mail	4,585
Mail Ballot	4,585
City of Tehachapi - Total	4,585
City of Wasco	
Poll Place	7,819
Vote by Mail	7,819
Mail Ballot	7,819
City of Wasco - Total	7,819
Unincorporated	
Poll Place	149,494
Vote by Mail	149,494
Mail Ballot	149,494
Unincorporated - Total	149,494

District	Yes		No		Total Votes
Vote by Mail	1,158	57.04%	872	42.96%	2,030
Mail Ballot	0		0		0
City of McFarland - Total	1,391	55.80%	1,102	44.20%	2,493
City of Ridgecrest					
Poll Place	494	29.09%	1,204	70.91%	1,698
Vote by Mail	4,248	39.00%	6,643	61.00%	10,891
Mail Ballot	31	56.36%	24	43.64%	55
City of Ridgecrest - Total	4,773	37.75%	7,871	62.25%	12,644
City of Shafter					
Poll Place	324	46.35%	375	53.65%	699
Vote by Mail	1,678	48.51%	1,781	51.49%	3,459
Mail Ballot	391	36.99%	666	63.01%	1,057
City of Shafter - Total	2,393	45.89%	2,822	54.11%	5,215
City of Taft					
Poll Place	104	21.89%	371	78.11%	475
Vote by Mail	586	29.52%	1,399	70.48%	1,985
Mail Ballot	0		0		0
City of Taft - Total	690	28.05%	1,770	71.95%	2,460
City of Tehachapi					
Poll Place	137	27.85%	355	72.15%	492
Vote by Mail	1,021	36.17%	1,802	63.83%	2,823
Mail Ballot	78	35.14%	144	64.86%	222
City of Tehachapi - Total	1,236	34.94%	2,301	65.06%	3,537
City of Wasco					
Poll Place	332	49.48%	339	50.52%	671
Vote by Mail	2,042	51.75%	1,904	48.25%	3,946
Mail Ballot	97	34.04%	188	65.96%	285
City of Wasco - Total	2,471	50.41%	2,431	49.59%	4,902
Unincorporated					
Poll Place	4,978	32.43%	10,372	67.57%	15,350
Vote by Mail	30,082	38.88%	47,293	61.12%	77,375
Mail Ballot	4,162	34.27%	7,981	65.73%	12,143
Unincorporated - Total	39,222	37.40%	65,646	62.60%	104,868

666 of 3301

Exhibit F

District	Registered Voters
Cumulative	
Poll Place	0
Vote by Mail	0
Mail Ballot	0
Cumulative - Total	0
Cities - Total	425,526
Unincorporated	
Unincorporated Area	
Poll Place	151,129
Vote by Mail	151,129
Mail Ballot	151,129
Unincorporated Area - Total	151,129
Unincorporated	
Poll Place	274,397
Vote by Mail	274,397
Mail Ballot	274,397
Unincorporated - Total	274,397
Cumulative	
Poll Place	0
Vote by Mail	0
Mail Ballot	0
Cumulative - Total	0
Unincorporated - Total	425,526

District	Yes		No		Total Votes
Cumulative					
Poll Place	0		0		0
Vote by Mail	0		0		0
Mail Ballot	0		0		0
Cumulative - Total	0		0		0
Cities - Total	125,659	42.20%	172,132	57.80%	297,791
Unincorporated					
Unincorporated Area					
Poll Place	4,978	32.43%	10,372	67.57%	15,350
Vote by Mail	30,082	38.88%	47,293	61.12%	77,375
Mail Ballot	4,552	34.06%	8,811	65.94%	13,363
Unincorporated Area - Total	39,612	37.34%	66,476	62.66%	106,088
Unincorporated					
Poll Place	9,452	38.21%	15,285	61.79%	24,737
Vote by Mail	72,682	45.93%	85,573	54.07%	158,255
Mail Ballot	3,913	44.92%	4,798	55.08%	8,711
Unincorporated - Total	86,047	44.89%	105,656	55.11%	191,703
Cumulative					
Poll Place	0		0		0
Vote by Mail	0		0		0
Mail Ballot	0		0		0
Cumulative - Total	0		0		0
Unincorporated - Total	125,659	42.20%	172,132	57.80%	297,791

PROPOSITION 15 (Vote for 1)

District	Registered Voters
United States Representative	
21st Congressional District	
Poll Place	108,068
Vote by Mail	108,068
Mail Ballot	108,068
21st Congressional District - Total	108,068
23rd Congressional District	
Poll Place	317,458
Vote by Mail	317,458
Mail Ballot	317,458
23rd Congressional District - Total	317,458
Cumulative	
Poll Place	0
Vote by Mail	0
Mail Ballot	0
Cumulative - Total	0
United States Representative - Total	425,526
State Senator	
14th Senatorial District	
Poll Place	96,992
Vote by Mail	96,992
Mail Ballot	96,992
14th Senatorial District - Total	96,992
16th Senatorial District	
Poll Place	328,534
Vote by Mail	328,534

District	Yes		No		Total Votes
United States Representative					
21st Congressional District					
Poll Place	4,211	52.33%	3,836	47.67%	8,047
Vote by Mail	23,669	51.03%	22,716	48.97%	46,385
Mail Ballot	3,156	37.76%	5,202	62.24%	8,358
21st Congressional District - Total	31,036	49.43%	31,754	50.57%	62,790
23rd Congressional District					
Poll Place	8,401	25.65%	24,351	74.35%	32,752
Vote by Mail	63,257	32.87%	129,190	67.13%	192,447
Mail Ballot	3,790	27.13%	10,181	72.87%	13,971
23rd Congressional District - Total	75,448	31.55%	163,722	68.45%	239,170
Cumulative					
Poll Place	0		0		0
Vote by Mail	0		0		0
Mail Ballot	0		0		0
Cumulative - Total	0		0		0
United States Representative - Total	106,484	35.26%	195,476	64.74%	301,960
State Senator					
14th Senatorial District					
Poll Place	3,811	53.50%	3,312	46.50%	7,123
Vote by Mail	21,415	51.67%	20,027	48.33%	41,442
Mail Ballot	2,735	38.25%	4,415	61.75%	7,150
14th Senatorial District - Total	27,961	50.19%	27,754	49.81%	55,715
16th Senatorial District					
Poll Place	8,801	26.13%	24,875	73.87%	33,676
Vote by Mail	65,511	33.19%	131,879	66.81%	197,390

District	Registered Voters
Mail Ballot	328,534
16th Senatorial District - Total	328,534
Cumulative	
Poll Place	0
Vote by Mail	0
Mail Ballot	0
Cumulative - Total	0
State Senator - Total	425,526
Member of the State Assembly	
26th Assembly District	
Poll Place	9,466
Vote by Mail	9,466
Mail Ballot	9,466
26th Assembly District - Total	9,466
32nd Assembly District	
Poll Place	108,628
Vote by Mail	108,628
Mail Ballot	108,628
32nd Assembly District - Total	108,628
34th Assembly District	
Poll Place	286,001
Vote by Mail	286,001
Mail Ballot	286,001
34th Assembly District - Total	286,001
36th Assembly District	
Poll Place	21,431
Vote by Mail	21,431
Mail Ballot	21,431
36th Assembly District - Total	21,431

District	Yes		No		Total Votes
Mail Ballot	4,211	27.74%	10,968	72.26%	15,179
16th Senatorial District - Total	78,523	31.89%	167,722	68.11%	246,245
Cumulative					
Poll Place	0		0		0
Vote by Mail	0		0		0
Mail Ballot	0		0		0
Cumulative - Total	0		0		0
State Senator - Total	106,484	35.26%	195,476	64.74%	301,960
Member of the State Assembly					
26th Assembly District					
Poll Place	223	19.95%	895	80.05%	1,118
Vote by Mail	1,344	25.44%	3,940	74.56%	5,284
Mail Ballot	173	16.51%	875	83.49%	1,048
26th Assembly District - Total	1,740	23.36%	5,710	76.64%	7,450
32nd Assembly District					
Poll Place	4,199	52.98%	3,727	47.02%	7,926
Vote by Mail	23,813	50.94%	22,938	49.06%	46,751
Mail Ballot	3,031	38.31%	4,881	61.69%	7,912
32nd Assembly District - Total	31,043	49.60%	31,546	50.40%	62,589
34th Assembly District					
Poll Place	7,355	25.45%	21,542	74.55%	28,897
Vote by Mail	57,426	32.79%	117,690	67.21%	175,116
Mail Ballot	3,513	27.83%	9,108	72.17%	12,621
34th Assembly District - Total	68,294	31.53%	148,340	68.47%	216,634
36th Assembly District					
Poll Place	835	29.22%	2,023	70.78%	2,858
Vote by Mail	4,343	37.18%	7,338	62.82%	11,681
Mail Ballot	229	30.61%	519	69.39%	748
36th Assembly District - Total	5,407	35.37%	9,880	64.63%	15,287

District	Registered Voters
Cumulative	
Poll Place	0
Vote by Mail	0
Mail Ballot	0
Cumulative - Total	0
Member of the State Assembly - Total	425,526
Board of Equalization (State)	
Board Of Equalization	
Poll Place	425,526
Vote by Mail	425,526
Mail Ballot	425,526
Board Of Equalization - Total	425,526
Cumulative	
Poll Place	0
Vote by Mail	0
Mail Ballot	0
Cumulative - Total	0
Board of Equalization (State) - Total	425,526
County	
Kern County	
Poll Place	425,526
Vote by Mail	425,526
Mail Ballot	425,526
Kern County - Total	425,526
Cumulative	
Poll Place	0
Vote by Mail	0
Mail Ballot	0
Cumulative - Total	0
County - Total	425,526

District	Yes		No		Total Votes
Cumulative					
Poll Place	0		0		0
Vote by Mail	0		0		0
Mail Ballot	0		0		0
Cumulative - Total	0		0		0
Member of the State Assembly - Total	106,484	35.26%	195,476	64.74%	301,960
Board of Equalization (State)					
Board Of Equalization					
Poll Place	12,612	30.91%	28,187	69.09%	40,799
Vote by Mail	86,926	36.40%	151,906	63.60%	238,832
Mail Ballot	6,946	31.11%	15,383	68.89%	22,329
Board Of Equalization - Total	106,484	35.26%	195,476	64.74%	301,960
Cumulative					
Poll Place	0		0		0
Vote by Mail	0		0		0
Mail Ballot	0		0		0
Cumulative - Total	0		0		0
Board of Equalization (State) - Total	106,484	35.26%	195,476	64.74%	301,960
County					
Kern County					
Poll Place	12,612	30.91%	28,187	69.09%	40,799
Vote by Mail	86,926	36.40%	151,906	63.60%	238,832
Mail Ballot	6,946	31.11%	15,383	68.89%	22,329
Kern County - Total	106,484	35.26%	195,476	64.74%	301,960
Cumulative					
Poll Place	0		0		0
Vote by Mail	0		0		0
Mail Ballot	0		0		0
Cumulative - Total	0		0		0
County - Total	106,484	35.26%	195,476	64.74%	301,960

District	Registered Voters
County Supervisor	
1st Supervisorial District	
Poll Place	111,879
Vote by Mail	111,879
Mail Ballot	111,879
1st Supervisorial District - Total	111,879
2nd Supervisorial District	
Poll Place	93,909
Vote by Mail	93,909
Mail Ballot	93,909
2nd Supervisorial District - Total	93,909
3rd Supervisorial District	
Poll Place	94,205
Vote by Mail	94,205
Mail Ballot	94,205
3rd Supervisorial District - Total	94,205
4th Supervisorial District	
Poll Place	62,713
Vote by Mail	62,713
Mail Ballot	62,713
4th Supervisorial District - Total	62,713
5th Supervisorial District	
Poll Place	62,820
Vote by Mail	62,820
Mail Ballot	62,820
5th Supervisorial District - Total	62,820
Cumulative	
Poll Place	0
Vote by Mail	0

District	Yes		No		Total Votes
County Supervisor					
1st Supervisorial District					
Poll Place	2,391	19.63%	9,790	80.37%	12,181
Vote by Mail	20,226	27.26%	53,984	72.74%	74,210
Mail Ballot	972	22.90%	3,273	77.10%	4,245
1st Supervisorial District - Total	23,589	26.03%	67,047	73.97%	90,636
2nd Supervisorial District					
Poll Place	2,757	26.82%	7,521	73.18%	10,278
Vote by Mail	19,020	35.45%	34,632	64.55%	53,652
Mail Ballot	1,449	27.80%	3,763	72.20%	5,212
2nd Supervisorial District - Total	23,226	33.59%	45,916	66.41%	69,142
3rd Supervisorial District					
Poll Place	2,851	30.54%	6,485	69.46%	9,336
Vote by Mail	20,440	36.45%	35,644	63.55%	56,084
Mail Ballot	488	25.06%	1,459	74.94%	1,947
3rd Supervisorial District - Total	23,779	35.30%	43,588	64.70%	67,367
4th Supervisorial District					
Poll Place	2,285	47.82%	2,493	52.18%	4,778
Vote by Mail	14,222	48.39%	15,167	51.61%	29,389
Mail Ballot	2,185	31.19%	4,820	68.81%	7,005
4th Supervisorial District - Total	18,692	45.40%	22,480	54.60%	41,172
5th Supervisorial District					
Poll Place	2,328	55.09%	1,898	44.91%	4,226
Vote by Mail	13,018	51.06%	12,479	48.94%	25,497
Mail Ballot	1,852	47.24%	2,068	52.76%	3,920
5th Supervisorial District - Total	17,198	51.12%	16,445	48.88%	33,643
Cumulative					
Poll Place	0		0		0
Vote by Mail	0		0		0

671 of 3301

Exhibit F

District	Registered Voters
Mail Ballot	0
Cumulative - Total	0
County Supervisor - Total	425,526
Cities	
City of Arvin	
Poll Place	5,367
Vote by Mail	5,367
Mail Ballot	5,367
City of Arvin - Total	5,367
City of Bakersfield	
Poll Place	204,058
Vote by Mail	204,058
Mail Ballot	204,058
City of Bakersfield - Total	204,058
City of California City	
Poll Place	6,415
Vote by Mail	6,415
Mail Ballot	6,415
City of California City - Total	6,415
City of Delano	
Poll Place	15,671
Vote by Mail	15,671
Mail Ballot	15,671
City of Delano - Total	15,671
City of Maricopa	
Poll Place	485
Vote by Mail	485
Mail Ballot	485
City of Maricopa - Total	485
City of McFarland	
Poll Place	4,209

District	Yes		No		Total Votes
Mail Ballot	0		0		0
Cumulative - Total	0		0		0
County Supervisor - Total	106,484	35.26%	195,476	64.74%	301,960
Cities					
City of Arvin					
Poll Place	290	60.54%	189	39.46%	479
Vote by Mail	1,572	58.99%	1,093	41.01%	2,665
Mail Ballot	0		0		0
City of Arvin - Total	1,862	59.22%	1,282	40.78%	3,144
City of Bakersfield					
Poll Place	5,913	32.75%	12,143	67.25%	18,056
Vote by Mail	46,209	38.52%	73,747	61.48%	119,956
Mail Ballot	3,235	38.60%	5,146	61.40%	8,381
City of Bakersfield - Total	55,357	37.81%	91,036	62.19%	146,393
City of California City					
Poll Place	265	33.08%	536	66.92%	801
Vote by Mail	1,485	40.89%	2,147	59.11%	3,632
Mail Ballot	11	30.56%	25	69.44%	36
City of California City - Total	1,761	39.40%	2,708	60.60%	4,469
City of Delano					
Poll Place	682	56.46%	526	43.54%	1,208
Vote by Mail	4,794	55.79%	3,799	44.21%	8,593
Mail Ballot	1	50.00%	1	50.00%	2
City of Delano - Total	5,477	55.87%	4,326	44.13%	9,803
City of Maricopa					
Poll Place	26	28.57%	65	71.43%	91
Vote by Mail	71	24.83%	215	75.17%	286
Mail Ballot	0		0		0
City of Maricopa - Total	97	25.73%	280	74.27%	377
City of McFarland					
Poll Place	239	51.18%	228	48.82%	467

District	Registered Voters
Vote by Mail	4,209
Mail Ballot	4,209
City of McFarland - Total	4,209
City of Ridgecrest	
Poll Place	16,379
Vote by Mail	16,379
Mail Ballot	16,379
City of Ridgecrest - Total	16,379
City of Shafter	
Poll Place	7,671
Vote by Mail	7,671
Mail Ballot	7,671
City of Shafter - Total	7,671
City of Taft	
Poll Place	3,373
Vote by Mail	3,373
Mail Ballot	3,373
City of Taft - Total	3,373
City of Tehachapi	
Poll Place	4,585
Vote by Mail	4,585
Mail Ballot	4,585
City of Tehachapi - Total	4,585
City of Wasco	
Poll Place	7,819
Vote by Mail	7,819
Mail Ballot	7,819
City of Wasco - Total	7,819
Unincorporated	
Poll Place	149,494
Vote by Mail	149,494
Mail Ballot	149,494
Unincorporated - Total	149,494

District	Yes		No		Total Votes
Vote by Mail	1,062	51.86%	986	48.14%	2,048
Mail Ballot	0		0		0
City of McFarland - Total	1,301	51.73%	1,214	48.27%	2,515
City of Ridgecrest					
Poll Place	393	23.10%	1,308	76.90%	1,701
Vote by Mail	3,668	33.45%	7,298	66.55%	10,966
Mail Ballot	38	67.86%	18	32.14%	56
City of Ridgecrest - Total	4,099	32.22%	8,624	67.78%	12,723
City of Shafter					
Poll Place	298	42.27%	407	57.73%	705
Vote by Mail	1,414	40.70%	2,060	59.30%	3,474
Mail Ballot	366	34.50%	695	65.50%	1,061
City of Shafter - Total	2,078	39.66%	3,162	60.34%	5,240
City of Taft					
Poll Place	87	18.13%	393	81.88%	480
Vote by Mail	377	18.96%	1,611	81.04%	1,988
Mail Ballot	0		0		0
City of Taft - Total	464	18.80%	2,004	81.20%	2,468
City of Tehachapi					
Poll Place	89	18.09%	403	81.91%	492
Vote by Mail	827	29.11%	2,014	70.89%	2,841
Mail Ballot	50	22.03%	177	77.97%	227
City of Tehachapi - Total	966	27.13%	2,594	72.87%	3,560
City of Wasco					
Poll Place	308	44.57%	383	55.43%	691
Vote by Mail	1,684	41.97%	2,328	58.03%	4,012
Mail Ballot	75	25.34%	221	74.66%	296
City of Wasco - Total	2,067	41.35%	2,932	58.65%	4,999
Unincorporated					
Poll Place	4,022	25.74%	11,606	74.26%	15,628
Vote by Mail	23,763	30.32%	54,608	69.68%	78,371
Mail Ballot	3,170	25.84%	9,100	74.16%	12,270
Unincorporated - Total	30,955	29.13%	75,314	70.87%	106,269

673 of 3301

Exhibit F

District	Registered Voters
Cumulative	
Poll Place	0
Vote by Mail	0
Mail Ballot	0
Cumulative - Total	0
Cities - Total	425,526
Unincorporated	
Unincorporated Area	
Poll Place	151,129
Vote by Mail	151,129
Mail Ballot	151,129
Unincorporated Area - Total	151,129
Unincorporated	
Poll Place	274,397
Vote by Mail	274,397
Mail Ballot	274,397
Unincorporated - Total	274,397
Cumulative	
Poll Place	0
Vote by Mail	0
Mail Ballot	0
Cumulative - Total	0
Unincorporated - Total	425,526

District	Yes		No		Total Votes
Cumulative					
Poll Place	0		0		0
Vote by Mail	0		0		0
Mail Ballot	0		0		0
Cumulative - Total	0		0		0
Cities - Total	106,484	35.26%	195,476	64.74%	301,960
Unincorporated					
Unincorporated Area					
Poll Place	4,022	25.74%	11,606	74.26%	15,628
Vote by Mail	23,763	30.32%	54,608	69.68%	78,371
Mail Ballot	3,452	25.52%	10,073	74.48%	13,525
Unincorporated Area - Total	31,237	29.05%	76,287	70.95%	107,524
Unincorporated					
Poll Place	8,590	34.13%	16,581	65.87%	25,171
Vote by Mail	63,163	39.36%	97,298	60.64%	160,461
Mail Ballot	3,494	39.69%	5,310	60.31%	8,804
Unincorporated - Total	75,247	38.70%	119,189	61.30%	194,436
Cumulative					
Poll Place	0		0		0
Vote by Mail	0		0		0
Mail Ballot	0		0		0
Cumulative - Total	0		0		0
Unincorporated - Total	106,484	35.26%	195,476	64.74%	301,960

PROPOSITION 16 (Vote for 1)

District	Registered Voters
United States Representative	
21st Congressional District	
Poll Place	108,068
Vote by Mail	108,068
Mail Ballot	108,068
21st Congressional District - Total	108,068
23rd Congressional District	
Poll Place	317,458
Vote by Mail	317,458
Mail Ballot	317,458
23rd Congressional District - Total	317,458
Cumulative	
Poll Place	0
Vote by Mail	0
Mail Ballot	0
Cumulative - Total	0
United States Representative - Total	425,526
State Senator	
14th Senatorial District	
Poll Place	96,992
Vote by Mail	96,992
Mail Ballot	96,992
14th Senatorial District - Total	96,992
16th Senatorial District	
Poll Place	328,534
Vote by Mail	328,534

District	Yes		No		Total Votes
United States Representative					
21st Congressional District					
Poll Place	3,056	38.54%	4,873	61.46%	7,929
Vote by Mail	19,734	42.95%	26,211	57.05%	45,945
Mail Ballot	2,560	30.82%	5,747	69.18%	8,307
21st Congressional District - Total	25,350	40.77%	36,831	59.23%	62,181
23rd Congressional District					
Poll Place	6,035	18.55%	26,497	81.45%	32,532
Vote by Mail	49,386	25.88%	141,475	74.12%	190,861
Mail Ballot	2,970	21.42%	10,893	78.58%	13,863
23rd Congressional District - Total	58,391	24.61%	178,865	75.39%	237,256
Cumulative					
Poll Place	0		0		0
Vote by Mail	0		0		0
Mail Ballot	0		0		0
Cumulative - Total	0		0		0
United States Representative - Total	83,741	27.97%	215,696	72.03%	299,437
State Senator					
14th Senatorial District					
Poll Place	2,746	39.11%	4,275	60.89%	7,021
Vote by Mail	17,853	43.50%	23,191	56.50%	41,044
Mail Ballot	2,251	31.69%	4,852	68.31%	7,103
14th Senatorial District - Total	22,850	41.42%	32,318	58.58%	55,168
16th Senatorial District					
Poll Place	6,345	18.97%	27,095	81.03%	33,440
Vote by Mail	51,267	26.19%	144,495	73.81%	195,762

District	Registered Voters
Mail Ballot	328,534
16th Senatorial District - Total	328,534
Cumulative	
Poll Place	0
Vote by Mail	0
Mail Ballot	0
Cumulative - Total	0
State Senator - Total	425,526
Member of the State Assembly	
26th Assembly District	
Poll Place	9,466
Vote by Mail	9,466
Mail Ballot	9,466
26th Assembly District - Total	9,466
32nd Assembly District	
Poll Place	108,628
Vote by Mail	108,628
Mail Ballot	108,628
32nd Assembly District - Total	108,628
34th Assembly District	
Poll Place	286,001
Vote by Mail	286,001
Mail Ballot	286,001
34th Assembly District - Total	286,001
36th Assembly District	
Poll Place	21,431
Vote by Mail	21,431
Mail Ballot	21,431
36th Assembly District - Total	21,431

District	Yes		No		Total Votes
Mail Ballot	3,279	21.76%	11,788	78.24%	15,067
16th Senatorial District - Total	60,891	24.93%	183,378	75.07%	244,269
Cumulative					
Poll Place	0		0		0
Vote by Mail	0		0		0
Mail Ballot	0		0		0
Cumulative - Total	0		0		0
State Senator - Total	83,741	27.97%	215,696	72.03%	299,437
Member of the State Assembly					
26th Assembly District					
Poll Place	157	14.26%	944	85.74%	1,101
Vote by Mail	925	17.77%	4,280	82.23%	5,205
Mail Ballot	127	12.27%	908	87.73%	1,035
26th Assembly District - Total	1,209	16.47%	6,132	83.53%	7,341
32nd Assembly District					
Poll Place	3,019	38.61%	4,801	61.39%	7,820
Vote by Mail	19,926	43.05%	26,361	56.95%	46,287
Mail Ballot	2,467	31.38%	5,394	68.62%	7,861
32nd Assembly District - Total	25,412	41.01%	36,556	58.99%	61,968
34th Assembly District					
Poll Place	5,301	18.46%	23,410	81.54%	28,711
Vote by Mail	44,969	25.89%	128,733	74.11%	173,702
Mail Ballot	2,760	22.02%	9,776	77.98%	12,536
34th Assembly District - Total	53,030	24.67%	161,919	75.33%	214,949
36th Assembly District					
Poll Place	614	21.70%	2,215	78.30%	2,829
Vote by Mail	3,300	28.42%	8,312	71.58%	11,612
Mail Ballot	176	23.85%	562	76.15%	738
36th Assembly District - Total	4,090	26.95%	11,089	73.05%	15,179

District	Registered Voters
Cumulative	
Poll Place	0
Vote by Mail	0
Mail Ballot	0
Cumulative - Total	0
Member of the State Assembly - Total	425,526
Board of Equalization (State)	
Board Of Equalization	
Poll Place	425,526
Vote by Mail	425,526
Mail Ballot	425,526
Board Of Equalization - Total	425,526
Cumulative	
Poll Place	0
Vote by Mail	0
Mail Ballot	0
Cumulative - Total	0
Board of Equalization (State) - Total	425,526
County	
Kern County	
Poll Place	425,526
Vote by Mail	425,526
Mail Ballot	425,526
Kern County - Total	425,526
Cumulative	
Poll Place	0
Vote by Mail	0
Mail Ballot	0
Cumulative - Total	0
County - Total	425,526

District	Yes		No		Total Votes
Cumulative					
Poll Place	0		0		0
Vote by Mail	0		0		0
Mail Ballot	0		0		0
Cumulative - Total	0		0		0
Member of the State Assembly - Total	83,741	27.97%	215,696	72.03%	299,437
Board of Equalization (State)					
Board Of Equalization					
Poll Place	9,091	22.47%	31,370	77.53%	40,461
Vote by Mail	69,120	29.19%	167,686	70.81%	236,806
Mail Ballot	5,530	24.94%	16,640	75.06%	22,170
Board Of Equalization - Total	83,741	27.97%	215,696	72.03%	299,437
Cumulative					
Poll Place	0		0		0
Vote by Mail	0		0		0
Mail Ballot	0		0		0
Cumulative - Total	0		0		0
Board of Equalization (State) - Total	83,741	27.97%	215,696	72.03%	299,437
County					
Kern County					
Poll Place	9,091	22.47%	31,370	77.53%	40,461
Vote by Mail	69,120	29.19%	167,686	70.81%	236,806
Mail Ballot	5,530	24.94%	16,640	75.06%	22,170
Kern County - Total	83,741	27.97%	215,696	72.03%	299,437
Cumulative					
Poll Place	0		0		0
Vote by Mail	0		0		0
Mail Ballot	0		0		0
Cumulative - Total	0		0		0
County - Total	83,741	27.97%	215,696	72.03%	299,437

District	Registered Voters
County Supervisor	
1st Supervisorial District	
Poll Place	111,879
Vote by Mail	111,879
Mail Ballot	111,879
1st Supervisorial District - Total	111,879
2nd Supervisorial District	
Poll Place	93,909
Vote by Mail	93,909
Mail Ballot	93,909
2nd Supervisorial District - Total	93,909
3rd Supervisorial District	
Poll Place	94,205
Vote by Mail	94,205
Mail Ballot	94,205
3rd Supervisorial District - Total	94,205
4th Supervisorial District	
Poll Place	62,713
Vote by Mail	62,713
Mail Ballot	62,713
4th Supervisorial District - Total	62,713
5th Supervisorial District	
Poll Place	62,820
Vote by Mail	62,820
Mail Ballot	62,820
5th Supervisorial District - Total	62,820
Cumulative	
Poll Place	0
Vote by Mail	0

District	Yes		No		Total Votes
County Supervisor					
1st Supervisorial District					
Poll Place	1,685	13.91%	10,430	86.09%	12,115
Vote by Mail	15,126	20.55%	58,494	79.45%	73,620
Mail Ballot	734	17.39%	3,487	82.61%	4,221
1st Supervisorial District - Total	17,545	19.50%	72,411	80.50%	89,956
2nd Supervisorial District					
Poll Place	2,044	20.10%	8,126	79.90%	10,170
Vote by Mail	15,283	28.74%	37,898	71.26%	53,181
Mail Ballot	1,182	22.87%	3,987	77.13%	5,169
2nd Supervisorial District - Total	18,509	27.01%	50,011	72.99%	68,520
3rd Supervisorial District					
Poll Place	2,010	21.65%	7,273	78.35%	9,283
Vote by Mail	15,955	28.67%	39,695	71.33%	55,650
Mail Ballot	351	18.13%	1,585	81.87%	1,936
3rd Supervisorial District - Total	18,316	27.39%	48,553	72.61%	66,869
4th Supervisorial District					
Poll Place	1,664	35.35%	3,043	64.65%	4,707
Vote by Mail	11,664	40.05%	17,459	59.95%	29,123
Mail Ballot	1,755	25.22%	5,204	74.78%	6,959
4th Supervisorial District - Total	15,083	36.98%	25,706	63.02%	40,789
5th Supervisorial District					
Poll Place	1,688	40.32%	2,498	59.68%	4,186
Vote by Mail	11,092	43.96%	14,140	56.04%	25,232
Mail Ballot	1,508	38.82%	2,377	61.18%	3,885
5th Supervisorial District - Total	14,288	42.90%	19,015	57.10%	33,303
Cumulative					
Poll Place	0		0		0
Vote by Mail	0		0		0

678 of 3301

Exhibit F

District	Registered Voters
Mail Ballot	0
Cumulative - Total	0
County Supervisor - Total	425,526
Cities	
City of Arvin	
Poll Place	5,367
Vote by Mail	5,367
Mail Ballot	5,367
City of Arvin - Total	5,367
City of Bakersfield	
Poll Place	204,058
Vote by Mail	204,058
Mail Ballot	204,058
City of Bakersfield - Total	204,058
City of California City	
Poll Place	6,415
Vote by Mail	6,415
Mail Ballot	6,415
City of California City - Total	6,415
City of Delano	
Poll Place	15,671
Vote by Mail	15,671
Mail Ballot	15,671
City of Delano - Total	15,671
City of Maricopa	
Poll Place	485
Vote by Mail	485
Mail Ballot	485
City of Maricopa - Total	485
City of McFarland	
Poll Place	4,209

District	Yes		No		Total Votes
Mail Ballot	0		0		0
Cumulative - Total	0		0		0
County Supervisor - Total	83,741	27.97%	215,696	72.03%	299,437
Cities					
City of Arvin					
Poll Place	214	45.73%	254	54.27%	468
Vote by Mail	1,267	48.17%	1,363	51.83%	2,630
Mail Ballot	0		0		0
City of Arvin - Total	1,481	47.81%	1,617	52.19%	3,098
City of Bakersfield					
Poll Place	4,370	24.37%	13,559	75.63%	17,929
Vote by Mail	38,039	31.98%	80,909	68.02%	118,948
Mail Ballot	2,586	31.10%	5,729	68.90%	8,315
City of Bakersfield - Total	44,995	30.99%	100,197	69.01%	145,192
City of California City					
Poll Place	197	24.72%	600	75.28%	797
Vote by Mail	1,163	32.24%	2,444	67.76%	3,607
Mail Ballot	5	14.71%	29	85.29%	34
City of California City - Total	1,365	30.76%	3,073	69.24%	4,438
City of Delano					
Poll Place	514	43.01%	681	56.99%	1,195
Vote by Mail	4,019	47.16%	4,503	52.84%	8,522
Mail Ballot	1	50.00%	1	50.00%	2
City of Delano - Total	4,534	46.65%	5,185	53.35%	9,719
City of Maricopa					
Poll Place	11	12.64%	76	87.36%	87
Vote by Mail	40	13.99%	246	86.01%	286
Mail Ballot	0		0		0
City of Maricopa - Total	51	13.67%	322	86.33%	373
City of McFarland					
Poll Place	161	35.15%	297	64.85%	458

District	Registered Voters
Vote by Mail	4,209
Mail Ballot	4,209
City of McFarland - Total	4,209
City of Ridgecrest	
Poll Place	16,379
Vote by Mail	16,379
Mail Ballot	16,379
City of Ridgecrest - Total	16,379
City of Shafter	
Poll Place	7,671
Vote by Mail	7,671
Mail Ballot	7,671
City of Shafter - Total	7,671
City of Taft	
Poll Place	3,373
Vote by Mail	3,373
Mail Ballot	3,373
City of Taft - Total	3,373
City of Tehachapi	
Poll Place	4,585
Vote by Mail	4,585
Mail Ballot	4,585
City of Tehachapi - Total	4,585
City of Wasco	
Poll Place	7,819
Vote by Mail	7,819
Mail Ballot	7,819
City of Wasco - Total	7,819
Unincorporated	
Poll Place	149,494
Vote by Mail	149,494
Mail Ballot	149,494
Unincorporated - Total	149,494

District	Yes		No		Total Votes
Vote by Mail	865	42.44%	1,173	57.56%	2,038
Mail Ballot	0		0		0
City of McFarland - Total	1,026	41.11%	1,470	58.89%	2,496
City of Ridgecrest					
Poll Place	263	15.50%	1,434	84.50%	1,697
Vote by Mail	2,409	22.14%	8,473	77.86%	10,882
Mail Ballot	22	40.00%	33	60.00%	55
City of Ridgecrest - Total	2,694	21.32%	9,940	78.68%	12,634
City of Shafter					
Poll Place	212	30.50%	483	69.50%	695
Vote by Mail	1,056	30.61%	2,394	69.39%	3,450
Mail Ballot	274	26.05%	778	73.95%	1,052
City of Shafter - Total	1,542	29.67%	3,655	70.33%	5,197
City of Taft					
Poll Place	52	11.02%	420	88.98%	472
Vote by Mail	227	11.51%	1,746	88.49%	1,973
Mail Ballot	0		0		0
City of Taft - Total	279	11.41%	2,166	88.59%	2,445
City of Tehachapi					
Poll Place	67	13.67%	423	86.33%	490
Vote by Mail	595	21.14%	2,220	78.86%	2,815
Mail Ballot	41	18.22%	184	81.78%	225
City of Tehachapi - Total	703	19.92%	2,827	80.08%	3,530
City of Wasco					
Poll Place	195	28.76%	483	71.24%	678
Vote by Mail	1,422	35.88%	2,541	64.12%	3,963
Mail Ballot	86	29.25%	208	70.75%	294
City of Wasco - Total	1,703	34.51%	3,232	65.49%	4,935
Unincorporated					
Poll Place	2,835	18.30%	12,660	81.70%	15,495
Vote by Mail	18,018	23.19%	59,674	76.81%	77,692
Mail Ballot	2,515	20.63%	9,678	79.37%	12,193
Unincorporated - Total	23,368	22.17%	82,012	77.83%	105,380

680 of 3301

Exhibit F

District	Registered Voters
Cumulative	
Poll Place	0
Vote by Mail	0
Mail Ballot	0
Cumulative - Total	0
Cities - Total	425,526
Unincorporated	
Unincorporated Area	
Poll Place	151,129
Vote by Mail	151,129
Mail Ballot	151,129
Unincorporated Area - Total	151,129
Unincorporated	
Poll Place	274,397
Vote by Mail	274,397
Mail Ballot	274,397
Unincorporated - Total	274,397
Cumulative	
Poll Place	0
Vote by Mail	0
Mail Ballot	0
Cumulative - Total	0
Unincorporated - Total	425,526

District	Yes		No		Total Votes
Cumulative					
Poll Place	0		0		0
Vote by Mail	0		0		0
Mail Ballot	0		0		0
Cumulative - Total	0		0		0
Cities - Total	83,741	27.97%	215,696	72.03%	299,437
Unincorporated					
Unincorporated Area					
Poll Place	2,835	18.30%	12,660	81.70%	15,495
Vote by Mail	18,018	23.19%	59,674	76.81%	77,692
Mail Ballot	2,756	20.51%	10,681	79.49%	13,437
Unincorporated Area - Total	23,609	22.14%	83,015	77.86%	106,624
Unincorporated					
Poll Place	6,256	25.06%	18,710	74.94%	24,966
Vote by Mail	51,102	32.12%	108,012	67.88%	159,114
Mail Ballot	2,774	31.76%	5,959	68.24%	8,733
Unincorporated - Total	60,132	31.19%	132,681	68.81%	192,813
Cumulative					
Poll Place	0		0		0
Vote by Mail	0		0		0
Mail Ballot	0		0		0
Cumulative - Total	0		0		0
Unincorporated - Total	83,741	27.97%	215,696	72.03%	299,437

PROPOSITION 17 (Vote for 1)

District	Registered Voters
United States Representative	
21st Congressional District	
Poll Place	108,068
Vote by Mail	108,068
Mail Ballot	108,068
21st Congressional District - Total	108,068
23rd Congressional District	
Poll Place	317,458
Vote by Mail	317,458
Mail Ballot	317,458
23rd Congressional District - Total	317,458
Cumulative	
Poll Place	0
Vote by Mail	0
Mail Ballot	0
Cumulative - Total	0
United States Representative - Total	425,526
State Senator	
14th Senatorial District	
Poll Place	96,992
Vote by Mail	96,992
Mail Ballot	96,992
14th Senatorial District - Total	96,992
16th Senatorial District	
Poll Place	328,534
Vote by Mail	328,534

District	Yes		No		Total Votes
United States Representative					
21st Congressional District					
Poll Place	4,398	55.02%	3,595	44.98%	7,993
Vote by Mail	26,022	56.22%	20,267	43.78%	46,289
Mail Ballot	3,571	42.68%	4,796	57.32%	8,367
21st Congressional District - Total	33,991	54.26%	28,658	45.74%	62,649
23rd Congressional District					
Poll Place	10,086	30.84%	22,621	69.16%	32,707
Vote by Mail	74,489	38.78%	117,581	61.22%	192,070
Mail Ballot	4,637	33.23%	9,319	66.77%	13,956
23rd Congressional District - Total	89,212	37.37%	149,521	62.63%	238,733
Cumulative					
Poll Place	0		0		0
Vote by Mail	0		0		0
Mail Ballot	0		0		0
Cumulative - Total	0		0		0
United States Representative - Total	123,203	40.88%	178,179	59.12%	301,382
State Senator					
14th Senatorial District					
Poll Place	3,950	55.82%	3,126	44.18%	7,076
Vote by Mail	23,415	56.62%	17,940	43.38%	41,355
Mail Ballot	3,079	43.03%	4,076	56.97%	7,155
14th Senatorial District - Total	30,444	54.77%	25,142	45.23%	55,586
16th Senatorial District					
Poll Place	10,534	31.33%	23,090	68.67%	33,624
Vote by Mail	77,096	39.13%	119,908	60.87%	197,004

682 of 3301

Exhibit F

District	Registered Voters
Mail Ballot	328,534
16th Senatorial District - Total	328,534
Cumulative	
Poll Place	0
Vote by Mail	0
Mail Ballot	0
Cumulative - Total	0
State Senator - Total	425,526
Member of the State Assembly	
26th Assembly District	
Poll Place	9,466
Vote by Mail	9,466
Mail Ballot	9,466
26th Assembly District - Total	9,466
32nd Assembly District	
Poll Place	108,628
Vote by Mail	108,628
Mail Ballot	108,628
32nd Assembly District - Total	108,628
34th Assembly District	
Poll Place	286,001
Vote by Mail	286,001
Mail Ballot	286,001
34th Assembly District - Total	286,001
36th Assembly District	
Poll Place	21,431
Vote by Mail	21,431
Mail Ballot	21,431
36th Assembly District - Total	21,431

District	Yes		No		Total Votes
Mail Ballot	5,129	33.81%	10,039	66.19%	15,168
16th Senatorial District - Total	92,759	37.74%	153,037	62.26%	245,796
Cumulative					
Poll Place	0		0		0
Vote by Mail	0		0		0
Mail Ballot	0		0		0
Cumulative - Total	0		0		0
State Senator - Total	123,203	40.88%	178,179	59.12%	301,382
Member of the State Assembly					
26th Assembly District					
Poll Place	344	30.91%	769	69.09%	1,113
Vote by Mail	1,869	35.52%	3,393	64.48%	5,262
Mail Ballot	245	23.54%	796	76.46%	1,041
26th Assembly District - Total	2,458	33.14%	4,958	66.86%	7,416
32nd Assembly District					
Poll Place	4,367	55.43%	3,511	44.57%	7,878
Vote by Mail	26,334	56.43%	20,331	43.57%	46,665
Mail Ballot	3,417	43.15%	4,502	56.85%	7,919
32nd Assembly District - Total	34,118	54.62%	28,344	45.38%	62,462
34th Assembly District					
Poll Place	8,699	30.14%	20,165	69.86%	28,864
Vote by Mail	66,951	38.32%	107,786	61.68%	174,737
Mail Ballot	4,263	33.80%	8,350	66.20%	12,613
34th Assembly District - Total	79,913	36.96%	136,301	63.04%	216,214
36th Assembly District					
Poll Place	1,074	37.75%	1,771	62.25%	2,845
Vote by Mail	5,357	45.81%	6,338	54.19%	11,695
Mail Ballot	283	37.73%	467	62.27%	750
36th Assembly District - Total	6,714	43.91%	8,576	56.09%	15,290

District	Registered Voters
Cumulative	
Poll Place	0
Vote by Mail	0
Mail Ballot	0
Cumulative - Total	0
Member of the State Assembly - Total	425,526
Board of Equalization (State)	
Board Of Equalization	
Poll Place	425,526
Vote by Mail	425,526
Mail Ballot	425,526
Board Of Equalization - Total	425,526
Cumulative	
Poll Place	0
Vote by Mail	0
Mail Ballot	0
Cumulative - Total	0
Board of Equalization (State) - Total	425,526
County	
Kern County	
Poll Place	425,526
Vote by Mail	425,526
Mail Ballot	425,526
Kern County - Total	425,526
Cumulative	
Poll Place	0
Vote by Mail	0
Mail Ballot	0
Cumulative - Total	0
County - Total	425,526

District	Yes		No		Total Votes
Cumulative					
Poll Place	0		0		0
Vote by Mail	0		0		0
Mail Ballot	0		0		0
Cumulative - Total	0		0		0
Member of the State Assembly - Total	123,203	40.88%	178,179	59.12%	301,382
Board of Equalization (State)					
Board Of Equalization					
Poll Place	14,484	35.59%	26,216	64.41%	40,700
Vote by Mail	100,511	42.17%	137,848	57.83%	238,359
Mail Ballot	8,208	36.77%	14,115	63.23%	22,323
Board Of Equalization - Total	123,203	40.88%	178,179	59.12%	301,382
Cumulative					
Poll Place	0		0		0
Vote by Mail	0		0		0
Mail Ballot	0		0		0
Cumulative - Total	0		0		0
Board of Equalization (State) - Total	123,203	40.88%	178,179	59.12%	301,382
County					
Kern County					
Poll Place	14,484	35.59%	26,216	64.41%	40,700
Vote by Mail	100,511	42.17%	137,848	57.83%	238,359
Mail Ballot	8,208	36.77%	14,115	63.23%	22,323
Kern County - Total	123,203	40.88%	178,179	59.12%	301,382
Cumulative					
Poll Place	0		0		0
Vote by Mail	0		0		0
Mail Ballot	0		0		0
Cumulative - Total	0		0		0
County - Total	123,203	40.88%	178,179	59.12%	301,382

District	Registered Voters
County Supervisor	
1st Supervisorial District	
Poll Place	111,879
Vote by Mail	111,879
Mail Ballot	111,879
1st Supervisorial District - Total	111,879
2nd Supervisorial District	
Poll Place	93,909
Vote by Mail	93,909
Mail Ballot	93,909
2nd Supervisorial District - Total	93,909
3rd Supervisorial District	
Poll Place	94,205
Vote by Mail	94,205
Mail Ballot	94,205
3rd Supervisorial District - Total	94,205
4th Supervisorial District	
Poll Place	62,713
Vote by Mail	62,713
Mail Ballot	62,713
4th Supervisorial District - Total	62,713
5th Supervisorial District	
Poll Place	62,820
Vote by Mail	62,820
Mail Ballot	62,820
5th Supervisorial District - Total	62,820
Cumulative	
Poll Place	0
Vote by Mail	0

District	Yes		No		Total Votes
County Supervisor					
1st Supervisorial District					
Poll Place	2,988	24.55%	9,181	75.45%	12,169
Vote by Mail	24,045	32.48%	49,989	67.52%	74,034
Mail Ballot	1,161	27.43%	3,071	72.57%	4,232
1st Supervisorial District - Total	28,194	31.18%	62,241	68.82%	90,435
2nd Supervisorial District					
Poll Place	3,354	32.75%	6,887	67.25%	10,241
Vote by Mail	22,519	42.07%	31,014	57.93%	53,533
Mail Ballot	1,851	35.50%	3,363	64.50%	5,214
2nd Supervisorial District - Total	27,724	40.19%	41,264	59.81%	68,988
3rd Supervisorial District					
Poll Place	3,321	35.58%	6,013	64.42%	9,334
Vote by Mail	23,806	42.50%	32,203	57.50%	56,009
Mail Ballot	610	31.36%	1,335	68.64%	1,945
3rd Supervisorial District - Total	27,737	41.22%	39,551	58.78%	67,288
4th Supervisorial District					
Poll Place	2,338	49.29%	2,405	50.71%	4,743
Vote by Mail	14,936	50.95%	14,380	49.05%	29,316
Mail Ballot	2,456	35.05%	4,552	64.95%	7,008
4th Supervisorial District - Total	19,730	48.04%	21,337	51.96%	41,067
5th Supervisorial District					
Poll Place	2,483	58.94%	1,730	41.06%	4,213
Vote by Mail	15,205	59.70%	10,262	40.30%	25,467
Mail Ballot	2,130	54.28%	1,794	45.72%	3,924
5th Supervisorial District - Total	19,818	58.98%	13,786	41.02%	33,604
Cumulative					
Poll Place	0		0		0
Vote by Mail	0		0		0

District	Registered Voters
Mail Ballot	0
Cumulative - Total	0
County Supervisor - Total	425,526
Cities	
City of Arvin	
Poll Place	5,367
Vote by Mail	5,367
Mail Ballot	5,367
City of Arvin - Total	5,367
City of Bakersfield	
Poll Place	204,058
Vote by Mail	204,058
Mail Ballot	204,058
City of Bakersfield - Total	204,058
City of California City	
Poll Place	6,415
Vote by Mail	6,415
Mail Ballot	6,415
City of California City - Total	6,415
City of Delano	
Poll Place	15,671
Vote by Mail	15,671
Mail Ballot	15,671
City of Delano - Total	15,671
City of Maricopa	
Poll Place	485
Vote by Mail	485
Mail Ballot	485
City of Maricopa - Total	485
City of McFarland	
Poll Place	4,209

District	Yes		No		Total Votes
Mail Ballot	0		0		0
Cumulative - Total	0		0		0
County Supervisor - Total	123,203	40.88%	178,179	59.12%	301,382
Cities					
City of Arvin					
Poll Place	301	62.58%	180	37.42%	481
Vote by Mail	1,610	60.53%	1,050	39.47%	2,660
Mail Ballot	0		0		0
City of Arvin - Total	1,911	60.84%	1,230	39.16%	3,141
City of Bakersfield					
Poll Place	6,591	36.58%	11,429	63.42%	18,020
Vote by Mail	52,752	44.06%	66,989	55.94%	119,741
Mail Ballot	3,657	43.64%	4,722	56.36%	8,379
City of Bakersfield - Total	63,000	43.11%	83,140	56.89%	146,140
City of California City					
Poll Place	341	42.57%	460	57.43%	801
Vote by Mail	1,894	51.95%	1,752	48.05%	3,646
Mail Ballot	13	36.11%	23	63.89%	36
City of California City - Total	2,248	50.14%	2,235	49.86%	4,483
City of Delano					
Poll Place	643	53.54%	558	46.46%	1,201
Vote by Mail	4,713	55.04%	3,850	44.96%	8,563
Mail Ballot	1	50.00%	1	50.00%	2
City of Delano - Total	5,357	54.85%	4,409	45.15%	9,766
City of Maricopa					
Poll Place	27	31.03%	60	68.97%	87
Vote by Mail	80	27.97%	206	72.03%	286
Mail Ballot	0		0		0
City of Maricopa - Total	107	28.69%	266	71.31%	373
City of McFarland					
Poll Place	244	53.39%	213	46.61%	457

District	Registered Voters
Vote by Mail	4,209
Mail Ballot	4,209
City of McFarland - Total	4,209
City of Ridgecrest	
Poll Place	16,379
Vote by Mail	16,379
Mail Ballot	16,379
City of Ridgecrest - Total	16,379
City of Shafter	
Poll Place	7,671
Vote by Mail	7,671
Mail Ballot	7,671
City of Shafter - Total	7,671
City of Taft	
Poll Place	3,373
Vote by Mail	3,373
Mail Ballot	3,373
City of Taft - Total	3,373
City of Tehachapi	
Poll Place	4,585
Vote by Mail	4,585
Mail Ballot	4,585
City of Tehachapi - Total	4,585
City of Wasco	
Poll Place	7,819
Vote by Mail	7,819
Mail Ballot	7,819
City of Wasco - Total	7,819
Unincorporated	
Poll Place	149,494
Vote by Mail	149,494
Mail Ballot	149,494
Unincorporated - Total	149,494

District	Yes		No		Total Votes
Vote by Mail	1,106	53.90%	946	46.10%	2,052
Mail Ballot	0		0		0
City of McFarland - Total	1,350	53.81%	1,159	46.19%	2,509
City of Ridgecrest					
Poll Place	541	31.71%	1,165	68.29%	1,706
Vote by Mail	4,380	40.08%	6,547	59.92%	10,927
Mail Ballot	38	69.09%	17	30.91%	55
City of Ridgecrest - Total	4,959	39.08%	7,729	60.92%	12,688
City of Shafter					
Poll Place	314	44.99%	384	55.01%	698
Vote by Mail	1,546	44.46%	1,931	55.54%	3,477
Mail Ballot	376	35.44%	685	64.56%	1,061
City of Shafter - Total	2,236	42.70%	3,000	57.30%	5,236
City of Taft					
Poll Place	100	20.96%	377	79.04%	477
Vote by Mail	438	21.98%	1,555	78.02%	1,993
Mail Ballot	0		0		0
City of Taft - Total	538	21.78%	1,932	78.22%	2,470
City of Tehachapi					
Poll Place	128	25.86%	367	74.14%	495
Vote by Mail	972	34.33%	1,859	65.67%	2,831
Mail Ballot	69	30.80%	155	69.20%	224
City of Tehachapi - Total	1,169	32.93%	2,381	67.07%	3,550
City of Wasco					
Poll Place	332	48.33%	355	51.67%	687
Vote by Mail	1,880	47.11%	2,111	52.89%	3,991
Mail Ballot	83	28.14%	212	71.86%	295
City of Wasco - Total	2,295	46.15%	2,678	53.85%	4,973
Unincorporated					
Poll Place	4,922	31.57%	10,668	68.43%	15,590
Vote by Mail	29,140	37.27%	49,052	62.73%	78,192
Mail Ballot	3,971	32.36%	8,300	67.64%	12,271
Unincorporated - Total	38,033	35.86%	68,020	64.14%	106,053

687 of 3301

Exhibit F

District	Registered Voters
Cumulative	
Poll Place	0
Vote by Mail	0
Mail Ballot	0
Cumulative - Total	0
Cities - Total	425,526
Unincorporated	
Unincorporated Area	
Poll Place	151,129
Vote by Mail	151,129
Mail Ballot	151,129
Unincorporated Area - Total	151,129
Unincorporated	
Poll Place	274,397
Vote by Mail	274,397
Mail Ballot	274,397
Unincorporated - Total	274,397
Cumulative	
Poll Place	0
Vote by Mail	0
Mail Ballot	0
Cumulative - Total	0
Unincorporated - Total	425,526

District	Yes		No		Total Votes
Cumulative					
Poll Place	0		0		0
Vote by Mail	0		0		0
Mail Ballot	0		0		0
Cumulative - Total	0		0		0
Cities - Total	123,203	40.88%	178,179	59.12%	301,382
Unincorporated					
Unincorporated Area					
Poll Place	4,922	31.57%	10,668	68.43%	15,590
Vote by Mail	29,140	37.27%	49,052	62.73%	78,192
Mail Ballot	4,350	32.17%	9,170	67.83%	13,520
Unincorporated Area - Total	38,412	35.80%	68,890	64.20%	107,302
Unincorporated					
Poll Place	9,562	38.08%	15,548	61.92%	25,110
Vote by Mail	71,371	44.56%	88,796	55.44%	160,167
Mail Ballot	3,858	43.83%	4,945	56.17%	8,803
Unincorporated - Total	84,791	43.69%	109,289	56.31%	194,080
Cumulative					
Poll Place	0		0		0
Vote by Mail	0		0		0
Mail Ballot	0		0		0
Cumulative - Total	0		0		0
Unincorporated - Total	123,203	40.88%	178,179	59.12%	301,382

PROPOSITION 18 (Vote for 1)

District	Registered Voters
United States Representative	
21st Congressional District	
Poll Place	108,068
Vote by Mail	108,068
Mail Ballot	108,068
21st Congressional District - Total	108,068
23rd Congressional District	
Poll Place	317,458
Vote by Mail	317,458
Mail Ballot	317,458
23rd Congressional District - Total	317,458
Cumulative	
Poll Place	0
Vote by Mail	0
Mail Ballot	0
Cumulative - Total	0
United States Representative - Total	425,526
State Senator	
14th Senatorial District	
Poll Place	96,992
Vote by Mail	96,992
Mail Ballot	96,992
14th Senatorial District - Total	96,992
16th Senatorial District	
Poll Place	328,534
Vote by Mail	328,534

District	Yes		No		Total Votes
United States Representative					
21st Congressional District					
Poll Place	3,348	41.88%	4,646	58.12%	7,994
Vote by Mail	19,837	42.80%	26,506	57.20%	46,343
Mail Ballot	2,574	30.76%	5,793	69.24%	8,367
21st Congressional District - Total	25,759	41.08%	36,945	58.92%	62,704
23rd Congressional District					
Poll Place	6,435	19.63%	26,353	80.37%	32,788
Vote by Mail	51,275	26.62%	141,366	73.38%	192,641
Mail Ballot	3,032	21.70%	10,942	78.30%	13,974
23rd Congressional District - Total	60,742	25.37%	178,661	74.63%	239,403
Cumulative					
Poll Place	0		0		0
Vote by Mail	0		0		0
Mail Ballot	0		0		0
Cumulative - Total	0		0		0
United States Representative - Total	86,501	28.63%	215,606	71.37%	302,107
State Senator					
14th Senatorial District					
Poll Place	3,003	42.43%	4,074	57.57%	7,077
Vote by Mail	17,991	43.45%	23,411	56.55%	41,402
Mail Ballot	2,259	31.56%	4,899	68.44%	7,158
14th Senatorial District - Total	23,253	41.79%	32,384	58.21%	55,637
16th Senatorial District					
Poll Place	6,780	20.12%	26,925	79.88%	33,705
Vote by Mail	53,121	26.89%	144,461	73.11%	197,582

District	Registered Voters
Mail Ballot	328,534
16th Senatorial District - Total	328,534
Cumulative	
Poll Place	0
Vote by Mail	0
Mail Ballot	0
Cumulative - Total	0
State Senator - Total	425,526
Member of the State Assembly	
26th Assembly District	
Poll Place	9,466
Vote by Mail	9,466
Mail Ballot	9,466
26th Assembly District - Total	9,466
32nd Assembly District	
Poll Place	108,628
Vote by Mail	108,628
Mail Ballot	108,628
32nd Assembly District - Total	108,628
34th Assembly District	
Poll Place	286,001
Vote by Mail	286,001
Mail Ballot	286,001
34th Assembly District - Total	286,001
36th Assembly District	
Poll Place	21,431
Vote by Mail	21,431
Mail Ballot	21,431
36th Assembly District - Total	21,431

District	Yes		No		Total Votes
Mail Ballot	3,347	22.04%	11,836	77.96%	15,183
16th Senatorial District - Total	63,248	25.66%	183,222	74.34%	246,470
Cumulative					
Poll Place	0		0		0
Vote by Mail	0		0		0
Mail Ballot	0		0		0
Cumulative - Total	0		0		0
State Senator - Total	86,501	28.63%	215,606	71.37%	302,107
Member of the State Assembly					
26th Assembly District					
Poll Place	181	16.26%	932	83.74%	1,113
Vote by Mail	1,129	21.40%	4,146	78.60%	5,275
Mail Ballot	144	13.75%	903	86.25%	1,047
26th Assembly District - Total	1,454	19.56%	5,981	80.44%	7,435
32nd Assembly District					
Poll Place	3,322	42.15%	4,559	57.85%	7,881
Vote by Mail	20,145	43.12%	26,574	56.88%	46,719
Mail Ballot	2,485	31.38%	5,435	68.62%	7,920
32nd Assembly District - Total	25,952	41.51%	36,568	58.49%	62,520
34th Assembly District					
Poll Place	5,585	19.31%	23,340	80.69%	28,925
Vote by Mail	46,141	26.33%	129,120	73.67%	175,261
Mail Ballot	2,797	22.15%	9,830	77.85%	12,627
34th Assembly District - Total	54,523	25.15%	162,290	74.85%	216,813
36th Assembly District					
Poll Place	695	24.28%	2,168	75.72%	2,863
Vote by Mail	3,697	31.52%	8,032	68.48%	11,729
Mail Ballot	180	24.10%	567	75.90%	747
36th Assembly District - Total	4,572	29.81%	10,767	70.19%	15,339

District	Registered Voters
Cumulative	
Poll Place	0
Vote by Mail	0
Mail Ballot	0
Cumulative - Total	0
Member of the State Assembly - Total	425,526
Board of Equalization (State)	
Board Of Equalization	
Poll Place	425,526
Vote by Mail	425,526
Mail Ballot	425,526
Board Of Equalization - Total	425,526
Cumulative	
Poll Place	0
Vote by Mail	0
Mail Ballot	0
Cumulative - Total	0
Board of Equalization (State) - Total	425,526
County	
Kern County	
Poll Place	425,526
Vote by Mail	425,526
Mail Ballot	425,526
Kern County - Total	425,526
Cumulative	
Poll Place	0
Vote by Mail	0
Mail Ballot	0
Cumulative - Total	0
County - Total	425,526

District	Yes		No		Total Votes
Cumulative					
Poll Place	0		0		0
Vote by Mail	0		0		0
Mail Ballot	0		0		0
Cumulative - Total	0		0		0
Member of the State Assembly - Total	86,501	28.63%	215,606	71.37%	302,107
Board of Equalization (State)					
Board Of Equalization					
Poll Place	9,783	23.99%	30,999	76.01%	40,782
Vote by Mail	71,112	29.76%	167,872	70.24%	238,984
Mail Ballot	5,606	25.09%	16,735	74.91%	22,341
Board Of Equalization - Total	86,501	28.63%	215,606	71.37%	302,107
Cumulative					
Poll Place	0		0		0
Vote by Mail	0		0		0
Mail Ballot	0		0		0
Cumulative - Total	0		0		0
Board of Equalization (State) - Total	86,501	28.63%	215,606	71.37%	302,107
County					
Kern County					
Poll Place	9,783	23.99%	30,999	76.01%	40,782
Vote by Mail	71,112	29.76%	167,872	70.24%	238,984
Mail Ballot	5,606	25.09%	16,735	74.91%	22,341
Kern County - Total	86,501	28.63%	215,606	71.37%	302,107
Cumulative					
Poll Place	0		0		0
Vote by Mail	0		0		0
Mail Ballot	0		0		0
Cumulative - Total	0		0		0
County - Total	86,501	28.63%	215,606	71.37%	302,107

District	Registered Voters
County Supervisor	
1st Supervisorial District	
Poll Place	111,879
Vote by Mail	111,879
Mail Ballot	111,879
1st Supervisorial District - Total	111,879
2nd Supervisorial District	
Poll Place	93,909
Vote by Mail	93,909
Mail Ballot	93,909
2nd Supervisorial District - Total	93,909
3rd Supervisorial District	
Poll Place	94,205
Vote by Mail	94,205
Mail Ballot	94,205
3rd Supervisorial District - Total	94,205
4th Supervisorial District	
Poll Place	62,713
Vote by Mail	62,713
Mail Ballot	62,713
4th Supervisorial District - Total	62,713
5th Supervisorial District	
Poll Place	62,820
Vote by Mail	62,820
Mail Ballot	62,820
5th Supervisorial District - Total	62,820
Cumulative	
Poll Place	0
Vote by Mail	0

District	Yes		No		Total Votes
County Supervisor					
1st Supervisorial District					
Poll Place	1,761	14.43%	10,442	85.57%	12,203
Vote by Mail	15,947	21.46%	58,354	78.54%	74,301
Mail Ballot	751	17.67%	3,500	82.33%	4,251
1st Supervisorial District - Total	18,459	20.34%	72,296	79.66%	90,755
2nd Supervisorial District					
Poll Place	2,251	21.89%	8,031	78.11%	10,282
Vote by Mail	15,696	29.25%	37,973	70.75%	53,669
Mail Ballot	1,229	23.58%	3,983	76.42%	5,212
2nd Supervisorial District - Total	19,176	27.73%	49,987	72.27%	69,163
3rd Supervisorial District					
Poll Place	2,119	22.71%	7,213	77.29%	9,332
Vote by Mail	16,544	29.47%	39,602	70.53%	56,146
Mail Ballot	394	20.25%	1,552	79.75%	1,946
3rd Supervisorial District - Total	19,057	28.26%	48,367	71.74%	67,424
4th Supervisorial District					
Poll Place	1,806	38.05%	2,941	61.95%	4,747
Vote by Mail	11,676	39.74%	17,708	60.26%	29,384
Mail Ballot	1,694	24.16%	5,319	75.84%	7,013
4th Supervisorial District - Total	15,176	36.89%	25,968	63.11%	41,144
5th Supervisorial District					
Poll Place	1,846	43.76%	2,372	56.24%	4,218
Vote by Mail	11,249	44.14%	14,235	55.86%	25,484
Mail Ballot	1,538	39.24%	2,381	60.76%	3,919
5th Supervisorial District - Total	14,633	43.52%	18,988	56.48%	33,621
Cumulative					
Poll Place	0		0		0
Vote by Mail	0		0		0

692 of 3301

Exhibit F

District	Registered Voters
Mail Ballot	0
Cumulative - Total	0
County Supervisor - Total	425,526
Cities	
City of Arvin	
Poll Place	5,367
Vote by Mail	5,367
Mail Ballot	5,367
City of Arvin - Total	5,367
City of Bakersfield	
Poll Place	204,058
Vote by Mail	204,058
Mail Ballot	204,058
City of Bakersfield - Total	204,058
City of California City	
Poll Place	6,415
Vote by Mail	6,415
Mail Ballot	6,415
City of California City - Total	6,415
City of Delano	
Poll Place	15,671
Vote by Mail	15,671
Mail Ballot	15,671
City of Delano - Total	15,671
City of Maricopa	
Poll Place	485
Vote by Mail	485
Mail Ballot	485
City of Maricopa - Total	485
City of McFarland	
Poll Place	4,209

District	Yes		No		Total Votes
Mail Ballot	0		0		0
Cumulative - Total	0		0		0
County Supervisor - Total	86,501	28.63%	215,606	71.37%	302,107
Cities					
City of Arvin					
Poll Place	217	45.02%	265	54.98%	482
Vote by Mail	1,321	49.44%	1,351	50.56%	2,672
Mail Ballot	0		0		0
City of Arvin - Total	1,538	48.76%	1,616	51.24%	3,154
City of Bakersfield					
Poll Place	4,527	25.05%	13,548	74.95%	18,075
Vote by Mail	37,499	31.24%	82,518	68.76%	120,017
Mail Ballot	2,603	31.05%	5,781	68.95%	8,384
City of Bakersfield - Total	44,629	30.47%	101,847	69.53%	146,476
City of California City					
Poll Place	226	28.11%	578	71.89%	804
Vote by Mail	1,264	34.50%	2,400	65.50%	3,664
Mail Ballot	6	16.67%	30	83.33%	36
City of California City - Total	1,496	33.21%	3,008	66.79%	4,504
City of Delano					
Poll Place	520	43.48%	676	56.52%	1,196
Vote by Mail	3,798	44.30%	4,776	55.70%	8,574
Mail Ballot	1	50.00%	1	50.00%	2
City of Delano - Total	4,319	44.20%	5,453	55.80%	9,772
City of Maricopa					
Poll Place	15	17.05%	73	82.95%	88
Vote by Mail	50	17.48%	236	82.52%	286
Mail Ballot	0		0		0
City of Maricopa - Total	65	17.38%	309	82.62%	374
City of McFarland					
Poll Place	195	42.12%	268	57.88%	463

District	Registered Voters
Vote by Mail	4,209
Mail Ballot	4,209
City of McFarland - Total	4,209
City of Ridgecrest	
Poll Place	16,379
Vote by Mail	16,379
Mail Ballot	16,379
City of Ridgecrest - Total	16,379
City of Shafter	
Poll Place	7,671
Vote by Mail	7,671
Mail Ballot	7,671
City of Shafter - Total	7,671
City of Taft	
Poll Place	3,373
Vote by Mail	3,373
Mail Ballot	3,373
City of Taft - Total	3,373
City of Tehachapi	
Poll Place	4,585
Vote by Mail	4,585
Mail Ballot	4,585
City of Tehachapi - Total	4,585
City of Wasco	
Poll Place	7,819
Vote by Mail	7,819
Mail Ballot	7,819
City of Wasco - Total	7,819
Unincorporated	
Poll Place	149,494
Vote by Mail	149,494
Mail Ballot	149,494
Unincorporated - Total	149,494

District	Yes		No		Total Votes
Vote by Mail	904	43.73%	1,163	56.27%	2,067
Mail Ballot	0		0		0
City of McFarland - Total	1,099	43.44%	1,431	56.56%	2,530
City of Ridgecrest					
Poll Place	290	16.93%	1,423	83.07%	1,713
Vote by Mail	2,825	25.76%	8,140	74.24%	10,965
Mail Ballot	24	42.86%	32	57.14%	56
City of Ridgecrest - Total	3,139	24.65%	9,595	75.35%	12,734
City of Shafter					
Poll Place	251	36.12%	444	63.88%	695
Vote by Mail	1,152	33.16%	2,322	66.84%	3,474
Mail Ballot	261	24.67%	797	75.33%	1,058
City of Shafter - Total	1,664	31.83%	3,563	68.17%	5,227
City of Taft					
Poll Place	56	11.69%	423	88.31%	479
Vote by Mail	281	14.06%	1,718	85.94%	1,999
Mail Ballot	0		0		0
City of Taft - Total	337	13.60%	2,141	86.40%	2,478
City of Tehachapi					
Poll Place	74	14.92%	422	85.08%	496
Vote by Mail	678	23.76%	2,175	76.24%	2,853
Mail Ballot	46	20.81%	175	79.19%	221
City of Tehachapi - Total	798	22.35%	2,772	77.65%	3,570
City of Wasco					
Poll Place	248	36.05%	440	63.95%	688
Vote by Mail	1,451	36.30%	2,546	63.70%	3,997
Mail Ballot	63	21.28%	233	78.72%	296
City of Wasco - Total	1,762	35.37%	3,219	64.63%	4,981
Unincorporated					
Poll Place	3,164	20.28%	12,439	79.72%	15,603
Vote by Mail	19,889	25.36%	58,527	74.64%	78,416
Mail Ballot	2,602	21.18%	9,686	78.82%	12,288
Unincorporated - Total	25,655	24.13%	80,652	75.87%	106,307

694 of 3301

Exhibit F

District	Registered Voters
Cumulative	
Poll Place	0
Vote by Mail	0
Mail Ballot	0
Cumulative - Total	0
Cities - Total	425,526
Unincorporated	
Unincorporated Area	
Poll Place	151,129
Vote by Mail	151,129
Mail Ballot	151,129
Unincorporated Area - Total	151,129
Unincorporated	
Poll Place	274,397
Vote by Mail	274,397
Mail Ballot	274,397
Unincorporated - Total	274,397
Cumulative	
Poll Place	0
Vote by Mail	0
Mail Ballot	0
Cumulative - Total	0
Unincorporated - Total	425,526

District	Yes		No		Total Votes
Cumulative					
Poll Place	0		0		0
Vote by Mail	0		0		0
Mail Ballot	0		0		0
Cumulative - Total	0		0		0
Cities - Total	86,501	28.63%	215,606	71.37%	302,107
Unincorporated					
Unincorporated Area					
Poll Place	3,164	20.28%	12,439	79.72%	15,603
Vote by Mail	19,889	25.36%	58,527	74.64%	78,416
Mail Ballot	2,862	21.14%	10,676	78.86%	13,538
Unincorporated Area - Total	25,915	24.09%	81,642	75.91%	107,557
Unincorporated					
Poll Place	6,619	26.29%	18,560	73.71%	25,179
Vote by Mail	51,223	31.90%	109,345	68.10%	160,568
Mail Ballot	2,744	31.17%	6,059	68.83%	8,803
Unincorporated - Total	60,586	31.14%	133,964	68.86%	194,550
Cumulative					
Poll Place	0		0		0
Vote by Mail	0		0		0
Mail Ballot	0		0		0
Cumulative - Total	0		0		0
Unincorporated - Total	86,501	28.63%	215,606	71.37%	302,107

PROPOSITION 19 (Vote for 1)

District	Registered Voters
United States Representative	
21st Congressional District	
Poll Place	108,068
Vote by Mail	108,068
Mail Ballot	108,068
21st Congressional District - Total	108,068
23rd Congressional District	
Poll Place	317,458
Vote by Mail	317,458
Mail Ballot	317,458
23rd Congressional District - Total	317,458
Cumulative	
Poll Place	0
Vote by Mail	0
Mail Ballot	0
Cumulative - Total	0
United States Representative - Total	425,526
State Senator	
14th Senatorial District	
Poll Place	96,992
Vote by Mail	96,992
Mail Ballot	96,992
14th Senatorial District - Total	96,992
16th Senatorial District	
Poll Place	328,534
Vote by Mail	328,534

District	Yes		No		Total Votes
United States Representative					
21st Congressional District					
Poll Place	4,029	51.27%	3,830	48.73%	7,859
Vote by Mail	24,521	53.62%	21,211	46.38%	45,732
Mail Ballot	3,603	43.78%	4,626	56.22%	8,229
21st Congressional District - Total	32,153	52.01%	29,667	47.99%	61,820
23rd Congressional District					
Poll Place	11,023	34.28%	21,133	65.72%	32,156
Vote by Mail	78,818	41.62%	110,536	58.38%	189,354
Mail Ballot	5,101	37.12%	8,640	62.88%	13,741
23rd Congressional District - Total	94,942	40.36%	140,309	59.64%	235,251
Cumulative					
Poll Place	0		0		0
Vote by Mail	0		0		0
Mail Ballot	0		0		0
Cumulative - Total	0		0		0
United States Representative - Total	127,095	42.78%	169,976	57.22%	297,071
State Senator					
14th Senatorial District					
Poll Place	3,597	51.68%	3,363	48.32%	6,960
Vote by Mail	22,000	53.81%	18,887	46.19%	40,887
Mail Ballot	3,108	44.15%	3,932	55.85%	7,040
14th Senatorial District - Total	28,705	52.30%	26,182	47.70%	54,887
16th Senatorial District					
Poll Place	11,455	34.65%	21,600	65.35%	33,055
Vote by Mail	81,339	41.88%	112,860	58.12%	194,199

696 of 3301

Exhibit F

District	Registered Voters
Mail Ballot	328,534
16th Senatorial District - Total	328,534
Cumulative	
Poll Place	0
Vote by Mail	0
Mail Ballot	0
Cumulative - Total	0
State Senator - Total	425,526
Member of the State Assembly	
26th Assembly District	
Poll Place	9,466
Vote by Mail	9,466
Mail Ballot	9,466
26th Assembly District - Total	9,466
32nd Assembly District	
Poll Place	108,628
Vote by Mail	108,628
Mail Ballot	108,628
32nd Assembly District - Total	108,628
34th Assembly District	
Poll Place	286,001
Vote by Mail	286,001
Mail Ballot	286,001
34th Assembly District - Total	286,001
36th Assembly District	
Poll Place	21,431
Vote by Mail	21,431
Mail Ballot	21,431
36th Assembly District - Total	21,431

District	Yes		No		Total Votes
Mail Ballot	5,596	37.48%	9,334	62.52%	14,930
16th Senatorial District - Total	98,390	40.63%	143,794	59.37%	242,184
Cumulative					
Poll Place	0		0		0
Vote by Mail	0		0		0
Mail Ballot	0		0		0
Cumulative - Total	0		0		0
State Senator - Total	127,095	42.78%	169,976	57.22%	297,071
Member of the State Assembly					
26th Assembly District					
Poll Place	355	32.54%	736	67.46%	1,091
Vote by Mail	1,915	36.93%	3,270	63.07%	5,185
Mail Ballot	313	30.42%	716	69.58%	1,029
26th Assembly District - Total	2,583	35.36%	4,722	64.64%	7,305
32nd Assembly District					
Poll Place	3,983	51.44%	3,760	48.56%	7,743
Vote by Mail	24,753	53.69%	21,351	46.31%	46,104
Mail Ballot	3,434	44.11%	4,351	55.89%	7,785
32nd Assembly District - Total	32,170	52.20%	29,462	47.80%	61,632
34th Assembly District					
Poll Place	9,666	34.05%	18,719	65.95%	28,385
Vote by Mail	71,416	41.46%	100,840	58.54%	172,256
Mail Ballot	4,641	37.37%	7,778	62.63%	12,419
34th Assembly District - Total	85,723	40.23%	127,337	59.77%	213,060
36th Assembly District					
Poll Place	1,048	37.48%	1,748	62.52%	2,796
Vote by Mail	5,255	45.53%	6,286	54.47%	11,541
Mail Ballot	316	42.88%	421	57.12%	737
36th Assembly District - Total	6,619	43.91%	8,455	56.09%	15,074

District	Registered Voters
Cumulative	
Poll Place	0
Vote by Mail	0
Mail Ballot	0
Cumulative - Total	0
Member of the State Assembly - Total	425,526
Board of Equalization (State)	
Board Of Equalization	
Poll Place	425,526
Vote by Mail	425,526
Mail Ballot	425,526
Board Of Equalization - Total	425,526
Cumulative	
Poll Place	0
Vote by Mail	0
Mail Ballot	0
Cumulative - Total	0
Board of Equalization (State) - Total	425,526
County	
Kern County	
Poll Place	425,526
Vote by Mail	425,526
Mail Ballot	425,526
Kern County - Total	425,526
Cumulative	
Poll Place	0
Vote by Mail	0
Mail Ballot	0
Cumulative - Total	0
County - Total	425,526

District	Yes		No		Total Votes
Cumulative					
Poll Place	0		0		0
Vote by Mail	0		0		0
Mail Ballot	0		0		0
Cumulative - Total	0		0		0
Member of the State Assembly - Total	127,095	42.78%	169,976	57.22%	297,071
Board of Equalization (State)					
Board Of Equalization					
Poll Place	15,052	37.62%	24,963	62.38%	40,015
Vote by Mail	103,339	43.96%	131,747	56.04%	235,086
Mail Ballot	8,704	39.62%	13,266	60.38%	21,970
Board Of Equalization - Total	127,095	42.78%	169,976	57.22%	297,071
Cumulative					
Poll Place	0		0		0
Vote by Mail	0		0		0
Mail Ballot	0		0		0
Cumulative - Total	0		0		0
Board of Equalization (State) - Total	127,095	42.78%	169,976	57.22%	297,071
County					
Kern County					
Poll Place	15,052	37.62%	24,963	62.38%	40,015
Vote by Mail	103,339	43.96%	131,747	56.04%	235,086
Mail Ballot	8,704	39.62%	13,266	60.38%	21,970
Kern County - Total	127,095	42.78%	169,976	57.22%	297,071
Cumulative					
Poll Place	0		0		0
Vote by Mail	0		0		0
Mail Ballot	0		0		0
Cumulative - Total	0		0		0
County - Total	127,095	42.78%	169,976	57.22%	297,071

District	Registered Voters
County Supervisor	
1st Supervisorial District	
Poll Place	111,879
Vote by Mail	111,879
Mail Ballot	111,879
1st Supervisorial District - Total	111,879
2nd Supervisorial District	
Poll Place	93,909
Vote by Mail	93,909
Mail Ballot	93,909
2nd Supervisorial District - Total	93,909
3rd Supervisorial District	
Poll Place	94,205
Vote by Mail	94,205
Mail Ballot	94,205
3rd Supervisorial District - Total	94,205
4th Supervisorial District	
Poll Place	62,713
Vote by Mail	62,713
Mail Ballot	62,713
4th Supervisorial District - Total	62,713
5th Supervisorial District	
Poll Place	62,820
Vote by Mail	62,820
Mail Ballot	62,820
5th Supervisorial District - Total	62,820
Cumulative	
Poll Place	0
Vote by Mail	0

District	Yes		No		Total Votes
County Supervisor					
1st Supervisorial District					
Poll Place	3,537	29.54%	8,436	70.46%	11,973
Vote by Mail	27,104	37.15%	45,863	62.85%	72,967
Mail Ballot	1,357	32.50%	2,818	67.50%	4,175
1st Supervisorial District - Total	31,998	35.91%	57,117	64.09%	89,115
2nd Supervisorial District					
Poll Place	3,624	36.01%	6,440	63.99%	10,064
Vote by Mail	23,462	44.42%	29,356	55.58%	52,818
Mail Ballot	1,947	38.05%	3,170	61.95%	5,117
2nd Supervisorial District - Total	29,033	42.70%	38,966	57.30%	67,999
3rd Supervisorial District					
Poll Place	3,440	37.48%	5,738	62.52%	9,178
Vote by Mail	24,273	43.98%	30,918	56.02%	55,191
Mail Ballot	694	36.09%	1,229	63.91%	1,923
3rd Supervisorial District - Total	28,407	42.85%	37,885	57.15%	66,292
4th Supervisorial District					
Poll Place	2,226	47.51%	2,459	52.49%	4,685
Vote by Mail	14,630	50.52%	14,331	49.48%	28,961
Mail Ballot	2,670	38.77%	4,217	61.23%	6,887
4th Supervisorial District - Total	19,526	48.17%	21,007	51.83%	40,533
5th Supervisorial District					
Poll Place	2,225	54.07%	1,890	45.93%	4,115
Vote by Mail	13,870	55.15%	11,279	44.85%	25,149
Mail Ballot	2,036	52.64%	1,832	47.36%	3,868
5th Supervisorial District - Total	18,131	54.72%	15,001	45.28%	33,132
Cumulative					
Poll Place	0		0		0
Vote by Mail	0		0		0

District	Registered Voters
Mail Ballot	0
Cumulative - Total	0
County Supervisor - Total	425,526
Cities	
City of Arvin	
Poll Place	5,367
Vote by Mail	5,367
Mail Ballot	5,367
City of Arvin - Total	5,367
City of Bakersfield	
Poll Place	204,058
Vote by Mail	204,058
Mail Ballot	204,058
City of Bakersfield - Total	204,058
City of California City	
Poll Place	6,415
Vote by Mail	6,415
Mail Ballot	6,415
City of California City - Total	6,415
City of Delano	
Poll Place	15,671
Vote by Mail	15,671
Mail Ballot	15,671
City of Delano - Total	15,671
City of Maricopa	
Poll Place	485
Vote by Mail	485
Mail Ballot	485
City of Maricopa - Total	485
City of McFarland	
Poll Place	4,209

District	Yes		No		Total Votes
Mail Ballot	0		0		0
Cumulative - Total	0		0		0
County Supervisor - Total	127,095	42.78%	169,976	57.22%	297,071
Cities					
City of Arvin					
Poll Place	250	53.76%	215	46.24%	465
Vote by Mail	1,508	57.19%	1,129	42.81%	2,637
Mail Ballot	0		0		0
City of Arvin - Total	1,758	56.67%	1,344	43.33%	3,102
City of Bakersfield					
Poll Place	6,793	38.35%	10,920	61.65%	17,713
Vote by Mail	53,462	45.32%	64,492	54.68%	117,954
Mail Ballot	3,701	44.93%	4,536	55.07%	8,237
City of Bakersfield - Total	63,956	44.44%	79,948	55.56%	143,904
City of California City					
Poll Place	311	39.67%	473	60.33%	784
Vote by Mail	1,767	49.25%	1,821	50.75%	3,588
Mail Ballot	10	27.78%	26	72.22%	36
City of California City - Total	2,088	47.37%	2,320	52.63%	4,408
City of Delano					
Poll Place	638	53.61%	552	46.39%	1,190
Vote by Mail	4,649	54.82%	3,832	45.18%	8,481
Mail Ballot	1	50.00%	1	50.00%	2
City of Delano - Total	5,288	54.67%	4,385	45.33%	9,673
City of Maricopa					
Poll Place	26	29.55%	62	70.45%	88
Vote by Mail	100	35.34%	183	64.66%	283
Mail Ballot	0		0		0
City of Maricopa - Total	126	33.96%	245	66.04%	371
City of McFarland					
Poll Place	219	48.56%	232	51.44%	451

District	Registered Voters
Vote by Mail	4,209
Mail Ballot	4,209
City of McFarland - Total	4,209
City of Ridgecrest	
Poll Place	16,379
Vote by Mail	16,379
Mail Ballot	16,379
City of Ridgecrest - Total	16,379
City of Shafter	
Poll Place	7,671
Vote by Mail	7,671
Mail Ballot	7,671
City of Shafter - Total	7,671
City of Taft	
Poll Place	3,373
Vote by Mail	3,373
Mail Ballot	3,373
City of Taft - Total	3,373
City of Tehachapi	
Poll Place	4,585
Vote by Mail	4,585
Mail Ballot	4,585
City of Tehachapi - Total	4,585
City of Wasco	
Poll Place	7,819
Vote by Mail	7,819
Mail Ballot	7,819
City of Wasco - Total	7,819
Unincorporated	
Poll Place	149,494
Vote by Mail	149,494
Mail Ballot	149,494
Unincorporated - Total	149,494

District	Yes		No		Total Votes
Vote by Mail	1,080	52.89%	962	47.11%	2,042
Mail Ballot	0		0		0
City of McFarland - Total	1,299	52.11%	1,194	47.89%	2,493
City of Ridgecrest					
Poll Place	532	31.57%	1,153	68.43%	1,685
Vote by Mail	4,589	42.53%	6,200	57.47%	10,789
Mail Ballot	37	69.81%	16	30.19%	53
City of Ridgecrest - Total	5,158	41.18%	7,369	58.82%	12,527
City of Shafter					
Poll Place	316	45.80%	374	54.20%	690
Vote by Mail	1,545	45.24%	1,870	54.76%	3,415
Mail Ballot	423	40.83%	613	59.17%	1,036
City of Shafter - Total	2,284	44.43%	2,857	55.57%	5,141
City of Taft					
Poll Place	133	28.42%	335	71.58%	468
Vote by Mail	612	31.27%	1,345	68.73%	1,957
Mail Ballot	0		0		0
City of Taft - Total	745	30.72%	1,680	69.28%	2,425
City of Tehachapi					
Poll Place	153	32.08%	324	67.92%	477
Vote by Mail	1,125	40.24%	1,671	59.76%	2,796
Mail Ballot	75	33.94%	146	66.06%	221
City of Tehachapi - Total	1,353	38.72%	2,141	61.28%	3,494
City of Wasco					
Poll Place	303	44.76%	374	55.24%	677
Vote by Mail	1,907	48.30%	2,041	51.70%	3,948
Mail Ballot	107	36.77%	184	63.23%	291
City of Wasco - Total	2,317	47.13%	2,599	52.87%	4,916
Unincorporated					
Poll Place	5,378	35.09%	9,949	64.91%	15,327
Vote by Mail	30,995	40.15%	46,201	59.85%	77,196
Mail Ballot	4,350	35.97%	7,744	64.03%	12,094
Unincorporated - Total	40,723	38.93%	63,894	61.07%	104,617

701 of 3301

Exhibit F

District	Registered Voters
Cumulative	
Poll Place	0
Vote by Mail	0
Mail Ballot	0
Cumulative - Total	0
Cities - Total	425,526
Unincorporated	
Unincorporated Area	
Poll Place	151,129
Vote by Mail	151,129
Mail Ballot	151,129
Unincorporated Area - Total	151,129
Unincorporated	
Poll Place	274,397
Vote by Mail	274,397
Mail Ballot	274,397
Unincorporated - Total	274,397
Cumulative	
Poll Place	0
Vote by Mail	0
Mail Ballot	0
Cumulative - Total	0
Unincorporated - Total	425,526

District	Yes		No		Total Votes
Cumulative					
Poll Place	0		0		0
Vote by Mail	0		0		0
Mail Ballot	0		0		0
Cumulative - Total	0		0		0
Cities - Total	127,095	42.78%	169,976	57.22%	297,071
Unincorporated					
Unincorporated Area					
Poll Place	5,378	35.09%	9,949	64.91%	15,327
Vote by Mail	30,995	40.15%	46,201	59.85%	77,196
Mail Ballot	4,774	35.85%	8,541	64.15%	13,315
Unincorporated Area - Total	41,147	38.88%	64,691	61.12%	105,838
Unincorporated					
Poll Place	9,674	39.19%	15,014	60.81%	24,688
Vote by Mail	72,344	45.82%	85,546	54.18%	157,890
Mail Ballot	3,930	45.41%	4,725	54.59%	8,655
Unincorporated - Total	85,948	44.94%	105,285	55.06%	191,233
Cumulative					
Poll Place	0		0		0
Vote by Mail	0		0		0
Mail Ballot	0		0		0
Cumulative - Total	0		0		0
Unincorporated - Total	127,095	42.78%	169,976	57.22%	297,071

PROPOSITION 20 (Vote for 1)

District	Registered Voters
United States Representative	
21st Congressional District	
Poll Place	108,068
Vote by Mail	108,068
Mail Ballot	108,068
21st Congressional District - Total	108,068
23rd Congressional District	
Poll Place	317,458
Vote by Mail	317,458
Mail Ballot	317,458
23rd Congressional District - Total	317,458
Cumulative	
Poll Place	0
Vote by Mail	0
Mail Ballot	0
Cumulative - Total	0
United States Representative - Total	425,526
State Senator	
14th Senatorial District	
Poll Place	96,992
Vote by Mail	96,992
Mail Ballot	96,992
14th Senatorial District - Total	96,992
16th Senatorial District	
Poll Place	328,534
Vote by Mail	328,534

District	Yes		No		Total Votes
United States Representative					
21st Congressional District					
Poll Place	3,514	44.55%	4,374	55.45%	7,888
Vote by Mail	18,750	40.92%	27,069	59.08%	45,819
Mail Ballot	4,011	48.54%	4,252	51.46%	8,263
21st Congressional District - Total	26,275	42.40%	35,695	57.60%	61,970
23rd Congressional District					
Poll Place	17,673	54.77%	14,597	45.23%	32,270
Vote by Mail	97,023	51.11%	92,812	48.89%	189,835
Mail Ballot	7,508	54.41%	6,291	45.59%	13,799
23rd Congressional District - Total	122,204	51.80%	113,700	48.20%	235,904
Cumulative					
Poll Place	0		0		0
Vote by Mail	0		0		0
Mail Ballot	0		0		0
Cumulative - Total	0		0		0
United States Representative - Total	148,479	49.85%	149,395	50.15%	297,874
State Senator					
14th Senatorial District					
Poll Place	3,098	44.30%	3,895	55.70%	6,993
Vote by Mail	16,623	40.59%	24,327	59.41%	40,950
Mail Ballot	3,402	48.16%	3,662	51.84%	7,064
14th Senatorial District - Total	23,123	42.04%	31,884	57.96%	55,007
16th Senatorial District					
Poll Place	18,089	54.54%	15,076	45.46%	33,165
Vote by Mail	99,150	50.92%	95,554	49.08%	194,704

District	Registered Voters
Mail Ballot	328,534
16th Senatorial District - Total	328,534
Cumulative	
Poll Place	0
Vote by Mail	0
Mail Ballot	0
Cumulative - Total	0
State Senator - Total	425,526
Member of the State Assembly	
26th Assembly District	
Poll Place	9,466
Vote by Mail	9,466
Mail Ballot	9,466
26th Assembly District - Total	9,466
32nd Assembly District	
Poll Place	108,628
Vote by Mail	108,628
Mail Ballot	108,628
32nd Assembly District - Total	108,628
34th Assembly District	
Poll Place	286,001
Vote by Mail	286,001
Mail Ballot	286,001
34th Assembly District - Total	286,001
36th Assembly District	
Poll Place	21,431
Vote by Mail	21,431
Mail Ballot	21,431
36th Assembly District - Total	21,431

District	Yes		No		Total Votes
Mail Ballot	8,117	54.12%	6,881	45.88%	14,998
16th Senatorial District - Total	125,356	51.62%	117,511	48.38%	242,867
Cumulative					
Poll Place	0		0		0
Vote by Mail	0		0		0
Mail Ballot	0		0		0
Cumulative - Total	0		0		0
State Senator - Total	148,479	49.85%	149,395	50.15%	297,874
Member of the State Assembly					
26th Assembly District					
Poll Place	599	54.41%	502	45.59%	1,101
Vote by Mail	2,690	51.92%	2,491	48.08%	5,181
Mail Ballot	607	58.70%	427	41.30%	1,034
26th Assembly District - Total	3,896	53.25%	3,420	46.75%	7,316
32nd Assembly District					
Poll Place	3,447	44.28%	4,338	55.72%	7,785
Vote by Mail	18,829	40.76%	27,364	59.24%	46,193
Mail Ballot	3,773	48.25%	4,046	51.75%	7,819
32nd Assembly District - Total	26,049	42.15%	35,748	57.85%	61,797
34th Assembly District					
Poll Place	15,803	55.51%	12,667	44.49%	28,470
Vote by Mail	88,879	51.45%	83,855	48.55%	172,734
Mail Ballot	6,766	54.27%	5,702	45.73%	12,468
34th Assembly District - Total	111,448	52.16%	102,224	47.84%	213,672
36th Assembly District					
Poll Place	1,338	47.75%	1,464	52.25%	2,802
Vote by Mail	5,375	46.55%	6,171	53.45%	11,546
Mail Ballot	373	50.34%	368	49.66%	741
36th Assembly District - Total	7,086	46.96%	8,003	53.04%	15,089

District	Registered Voters
Cumulative	
Poll Place	0
Vote by Mail	0
Mail Ballot	0
Cumulative - Total	0
Member of the State Assembly - Total	425,526
Board of Equalization (State)	
Board Of Equalization	
Poll Place	425,526
Vote by Mail	425,526
Mail Ballot	425,526
Board Of Equalization - Total	425,526
Cumulative	
Poll Place	0
Vote by Mail	0
Mail Ballot	0
Cumulative - Total	0
Board of Equalization (State) - Total	425,526
County	
Kern County	
Poll Place	425,526
Vote by Mail	425,526
Mail Ballot	425,526
Kern County - Total	425,526
Cumulative	
Poll Place	0
Vote by Mail	0
Mail Ballot	0
Cumulative - Total	0
County - Total	425,526

District	Yes		No		Total Votes
Cumulative					
Poll Place	0		0		0
Vote by Mail	0		0		0
Mail Ballot	0		0		0
Cumulative - Total	0		0		0
Member of the State Assembly - Total	148,479	49.85%	149,395	50.15%	297,874
Board of Equalization (State)					
Board Of Equalization					
Poll Place	21,187	52.76%	18,971	47.24%	40,158
Vote by Mail	115,773	49.13%	119,881	50.87%	235,654
Mail Ballot	11,519	52.21%	10,543	47.79%	22,062
Board Of Equalization - Total	148,479	49.85%	149,395	50.15%	297,874
Cumulative					
Poll Place	0		0		0
Vote by Mail	0		0		0
Mail Ballot	0		0		0
Cumulative - Total	0		0		0
Board of Equalization (State) - Total	148,479	49.85%	149,395	50.15%	297,874
County					
Kern County					
Poll Place	21,187	52.76%	18,971	47.24%	40,158
Vote by Mail	115,773	49.13%	119,881	50.87%	235,654
Mail Ballot	11,519	52.21%	10,543	47.79%	22,062
Kern County - Total	148,479	49.85%	149,395	50.15%	297,874
Cumulative					
Poll Place	0		0		0
Vote by Mail	0		0		0
Mail Ballot	0		0		0
Cumulative - Total	0		0		0
County - Total	148,479	49.85%	149,395	50.15%	297,874

District	Registered Voters
County Supervisor	
1st Supervisorial District	
Poll Place	111,879
Vote by Mail	111,879
Mail Ballot	111,879
1st Supervisorial District - Total	111,879
2nd Supervisorial District	
Poll Place	93,909
Vote by Mail	93,909
Mail Ballot	93,909
2nd Supervisorial District - Total	93,909
3rd Supervisorial District	
Poll Place	94,205
Vote by Mail	94,205
Mail Ballot	94,205
3rd Supervisorial District - Total	94,205
4th Supervisorial District	
Poll Place	62,713
Vote by Mail	62,713
Mail Ballot	62,713
4th Supervisorial District - Total	62,713
5th Supervisorial District	
Poll Place	62,820
Vote by Mail	62,820
Mail Ballot	62,820
5th Supervisorial District - Total	62,820
Cumulative	
Poll Place	0
Vote by Mail	0

District	Yes		No		Total Votes
County Supervisor					
1st Supervisorial District					
Poll Place	6,989	58.15%	5,029	41.85%	12,018
Vote by Mail	40,183	54.92%	32,983	45.08%	73,166
Mail Ballot	2,414	57.49%	1,785	42.51%	4,199
1st Supervisorial District - Total	49,586	55.48%	39,797	44.52%	89,383
2nd Supervisorial District					
Poll Place	5,328	52.82%	4,760	47.18%	10,088
Vote by Mail	25,637	48.45%	27,276	51.55%	52,913
Mail Ballot	2,644	51.54%	2,486	48.46%	5,130
2nd Supervisorial District - Total	33,609	49.33%	34,522	50.67%	68,131
3rd Supervisorial District					
Poll Place	4,917	53.39%	4,292	46.61%	9,209
Vote by Mail	27,289	49.27%	28,093	50.73%	55,382
Mail Ballot	1,138	58.99%	791	41.01%	1,929
3rd Supervisorial District - Total	33,344	50.13%	33,176	49.87%	66,520
4th Supervisorial District					
Poll Place	2,148	45.73%	2,549	54.27%	4,697
Vote by Mail	12,402	42.75%	16,609	57.25%	29,011
Mail Ballot	3,690	53.26%	3,238	46.74%	6,928
4th Supervisorial District - Total	18,240	44.89%	22,396	55.11%	40,636
5th Supervisorial District					
Poll Place	1,805	43.54%	2,341	56.46%	4,146
Vote by Mail	10,262	40.75%	14,920	59.25%	25,182
Mail Ballot	1,633	42.13%	2,243	57.87%	3,876
5th Supervisorial District - Total	13,700	41.26%	19,504	58.74%	33,204
Cumulative					
Poll Place	0		0		0
Vote by Mail	0		0		0

706 of 3301

Exhibit F

District	Registered Voters
Mail Ballot	0
Cumulative - Total	0
County Supervisor - Total	425,526
Cities	
City of Arvin	
Poll Place	5,367
Vote by Mail	5,367
Mail Ballot	5,367
City of Arvin - Total	5,367
City of Bakersfield	
Poll Place	204,058
Vote by Mail	204,058
Mail Ballot	204,058
City of Bakersfield - Total	204,058
City of California City	
Poll Place	6,415
Vote by Mail	6,415
Mail Ballot	6,415
City of California City - Total	6,415
City of Delano	
Poll Place	15,671
Vote by Mail	15,671
Mail Ballot	15,671
City of Delano - Total	15,671
City of Maricopa	
Poll Place	485
Vote by Mail	485
Mail Ballot	485
City of Maricopa - Total	485
City of McFarland	
Poll Place	4,209

District	Yes		No		Total Votes
Mail Ballot	0		0		0
Cumulative - Total	0		0		0
County Supervisor - Total	148,479	49.85%	149,395	50.15%	297,874
Cities					
City of Arvin					
Poll Place	183	38.94%	287	61.06%	470
Vote by Mail	962	36.56%	1,669	63.44%	2,631
Mail Ballot	0		0		0
City of Arvin - Total	1,145	36.92%	1,956	63.08%	3,101
City of Bakersfield					
Poll Place	9,591	53.97%	8,181	46.03%	17,772
Vote by Mail	57,908	48.92%	60,453	51.08%	118,361
Mail Ballot	4,182	50.54%	4,093	49.46%	8,275
City of Bakersfield - Total	71,681	49.64%	72,727	50.36%	144,408
City of California City					
Poll Place	355	45.34%	428	54.66%	783
Vote by Mail	1,582	44.13%	2,003	55.87%	3,585
Mail Ballot	19	52.78%	17	47.22%	36
City of California City - Total	1,956	44.41%	2,448	55.59%	4,404
City of Delano					
Poll Place	531	44.47%	663	55.53%	1,194
Vote by Mail	3,353	39.53%	5,130	60.47%	8,483
Mail Ballot	0	0.00%	2	100.00%	2
City of Delano - Total	3,884	40.13%	5,795	59.87%	9,679
City of Maricopa					
Poll Place	49	56.32%	38	43.68%	87
Vote by Mail	156	55.12%	127	44.88%	283
Mail Ballot	0		0		0
City of Maricopa - Total	205	55.41%	165	44.59%	370
City of McFarland					
Poll Place	196	42.70%	263	57.30%	459

District	Registered Voters
Vote by Mail	4,209
Mail Ballot	4,209
City of McFarland - Total	4,209
City of Ridgecrest	
Poll Place	16,379
Vote by Mail	16,379
Mail Ballot	16,379
City of Ridgecrest - Total	16,379
City of Shafter	
Poll Place	7,671
Vote by Mail	7,671
Mail Ballot	7,671
City of Shafter - Total	7,671
City of Taft	
Poll Place	3,373
Vote by Mail	3,373
Mail Ballot	3,373
City of Taft - Total	3,373
City of Tehachapi	
Poll Place	4,585
Vote by Mail	4,585
Mail Ballot	4,585
City of Tehachapi - Total	4,585
City of Wasco	
Poll Place	7,819
Vote by Mail	7,819
Mail Ballot	7,819
City of Wasco - Total	7,819
Unincorporated	
Poll Place	149,494
Vote by Mail	149,494
Mail Ballot	149,494
Unincorporated - Total	149,494

District	Yes	No	Total Votes
Vote by Mail	823 40.13%	1,228 59.87%	2,051
Mail Ballot	0	0	0
City of McFarland - Total	1,019 40.60%	1,491 59.40%	2,510
City of Ridgecrest			
Poll Place	854 50.86%	825 49.14%	1,679
Vote by Mail	5,024 46.67%	5,742 53.33%	10,766
Mail Ballot	18 33.96%	35 66.04%	53
City of Ridgecrest - Total	5,896 47.18%	6,602 52.82%	12,498
City of Shafter			
Poll Place	352 51.01%	338 48.99%	690
Vote by Mail	1,616 47.02%	1,821 52.98%	3,437
Mail Ballot	572 54.42%	479 45.58%	1,051
City of Shafter - Total	2,540 49.05%	2,638 50.95%	5,178
City of Taft			
Poll Place	281 59.41%	192 40.59%	473
Vote by Mail	1,195 61.09%	761 38.91%	1,956
Mail Ballot	0	0	0
City of Taft - Total	1,476 60.77%	953 39.23%	2,429
City of Tehachapi			
Poll Place	306 62.83%	181 37.17%	487
Vote by Mail	1,434 51.20%	1,367 48.80%	2,801
Mail Ballot	120 54.05%	102 45.95%	222
City of Tehachapi - Total	1,860 52.99%	1,650 47.01%	3,510
City of Wasco			
Poll Place	282 41.59%	396 58.41%	678
Vote by Mail	1,716 43.45%	2,233 56.55%	3,949
Mail Ballot	156 53.24%	137 46.76%	293
City of Wasco - Total	2,154 43.78%	2,766 56.22%	4,920
Unincorporated			
Poll Place	8,207 53.34%	7,179 46.66%	15,386
Vote by Mail	40,004 51.72%	37,347 48.28%	77,351
Mail Ballot	6,452 53.19%	5,678 46.81%	12,130
Unincorporated - Total	54,663 52.13%	50,204 47.87%	104,867

708 of 3301

Exhibit F

District	Registered Voters
Cumulative	
Poll Place	0
Vote by Mail	0
Mail Ballot	0
Cumulative - Total	0
Cities - Total	425,526
Unincorporated	
Unincorporated Area	
Poll Place	151,129
Vote by Mail	151,129
Mail Ballot	151,129
Unincorporated Area - Total	151,129
Unincorporated	
Poll Place	274,397
Vote by Mail	274,397
Mail Ballot	274,397
Unincorporated - Total	274,397
Cumulative	
Poll Place	0
Vote by Mail	0
Mail Ballot	0
Cumulative - Total	0
Unincorporated - Total	425,526

District	Yes		No		Total Votes
Cumulative					
Poll Place	0		0		0
Vote by Mail	0		0		0
Mail Ballot	0		0		0
Cumulative - Total	0		0		0
Cities - Total	148,479	49.85%	149,395	50.15%	297,874
Unincorporated					
Unincorporated Area					
Poll Place	8,207	53.34%	7,179	46.66%	15,386
Vote by Mail	40,004	51.72%	37,347	48.28%	77,351
Mail Ballot	7,173	53.65%	6,196	46.35%	13,369
Unincorporated Area - Total	55,384	52.20%	50,722	47.80%	106,106
Unincorporated					
Poll Place	12,980	52.40%	11,792	47.60%	24,772
Vote by Mail	75,769	47.86%	82,534	52.14%	158,303
Mail Ballot	4,346	49.99%	4,347	50.01%	8,693
Unincorporated - Total	93,095	48.55%	98,673	51.45%	191,768
Cumulative					
Poll Place	0		0		0
Vote by Mail	0		0		0
Mail Ballot	0		0		0
Cumulative - Total	0		0		0
Unincorporated - Total	148,479	49.85%	149,395	50.15%	297,874

PROPOSITION 21 (Vote for 1)

District	Registered Voters
United States Representative	
21st Congressional District	
Poll Place	108,068
Vote by Mail	108,068
Mail Ballot	108,068
21st Congressional District - Total	108,068
23rd Congressional District	
Poll Place	317,458
Vote by Mail	317,458
Mail Ballot	317,458
23rd Congressional District - Total	317,458
Cumulative	
Poll Place	0
Vote by Mail	0
Mail Ballot	0
Cumulative - Total	0
United States Representative - Total	425,526
State Senator	
14th Senatorial District	
Poll Place	96,992
Vote by Mail	96,992
Mail Ballot	96,992
14th Senatorial District - Total	96,992
16th Senatorial District	
Poll Place	328,534
Vote by Mail	328,534

District	Yes		No		Total Votes
United States Representative					
21st Congressional District					
Poll Place	2,583	32.60%	5,340	67.40%	7,923
Vote by Mail	17,137	37.23%	28,888	62.77%	46,025
Mail Ballot	2,334	28.16%	5,955	71.84%	8,289
21st Congressional District - Total	22,054	35.44%	40,183	64.56%	62,237
23rd Congressional District					
Poll Place	6,017	18.57%	26,384	81.43%	32,401
Vote by Mail	47,502	24.88%	143,449	75.12%	190,951
Mail Ballot	2,825	20.37%	11,046	79.63%	13,871
23rd Congressional District - Total	56,344	23.75%	180,879	76.25%	237,223
Cumulative					
Poll Place	0		0		0
Vote by Mail	0		0		0
Mail Ballot	0		0		0
Cumulative - Total	0		0		0
United States Representative - Total	78,398	26.18%	221,062	73.82%	299,460
State Senator					
14th Senatorial District					
Poll Place	2,318	33.05%	4,695	66.95%	7,013
Vote by Mail	15,450	37.56%	25,684	62.44%	41,134
Mail Ballot	2,009	28.35%	5,078	71.65%	7,087
14th Senatorial District - Total	19,777	35.81%	35,457	64.19%	55,234
16th Senatorial District					
Poll Place	6,282	18.86%	27,029	81.14%	33,311
Vote by Mail	49,189	25.12%	146,653	74.88%	195,842

District	Registered Voters
Mail Ballot	328,534
16th Senatorial District - Total	328,534
Cumulative	
Poll Place	0
Vote by Mail	0
Mail Ballot	0
Cumulative - Total	0
State Senator - Total	425,526
Member of the State Assembly	
26th Assembly District	
Poll Place	9,466
Vote by Mail	9,466
Mail Ballot	9,466
26th Assembly District - Total	9,466
32nd Assembly District	
Poll Place	108,628
Vote by Mail	108,628
Mail Ballot	108,628
32nd Assembly District - Total	108,628
34th Assembly District	
Poll Place	286,001
Vote by Mail	286,001
Mail Ballot	286,001
34th Assembly District - Total	286,001
36th Assembly District	
Poll Place	21,431
Vote by Mail	21,431
Mail Ballot	21,431
36th Assembly District - Total	21,431

District	Yes		No		Total Votes
Mail Ballot	3,150	20.90%	11,923	79.10%	15,073
16th Senatorial District - Total	58,621	24.00%	185,605	76.00%	244,226
Cumulative					
Poll Place	0		0		0
Vote by Mail	0		0		0
Mail Ballot	0		0		0
Cumulative - Total	0		0		0
State Senator - Total	78,398	26.18%	221,062	73.82%	299,460
Member of the State Assembly					
26th Assembly District					
Poll Place	162	14.62%	946	85.38%	1,108
Vote by Mail	1,100	20.94%	4,154	79.06%	5,254
Mail Ballot	119	11.37%	928	88.63%	1,047
26th Assembly District - Total	1,381	18.64%	6,028	81.36%	7,409
32nd Assembly District					
Poll Place	2,593	33.22%	5,212	66.78%	7,805
Vote by Mail	17,319	37.33%	29,080	62.67%	46,399
Mail Ballot	2,209	28.16%	5,636	71.84%	7,845
32nd Assembly District - Total	22,121	35.65%	39,928	64.35%	62,049
34th Assembly District					
Poll Place	5,160	18.05%	23,430	81.95%	28,590
Vote by Mail	42,591	24.52%	131,112	75.48%	173,703
Mail Ballot	2,622	20.93%	9,906	79.07%	12,528
34th Assembly District - Total	50,373	23.45%	164,448	76.55%	214,821
36th Assembly District					
Poll Place	685	24.28%	2,136	75.72%	2,821
Vote by Mail	3,629	31.23%	7,991	68.77%	11,620
Mail Ballot	209	28.24%	531	71.76%	740
36th Assembly District - Total	4,523	29.79%	10,658	70.21%	15,181

District	Registered Voters
Cumulative	
Poll Place	0
Vote by Mail	0
Mail Ballot	0
Cumulative - Total	0
Member of the State Assembly - Total	425,526
Board of Equalization (State)	
Board Of Equalization	
Poll Place	425,526
Vote by Mail	425,526
Mail Ballot	425,526
Board Of Equalization - Total	425,526
Cumulative	
Poll Place	0
Vote by Mail	0
Mail Ballot	0
Cumulative - Total	0
Board of Equalization (State) - Total	425,526
County	
Kern County	
Poll Place	425,526
Vote by Mail	425,526
Mail Ballot	425,526
Kern County - Total	425,526
Cumulative	
Poll Place	0
Vote by Mail	0
Mail Ballot	0
Cumulative - Total	0
County - Total	425,526

District	Yes		No		Total Votes
Cumulative					
Poll Place	0		0		0
Vote by Mail	0		0		0
Mail Ballot	0		0		0
Cumulative - Total	0		0		0
Member of the State Assembly - Total	78,398	26.18%	221,062	73.82%	299,460
Board of Equalization (State)					
Board Of Equalization					
Poll Place	8,600	21.33%	31,724	78.67%	40,324
Vote by Mail	64,639	27.28%	172,337	72.72%	236,976
Mail Ballot	5,159	23.28%	17,001	76.72%	22,160
Board Of Equalization - Total	78,398	26.18%	221,062	73.82%	299,460
Cumulative					
Poll Place	0		0		0
Vote by Mail	0		0		0
Mail Ballot	0		0		0
Cumulative - Total	0		0		0
Board of Equalization (State) - Total	78,398	26.18%	221,062	73.82%	299,460
County					
Kern County					
Poll Place	8,600	21.33%	31,724	78.67%	40,324
Vote by Mail	64,639	27.28%	172,337	72.72%	236,976
Mail Ballot	5,159	23.28%	17,001	76.72%	22,160
Kern County - Total	78,398	26.18%	221,062	73.82%	299,460
Cumulative					
Poll Place	0		0		0
Vote by Mail	0		0		0
Mail Ballot	0		0		0
Cumulative - Total	0		0		0
County - Total	78,398	26.18%	221,062	73.82%	299,460

District	Registered Voters
County Supervisor	
1st Supervisorial District	
Poll Place	111,879
Vote by Mail	111,879
Mail Ballot	111,879
1st Supervisorial District - Total	111,879
2nd Supervisorial District	
Poll Place	93,909
Vote by Mail	93,909
Mail Ballot	93,909
2nd Supervisorial District - Total	93,909
3rd Supervisorial District	
Poll Place	94,205
Vote by Mail	94,205
Mail Ballot	94,205
3rd Supervisorial District - Total	94,205
4th Supervisorial District	
Poll Place	62,713
Vote by Mail	62,713
Mail Ballot	62,713
4th Supervisorial District - Total	62,713
5th Supervisorial District	
Poll Place	62,820
Vote by Mail	62,820
Mail Ballot	62,820
5th Supervisorial District - Total	62,820
Cumulative	
Poll Place	0
Vote by Mail	0

District	Yes		No		Total Votes
County Supervisor					
1st Supervisorial District					
Poll Place	1,697	14.06%	10,373	85.94%	12,070
Vote by Mail	14,492	19.70%	59,078	80.30%	73,570
Mail Ballot	677	16.08%	3,534	83.92%	4,211
1st Supervisorial District - Total	16,866	18.77%	72,985	81.23%	89,851
2nd Supervisorial District					
Poll Place	2,039	20.12%	8,093	79.88%	10,132
Vote by Mail	14,756	27.71%	38,499	72.29%	53,255
Mail Ballot	1,173	22.70%	3,995	77.30%	5,168
2nd Supervisorial District - Total	17,968	26.21%	50,587	73.79%	68,555
3rd Supervisorial District					
Poll Place	1,999	21.63%	7,244	78.37%	9,243
Vote by Mail	15,736	28.24%	39,982	71.76%	55,718
Mail Ballot	372	19.12%	1,574	80.88%	1,946
3rd Supervisorial District - Total	18,107	27.06%	48,800	72.94%	66,907
4th Supervisorial District					
Poll Place	1,417	29.98%	3,310	70.02%	4,727
Vote by Mail	9,818	33.69%	19,326	66.31%	29,144
Mail Ballot	1,546	22.24%	5,407	77.76%	6,953
4th Supervisorial District - Total	12,781	31.31%	28,043	68.69%	40,824
5th Supervisorial District					
Poll Place	1,448	34.87%	2,704	65.13%	4,152
Vote by Mail	9,837	38.90%	15,452	61.10%	25,289
Mail Ballot	1,391	35.83%	2,491	64.17%	3,882
5th Supervisorial District - Total	12,676	38.04%	20,647	61.96%	33,323
Cumulative					
Poll Place	0		0		0
Vote by Mail	0		0		0

713 of 3301

Exhibit F

District	Registered Voters
Mail Ballot	0
Cumulative - Total	0
County Supervisor - Total	425,526
Cities	
City of Arvin	
Poll Place	5,367
Vote by Mail	5,367
Mail Ballot	5,367
City of Arvin - Total	5,367
City of Bakersfield	
Poll Place	204,058
Vote by Mail	204,058
Mail Ballot	204,058
City of Bakersfield - Total	204,058
City of California City	
Poll Place	6,415
Vote by Mail	6,415
Mail Ballot	6,415
City of California City - Total	6,415
City of Delano	
Poll Place	15,671
Vote by Mail	15,671
Mail Ballot	15,671
City of Delano - Total	15,671
City of Maricopa	
Poll Place	485
Vote by Mail	485
Mail Ballot	485
City of Maricopa - Total	485
City of McFarland	
Poll Place	4,209

District	Yes		No		Total Votes
Mail Ballot	0		0		0
Cumulative - Total	0		0		0
County Supervisor - Total	78,398	26.18%	221,062	73.82%	299,460
Cities					
City of Arvin					
Poll Place	178	37.32%	299	62.68%	477
Vote by Mail	1,085	41.01%	1,561	58.99%	2,646
Mail Ballot	0		0		0
City of Arvin - Total	1,263	40.44%	1,860	59.56%	3,123
City of Bakersfield					
Poll Place	3,960	22.19%	13,885	77.81%	17,845
Vote by Mail	34,352	28.88%	84,612	71.12%	118,964
Mail Ballot	2,375	28.61%	5,925	71.39%	8,300
City of Bakersfield - Total	40,687	28.04%	104,422	71.96%	145,109
City of California City					
Poll Place	212	26.60%	585	73.40%	797
Vote by Mail	1,214	33.58%	2,401	66.42%	3,615
Mail Ballot	7	20.00%	28	80.00%	35
City of California City - Total	1,433	32.22%	3,014	67.78%	4,447
City of Delano					
Poll Place	429	35.72%	772	64.28%	1,201
Vote by Mail	3,376	39.56%	5,157	60.44%	8,533
Mail Ballot	1	50.00%	1	50.00%	2
City of Delano - Total	3,806	39.09%	5,930	60.91%	9,736
City of Maricopa					
Poll Place	9	10.23%	79	89.77%	88
Vote by Mail	57	19.86%	230	80.14%	287
Mail Ballot	0		0		0
City of Maricopa - Total	66	17.60%	309	82.40%	375
City of McFarland					
Poll Place	128	28.13%	327	71.87%	455

District	Registered Voters
Vote by Mail	4,209
Mail Ballot	4,209
City of McFarland - Total	4,209
City of Ridgecrest	
Poll Place	16,379
Vote by Mail	16,379
Mail Ballot	16,379
City of Ridgecrest - Total	16,379
City of Shafter	
Poll Place	7,671
Vote by Mail	7,671
Mail Ballot	7,671
City of Shafter - Total	7,671
City of Taft	
Poll Place	3,373
Vote by Mail	3,373
Mail Ballot	3,373
City of Taft - Total	3,373
City of Tehachapi	
Poll Place	4,585
Vote by Mail	4,585
Mail Ballot	4,585
City of Tehachapi - Total	4,585
City of Wasco	
Poll Place	7,819
Vote by Mail	7,819
Mail Ballot	7,819
City of Wasco - Total	7,819
Unincorporated	
Poll Place	149,494
Vote by Mail	149,494
Mail Ballot	149,494
Unincorporated - Total	149,494

District	Yes		No		Total Votes
Vote by Mail	728	35.65%	1,314	64.35%	2,042
Mail Ballot	0		0		0
City of McFarland - Total	856	34.28%	1,641	65.72%	2,497
City of Ridgecrest					
Poll Place	328	19.43%	1,360	80.57%	1,688
Vote by Mail	2,591	23.89%	8,255	76.11%	10,846
Mail Ballot	34	64.15%	19	35.85%	53
City of Ridgecrest - Total	2,953	23.46%	9,634	76.54%	12,587
City of Shafter					
Poll Place	181	26.31%	507	73.69%	688
Vote by Mail	960	27.72%	2,503	72.28%	3,463
Mail Ballot	263	25.07%	786	74.93%	1,049
City of Shafter - Total	1,404	27.00%	3,796	73.00%	5,200
City of Taft					
Poll Place	61	12.87%	413	87.13%	474
Vote by Mail	284	14.33%	1,698	85.67%	1,982
Mail Ballot	0		0		0
City of Taft - Total	345	14.05%	2,111	85.95%	2,456
City of Tehachapi					
Poll Place	60	12.45%	422	87.55%	482
Vote by Mail	660	23.37%	2,164	76.63%	2,824
Mail Ballot	47	21.08%	176	78.92%	223
City of Tehachapi - Total	767	21.73%	2,762	78.27%	3,529
City of Wasco					
Poll Place	191	27.96%	492	72.04%	683
Vote by Mail	1,222	30.76%	2,751	69.24%	3,973
Mail Ballot	57	19.39%	237	80.61%	294
City of Wasco - Total	1,470	29.70%	3,480	70.30%	4,950
Unincorporated					
Poll Place	2,863	18.54%	12,583	81.46%	15,446
Vote by Mail	18,110	23.28%	59,691	76.72%	77,801
Mail Ballot	2,375	19.46%	9,829	80.54%	12,204
Unincorporated - Total	23,348	22.14%	82,103	77.86%	105,451

715 of 3301

Exhibit F

District	Registered Voters
Cumulative	
Poll Place	0
Vote by Mail	0
Mail Ballot	0
Cumulative - Total	0
Cities - Total	425,526
Unincorporated	
Unincorporated Area	
Poll Place	151,129
Vote by Mail	151,129
Mail Ballot	151,129
Unincorporated Area - Total	151,129
Unincorporated	
Poll Place	274,397
Vote by Mail	274,397
Mail Ballot	274,397
Unincorporated - Total	274,397
Cumulative	
Poll Place	0
Vote by Mail	0
Mail Ballot	0
Cumulative - Total	0
Unincorporated - Total	425,526

District	Yes		No		Total Votes
Cumulative					
Poll Place	0		0		0
Vote by Mail	0		0		0
Mail Ballot	0		0		0
Cumulative - Total	0		0		0
Cities - Total	78,398	26.18%	221,062	73.82%	299,460
Unincorporated					
Unincorporated Area					
Poll Place	2,863	18.54%	12,583	81.46%	15,446
Vote by Mail	18,110	23.28%	59,691	76.72%	77,801
Mail Ballot	2,596	19.30%	10,854	80.70%	13,450
Unincorporated Area - Total	23,569	22.09%	83,128	77.91%	106,697
Unincorporated					
Poll Place	5,737	23.06%	19,141	76.94%	24,878
Vote by Mail	46,529	29.23%	112,646	70.77%	159,175
Mail Ballot	2,563	29.43%	6,147	70.57%	8,710
Unincorporated - Total	54,829	28.44%	137,934	71.56%	192,763
Cumulative					
Poll Place	0		0		0
Vote by Mail	0		0		0
Mail Ballot	0		0		0
Cumulative - Total	0		0		0
Unincorporated - Total	78,398	26.18%	221,062	73.82%	299,460

PROPOSITION 22 (Vote for 1)

District	Registered Voters
United States Representative	
21st Congressional District	
Poll Place	108,068
Vote by Mail	108,068
Mail Ballot	108,068
21st Congressional District - Total	108,068
23rd Congressional District	
Poll Place	317,458
Vote by Mail	317,458
Mail Ballot	317,458
23rd Congressional District - Total	317,458
Cumulative	
Poll Place	0
Vote by Mail	0
Mail Ballot	0
Cumulative - Total	0
United States Representative - Total	425,526
State Senator	
14th Senatorial District	
Poll Place	96,992
Vote by Mail	96,992
Mail Ballot	96,992
14th Senatorial District - Total	96,992
16th Senatorial District	
Poll Place	328,534
Vote by Mail	328,534

District	Yes		No		Total Votes
United States Representative					
21st Congressional District					
Poll Place	4,527	57.06%	3,407	42.94%	7,934
Vote by Mail	26,625	57.63%	19,571	42.37%	46,196
Mail Ballot	5,441	65.26%	2,897	34.74%	8,338
21st Congressional District - Total	36,593	58.58%	25,875	41.42%	62,468
23rd Congressional District					
Poll Place	22,976	70.60%	9,569	29.40%	32,545
Vote by Mail	132,226	69.00%	59,417	31.00%	191,643
Mail Ballot	10,047	72.14%	3,881	27.86%	13,928
23rd Congressional District - Total	165,249	69.40%	72,867	30.60%	238,116
Cumulative					
Poll Place	0		0		0
Vote by Mail	0		0		0
Mail Ballot	0		0		0
Cumulative - Total	0		0		0
United States Representative - Total	201,842	67.15%	98,742	32.85%	300,584
State Senator					
14th Senatorial District					
Poll Place	4,004	57.01%	3,019	42.99%	7,023
Vote by Mail	23,545	57.03%	17,738	42.97%	41,283
Mail Ballot	4,624	64.82%	2,510	35.18%	7,134
14th Senatorial District - Total	32,173	58.03%	23,267	41.97%	55,440
16th Senatorial District					
Poll Place	23,499	70.24%	9,957	29.76%	33,456
Vote by Mail	135,306	68.84%	61,250	31.16%	196,556

District	Registered Voters
Mail Ballot	328,534
16th Senatorial District - Total	328,534
Cumulative	
Poll Place	0
Vote by Mail	0
Mail Ballot	0
Cumulative - Total	0
State Senator - Total	425,526
Member of the State Assembly	
26th Assembly District	
Poll Place	9,466
Vote by Mail	9,466
Mail Ballot	9,466
26th Assembly District - Total	9,466
32nd Assembly District	
Poll Place	108,628
Vote by Mail	108,628
Mail Ballot	108,628
32nd Assembly District - Total	108,628
34th Assembly District	
Poll Place	286,001
Vote by Mail	286,001
Mail Ballot	286,001
34th Assembly District - Total	286,001
36th Assembly District	
Poll Place	21,431
Vote by Mail	21,431
Mail Ballot	21,431
36th Assembly District - Total	21,431

District	Yes		No		Total Votes
Mail Ballot	10,864	71.79%	4,268	28.21%	15,132
16th Senatorial District - Total	169,669	69.21%	75,475	30.79%	245,144
Cumulative					
Poll Place	0		0		0
Vote by Mail	0		0		0
Mail Ballot	0		0		0
Cumulative - Total	0		0		0
State Senator - Total	201,842	67.15%	98,742	32.85%	300,584
Member of the State Assembly					
26th Assembly District					
Poll Place	706	63.72%	402	36.28%	1,108
Vote by Mail	3,547	67.63%	1,698	32.37%	5,245
Mail Ballot	805	77.40%	235	22.60%	1,040
26th Assembly District - Total	5,058	68.42%	2,335	31.58%	7,393
32nd Assembly District					
Poll Place	4,461	57.07%	3,356	42.93%	7,817
Vote by Mail	26,824	57.60%	19,748	42.40%	46,572
Mail Ballot	5,152	65.26%	2,743	34.74%	7,895
32nd Assembly District - Total	36,437	58.50%	25,847	41.50%	62,284
34th Assembly District					
Poll Place	20,527	71.46%	8,200	28.54%	28,727
Vote by Mail	121,277	69.54%	53,112	30.46%	174,389
Mail Ballot	9,024	71.70%	3,561	28.30%	12,585
34th Assembly District - Total	150,828	69.92%	64,873	30.08%	215,701
36th Assembly District					
Poll Place	1,809	63.99%	1,018	36.01%	2,827
Vote by Mail	7,203	61.92%	4,430	38.08%	11,633
Mail Ballot	507	67.96%	239	32.04%	746
36th Assembly District - Total	9,519	62.60%	5,687	37.40%	15,206

District	Registered Voters
Cumulative	
Poll Place	0
Vote by Mail	0
Mail Ballot	0
Cumulative - Total	0
Member of the State Assembly - Total	425,526
Board of Equalization (State)	
Board Of Equalization	
Poll Place	425,526
Vote by Mail	425,526
Mail Ballot	425,526
Board Of Equalization - Total	425,526
Cumulative	
Poll Place	0
Vote by Mail	0
Mail Ballot	0
Cumulative - Total	0
Board of Equalization (State) - Total	425,526
County	
Kern County	
Poll Place	425,526
Vote by Mail	425,526
Mail Ballot	425,526
Kern County - Total	425,526
Cumulative	
Poll Place	0
Vote by Mail	0
Mail Ballot	0
Cumulative - Total	0
County - Total	425,526

District	Yes		No		Total Votes
Cumulative					
Poll Place	0		0		0
Vote by Mail	0		0		0
Mail Ballot	0		0		0
Cumulative - Total	0		0		0
Member of the State Assembly - Total	201,842	67.15%	98,742	32.85%	300,584
Board of Equalization (State)					
Board Of Equalization					
Poll Place	27,503	67.94%	12,976	32.06%	40,479
Vote by Mail	158,851	66.79%	78,988	33.21%	237,839
Mail Ballot	15,488	69.56%	6,778	30.44%	22,266
Board Of Equalization - Total	201,842	67.15%	98,742	32.85%	300,584
Cumulative					
Poll Place	0		0		0
Vote by Mail	0		0		0
Mail Ballot	0		0		0
Cumulative - Total	0		0		0
Board of Equalization (State) - Total	201,842	67.15%	98,742	32.85%	300,584
County					
Kern County					
Poll Place	27,503	67.94%	12,976	32.06%	40,479
Vote by Mail	158,851	66.79%	78,988	33.21%	237,839
Mail Ballot	15,488	69.56%	6,778	30.44%	22,266
Kern County - Total	201,842	67.15%	98,742	32.85%	300,584
Cumulative					
Poll Place	0		0		0
Vote by Mail	0		0		0
Mail Ballot	0		0		0
Cumulative - Total	0		0		0
County - Total	201,842	67.15%	98,742	32.85%	300,584

District	Registered Voters
County Supervisor	
1st Supervisorial District	
Poll Place	111,879
Vote by Mail	111,879
Mail Ballot	111,879
1st Supervisorial District - Total	111,879
2nd Supervisorial District	
Poll Place	93,909
Vote by Mail	93,909
Mail Ballot	93,909
2nd Supervisorial District - Total	93,909
3rd Supervisorial District	
Poll Place	94,205
Vote by Mail	94,205
Mail Ballot	94,205
3rd Supervisorial District - Total	94,205
4th Supervisorial District	
Poll Place	62,713
Vote by Mail	62,713
Mail Ballot	62,713
4th Supervisorial District - Total	62,713
5th Supervisorial District	
Poll Place	62,820
Vote by Mail	62,820
Mail Ballot	62,820
5th Supervisorial District - Total	62,820
Cumulative	
Poll Place	0
Vote by Mail	0

District	Yes		No		Total Votes
County Supervisor					
1st Supervisorial District					
Poll Place	8,997	74.26%	3,118	25.74%	12,115
Vote by Mail	53,741	72.73%	20,148	27.27%	73,889
Mail Ballot	3,204	75.66%	1,031	24.34%	4,235
1st Supervisorial District - Total	65,942	73.07%	24,297	26.93%	90,239
2nd Supervisorial District					
Poll Place	6,884	67.52%	3,311	32.48%	10,195
Vote by Mail	34,843	65.32%	18,499	34.68%	53,342
Mail Ballot	3,576	68.82%	1,620	31.18%	5,196
2nd Supervisorial District - Total	45,303	65.91%	23,430	34.09%	68,733
3rd Supervisorial District					
Poll Place	6,470	69.73%	2,809	30.27%	9,279
Vote by Mail	38,177	68.25%	17,761	31.75%	55,938
Mail Ballot	1,446	74.34%	499	25.66%	1,945
3rd Supervisorial District - Total	46,093	68.63%	21,069	31.37%	67,162
4th Supervisorial District					
Poll Place	2,746	58.20%	1,972	41.80%	4,718
Vote by Mail	17,099	58.38%	12,188	41.62%	29,287
Mail Ballot	4,902	70.36%	2,065	29.64%	6,967
4th Supervisorial District - Total	24,747	60.40%	16,225	39.60%	40,972
5th Supervisorial District					
Poll Place	2,406	57.67%	1,766	42.33%	4,172
Vote by Mail	14,991	59.06%	10,392	40.94%	25,383
Mail Ballot	2,360	60.16%	1,563	39.84%	3,923
5th Supervisorial District - Total	19,757	59.01%	13,721	40.99%	33,478
Cumulative					
Poll Place	0		0		0
Vote by Mail	0		0		0

720 of 3301

Exhibit F

District	Registered Voters
Mail Ballot	0
Cumulative - Total	0
County Supervisor - Total	425,526
Cities	
City of Arvin	
Poll Place	5,367
Vote by Mail	5,367
Mail Ballot	5,367
City of Arvin - Total	5,367
City of Bakersfield	
Poll Place	204,058
Vote by Mail	204,058
Mail Ballot	204,058
City of Bakersfield - Total	204,058
City of California City	
Poll Place	6,415
Vote by Mail	6,415
Mail Ballot	6,415
City of California City - Total	6,415
City of Delano	
Poll Place	15,671
Vote by Mail	15,671
Mail Ballot	15,671
City of Delano - Total	15,671
City of Maricopa	
Poll Place	485
Vote by Mail	485
Mail Ballot	485
City of Maricopa - Total	485
City of McFarland	
Poll Place	4,209

District	Yes		No		Total Votes
Mail Ballot	0		0		0
Cumulative - Total	0		0		0
County Supervisor - Total	201,842	67.15%	98,742	32.85%	300,584
Cities					
City of Arvin					
Poll Place	224	47.97%	243	52.03%	467
Vote by Mail	1,290	48.53%	1,368	51.47%	2,658
Mail Ballot	0		0		0
City of Arvin - Total	1,514	48.45%	1,611	51.55%	3,125
City of Bakersfield					
Poll Place	12,518	69.79%	5,419	30.21%	17,937
Vote by Mail	80,509	67.37%	39,000	32.63%	119,509
Mail Ballot	5,639	67.53%	2,711	32.47%	8,350
City of Bakersfield - Total	98,666	67.67%	47,130	32.33%	145,796
City of California City					
Poll Place	486	61.13%	309	38.87%	795
Vote by Mail	2,155	59.46%	1,469	40.54%	3,624
Mail Ballot	26	72.22%	10	27.78%	36
City of California City - Total	2,667	59.87%	1,788	40.13%	4,455
City of Delano					
Poll Place	661	55.08%	539	44.92%	1,200
Vote by Mail	4,811	56.09%	3,766	43.91%	8,577
Mail Ballot	1	50.00%	1	50.00%	2
City of Delano - Total	5,473	55.97%	4,306	44.03%	9,779
City of Maricopa					
Poll Place	60	67.42%	29	32.58%	89
Vote by Mail	187	65.85%	97	34.15%	284
Mail Ballot	0		0		0
City of Maricopa - Total	247	66.22%	126	33.78%	373
City of McFarland					
Poll Place	244	53.74%	210	46.26%	454

District	Registered Voters
Vote by Mail	4,209
Mail Ballot	4,209
City of McFarland - Total	4,209
City of Ridgecrest	
Poll Place	16,379
Vote by Mail	16,379
Mail Ballot	16,379
City of Ridgecrest - Total	16,379
City of Shafter	
Poll Place	7,671
Vote by Mail	7,671
Mail Ballot	7,671
City of Shafter - Total	7,671
City of Taft	
Poll Place	3,373
Vote by Mail	3,373
Mail Ballot	3,373
City of Taft - Total	3,373
City of Tehachapi	
Poll Place	4,585
Vote by Mail	4,585
Mail Ballot	4,585
City of Tehachapi - Total	4,585
City of Wasco	
Poll Place	7,819
Vote by Mail	7,819
Mail Ballot	7,819
City of Wasco - Total	7,819
Unincorporated	
Poll Place	149,494
Vote by Mail	149,494
Mail Ballot	149,494
Unincorporated - Total	149,494

District	Yes	No	Total Votes
Vote by Mail	1,168 56.67%	893 43.33%	2,061
Mail Ballot	0	0	0
City of McFarland - Total	1,412 56.14%	1,103 43.86%	2,515
City of Ridgecrest			
Poll Place	1,151 68.07%	540 31.93%	1,691
Vote by Mail	7,257 66.58%	3,643 33.42%	10,900
Mail Ballot	31 54.39%	26 45.61%	57
City of Ridgecrest - Total	8,439 66.72%	4,209 33.28%	12,648
City of Shafter			
Poll Place	422 60.55%	275 39.45%	697
Vote by Mail	2,191 63.03%	1,285 36.97%	3,476
Mail Ballot	718 68.12%	336 31.88%	1,054
City of Shafter - Total	3,331 63.73%	1,896 36.27%	5,227
City of Taft			
Poll Place	333 69.52%	146 30.48%	479
Vote by Mail	1,495 75.09%	496 24.91%	1,991
Mail Ballot	0	0	0
City of Taft - Total	1,828 74.01%	642 25.99%	2,470
City of Tehachapi			
Poll Place	338 69.26%	150 30.74%	488
Vote by Mail	1,899 67.27%	924 32.73%	2,823
Mail Ballot	165 73.01%	61 26.99%	226
City of Tehachapi - Total	2,402 67.91%	1,135 32.09%	3,537
City of Wasco			
Poll Place	411 60.26%	271 39.74%	682
Vote by Mail	2,284 57.60%	1,681 42.40%	3,965
Mail Ballot	209 72.32%	80 27.68%	289
City of Wasco - Total	2,904 58.83%	2,032 41.17%	4,936
Unincorporated			
Poll Place	10,655 68.74%	4,845 31.26%	15,500
Vote by Mail	53,605 68.75%	24,366 31.25%	77,971
Mail Ballot	8,699 71.00%	3,553 29.00%	12,252
Unincorporated - Total	72,959 69.01%	32,764 30.99%	105,723

722 of 3301

Exhibit F

District	Registered Voters
Cumulative	
Poll Place	0
Vote by Mail	0
Mail Ballot	0
Cumulative - Total	0
Cities - Total	425,526
Unincorporated	
Unincorporated Area	
Poll Place	151,129
Vote by Mail	151,129
Mail Ballot	151,129
Unincorporated Area - Total	151,129
Unincorporated	
Poll Place	274,397
Vote by Mail	274,397
Mail Ballot	274,397
Unincorporated - Total	274,397
Cumulative	
Poll Place	0
Vote by Mail	0
Mail Ballot	0
Cumulative - Total	0
Unincorporated - Total	425,526

District	Yes		No		Total Votes
Cumulative					
Poll Place	0		0		0
Vote by Mail	0		0		0
Mail Ballot	0		0		0
Cumulative - Total	0		0		0
Cities - Total	201,842	67.15%	98,742	32.85%	300,584
Unincorporated					
Unincorporated Area					
Poll Place	10,655	68.74%	4,845	31.26%	15,500
Vote by Mail	53,605	68.75%	24,366	31.25%	77,971
Mail Ballot	9,641	71.41%	3,860	28.59%	13,501
Unincorporated Area - Total	73,901	69.08%	33,071	30.92%	106,972
Unincorporated					
Poll Place	16,848	67.45%	8,131	32.55%	24,979
Vote by Mail	105,246	65.83%	54,622	34.17%	159,868
Mail Ballot	5,847	66.71%	2,918	33.29%	8,765
Unincorporated - Total	127,941	66.08%	65,671	33.92%	193,612
Cumulative					
Poll Place	0		0		0
Vote by Mail	0		0		0
Mail Ballot	0		0		0
Cumulative - Total	0		0		0
Unincorporated - Total	201,842	67.15%	98,742	32.85%	300,584

PROPOSITION 23 (Vote for 1)

District	Registered Voters
United States Representative	
21st Congressional District	
Poll Place	108,068
Vote by Mail	108,068
Mail Ballot	108,068
21st Congressional District - Total	108,068
23rd Congressional District	
Poll Place	317,458
Vote by Mail	317,458
Mail Ballot	317,458
23rd Congressional District - Total	317,458
Cumulative	
Poll Place	0
Vote by Mail	0
Mail Ballot	0
Cumulative - Total	0
United States Representative - Total	425,526
State Senator	
14th Senatorial District	
Poll Place	96,992
Vote by Mail	96,992
Mail Ballot	96,992
14th Senatorial District - Total	96,992
16th Senatorial District	
Poll Place	328,534
Vote by Mail	328,534

District	Yes		No		Total Votes
United States Representative					
21st Congressional District					
Poll Place	3,825	48.13%	4,122	51.87%	7,947
Vote by Mail	19,023	41.15%	27,202	58.85%	46,225
Mail Ballot	2,664	31.97%	5,668	68.03%	8,332
21st Congressional District - Total	25,512	40.82%	36,992	59.18%	62,504
23rd Congressional District					
Poll Place	8,335	25.67%	24,129	74.33%	32,464
Vote by Mail	49,554	25.87%	141,976	74.13%	191,530
Mail Ballot	3,167	22.81%	10,720	77.19%	13,887
23rd Congressional District - Total	61,056	25.67%	176,825	74.33%	237,881
Cumulative					
Poll Place	0		0		0
Vote by Mail	0		0		0
Mail Ballot	0		0		0
Cumulative - Total	0		0		0
United States Representative - Total	86,568	28.82%	213,817	71.18%	300,385
State Senator					
14th Senatorial District					
Poll Place	3,434	48.81%	3,601	51.19%	7,035
Vote by Mail	17,156	41.52%	24,164	58.48%	41,320
Mail Ballot	2,303	32.32%	4,823	67.68%	7,126
14th Senatorial District - Total	22,893	41.26%	32,588	58.74%	55,481
16th Senatorial District					
Poll Place	8,726	26.14%	24,650	73.86%	33,376
Vote by Mail	51,421	26.18%	145,014	73.82%	196,435

District	Registered Voters
Mail Ballot	328,534
16th Senatorial District - Total	328,534
Cumulative	
Poll Place	0
Vote by Mail	0
Mail Ballot	0
Cumulative - Total	0
State Senator - Total	425,526
Member of the State Assembly	
26th Assembly District	
Poll Place	9,466
Vote by Mail	9,466
Mail Ballot	9,466
26th Assembly District - Total	9,466
32nd Assembly District	
Poll Place	108,628
Vote by Mail	108,628
Mail Ballot	108,628
32nd Assembly District - Total	108,628
34th Assembly District	
Poll Place	286,001
Vote by Mail	286,001
Mail Ballot	286,001
34th Assembly District - Total	286,001
36th Assembly District	
Poll Place	21,431
Vote by Mail	21,431
Mail Ballot	21,431
36th Assembly District - Total	21,431

District	Yes		No		Total Votes
Mail Ballot	3,528	23.38%	11,565	76.62%	15,093
16th Senatorial District - Total	63,675	26.00%	181,229	74.00%	244,904
Cumulative					
Poll Place	0		0		0
Vote by Mail	0		0		0
Mail Ballot	0		0		0
Cumulative - Total	0		0		0
State Senator - Total	86,568	28.82%	213,817	71.18%	300,385
Member of the State Assembly					
26th Assembly District					
Poll Place	272	24.55%	836	75.45%	1,108
Vote by Mail	1,087	20.65%	4,178	79.35%	5,265
Mail Ballot	140	13.42%	903	86.58%	1,043
26th Assembly District - Total	1,499	20.21%	5,917	79.79%	7,416
32nd Assembly District					
Poll Place	3,802	48.53%	4,032	51.47%	7,834
Vote by Mail	19,036	40.82%	27,595	59.18%	46,631
Mail Ballot	2,537	32.18%	5,348	67.82%	7,885
32nd Assembly District - Total	25,375	40.70%	36,975	59.30%	62,350
34th Assembly District					
Poll Place	7,250	25.32%	21,381	74.68%	28,631
Vote by Mail	45,028	25.85%	129,177	74.15%	174,205
Mail Ballot	2,951	23.52%	9,597	76.48%	12,548
34th Assembly District - Total	55,229	25.64%	160,155	74.36%	215,384
36th Assembly District					
Poll Place	836	29.46%	2,002	70.54%	2,838
Vote by Mail	3,426	29.40%	8,228	70.60%	11,654
Mail Ballot	203	27.32%	540	72.68%	743
36th Assembly District - Total	4,465	29.31%	10,770	70.69%	15,235

District	Registered Voters
Cumulative	
Poll Place	0
Vote by Mail	0
Mail Ballot	0
Cumulative - Total	0
Member of the State Assembly - Total	425,526
Board of Equalization (State)	
Board Of Equalization	
Poll Place	425,526
Vote by Mail	425,526
Mail Ballot	425,526
Board Of Equalization - Total	425,526
Cumulative	
Poll Place	0
Vote by Mail	0
Mail Ballot	0
Cumulative - Total	0
Board of Equalization (State) - Total	425,526
County	
Kern County	
Poll Place	425,526
Vote by Mail	425,526
Mail Ballot	425,526
Kern County - Total	425,526
Cumulative	
Poll Place	0
Vote by Mail	0
Mail Ballot	0
Cumulative - Total	0
County - Total	425,526

District	Yes		No		Total Votes
Cumulative					
Poll Place	0		0		0
Vote by Mail	0		0		0
Mail Ballot	0		0		0
Cumulative - Total	0		0		0
Member of the State Assembly - Total	86,568	28.82%	213,817	71.18%	300,385
Board of Equalization (State)					
Board Of Equalization					
Poll Place	12,160	30.09%	28,251	69.91%	40,411
Vote by Mail	68,577	28.84%	169,178	71.16%	237,755
Mail Ballot	5,831	26.24%	16,388	73.76%	22,219
Board Of Equalization - Total	86,568	28.82%	213,817	71.18%	300,385
Cumulative					
Poll Place	0		0		0
Vote by Mail	0		0		0
Mail Ballot	0		0		0
Cumulative - Total	0		0		0
Board of Equalization (State) - Total	86,568	28.82%	213,817	71.18%	300,385
County					
Kern County					
Poll Place	12,160	30.09%	28,251	69.91%	40,411
Vote by Mail	68,577	28.84%	169,178	71.16%	237,755
Mail Ballot	5,831	26.24%	16,388	73.76%	22,219
Kern County - Total	86,568	28.82%	213,817	71.18%	300,385
Cumulative					
Poll Place	0		0		0
Vote by Mail	0		0		0
Mail Ballot	0		0		0
Cumulative - Total	0		0		0
County - Total	86,568	28.82%	213,817	71.18%	300,385

District	Registered Voters
County Supervisor	
1st Supervisorial District	
Poll Place	111,879
Vote by Mail	111,879
Mail Ballot	111,879
1st Supervisorial District - Total	111,879
2nd Supervisorial District	
Poll Place	93,909
Vote by Mail	93,909
Mail Ballot	93,909
2nd Supervisorial District - Total	93,909
3rd Supervisorial District	
Poll Place	94,205
Vote by Mail	94,205
Mail Ballot	94,205
3rd Supervisorial District - Total	94,205
4th Supervisorial District	
Poll Place	62,713
Vote by Mail	62,713
Mail Ballot	62,713
4th Supervisorial District - Total	62,713
5th Supervisorial District	
Poll Place	62,820
Vote by Mail	62,820
Mail Ballot	62,820
5th Supervisorial District - Total	62,820
Cumulative	
Poll Place	0
Vote by Mail	0

District	Yes		No		Total Votes
County Supervisor					
1st Supervisorial District					
Poll Place	2,474	20.48%	9,604	79.52%	12,078
Vote by Mail	15,743	21.35%	57,981	78.65%	73,724
Mail Ballot	798	18.90%	3,425	81.10%	4,223
1st Supervisorial District - Total	19,015	21.12%	71,010	78.88%	90,025
2nd Supervisorial District					
Poll Place	2,750	27.03%	7,425	72.97%	10,175
Vote by Mail	15,477	28.99%	37,909	71.01%	53,386
Mail Ballot	1,257	24.22%	3,932	75.78%	5,189
2nd Supervisorial District - Total	19,484	28.34%	49,266	71.66%	68,750
3rd Supervisorial District					
Poll Place	2,745	29.66%	6,511	70.34%	9,256
Vote by Mail	15,778	28.23%	40,117	71.77%	55,895
Mail Ballot	438	22.54%	1,505	77.46%	1,943
3rd Supervisorial District - Total	18,961	28.26%	48,133	71.74%	67,094
4th Supervisorial District					
Poll Place	2,155	45.57%	2,574	54.43%	4,729
Vote by Mail	11,280	38.50%	18,015	61.50%	29,295
Mail Ballot	1,850	26.61%	5,102	73.39%	6,952
4th Supervisorial District - Total	15,285	37.30%	25,691	62.70%	40,976
5th Supervisorial District					
Poll Place	2,036	48.79%	2,137	51.21%	4,173
Vote by Mail	10,299	40.46%	15,156	59.54%	25,455
Mail Ballot	1,488	38.04%	2,424	61.96%	3,912
5th Supervisorial District - Total	13,823	41.21%	19,717	58.79%	33,540
Cumulative					
Poll Place	0		0		0
Vote by Mail	0		0		0

727 of 3301

Exhibit F

District	Registered Voters
Mail Ballot	0
Cumulative - Total	0
County Supervisor - Total	425,526
Cities	
City of Arvin	
Poll Place	5,367
Vote by Mail	5,367
Mail Ballot	5,367
City of Arvin - Total	5,367
City of Bakersfield	
Poll Place	204,058
Vote by Mail	204,058
Mail Ballot	204,058
City of Bakersfield - Total	204,058
City of California City	
Poll Place	6,415
Vote by Mail	6,415
Mail Ballot	6,415
City of California City - Total	6,415
City of Delano	
Poll Place	15,671
Vote by Mail	15,671
Mail Ballot	15,671
City of Delano - Total	15,671
City of Maricopa	
Poll Place	485
Vote by Mail	485
Mail Ballot	485
City of Maricopa - Total	485
City of McFarland	
Poll Place	4,209

District	Yes		No		Total Votes
Mail Ballot	0		0		0
Cumulative - Total	0		0		0
County Supervisor - Total	86,568	28.82%	213,817	71.18%	300,385
Cities					
City of Arvin					
Poll Place	278	58.90%	194	41.10%	472
Vote by Mail	1,276	47.95%	1,385	52.05%	2,661
Mail Ballot	0		0		0
City of Arvin - Total	1,554	49.60%	1,579	50.40%	3,133
City of Bakersfield					
Poll Place	5,492	30.72%	12,386	69.28%	17,878
Vote by Mail	35,896	30.07%	83,467	69.93%	119,363
Mail Ballot	2,570	30.79%	5,778	69.21%	8,348
City of Bakersfield - Total	43,958	30.19%	101,631	69.81%	145,589
City of California City					
Poll Place	263	32.63%	543	67.37%	806
Vote by Mail	1,134	31.15%	2,507	68.85%	3,641
Mail Ballot	7	19.44%	29	80.56%	36
City of California City - Total	1,404	31.32%	3,079	68.68%	4,483
City of Delano					
Poll Place	622	52.14%	571	47.86%	1,193
Vote by Mail	3,527	41.18%	5,037	58.82%	8,564
Mail Ballot	1	50.00%	1	50.00%	2
City of Delano - Total	4,150	42.52%	5,609	57.48%	9,759
City of Maricopa					
Poll Place	25	27.78%	65	72.22%	90
Vote by Mail	69	24.04%	218	75.96%	287
Mail Ballot	0		0		0
City of Maricopa - Total	94	24.93%	283	75.07%	377
City of McFarland					
Poll Place	203	44.32%	255	55.68%	458

District	Registered Voters
Vote by Mail	4,209
Mail Ballot	4,209
City of McFarland - Total	4,209
City of Ridgecrest	
Poll Place	16,379
Vote by Mail	16,379
Mail Ballot	16,379
City of Ridgecrest - Total	16,379
City of Shafter	
Poll Place	7,671
Vote by Mail	7,671
Mail Ballot	7,671
City of Shafter - Total	7,671
City of Taft	
Poll Place	3,373
Vote by Mail	3,373
Mail Ballot	3,373
City of Taft - Total	3,373
City of Tehachapi	
Poll Place	4,585
Vote by Mail	4,585
Mail Ballot	4,585
City of Tehachapi - Total	4,585
City of Wasco	
Poll Place	7,819
Vote by Mail	7,819
Mail Ballot	7,819
City of Wasco - Total	7,819
Unincorporated	
Poll Place	149,494
Vote by Mail	149,494
Mail Ballot	149,494
Unincorporated - Total	149,494

District	Yes		No		Total Votes
Vote by Mail	891	43.44%	1,160	56.56%	2,051
Mail Ballot	0		0		0
City of McFarland - Total	1,094	43.60%	1,415	56.40%	2,509
City of Ridgecrest					
Poll Place	408	24.16%	1,281	75.84%	1,689
Vote by Mail	2,642	24.27%	8,244	75.73%	10,886
Mail Ballot	24	48.00%	26	52.00%	50
City of Ridgecrest - Total	3,074	24.35%	9,551	75.65%	12,625
City of Shafter					
Poll Place	280	40.11%	418	59.89%	698
Vote by Mail	1,177	33.87%	2,298	66.13%	3,475
Mail Ballot	285	27.17%	764	72.83%	1,049
City of Shafter - Total	1,742	33.36%	3,480	66.64%	5,222
City of Taft					
Poll Place	95	19.92%	382	80.08%	477
Vote by Mail	344	17.25%	1,650	82.75%	1,994
Mail Ballot	0		0		0
City of Taft - Total	439	17.77%	2,032	82.23%	2,471
City of Tehachapi					
Poll Place	111	22.98%	372	77.02%	483
Vote by Mail	637	22.56%	2,187	77.44%	2,824
Mail Ballot	34	15.25%	189	84.75%	223
City of Tehachapi - Total	782	22.15%	2,748	77.85%	3,530
City of Wasco					
Poll Place	317	46.21%	369	53.79%	686
Vote by Mail	1,510	37.95%	2,469	62.05%	3,979
Mail Ballot	66	22.68%	225	77.32%	291
City of Wasco - Total	1,893	38.20%	3,063	61.80%	4,956
Unincorporated					
Poll Place	4,066	26.26%	11,415	73.74%	15,481
Vote by Mail	19,474	24.96%	58,556	75.04%	78,030
Mail Ballot	2,844	23.27%	9,376	76.73%	12,220
Unincorporated - Total	26,384	24.95%	79,347	75.05%	105,731

729 of 3301

Exhibit F

District	Registered Voters
Cumulative	
Poll Place	0
Vote by Mail	0
Mail Ballot	0
Cumulative - Total	0
Cities - Total	425,526
Unincorporated	
Unincorporated Area	
Poll Place	151,129
Vote by Mail	151,129
Mail Ballot	151,129
Unincorporated Area - Total	151,129
Unincorporated	
Poll Place	274,397
Vote by Mail	274,397
Mail Ballot	274,397
Unincorporated - Total	274,397
Cumulative	
Poll Place	0
Vote by Mail	0
Mail Ballot	0
Cumulative - Total	0
Unincorporated - Total	425,526

District	Yes		No		Total Votes
Cumulative					
Poll Place	0		0		0
Vote by Mail	0		0		0
Mail Ballot	0		0		0
Cumulative - Total	0		0		0
Cities - Total	86,568	28.82%	213,817	71.18%	300,385
Unincorporated					
Unincorporated Area					
Poll Place	4,066	26.26%	11,415	73.74%	15,481
Vote by Mail	19,474	24.96%	58,556	75.04%	78,030
Mail Ballot	3,092	22.97%	10,370	77.03%	13,462
Unincorporated Area - Total	26,632	24.90%	80,341	75.10%	106,973
Unincorporated					
Poll Place	8,094	32.47%	16,836	67.53%	24,930
Vote by Mail	49,103	30.74%	110,622	69.26%	159,725
Mail Ballot	2,739	31.28%	6,018	68.72%	8,757
Unincorporated - Total	59,936	30.99%	133,476	69.01%	193,412
Cumulative					
Poll Place	0		0		0
Vote by Mail	0		0		0
Mail Ballot	0		0		0
Cumulative - Total	0		0		0
Unincorporated - Total	86,568	28.82%	213,817	71.18%	300,385

PROPOSITION 24 (Vote for 1)

District	Registered Voters
United States Representative	
21st Congressional District	
Poll Place	108,068
Vote by Mail	108,068
Mail Ballot	108,068
21st Congressional District - Total	108,068
23rd Congressional District	
Poll Place	317,458
Vote by Mail	317,458
Mail Ballot	317,458
23rd Congressional District - Total	317,458
Cumulative	
Poll Place	0
Vote by Mail	0
Mail Ballot	0
Cumulative - Total	0
United States Representative - Total	425,526
State Senator	
14th Senatorial District	
Poll Place	96,992
Vote by Mail	96,992
Mail Ballot	96,992
14th Senatorial District - Total	96,992
16th Senatorial District	
Poll Place	328,534
Vote by Mail	328,534

District	Yes		No		Total Votes
United States Representative					
21st Congressional District					
Poll Place	4,607	58.81%	3,227	41.19%	7,834
Vote by Mail	27,724	60.72%	17,937	39.28%	45,661
Mail Ballot	4,269	51.63%	3,999	48.37%	8,268
21st Congressional District - Total	36,600	59.26%	25,163	40.74%	61,763
23rd Congressional District					
Poll Place	12,887	40.05%	19,292	59.95%	32,179
Vote by Mail	89,234	46.95%	100,835	53.05%	190,069
Mail Ballot	5,886	42.75%	7,884	57.25%	13,770
23rd Congressional District - Total	108,007	45.76%	128,011	54.24%	236,018
Cumulative					
Poll Place	0		0		0
Vote by Mail	0		0		0
Mail Ballot	0		0		0
Cumulative - Total	0		0		0
United States Representative - Total	144,607	48.56%	153,174	51.44%	297,781
State Senator					
14th Senatorial District					
Poll Place	4,116	59.32%	2,823	40.68%	6,939
Vote by Mail	24,827	60.83%	15,985	39.17%	40,812
Mail Ballot	3,708	52.42%	3,366	47.58%	7,074
14th Senatorial District - Total	32,651	59.55%	22,174	40.45%	54,825
16th Senatorial District					
Poll Place	13,378	40.45%	19,696	59.55%	33,074
Vote by Mail	92,131	47.27%	102,787	52.73%	194,918

District	Registered Voters
Mail Ballot	328,534
16th Senatorial District - Total	328,534
Cumulative	
Poll Place	0
Vote by Mail	0
Mail Ballot	0
Cumulative - Total	0
State Senator - Total	425,526
Member of the State Assembly	
26th Assembly District	
Poll Place	9,466
Vote by Mail	9,466
Mail Ballot	9,466
26th Assembly District - Total	9,466
32nd Assembly District	
Poll Place	108,628
Vote by Mail	108,628
Mail Ballot	108,628
32nd Assembly District - Total	108,628
34th Assembly District	
Poll Place	286,001
Vote by Mail	286,001
Mail Ballot	286,001
34th Assembly District - Total	286,001
36th Assembly District	
Poll Place	21,431
Vote by Mail	21,431
Mail Ballot	21,431
36th Assembly District - Total	21,431

District	Yes		No		Total Votes
Mail Ballot	6,447	43.08%	8,517	56.92%	14,964
16th Senatorial District - Total	111,956	46.08%	131,000	53.92%	242,956
Cumulative					
Poll Place	0		0		0
Vote by Mail	0		0		0
Mail Ballot	0		0		0
Cumulative - Total	0		0		0
State Senator - Total	144,607	48.56%	153,174	51.44%	297,781
Member of the State Assembly					
26th Assembly District					
Poll Place	456	41.34%	647	58.66%	1,103
Vote by Mail	2,205	42.40%	2,995	57.60%	5,200
Mail Ballot	321	31.07%	712	68.93%	1,033
26th Assembly District - Total	2,982	40.65%	4,354	59.35%	7,336
32nd Assembly District					
Poll Place	4,544	58.83%	3,180	41.17%	7,724
Vote by Mail	27,905	60.61%	18,133	39.39%	46,038
Mail Ballot	4,080	52.14%	3,745	47.86%	7,825
32nd Assembly District - Total	36,529	59.31%	25,058	40.69%	61,587
34th Assembly District					
Poll Place	11,253	39.62%	17,146	60.38%	28,399
Vote by Mail	80,903	46.78%	92,026	53.22%	172,929
Mail Ballot	5,400	43.40%	7,043	56.60%	12,443
34th Assembly District - Total	97,556	45.64%	116,215	54.36%	213,771
36th Assembly District					
Poll Place	1,241	44.53%	1,546	55.47%	2,787
Vote by Mail	5,945	51.41%	5,618	48.59%	11,563
Mail Ballot	354	48.03%	383	51.97%	737
36th Assembly District - Total	7,540	49.98%	7,547	50.02%	15,087

District	Registered Voters
Cumulative	
Poll Place	0
Vote by Mail	0
Mail Ballot	0
Cumulative - Total	0
Member of the State Assembly - Total	425,526
Board of Equalization (State)	
Board Of Equalization	
Poll Place	425,526
Vote by Mail	425,526
Mail Ballot	425,526
Board Of Equalization - Total	425,526
Cumulative	
Poll Place	0
Vote by Mail	0
Mail Ballot	0
Cumulative - Total	0
Board of Equalization (State) - Total	425,526
County	
Kern County	
Poll Place	425,526
Vote by Mail	425,526
Mail Ballot	425,526
Kern County - Total	425,526
Cumulative	
Poll Place	0
Vote by Mail	0
Mail Ballot	0
Cumulative - Total	0
County - Total	425,526

District	Yes		No		Total Votes
Cumulative					
Poll Place	0		0		0
Vote by Mail	0		0		0
Mail Ballot	0		0		0
Cumulative - Total	0		0		0
Member of the State Assembly - Total	144,607	48.56%	153,174	51.44%	297,781
Board of Equalization (State)					
Board Of Equalization					
Poll Place	17,494	43.72%	22,519	56.28%	40,013
Vote by Mail	116,958	49.62%	118,772	50.38%	235,730
Mail Ballot	10,155	46.08%	11,883	53.92%	22,038
Board Of Equalization - Total	144,607	48.56%	153,174	51.44%	297,781
Cumulative					
Poll Place	0		0		0
Vote by Mail	0		0		0
Mail Ballot	0		0		0
Cumulative - Total	0		0		0
Board of Equalization (State) - Total	144,607	48.56%	153,174	51.44%	297,781
County					
Kern County					
Poll Place	17,494	43.72%	22,519	56.28%	40,013
Vote by Mail	116,958	49.62%	118,772	50.38%	235,730
Mail Ballot	10,155	46.08%	11,883	53.92%	22,038
Kern County - Total	144,607	48.56%	153,174	51.44%	297,781
Cumulative					
Poll Place	0		0		0
Vote by Mail	0		0		0
Mail Ballot	0		0		0
Cumulative - Total	0		0		0
County - Total	144,607	48.56%	153,174	51.44%	297,781

District	Registered Voters
County Supervisor	
1st Supervisorial District	
Poll Place	111,879
Vote by Mail	111,879
Mail Ballot	111,879
1st Supervisorial District - Total	111,879
2nd Supervisorial District	
Poll Place	93,909
Vote by Mail	93,909
Mail Ballot	93,909
2nd Supervisorial District - Total	93,909
3rd Supervisorial District	
Poll Place	94,205
Vote by Mail	94,205
Mail Ballot	94,205
3rd Supervisorial District - Total	94,205
4th Supervisorial District	
Poll Place	62,713
Vote by Mail	62,713
Mail Ballot	62,713
4th Supervisorial District - Total	62,713
5th Supervisorial District	
Poll Place	62,820
Vote by Mail	62,820
Mail Ballot	62,820
5th Supervisorial District - Total	62,820
Cumulative	
Poll Place	0
Vote by Mail	0

District	Yes		No		Total Votes
County Supervisor					
1st Supervisorial District					
Poll Place	4,128	34.40%	7,871	65.60%	11,999
Vote by Mail	30,508	41.63%	42,779	58.37%	73,287
Mail Ballot	1,559	37.19%	2,633	62.81%	4,192
1st Supervisorial District - Total	36,195	40.45%	53,283	59.55%	89,478
2nd Supervisorial District					
Poll Place	4,204	41.81%	5,850	58.19%	10,054
Vote by Mail	26,577	50.19%	26,371	49.81%	52,948
Mail Ballot	2,231	43.53%	2,894	56.47%	5,125
2nd Supervisorial District - Total	33,012	48.46%	35,115	51.54%	68,127
3rd Supervisorial District					
Poll Place	4,153	45.28%	5,018	54.72%	9,171
Vote by Mail	27,643	49.86%	27,798	50.14%	55,441
Mail Ballot	806	41.65%	1,129	58.35%	1,935
3rd Supervisorial District - Total	32,602	48.99%	33,945	51.01%	66,547
4th Supervisorial District					
Poll Place	2,586	55.32%	2,089	44.68%	4,675
Vote by Mail	16,505	56.98%	12,460	43.02%	28,965
Mail Ballot	3,248	46.93%	3,673	53.07%	6,921
4th Supervisorial District - Total	22,339	55.08%	18,222	44.92%	40,561
5th Supervisorial District					
Poll Place	2,423	58.90%	1,691	41.10%	4,114
Vote by Mail	15,725	62.68%	9,364	37.32%	25,089
Mail Ballot	2,311	59.79%	1,554	40.21%	3,865
5th Supervisorial District - Total	20,459	61.87%	12,609	38.13%	33,068
Cumulative					
Poll Place	0		0		0
Vote by Mail	0		0		0

734 of 3301

Exhibit F

District	Registered Voters
Mail Ballot	0
Cumulative - Total	0
County Supervisor - Total	425,526
Cities	
City of Arvin	
Poll Place	5,367
Vote by Mail	5,367
Mail Ballot	5,367
City of Arvin - Total	5,367
City of Bakersfield	
Poll Place	204,058
Vote by Mail	204,058
Mail Ballot	204,058
City of Bakersfield - Total	204,058
City of California City	
Poll Place	6,415
Vote by Mail	6,415
Mail Ballot	6,415
City of California City - Total	6,415
City of Delano	
Poll Place	15,671
Vote by Mail	15,671
Mail Ballot	15,671
City of Delano - Total	15,671
City of Maricopa	
Poll Place	485
Vote by Mail	485
Mail Ballot	485
City of Maricopa - Total	485
City of McFarland	
Poll Place	4,209

District	Yes		No		Total Votes
Mail Ballot	0		0		0
Cumulative - Total	0		0		0
County Supervisor - Total	144,607	48.56%	153,174	51.44%	297,781
Cities					
City of Arvin					
Poll Place	285	61.16%	181	38.84%	466
Vote by Mail	1,594	60.65%	1,034	39.35%	2,628
Mail Ballot	0		0		0
City of Arvin - Total	1,879	60.73%	1,215	39.27%	3,094
City of Bakersfield					
Poll Place	8,041	45.38%	9,677	54.62%	17,718
Vote by Mail	61,079	51.62%	57,250	48.38%	118,329
Mail Ballot	4,272	51.79%	3,977	48.21%	8,249
City of Bakersfield - Total	73,392	50.86%	70,904	49.14%	144,296
City of California City					
Poll Place	368	47.18%	412	52.82%	780
Vote by Mail	1,963	54.91%	1,612	45.09%	3,575
Mail Ballot	16	45.71%	19	54.29%	35
City of California City - Total	2,347	53.46%	2,043	46.54%	4,390
City of Delano					
Poll Place	728	61.18%	462	38.82%	1,190
Vote by Mail	5,130	60.62%	3,333	39.38%	8,463
Mail Ballot	0	0.00%	2	100.00%	2
City of Delano - Total	5,858	60.67%	3,797	39.33%	9,655
City of Maricopa					
Poll Place	33	37.93%	54	62.07%	87
Vote by Mail	124	43.66%	160	56.34%	284
Mail Ballot	0		0		0
City of Maricopa - Total	157	42.32%	214	57.68%	371
City of McFarland					
Poll Place	241	53.44%	210	46.56%	451

District	Registered Voters
Vote by Mail	4,209
Mail Ballot	4,209
City of McFarland - Total	4,209
City of Ridgecrest	
Poll Place	16,379
Vote by Mail	16,379
Mail Ballot	16,379
City of Ridgecrest - Total	16,379
City of Shafter	
Poll Place	7,671
Vote by Mail	7,671
Mail Ballot	7,671
City of Shafter - Total	7,671
City of Taft	
Poll Place	3,373
Vote by Mail	3,373
Mail Ballot	3,373
City of Taft - Total	3,373
City of Tehachapi	
Poll Place	4,585
Vote by Mail	4,585
Mail Ballot	4,585
City of Tehachapi - Total	4,585
City of Wasco	
Poll Place	7,819
Vote by Mail	7,819
Mail Ballot	7,819
City of Wasco - Total	7,819
Unincorporated	
Poll Place	149,494
Vote by Mail	149,494
Mail Ballot	149,494
Unincorporated - Total	149,494

District	Yes		No		Total Votes
Vote by Mail	1,198	58.84%	838	41.16%	2,036
Mail Ballot	0		0		0
City of McFarland - Total	1,439	57.86%	1,048	42.14%	2,487
City of Ridgecrest					
Poll Place	667	39.61%	1,017	60.39%	1,684
Vote by Mail	4,886	45.19%	5,926	54.81%	10,812
Mail Ballot	46	85.19%	8	14.81%	54
City of Ridgecrest - Total	5,599	44.61%	6,951	55.39%	12,550
City of Shafter					
Poll Place	357	52.19%	327	47.81%	684
Vote by Mail	1,807	52.50%	1,635	47.50%	3,442
Mail Ballot	501	47.71%	549	52.29%	1,050
City of Shafter - Total	2,665	51.49%	2,511	48.51%	5,176
City of Taft					
Poll Place	136	29.00%	333	71.00%	469
Vote by Mail	691	35.06%	1,280	64.94%	1,971
Mail Ballot	0		0		0
City of Taft - Total	827	33.89%	1,613	66.11%	2,440
City of Tehachapi					
Poll Place	168	34.78%	315	65.22%	483
Vote by Mail	1,292	45.93%	1,521	54.07%	2,813
Mail Ballot	61	27.73%	159	72.27%	220
City of Tehachapi - Total	1,521	43.26%	1,995	56.74%	3,516
City of Wasco					
Poll Place	375	55.47%	301	44.53%	676
Vote by Mail	2,222	56.48%	1,712	43.52%	3,934
Mail Ballot	118	40.41%	174	59.59%	292
City of Wasco - Total	2,715	55.39%	2,187	44.61%	4,902
Unincorporated					
Poll Place	6,095	39.77%	9,230	60.23%	15,325
Vote by Mail	34,972	45.16%	42,471	54.84%	77,443
Mail Ballot	5,141	42.36%	6,995	57.64%	12,136
Unincorporated - Total	46,208	44.05%	58,696	55.95%	104,904

736 of 3301

Exhibit F

District	Registered Voters
Cumulative	
Poll Place	0
Vote by Mail	0
Mail Ballot	0
Cumulative - Total	0
Cities - Total	425,526
Unincorporated	
Unincorporated Area	
Poll Place	151,129
Vote by Mail	151,129
Mail Ballot	151,129
Unincorporated Area - Total	151,129
Unincorporated	
Poll Place	274,397
Vote by Mail	274,397
Mail Ballot	274,397
Unincorporated - Total	274,397
Cumulative	
Poll Place	0
Vote by Mail	0
Mail Ballot	0
Cumulative - Total	0
Unincorporated - Total	425,526

District	Yes		No		Total Votes
Cumulative					
Poll Place	0		0		0
Vote by Mail	0		0		0
Mail Ballot	0		0		0
Cumulative - Total	0		0		0
Cities - Total	144,607	48.56%	153,174	51.44%	297,781
Unincorporated					
Unincorporated Area					
Poll Place	6,095	39.77%	9,230	60.23%	15,325
Vote by Mail	34,972	45.16%	42,471	54.84%	77,443
Mail Ballot	5,590	41.80%	7,782	58.20%	13,372
Unincorporated Area - Total	46,657	43.96%	59,483	56.04%	106,140
Unincorporated					
Poll Place	11,399	46.17%	13,289	53.83%	24,688
Vote by Mail	81,986	51.80%	76,301	48.20%	158,287
Mail Ballot	4,565	52.68%	4,101	47.32%	8,666
Unincorporated - Total	97,950	51.11%	93,691	48.89%	191,641
Cumulative					
Poll Place	0		0		0
Vote by Mail	0		0		0
Mail Ballot	0		0		0
Cumulative - Total	0		0		0
Unincorporated - Total	144,607	48.56%	153,174	51.44%	297,781

PROPOSITION 25 (Vote for 1)

District	Registered Voters
United States Representative	
21st Congressional District	
Poll Place	108,068
Vote by Mail	108,068
Mail Ballot	108,068
21st Congressional District - Total	108,068
23rd Congressional District	
Poll Place	317,458
Vote by Mail	317,458
Mail Ballot	317,458
23rd Congressional District - Total	317,458
Cumulative	
Poll Place	0
Vote by Mail	0
Mail Ballot	0
Cumulative - Total	0
United States Representative - Total	425,526
State Senator	
14th Senatorial District	
Poll Place	96,992
Vote by Mail	96,992
Mail Ballot	96,992
14th Senatorial District - Total	96,992
16th Senatorial District	
Poll Place	328,534
Vote by Mail	328,534

District	Yes		No		Total Votes
United States Representative					
21st Congressional District					
Poll Place	2,869	36.91%	4,904	63.09%	7,773
Vote by Mail	17,739	38.96%	27,796	61.04%	45,535
Mail Ballot	2,453	29.77%	5,786	70.23%	8,239
21st Congressional District - Total	23,061	37.47%	38,486	62.53%	61,547
23rd Congressional District					
Poll Place	6,884	21.67%	24,881	78.33%	31,765
Vote by Mail	53,776	28.50%	134,924	71.50%	188,700
Mail Ballot	3,395	24.78%	10,305	75.22%	13,700
23rd Congressional District - Total	64,055	27.35%	170,110	72.65%	234,165
Cumulative					
Poll Place	0		0		0
Vote by Mail	0		0		0
Mail Ballot	0		0		0
Cumulative - Total	0		0		0
United States Representative - Total	87,116	29.46%	208,596	70.54%	295,712
State Senator					
14th Senatorial District					
Poll Place	2,591	37.59%	4,301	62.41%	6,892
Vote by Mail	15,966	39.21%	24,754	60.79%	40,720
Mail Ballot	2,137	30.35%	4,905	69.65%	7,042
14th Senatorial District - Total	20,694	37.86%	33,960	62.14%	54,654
16th Senatorial District					
Poll Place	7,162	21.94%	25,484	78.06%	32,646
Vote by Mail	55,549	28.71%	137,966	71.29%	193,515

District	Registered Voters
Mail Ballot	328,534
16th Senatorial District - Total	328,534
Cumulative	
Poll Place	0
Vote by Mail	0
Mail Ballot	0
Cumulative - Total	0
State Senator - Total	425,526
Member of the State Assembly	
26th Assembly District	
Poll Place	9,466
Vote by Mail	9,466
Mail Ballot	9,466
26th Assembly District - Total	9,466
32nd Assembly District	
Poll Place	108,628
Vote by Mail	108,628
Mail Ballot	108,628
32nd Assembly District - Total	108,628
34th Assembly District	
Poll Place	286,001
Vote by Mail	286,001
Mail Ballot	286,001
34th Assembly District - Total	286,001
36th Assembly District	
Poll Place	21,431
Vote by Mail	21,431
Mail Ballot	21,431
36th Assembly District - Total	21,431

District	Yes		No		Total Votes
Mail Ballot	3,711	24.91%	11,186	75.09%	14,897
16th Senatorial District - Total	66,422	27.55%	174,636	72.45%	241,058
Cumulative					
Poll Place	0		0		0
Vote by Mail	0		0		0
Mail Ballot	0		0		0
Cumulative - Total	0		0		0
State Senator - Total	87,116	29.46%	208,596	70.54%	295,712
Member of the State Assembly					
26th Assembly District					
Poll Place	217	19.93%	872	80.07%	1,089
Vote by Mail	1,250	24.12%	3,932	75.88%	5,182
Mail Ballot	186	18.01%	847	81.99%	1,033
26th Assembly District - Total	1,653	22.63%	5,651	77.37%	7,304
32nd Assembly District					
Poll Place	2,864	37.34%	4,807	62.66%	7,671
Vote by Mail	17,965	39.14%	27,936	60.86%	45,901
Mail Ballot	2,344	30.09%	5,446	69.91%	7,790
32nd Assembly District - Total	23,173	37.76%	38,189	62.24%	61,362
34th Assembly District					
Poll Place	5,966	21.28%	22,066	78.72%	28,032
Vote by Mail	48,374	28.17%	123,338	71.83%	171,712
Mail Ballot	3,063	24.74%	9,316	75.26%	12,379
34th Assembly District - Total	57,403	27.06%	154,720	72.94%	212,123
36th Assembly District					
Poll Place	706	25.71%	2,040	74.29%	2,746
Vote by Mail	3,926	34.32%	7,514	65.68%	11,440
Mail Ballot	255	34.60%	482	65.40%	737
36th Assembly District - Total	4,887	32.75%	10,036	67.25%	14,923

District	Registered Voters
Cumulative	
Poll Place	0
Vote by Mail	0
Mail Ballot	0
Cumulative - Total	0
Member of the State Assembly - Total	425,526
Board of Equalization (State)	
Board Of Equalization	
Poll Place	425,526
Vote by Mail	425,526
Mail Ballot	425,526
Board Of Equalization - Total	425,526
Cumulative	
Poll Place	0
Vote by Mail	0
Mail Ballot	0
Cumulative - Total	0
Board of Equalization (State) - Total	425,526
County	
Kern County	
Poll Place	425,526
Vote by Mail	425,526
Mail Ballot	425,526
Kern County - Total	425,526
Cumulative	
Poll Place	0
Vote by Mail	0
Mail Ballot	0
Cumulative - Total	0
County - Total	425,526

District	Yes		No		Total Votes
Cumulative					
Poll Place	0		0		0
Vote by Mail	0		0		0
Mail Ballot	0		0		0
Cumulative - Total	0		0		0
Member of the State Assembly - Total	87,116	29.46%	208,596	70.54%	295,712
Board of Equalization (State)					
Board Of Equalization					
Poll Place	9,753	24.67%	29,785	75.33%	39,538
Vote by Mail	71,515	30.53%	162,720	69.47%	234,235
Mail Ballot	5,848	26.66%	16,091	73.34%	21,939
Board Of Equalization - Total	87,116	29.46%	208,596	70.54%	295,712
Cumulative					
Poll Place	0		0		0
Vote by Mail	0		0		0
Mail Ballot	0		0		0
Cumulative - Total	0		0		0
Board of Equalization (State) - Total	87,116	29.46%	208,596	70.54%	295,712
County					
Kern County					
Poll Place	9,753	24.67%	29,785	75.33%	39,538
Vote by Mail	71,515	30.53%	162,720	69.47%	234,235
Mail Ballot	5,848	26.66%	16,091	73.34%	21,939
Kern County - Total	87,116	29.46%	208,596	70.54%	295,712
Cumulative					
Poll Place	0		0		0
Vote by Mail	0		0		0
Mail Ballot	0		0		0
Cumulative - Total	0		0		0
County - Total	87,116	29.46%	208,596	70.54%	295,712

District	Registered Voters
County Supervisor	
1st Supervisorial District	
Poll Place	111,879
Vote by Mail	111,879
Mail Ballot	111,879
1st Supervisorial District - Total	111,879
2nd Supervisorial District	
Poll Place	93,909
Vote by Mail	93,909
Mail Ballot	93,909
2nd Supervisorial District - Total	93,909
3rd Supervisorial District	
Poll Place	94,205
Vote by Mail	94,205
Mail Ballot	94,205
3rd Supervisorial District - Total	94,205
4th Supervisorial District	
Poll Place	62,713
Vote by Mail	62,713
Mail Ballot	62,713
4th Supervisorial District - Total	62,713
5th Supervisorial District	
Poll Place	62,820
Vote by Mail	62,820
Mail Ballot	62,820
5th Supervisorial District - Total	62,820
Cumulative	
Poll Place	0
Vote by Mail	0

District	Yes		No		Total Votes
County Supervisor					
1st Supervisorial District					
Poll Place	2,061	17.46%	9,744	82.54%	11,805
Vote by Mail	17,535	24.12%	55,178	75.88%	72,713
Mail Ballot	863	20.67%	3,313	79.33%	4,176
1st Supervisorial District - Total	20,459	23.07%	68,235	76.93%	88,694
2nd Supervisorial District					
Poll Place	2,270	22.87%	7,656	77.13%	9,926
Vote by Mail	16,462	31.33%	36,083	68.67%	52,545
Mail Ballot	1,314	25.67%	3,804	74.33%	5,118
2nd Supervisorial District - Total	20,046	29.66%	47,543	70.34%	67,589
3rd Supervisorial District					
Poll Place	2,256	24.80%	6,839	75.20%	9,095
Vote by Mail	16,828	30.52%	38,315	69.48%	55,143
Mail Ballot	468	24.26%	1,461	75.74%	1,929
3rd Supervisorial District - Total	19,552	29.55%	46,615	70.45%	66,167
4th Supervisorial District					
Poll Place	1,554	33.43%	3,094	66.57%	4,648
Vote by Mail	10,337	35.75%	18,575	64.25%	28,912
Mail Ballot	1,741	25.36%	5,125	74.64%	6,866
4th Supervisorial District - Total	13,632	33.72%	26,794	66.28%	40,426
5th Supervisorial District					
Poll Place	1,612	39.67%	2,452	60.33%	4,064
Vote by Mail	10,353	41.54%	14,569	58.46%	24,922
Mail Ballot	1,462	37.97%	2,388	62.03%	3,850
5th Supervisorial District - Total	13,427	40.89%	19,409	59.11%	32,836
Cumulative					
Poll Place	0		0		0
Vote by Mail	0		0		0

District	Registered Voters
Mail Ballot	0
Cumulative - Total	0
County Supervisor - Total	425,526
Cities	
City of Arvin	
Poll Place	5,367
Vote by Mail	5,367
Mail Ballot	5,367
City of Arvin - Total	5,367
City of Bakersfield	
Poll Place	204,058
Vote by Mail	204,058
Mail Ballot	204,058
City of Bakersfield - Total	204,058
City of California City	
Poll Place	6,415
Vote by Mail	6,415
Mail Ballot	6,415
City of California City - Total	6,415
City of Delano	
Poll Place	15,671
Vote by Mail	15,671
Mail Ballot	15,671
City of Delano - Total	15,671
City of Maricopa	
Poll Place	485
Vote by Mail	485
Mail Ballot	485
City of Maricopa - Total	485
City of McFarland	
Poll Place	4,209

District	Yes		No		Total Votes
Mail Ballot	0		0		0
Cumulative - Total	0		0		0
County Supervisor - Total	87,116	29.46%	208,596	70.54%	295,712
Cities					
City of Arvin					
Poll Place	181	38.35%	291	61.65%	472
Vote by Mail	1,074	40.77%	1,560	59.23%	2,634
Mail Ballot	0		0		0
City of Arvin - Total	1,255	40.41%	1,851	59.59%	3,106
City of Bakersfield					
Poll Place	4,488	25.68%	12,990	74.32%	17,478
Vote by Mail	37,582	31.96%	80,007	68.04%	117,589
Mail Ballot	2,607	31.79%	5,594	68.21%	8,201
City of Bakersfield - Total	44,677	31.18%	98,591	68.82%	143,268
City of California City					
Poll Place	218	28.06%	559	71.94%	777
Vote by Mail	1,359	38.05%	2,213	61.95%	3,572
Mail Ballot	11	31.43%	24	68.57%	35
City of California City - Total	1,588	36.22%	2,796	63.78%	4,384
City of Delano					
Poll Place	443	37.42%	741	62.58%	1,184
Vote by Mail	3,374	39.95%	5,071	60.05%	8,445
Mail Ballot	0	0.00%	2	100.00%	2
City of Delano - Total	3,817	39.63%	5,814	60.37%	9,631
City of Maricopa					
Poll Place	21	24.14%	66	75.86%	87
Vote by Mail	55	19.23%	231	80.77%	286
Mail Ballot	0		0		0
City of Maricopa - Total	76	20.38%	297	79.62%	373
City of McFarland					
Poll Place	159	35.18%	293	64.82%	452

District	Registered Voters
Vote by Mail	4,209
Mail Ballot	4,209
City of McFarland - Total	4,209
City of Ridgecrest	
Poll Place	16,379
Vote by Mail	16,379
Mail Ballot	16,379
City of Ridgecrest - Total	16,379
City of Shafter	
Poll Place	7,671
Vote by Mail	7,671
Mail Ballot	7,671
City of Shafter - Total	7,671
City of Taft	
Poll Place	3,373
Vote by Mail	3,373
Mail Ballot	3,373
City of Taft - Total	3,373
City of Tehachapi	
Poll Place	4,585
Vote by Mail	4,585
Mail Ballot	4,585
City of Tehachapi - Total	4,585
City of Wasco	
Poll Place	7,819
Vote by Mail	7,819
Mail Ballot	7,819
City of Wasco - Total	7,819
Unincorporated	
Poll Place	149,494
Vote by Mail	149,494
Mail Ballot	149,494
Unincorporated - Total	149,494

District	Yes		No		Total Votes
Vote by Mail	691	34.01%	1,341	65.99%	2,032
Mail Ballot	0		0		0
City of McFarland - Total	850	34.22%	1,634	65.78%	2,484
City of Ridgecrest					
Poll Place	374	22.20%	1,311	77.80%	1,685
Vote by Mail	3,358	31.02%	7,467	68.98%	10,825
Mail Ballot	27	51.92%	25	48.08%	52
City of Ridgecrest - Total	3,759	29.92%	8,803	70.08%	12,562
City of Shafter					
Poll Place	198	29.29%	478	70.71%	676
Vote by Mail	1,033	30.00%	2,410	70.00%	3,443
Mail Ballot	306	29.20%	742	70.80%	1,048
City of Shafter - Total	1,537	29.75%	3,630	70.25%	5,167
City of Taft					
Poll Place	58	12.39%	410	87.61%	468
Vote by Mail	278	14.09%	1,695	85.91%	1,973
Mail Ballot	0		0		0
City of Taft - Total	336	13.76%	2,105	86.24%	2,441
City of Tehachapi					
Poll Place	82	17.52%	386	82.48%	468
Vote by Mail	723	26.38%	2,018	73.62%	2,741
Mail Ballot	42	19.18%	177	80.82%	219
City of Tehachapi - Total	847	24.71%	2,581	75.29%	3,428
City of Wasco					
Poll Place	218	32.59%	451	67.41%	669
Vote by Mail	1,339	33.96%	2,604	66.04%	3,943
Mail Ballot	66	22.76%	224	77.24%	290
City of Wasco - Total	1,623	33.11%	3,279	66.89%	4,902
Unincorporated					
Poll Place	3,313	21.91%	11,809	78.09%	15,122
Vote by Mail	20,649	26.90%	56,103	73.10%	76,752
Mail Ballot	2,789	23.06%	9,303	76.94%	12,092
Unincorporated - Total	26,751	25.73%	77,215	74.27%	103,966

743 of 3301

Exhibit F

District	Registered Voters
Cumulative	
Poll Place	0
Vote by Mail	0
Mail Ballot	0
Cumulative - Total	0
Cities - Total	425,526
Unincorporated	
Unincorporated Area	
Poll Place	151,129
Vote by Mail	151,129
Mail Ballot	151,129
Unincorporated Area - Total	151,129
Unincorporated	
Poll Place	274,397
Vote by Mail	274,397
Mail Ballot	274,397
Unincorporated - Total	274,397
Cumulative	
Poll Place	0
Vote by Mail	0
Mail Ballot	0
Cumulative - Total	0
Unincorporated - Total	425,526

District	Yes		No		Total Votes
Cumulative					
Poll Place	0		0		0
Vote by Mail	0		0		0
Mail Ballot	0		0		0
Cumulative - Total	0		0		0
Cities - Total	87,116	29.46%	208,596	70.54%	295,712
Unincorporated					
Unincorporated Area					
Poll Place	3,313	21.91%	11,809	78.09%	15,122
Vote by Mail	20,649	26.90%	56,103	73.10%	76,752
Mail Ballot	3,073	23.07%	10,250	76.93%	13,323
Unincorporated Area - Total	27,035	25.70%	78,162	74.30%	105,197
Unincorporated					
Poll Place	6,440	26.38%	17,976	73.62%	24,416
Vote by Mail	50,866	32.30%	106,617	67.70%	157,483
Mail Ballot	2,775	32.21%	5,841	67.79%	8,616
Unincorporated - Total	60,081	31.54%	130,434	68.46%	190,515
Cumulative					
Poll Place	0		0		0
Vote by Mail	0		0		0
Mail Ballot	0		0		0
Cumulative - Total	0		0		0
Unincorporated - Total	87,116	29.46%	208,596	70.54%	295,712

MARICOPA UNIFIED SCHOOL DISTRICT Bond Measure F (Vote for 1)

District	Registered Voters
United States Representative	
23rd Congressional District	
Poll Place	833
Vote by Mail	833
Mail Ballot	833
23rd Congressional District - Total	833
Cumulative	
Poll Place	0
Vote by Mail	0
Mail Ballot	0
Cumulative - Total	0
United States Representative - Total	833
State Senator	
16th Senatorial District	
Poll Place	833
Vote by Mail	833
Mail Ballot	833
16th Senatorial District - Total	833
Cumulative	
Poll Place	0
Vote by Mail	0
Mail Ballot	0
Cumulative - Total	0
State Senator - Total	833
Member of the State Assembly	
34th Assembly District	
Poll Place	833

District	Bonds Yes		Bonds No		Total Votes
United States Representative					
23rd Congressional District					
Poll Place	49	56.32%	38	43.68%	87
Vote by Mail	160	56.34%	124	43.66%	284
Mail Ballot	114	42.86%	152	57.14%	266
23rd Congressional District - Total	323	50.71%	314	49.29%	637
Cumulative					
Poll Place	0		0		0
Vote by Mail	0		0		0
Mail Ballot	0		0		0
Cumulative - Total	0		0		0
United States Representative - Total	323	50.71%	314	49.29%	637
State Senator					
16th Senatorial District					
Poll Place	49	56.32%	38	43.68%	87
Vote by Mail	160	56.34%	124	43.66%	284
Mail Ballot	114	42.86%	152	57.14%	266
16th Senatorial District - Total	323	50.71%	314	49.29%	637
Cumulative					
Poll Place	0		0		0
Vote by Mail	0		0		0
Mail Ballot	0		0		0
Cumulative - Total	0		0		0
State Senator - Total	323	50.71%	314	49.29%	637
Member of the State Assembly					
34th Assembly District					
Poll Place	49	56.32%	38	43.68%	87

District	Registered Voters
Vote by Mail	833
Mail Ballot	833
34th Assembly District - Total	833
Cumulative	
Poll Place	0
Vote by Mail	0
Mail Ballot	0
Cumulative - Total	0
Member of the State Assembly - Total	833
Board of Equalization (State)	
Board Of Equalization	
Poll Place	833
Vote by Mail	833
Mail Ballot	833
Board Of Equalization - Total	833
Cumulative	
Poll Place	0
Vote by Mail	0
Mail Ballot	0
Cumulative - Total	0
Board of Equalization (State) - Total	833
County	
Kern County	
Poll Place	833
Vote by Mail	833
Mail Ballot	833
Kern County - Total	833
Cumulative	
Poll Place	0
Vote by Mail	0

District	Bonds Yes		Bonds No		Total Votes
Vote by Mail	160	56.34%	124	43.66%	284
Mail Ballot	114	42.86%	152	57.14%	266
34th Assembly District - Total	323	50.71%	314	49.29%	637
Cumulative					
Poll Place	0		0		0
Vote by Mail	0		0		0
Mail Ballot	0		0		0
Cumulative - Total	0		0		0
Member of the State Assembly - Total	323	50.71%	314	49.29%	637
Board of Equalization (State)					
Board Of Equalization					
Poll Place	49	56.32%	38	43.68%	87
Vote by Mail	160	56.34%	124	43.66%	284
Mail Ballot	114	42.86%	152	57.14%	266
Board Of Equalization - Total	323	50.71%	314	49.29%	637
Cumulative					
Poll Place	0		0		0
Vote by Mail	0		0		0
Mail Ballot	0		0		0
Cumulative - Total	0		0		0
Board of Equalization (State) - Total	323	50.71%	314	49.29%	637
County					
Kern County					
Poll Place	49	56.32%	38	43.68%	87
Vote by Mail	160	56.34%	124	43.66%	284
Mail Ballot	114	42.86%	152	57.14%	266
Kern County - Total	323	50.71%	314	49.29%	637
Cumulative					
Poll Place	0		0		0
Vote by Mail	0		0		0

District	Registered Voters
Mail Ballot	0
Cumulative - Total	0
County - Total	833
County Supervisor	
2nd Supervisorial District	
Poll Place	833
Vote by Mail	833
Mail Ballot	833
2nd Supervisorial District - Total	833
Cumulative	
Poll Place	0
Vote by Mail	0
Mail Ballot	0
Cumulative - Total	0
County Supervisor - Total	833
Cities	
City of Maricopa	
Poll Place	485
Vote by Mail	485
Mail Ballot	485
City of Maricopa - Total	485
Unincorporated	
Poll Place	348
Vote by Mail	348
Mail Ballot	348
Unincorporated - Total	348
Cumulative	
Poll Place	0
Vote by Mail	0

District	Bonds Yes		Bonds No		Total Votes
Mail Ballot	0		0		0
Cumulative - Total	0		0		0
County - Total	323	50.71%	314	49.29%	637
County Supervisor					
2nd Supervisorial District					
Poll Place	49	56.32%	38	43.68%	87
Vote by Mail	160	56.34%	124	43.66%	284
Mail Ballot	114	42.86%	152	57.14%	266
2nd Supervisorial District - Total	323	50.71%	314	49.29%	637
Cumulative					
Poll Place	0		0		0
Vote by Mail	0		0		0
Mail Ballot	0		0		0
Cumulative - Total	0		0		0
County Supervisor - Total	323	50.71%	314	49.29%	637
Cities					
City of Maricopa					
Poll Place	49	56.32%	38	43.68%	87
Vote by Mail	160	56.34%	124	43.66%	284
Mail Ballot	0		0		0
City of Maricopa - Total	209	56.33%	162	43.67%	371
Unincorporated					
Poll Place	0		0		0
Vote by Mail	0		0		0
Mail Ballot	114	42.86%	152	57.14%	266
Unincorporated - Total	114	42.86%	152	57.14%	266
Cumulative					
Poll Place	0		0		0
Vote by Mail	0		0		0

District	Registered Voters
Mail Ballot	0
Cumulative - Total	0
Cities - Total	833
Unincorporated	
Unincorporated Area	
Poll Place	348
Vote by Mail	348
Mail Ballot	348
Unincorporated Area - Total	348
Unincorporated	
Poll Place	485
Vote by Mail	485
Mail Ballot	485
Unincorporated - Total	485
Cumulative	
Poll Place	0
Vote by Mail	0
Mail Ballot	0
Cumulative - Total	0
Unincorporated - Total	833

District	Bonds Yes		Bonds No		Total Votes
Mail Ballot	0		0		0
Cumulative - Total	0		0		0
Cities - Total	323	50.71%	314	49.29%	637
Unincorporated					
Unincorporated Area					
Poll Place	0		0		0
Vote by Mail	0		0		0
Mail Ballot	114	42.86%	152	57.14%	266
Unincorporated Area - Total	114	42.86%	152	57.14%	266
Unincorporated					
Poll Place	49	56.32%	38	43.68%	87
Vote by Mail	160	56.34%	124	43.66%	284
Mail Ballot	0		0		0
Unincorporated - Total	209	56.33%	162	43.67%	371
Cumulative					
Poll Place	0		0		0
Vote by Mail	0		0		0
Mail Ballot	0		0		0
Cumulative - Total	0		0		0
Unincorporated - Total	323	50.71%	314	49.29%	637

GREENFIELD UNION SCHOOL DISTRICT Bond Measure G (Vote for 1)

District	Registered Voters
United States Representative	
21st Congressional District	
Poll Place	20,212
Vote by Mail	20,212
Mail Ballot	20,212
21st Congressional District - Total	20,212
23rd Congressional District	
Poll Place	1,750
Vote by Mail	1,750
Mail Ballot	1,750
23rd Congressional District - Total	1,750
Cumulative	
Poll Place	0
Vote by Mail	0
Mail Ballot	0
Cumulative - Total	0
United States Representative - Total	21,962
State Senator	
14th Senatorial District	
Poll Place	12,852
Vote by Mail	12,852
Mail Ballot	12,852
14th Senatorial District - Total	12,852
16th Senatorial District	
Poll Place	9,110
Vote by Mail	9,110

District	Bonds Yes		Bonds No		Total Votes
United States Representative					
21st Congressional District					
Poll Place	991	71.92%	387	28.08%	1,378
Vote by Mail	6,041	73.44%	2,185	26.56%	8,226
Mail Ballot	1,425	67.19%	696	32.81%	2,121
21st Congressional District - Total	8,457	72.13%	3,268	27.87%	11,725
23rd Congressional District					
Poll Place	83	69.75%	36	30.25%	119
Vote by Mail	575	69.44%	253	30.56%	828
Mail Ballot	83	41.29%	118	58.71%	201
23rd Congressional District - Total	741	64.55%	407	35.45%	1,148
Cumulative					
Poll Place	0		0		0
Vote by Mail	0		0		0
Mail Ballot	0		0		0
Cumulative - Total	0		0		0
United States Representative - Total	9,198	71.45%	3,675	28.55%	12,873
State Senator					
14th Senatorial District					
Poll Place	590	75.93%	187	24.07%	777
Vote by Mail	3,824	75.80%	1,221	24.20%	5,045
Mail Ballot	1,014	72.27%	389	27.73%	1,403
14th Senatorial District - Total	5,428	75.13%	1,797	24.87%	7,225
16th Senatorial District					
Poll Place	484	67.22%	236	32.78%	720
Vote by Mail	2,792	69.64%	1,217	30.36%	4,009

749 of 3301

Exhibit F

District	Registered Voters
Mail Ballot	9,110
16th Senatorial District - Total	9,110
Cumulative	
Poll Place	0
Vote by Mail	0
Mail Ballot	0
Cumulative - Total	0
State Senator - Total	21,962
Member of the State Assembly	
32nd Assembly District	
Poll Place	12,859
Vote by Mail	12,859
Mail Ballot	12,859
32nd Assembly District - Total	12,859
34th Assembly District	
Poll Place	9,103
Vote by Mail	9,103
Mail Ballot	9,103
34th Assembly District - Total	9,103
Cumulative	
Poll Place	0
Vote by Mail	0
Mail Ballot	0
Cumulative - Total	0
Member of the State Assembly - Total	21,962
Board of Equalization (State)	
Board Of Equalization	
Poll Place	21,962

District	Bonds Yes		Bonds No		Total Votes
Mail Ballot	494	53.75%	425	46.25%	919
16th Senatorial District - Total	3,770	66.75%	1,878	33.25%	5,648
Cumulative					
Poll Place	0		0		0
Vote by Mail	0		0		0
Mail Ballot	0		0		0
Cumulative - Total	0		0		0
State Senator - Total	9,198	71.45%	3,675	28.55%	12,873
Member of the State Assembly					
32nd Assembly District					
Poll Place	590	75.93%	187	24.07%	777
Vote by Mail	3,824	75.80%	1,221	24.20%	5,045
Mail Ballot	1,017	72.28%	390	27.72%	1,407
32nd Assembly District - Total	5,431	75.13%	1,798	24.87%	7,229
34th Assembly District					
Poll Place	484	67.22%	236	32.78%	720
Vote by Mail	2,792	69.64%	1,217	30.36%	4,009
Mail Ballot	491	53.66%	424	46.34%	915
34th Assembly District - Total	3,767	66.74%	1,877	33.26%	5,644
Cumulative					
Poll Place	0		0		0
Vote by Mail	0		0		0
Mail Ballot	0		0		0
Cumulative - Total	0		0		0
Member of the State Assembly - Total	9,198	71.45%	3,675	28.55%	12,873
Board of Equalization (State)					
Board Of Equalization					
Poll Place	1,074	71.74%	423	28.26%	1,497

750 of 3301

Exhibit F

District	Registered Voters
Vote by Mail	21,962
Mail Ballot	21,962
Board Of Equalization - Total	21,962
Cumulative	
Poll Place	0
Vote by Mail	0
Mail Ballot	0
Cumulative - Total	0
Board of Equalization (State) - Total	21,962
County	
Kern County	
Poll Place	21,962
Vote by Mail	21,962
Mail Ballot	21,962
Kern County - Total	21,962
Cumulative	
Poll Place	0
Vote by Mail	0
Mail Ballot	0
Cumulative - Total	0
County - Total	21,962
County Supervisor	
2nd Supervisorial District	
Poll Place	7,944
Vote by Mail	7,944
Mail Ballot	7,944
2nd Supervisorial District - Total	7,944
3rd Supervisorial District	
Poll Place	1,994
Vote by Mail	1,994

District	Bonds Yes		Bonds No		Total Votes
Vote by Mail	6,616	73.07%	2,438	26.93%	9,054
Mail Ballot	1,508	64.94%	814	35.06%	2,322
Board Of Equalization - Total	9,198	71.45%	3,675	28.55%	12,873
Cumulative					
Poll Place	0		0		0
Vote by Mail	0		0		0
Mail Ballot	0		0		0
Cumulative - Total	0		0		0
Board of Equalization (State) - Total	9,198	71.45%	3,675	28.55%	12,873
County					
Kern County					
Poll Place	1,074	71.74%	423	28.26%	1,497
Vote by Mail	6,616	73.07%	2,438	26.93%	9,054
Mail Ballot	1,508	64.94%	814	35.06%	2,322
Kern County - Total	9,198	71.45%	3,675	28.55%	12,873
Cumulative					
Poll Place	0		0		0
Vote by Mail	0		0		0
Mail Ballot	0		0		0
Cumulative - Total	0		0		0
County - Total	9,198	71.45%	3,675	28.55%	12,873
County Supervisor					
2nd Supervisorial District					
Poll Place	395	70.16%	168	29.84%	563
Vote by Mail	2,333	70.14%	993	29.86%	3,326
Mail Ballot	652	59.87%	437	40.13%	1,089
2nd Supervisorial District - Total	3,380	67.90%	1,598	32.10%	4,978
3rd Supervisorial District					
Poll Place	118	61.14%	75	38.86%	193
Vote by Mail	675	70.31%	285	29.69%	960
Mail Ballot	0		0		0

751 of 3301

Exhibit F

District	Registered Voters
Mail Ballot	1,994
3rd Supervisorial District - Total	1,994
4th Supervisorial District	
Poll Place	335
Vote by Mail	335
Mail Ballot	335
4th Supervisorial District - Total	335
5th Supervisorial District	
Poll Place	11,689
Vote by Mail	11,689
Mail Ballot	11,689
5th Supervisorial District - Total	11,689
Cumulative	
Poll Place	0
Vote by Mail	0
Mail Ballot	0
Cumulative - Total	0
County Supervisor - Total	21,962
Cities	
City of Bakersfield	
Poll Place	18,593
Vote by Mail	18,593
Mail Ballot	18,593
City of Bakersfield - Total	18,593
Unincorporated	
Poll Place	3,369
Vote by Mail	3,369
Mail Ballot	3,369
Unincorporated - Total	3,369

District	Bonds Yes		Bonds No		Total Votes
3rd Supervisorial District - Total	793	68.78%	360	31.22%	1,153
4th Supervisorial District					
Poll Place	0		0		0
Vote by Mail	0		0		0
Mail Ballot	97	46.63%	111	53.37%	208
4th Supervisorial District - Total	97	46.63%	111	53.37%	208
5th Supervisorial District					
Poll Place	561	75.71%	180	24.29%	741
Vote by Mail	3,608	75.67%	1,160	24.33%	4,768
Mail Ballot	759	74.05%	266	25.95%	1,025
5th Supervisorial District - Total	4,928	75.42%	1,606	24.58%	6,534
Cumulative					
Poll Place	0		0		0
Vote by Mail	0		0		0
Mail Ballot	0		0		0
Cumulative - Total	0		0		0
County Supervisor - Total	9,198	71.45%	3,675	28.55%	12,873
Cities					
City of Bakersfield					
Poll Place	884	72.34%	338	27.66%	1,222
Vote by Mail	5,826	74.45%	1,999	25.55%	7,825
Mail Ballot	1,213	66.83%	602	33.17%	1,815
City of Bakersfield - Total	7,923	72.94%	2,939	27.06%	10,862
Unincorporated					
Poll Place	190	69.09%	85	30.91%	275
Vote by Mail	790	64.28%	439	35.72%	1,229
Mail Ballot	295	58.19%	212	41.81%	507
Unincorporated - Total	1,275	63.40%	736	36.60%	2,011
Cumulative					
Poll Place	0		0		0
Vote by Mail	0		0		0

752 of 3301

Exhibit F

District	Registered Voters
Cumulative	
Poll Place	0
Vote by Mail	0
Mail Ballot	0
Cumulative - Total	0
Cities - Total	21,962
Unincorporated	
Unincorporated Area	
Poll Place	3,369
Vote by Mail	3,369
Mail Ballot	3,369
Unincorporated Area - Total	3,369
Unincorporated	
Poll Place	18,593
Vote by Mail	18,593
Mail Ballot	18,593
Unincorporated - Total	18,593
Cumulative	
Poll Place	0
Vote by Mail	0
Mail Ballot	0
Cumulative - Total	0
Unincorporated - Total	21,962

District	Bonds Yes		Bonds No		Total Votes
Mail Ballot	0		0		0
Cumulative - Total	0		0		0
Cities - Total	9,198	71.45%	3,675	28.55%	12,873
Unincorporated					
Unincorporated Area					
Poll Place	190	69.09%	85	30.91%	275
Vote by Mail	790	64.28%	439	35.72%	1,229
Mail Ballot	295	58.19%	212	41.81%	507
Unincorporated Area - Total	1,275	63.40%	736	36.60%	2,011
Unincorporated					
Poll Place	884	72.34%	338	27.66%	1,222
Vote by Mail	5,826	74.45%	1,999	25.55%	7,825
Mail Ballot	1,213	66.83%	602	33.17%	1,815
Unincorporated - Total	7,923	72.94%	2,939	27.06%	10,862
Cumulative					
Poll Place	0		0		0
Vote by Mail	0		0		0
Mail Ballot	0		0		0
Cumulative - Total	0		0		0
Unincorporated - Total	9,198	71.45%	3,675	28.55%	12,873

WASCO UNION SCHOOL DISTRICT Bond Measure H (Vote for 1)

District	Registered Voters
United States Representative	
21st Congressional District	
Poll Place	7,869
Vote by Mail	7,869
Mail Ballot	7,869
21st Congressional District - Total	7,869
Cumulative	
Poll Place	0
Vote by Mail	0
Mail Ballot	0
Cumulative - Total	0
United States Representative - Total	7,869
State Senator	
14th Senatorial District	
Poll Place	7,869
Vote by Mail	7,869
Mail Ballot	7,869
14th Senatorial District - Total	7,869
16th Senatorial District	
Poll Place	0
Vote by Mail	0
Mail Ballot	0
16th Senatorial District - Total	0
Cumulative	
Poll Place	0
Vote by Mail	0

District	Bonds Yes		Bonds No		Total Votes
United States Representative					
21st Congressional District					
Poll Place	372	55.19%	302	44.81%	674
Vote by Mail	1,968	50.03%	1,966	49.97%	3,934
Mail Ballot	126	39.13%	196	60.87%	322
21st Congressional District - Total	2,466	50.02%	2,464	49.98%	4,930
Cumulative					
Poll Place	0		0		0
Vote by Mail	0		0		0
Mail Ballot	0		0		0
Cumulative - Total	0		0		0
United States Representative - Total	2,466	50.02%	2,464	49.98%	4,930
State Senator					
14th Senatorial District					
Poll Place	372	55.19%	302	44.81%	674
Vote by Mail	1,968	50.03%	1,966	49.97%	3,934
Mail Ballot	126	39.13%	196	60.87%	322
14th Senatorial District - Total	2,466	50.02%	2,464	49.98%	4,930
16th Senatorial District					
Poll Place	0		0		0
Vote by Mail	0		0		0
Mail Ballot	0		0		0
16th Senatorial District - Total	0		0		0
Cumulative					
Poll Place	0		0		0
Vote by Mail	0		0		0

District	Registered Voters
Mail Ballot	0
Cumulative - Total	0
State Senator - Total	7,869
Member of the State Assembly	
32nd Assembly District	
Poll Place	7,869
Vote by Mail	7,869
Mail Ballot	7,869
32nd Assembly District - Total	7,869
Cumulative	
Poll Place	0
Vote by Mail	0
Mail Ballot	0
Cumulative - Total	0
Member of the State Assembly - Total	7,869
Board of Equalization (State)	
Board Of Equalization	
Poll Place	7,869
Vote by Mail	7,869
Mail Ballot	7,869
Board Of Equalization - Total	7,869
Cumulative	
Poll Place	0
Vote by Mail	0
Mail Ballot	0
Cumulative - Total	0
Board of Equalization (State) - Total	7,869

District	Bonds Yes		Bonds No		Total Votes
Mail Ballot	0		0		0
Cumulative - Total	0		0		0
State Senator - Total	2,466	50.02%	2,464	49.98%	4,930
Member of the State Assembly					
32nd Assembly District					
Poll Place	372	55.19%	302	44.81%	674
Vote by Mail	1,968	50.03%	1,966	49.97%	3,934
Mail Ballot	126	39.13%	196	60.87%	322
32nd Assembly District - Total	2,466	50.02%	2,464	49.98%	4,930
Cumulative					
Poll Place	0		0		0
Vote by Mail	0		0		0
Mail Ballot	0		0		0
Cumulative - Total	0		0		0
Member of the State Assembly - Total	2,466	50.02%	2,464	49.98%	4,930
Board of Equalization (State)					
Board Of Equalization					
Poll Place	372	55.19%	302	44.81%	674
Vote by Mail	1,968	50.03%	1,966	49.97%	3,934
Mail Ballot	126	39.13%	196	60.87%	322
Board Of Equalization - Total	2,466	50.02%	2,464	49.98%	4,930
Cumulative					
Poll Place	0		0		0
Vote by Mail	0		0		0
Mail Ballot	0		0		0
Cumulative - Total	0		0		0
Board of Equalization (State) - Total	2,466	50.02%	2,464	49.98%	4,930

District	Registered Voters
County	
Kern County	
Poll Place	7,869
Vote by Mail	7,869
Mail Ballot	7,869
Kern County - Total	7,869
Cumulative	
Poll Place	0
Vote by Mail	0
Mail Ballot	0
Cumulative - Total	0
County - Total	7,869
County Supervisor	
4th Supervisorial District	
Poll Place	7,869
Vote by Mail	7,869
Mail Ballot	7,869
4th Supervisorial District - Total	7,869
Cumulative	
Poll Place	0
Vote by Mail	0
Mail Ballot	0
Cumulative - Total	0
County Supervisor - Total	7,869
Cities	
City of Wasco	
Poll Place	7,819
Vote by Mail	7,819
Mail Ballot	7,819
City of Wasco - Total	7,819
Unincorporated	
Poll Place	50

District	Bonds Yes		Bonds No		Total Votes
County					
Kern County					
Poll Place	372	55.19%	302	44.81%	674
Vote by Mail	1,968	50.03%	1,966	49.97%	3,934
Mail Ballot	126	39.13%	196	60.87%	322
Kern County - Total	2,466	50.02%	2,464	49.98%	4,930
Cumulative					
Poll Place	0		0		0
Vote by Mail	0		0		0
Mail Ballot	0		0		0
Cumulative - Total	0		0		0
County - Total	2,466	50.02%	2,464	49.98%	4,930
County Supervisor					
4th Supervisorial District					
Poll Place	372	55.19%	302	44.81%	674
Vote by Mail	1,968	50.03%	1,966	49.97%	3,934
Mail Ballot	126	39.13%	196	60.87%	322
4th Supervisorial District - Total	2,466	50.02%	2,464	49.98%	4,930
Cumulative					
Poll Place	0		0		0
Vote by Mail	0		0		0
Mail Ballot	0		0		0
Cumulative - Total	0		0		0
County Supervisor - Total	2,466	50.02%	2,464	49.98%	4,930
Cities					
City of Wasco					
Poll Place	372	55.19%	302	44.81%	674
Vote by Mail	1,968	50.03%	1,966	49.97%	3,934
Mail Ballot	115	39.93%	173	60.07%	288
City of Wasco - Total	2,455	50.14%	2,441	49.86%	4,896
Unincorporated					
Poll Place	0		0		0

756 of 3301

Exhibit F

District	Registered Voters
Vote by Mail	50
Mail Ballot	50
Unincorporated - Total	50
Cumulative	
Poll Place	0
Vote by Mail	0
Mail Ballot	0
Cumulative - Total	0
Cities - Total	7,869
Unincorporated	
Unincorporated Area	
Poll Place	274
Vote by Mail	274
Mail Ballot	274
Unincorporated Area - Total	274
Unincorporated	
Poll Place	7,595
Vote by Mail	7,595
Mail Ballot	7,595
Unincorporated - Total	7,595
Cumulative	
Poll Place	0
Vote by Mail	0
Mail Ballot	0
Cumulative - Total	0
Unincorporated - Total	7,869

District	Bonds Yes		Bonds No		Total Votes
Vote by Mail	0		0		0
Mail Ballot	11	32.35%	23	67.65%	34
Unincorporated - Total	11	32.35%	23	67.65%	34
Cumulative					
Poll Place	0		0		0
Vote by Mail	0		0		0
Mail Ballot	0		0		0
Cumulative - Total	0		0		0
Cities - Total	2,466	50.02%	2,464	49.98%	4,930
Unincorporated					
Unincorporated Area					
Poll Place	0		0		0
Vote by Mail	0		0		0
Mail Ballot	67	34.36%	128	65.64%	195
Unincorporated Area - Total	67	34.36%	128	65.64%	195
Unincorporated					
Poll Place	372	55.19%	302	44.81%	674
Vote by Mail	1,968	50.03%	1,966	49.97%	3,934
Mail Ballot	59	46.46%	68	53.54%	127
Unincorporated - Total	2,399	50.67%	2,336	49.33%	4,735
Cumulative					
Poll Place	0		0		0
Vote by Mail	0		0		0
Mail Ballot	0		0		0
Cumulative - Total	0		0		0
Unincorporated - Total	2,466	50.02%	2,464	49.98%	4,930

Statement of Votes Cast
County of Kern - General Election
November 3, 2020
Official Final Results

Precinct	Registered Voters	Cards Cast	Voters Cast	% Turnout
County				
Kern County				
0011155				
Poll Place	1,261	227	227	18.00%
Vote by Mail	1,261	761	761	60.35%
Mail Ballot	1,261	0	0	0.00%
Total	1,261	988	988	78.35%
0011190				
Poll Place	1,610	176	176	10.93%
Vote by Mail	1,610	1,096	1,096	68.07%
Mail Ballot	1,610	0	0	0.00%
Total	1,610	1,272	1,272	79.01%
0011195				
Poll Place	1,366	261	261	19.11%
Vote by Mail	1,366	1,015	1,015	74.30%
Mail Ballot	1,366	0	0	0.00%
Total	1,366	1,276	1,276	93.41%
0011530				
Poll Place	929	86	86	9.26%
Vote by Mail	929	467	467	50.27%
Mail Ballot	929	0	0	0.00%
Total	929	553	553	59.53%
0011540				
Poll Place	1,054	77	77	7.31%
Vote by Mail	1,054	529	529	50.19%
Mail Ballot	1,054	0	0	0.00%
Total	1,054	606	606	57.50%

Precinct	Registered Voters	Cards Cast	Voters Cast	% Turnout
0011546				
Poll Place	1,123	89	89	7.93%
Vote by Mail	1,123	589	589	52.45%
Mail Ballot	1,123	0	0	0.00%
Total	1,123	678	678	60.37%
0011548				
Poll Place	1,615	112	112	6.93%
Vote by Mail	1,615	1,086	1,086	67.24%
Mail Ballot	1,615	0	0	0.00%
Total	1,615	1,198	1,198	74.18%
0011550				
Poll Place	1,408	91	91	6.46%
Vote by Mail	1,408	865	865	61.43%
Mail Ballot	1,408	0	0	0.00%
Total	1,408	956	956	67.90%
0011552				
Poll Place	1,346	115	115	8.54%
Vote by Mail	1,346	735	735	54.61%
Mail Ballot	1,346	0	0	0.00%
Total	1,346	850	850	63.15%
0011554				
Poll Place	1,660	141	141	8.49%
Vote by Mail	1,660	824	824	49.64%
Mail Ballot	1,660	0	0	0.00%
Total	1,660	965	965	58.13%
0011557				
Poll Place	1,632	121	121	7.41%
Vote by Mail	1,632	853	853	52.27%
Mail Ballot	1,632	0	0	0.00%
Total	1,632	974	974	59.68%
0011570				
Poll Place	1,087	119	119	10.95%
Vote by Mail	1,087	562	562	51.70%
Mail Ballot	1,087	0	0	0.00%
Total	1,087	681	681	62.65%

Precinct	Registered Voters	Cards Cast	Voters Cast	% Turnout
0011580				
Poll Place	1,070	105	105	9.81%
Vote by Mail	1,070	605	605	56.54%
Mail Ballot	1,070	0	0	0.00%
Total	1,070	710	710	66.36%
0011610				
Poll Place	882	112	112	12.70%
Vote by Mail	882	503	503	57.03%
Mail Ballot	882	0	0	0.00%
Total	882	615	615	69.73%
0011626				
Poll Place	1,859	109	109	5.86%
Vote by Mail	1,859	1,198	1,198	64.44%
Mail Ballot	1,859	0	0	0.00%
Total	1,859	1,307	1,307	70.31%
0011725				
Poll Place	1,209	167	167	13.81%
Vote by Mail	1,209	863	863	71.38%
Mail Ballot	1,209	0	0	0.00%
Total	1,209	1,030	1,030	85.19%
0011990				
Poll Place	836	184	184	22.01%
Vote by Mail	836	517	517	61.84%
Mail Ballot	836	0	0	0.00%
Total	836	701	701	83.85%
0011991				
Poll Place	876	211	211	24.09%
Vote by Mail	876	509	509	58.11%
Mail Ballot	876	0	0	0.00%
Total	876	720	720	82.19%
0012171				
Poll Place	945	119	119	12.59%
Vote by Mail	945	571	571	60.42%
Mail Ballot	945	0	0	0.00%
Total	945	690	690	73.02%

Precinct	Registered Voters	Cards Cast	Voters Cast	% Turnout
0012173				
Poll Place	667	149	149	22.34%
Vote by Mail	667	411	411	61.62%
Mail Ballot	667	0	0	0.00%
Total	667	560	560	83.96%
0012505				
Poll Place	1,106	170	170	15.37%
Vote by Mail	1,106	754	754	68.17%
Mail Ballot	1,106	0	0	0.00%
Total	1,106	924	924	83.54%
0012591				
Poll Place	1,253	178	178	14.21%
Vote by Mail	1,253	577	577	46.05%
Mail Ballot	1,253	0	0	0.00%
Total	1,253	755	755	60.26%
0012592				
Poll Place	1,136	107	107	9.42%
Vote by Mail	1,136	571	571	50.26%
Mail Ballot	1,136	0	0	0.00%
Total	1,136	678	678	59.68%
0012593				
Poll Place	1,820	206	206	11.32%
Vote by Mail	1,820	956	956	52.53%
Mail Ballot	1,820	0	0	0.00%
Total	1,820	1,162	1,162	63.85%
0012620				
Poll Place	1,480	176	176	11.89%
Vote by Mail	1,480	908	908	61.35%
Mail Ballot	1,480	0	0	0.00%
Total	1,480	1,084	1,084	73.24%
0012622				
Poll Place	1,303	132	132	10.13%
Vote by Mail	1,303	873	873	67.00%
Mail Ballot	1,303	0	0	0.00%
Total	1,303	1,005	1,005	77.13%

Precinct	Registered Voters	Cards Cast	Voters Cast	% Turnout
0012623				
Poll Place	1,824	305	305	16.72%
Vote by Mail	1,824	1,091	1,091	59.81%
Mail Ballot	1,824	0	0	0.00%
Total	1,824	1,396	1,396	76.54%
0012650				
Poll Place	1,338	143	143	10.69%
Vote by Mail	1,338	964	964	72.05%
Mail Ballot	1,338	0	0	0.00%
Total	1,338	1,107	1,107	82.74%
0012670				
Poll Place	1,586	233	233	14.69%
Vote by Mail	1,586	999	999	62.99%
Mail Ballot	1,586	0	0	0.00%
Total	1,586	1,232	1,232	77.68%
0012709				
Poll Place	1,124	165	165	14.68%
Vote by Mail	1,124	722	722	64.23%
Mail Ballot	1,124	0	0	0.00%
Total	1,124	887	887	78.91%
0012921				
Poll Place	1,809	179	179	9.89%
Vote by Mail	1,809	1,237	1,237	68.38%
Mail Ballot	1,809	0	0	0.00%
Total	1,809	1,416	1,416	78.28%
0012922				
Poll Place	863	92	92	10.66%
Vote by Mail	863	619	619	71.73%
Mail Ballot	863	0	0	0.00%
Total	863	711	711	82.39%
0012923				
Poll Place	933	93	93	9.97%
Vote by Mail	933	596	596	63.88%
Mail Ballot	933	0	0	0.00%
Total	933	689	689	73.85%

Precinct	Registered Voters	Cards Cast	Voters Cast	% Turnout
0012924				
Poll Place	1,620	179	179	11.05%
Vote by Mail	1,620	1,200	1,200	74.07%
Mail Ballot	1,620	0	0	0.00%
Total	1,620	1,379	1,379	85.12%
0012925				
Poll Place	1,566	189	189	12.07%
Vote by Mail	1,566	981	981	62.64%
Mail Ballot	1,566	0	0	0.00%
Total	1,566	1,170	1,170	74.71%
0012927				
Poll Place	1,087	162	162	14.90%
Vote by Mail	1,087	717	717	65.96%
Mail Ballot	1,087	0	0	0.00%
Total	1,087	879	879	80.86%
0012928				
Poll Place	1,816	172	172	9.47%
Vote by Mail	1,816	1,207	1,207	66.46%
Mail Ballot	1,816	0	0	0.00%
Total	1,816	1,379	1,379	75.94%
0012929				
Poll Place	1,479	168	168	11.36%
Vote by Mail	1,479	1,028	1,028	69.51%
Mail Ballot	1,479	0	0	0.00%
Total	1,479	1,196	1,196	80.87%
0012933				
Poll Place	1,583	180	180	11.37%
Vote by Mail	1,583	1,189	1,189	75.11%
Mail Ballot	1,583	0	0	0.00%
Total	1,583	1,369	1,369	86.48%
0012934				
Poll Place	889	129	129	14.51%
Vote by Mail	889	550	550	61.87%
Mail Ballot	889	0	0	0.00%
Total	889	679	679	76.38%

Precinct	Registered Voters	Cards Cast	Voters Cast	% Turnout
0012935				
Poll Place	1,111	94	94	8.46%
Vote by Mail	1,111	842	842	75.79%
Mail Ballot	1,111	0	0	0.00%
Total	1,111	936	936	84.25%
0012941				
Poll Place	1,522	126	126	8.28%
Vote by Mail	1,522	1,062	1,062	69.78%
Mail Ballot	1,522	0	0	0.00%
Total	1,522	1,188	1,188	78.06%
0012996				
Poll Place	838	109	109	13.01%
Vote by Mail	838	622	622	74.22%
Mail Ballot	838	0	0	0.00%
Total	838	731	731	87.23%
0013070				
Poll Place	937	69	69	7.36%
Vote by Mail	937	730	730	77.91%
Mail Ballot	937	0	0	0.00%
Total	937	799	799	85.27%
0013072				
Poll Place	742	73	73	9.84%
Vote by Mail	742	561	561	75.61%
Mail Ballot	742	0	0	0.00%
Total	742	634	634	85.44%
0013076				
Poll Place	478	77	77	16.11%
Vote by Mail	478	303	303	63.39%
Mail Ballot	478	0	0	0.00%
Total	478	380	380	79.50%
0013078				
Poll Place	760	159	159	20.92%
Vote by Mail	760	422	422	55.53%
Mail Ballot	760	0	0	0.00%
Total	760	581	581	76.45%

Precinct	Registered Voters	Cards Cast	Voters Cast	% Turnout
0013100				
Poll Place	1,461	157	157	10.75%
Vote by Mail	1,461	840	840	57.49%
Mail Ballot	1,461	0	0	0.00%
Total	1,461	997	997	68.24%
0013107				
Poll Place	1,295	128	128	9.88%
Vote by Mail	1,295	669	669	51.66%
Mail Ballot	1,295	0	0	0.00%
Total	1,295	797	797	61.54%
0013110				
Poll Place	1,486	197	197	13.26%
Vote by Mail	1,486	870	870	58.55%
Mail Ballot	1,486	0	0	0.00%
Total	1,486	1,067	1,067	71.80%
0013120				
Poll Place	1,245	155	155	12.45%
Vote by Mail	1,245	716	716	57.51%
Mail Ballot	1,245	0	0	0.00%
Total	1,245	871	871	69.96%
0013129				
Poll Place	861	99	99	11.50%
Vote by Mail	861	478	478	55.52%
Mail Ballot	861	0	0	0.00%
Total	861	577	577	67.02%
0013194				
Poll Place	535	69	69	12.90%
Vote by Mail	535	363	363	67.85%
Mail Ballot	535	0	0	0.00%
Total	535	432	432	80.75%
0015106				
Poll Place	1,590	134	134	8.43%
Vote by Mail	1,590	1,306	1,306	82.14%
Mail Ballot	1,590	0	0	0.00%
Total	1,590	1,440	1,440	90.57%

Precinct	Registered Voters	Cards Cast	Voters Cast	% Turnout
0015109				
Poll Place	976	91	91	9.32%
Vote by Mail	976	755	755	77.36%
Mail Ballot	976	0	0	0.00%
Total	976	846	846	86.68%
0015110				
Poll Place	881	22	22	2.50%
Vote by Mail	881	800	800	90.81%
Mail Ballot	881	0	0	0.00%
Total	881	822	822	93.30%
0015113				
Poll Place	1,121	158	158	14.09%
Vote by Mail	1,121	801	801	71.45%
Mail Ballot	1,121	0	0	0.00%
Total	1,121	959	959	85.55%
0015114				
Poll Place	797	92	92	11.54%
Vote by Mail	797	557	557	69.89%
Mail Ballot	797	0	0	0.00%
Total	797	649	649	81.43%
0015123				
Poll Place	1,080	161	161	14.91%
Vote by Mail	1,080	717	717	66.39%
Mail Ballot	1,080	0	0	0.00%
Total	1,080	878	878	81.30%
0015124				
Poll Place	1,123	119	119	10.60%
Vote by Mail	1,123	828	828	73.73%
Mail Ballot	1,123	0	0	0.00%
Total	1,123	947	947	84.33%
0015132				
Poll Place	1,049	83	83	7.91%
Vote by Mail	1,049	837	837	79.79%
Mail Ballot	1,049	0	0	0.00%
Total	1,049	920	920	87.70%

Precinct	Registered Voters	Cards Cast	Voters Cast	% Turnout
0015133				
Poll Place	927	146	146	15.75%
Vote by Mail	927	647	647	69.80%
Mail Ballot	927	0	0	0.00%
Total	927	793	793	85.54%
0015135				
Poll Place	1,146	124	124	10.82%
Vote by Mail	1,146	782	782	68.24%
Mail Ballot	1,146	0	0	0.00%
Total	1,146	906	906	79.06%
0020121				
Poll Place	730	155	155	21.23%
Vote by Mail	730	368	368	50.41%
Mail Ballot	730	0	0	0.00%
Total	730	523	523	71.64%
0020232				
Poll Place	735	82	82	11.16%
Vote by Mail	735	393	393	53.47%
Mail Ballot	735	0	0	0.00%
Total	735	475	475	64.63%
0020236				
Poll Place	1,561	107	107	6.85%
Vote by Mail	1,561	742	742	47.53%
Mail Ballot	1,561	0	0	0.00%
Total	1,561	849	849	54.39%
0020243				
Poll Place	1,601	132	132	8.24%
Vote by Mail	1,601	985	985	61.52%
Mail Ballot	1,601	0	0	0.00%
Total	1,601	1,117	1,117	69.77%
0020245				
Poll Place	1,507	120	120	7.96%
Vote by Mail	1,507	790	790	52.42%
Mail Ballot	1,507	0	0	0.00%
Total	1,507	910	910	60.38%

Precinct	Registered Voters	Cards Cast	Voters Cast	% Turnout
0020246				
Poll Place	1,070	137	137	12.80%
Vote by Mail	1,070	563	563	52.62%
Mail Ballot	1,070	0	0	0.00%
Total	1,070	700	700	65.42%
0020248				
Poll Place	631	69	69	10.94%
Vote by Mail	631	331	331	52.46%
Mail Ballot	631	0	0	0.00%
Total	631	400	400	63.39%
0020249				
Poll Place	893	59	59	6.61%
Vote by Mail	893	585	585	65.51%
Mail Ballot	893	0	0	0.00%
Total	893	644	644	72.12%
0020253				
Poll Place	681	83	83	12.19%
Vote by Mail	681	353	353	51.84%
Mail Ballot	681	0	0	0.00%
Total	681	436	436	64.02%
0020254				
Poll Place	1,589	181	181	11.39%
Vote by Mail	1,589	871	871	54.81%
Mail Ballot	1,589	0	0	0.00%
Total	1,589	1,052	1,052	66.21%
0020256				
Poll Place	1,566	148	148	9.45%
Vote by Mail	1,566	1,044	1,044	66.67%
Mail Ballot	1,566	0	0	0.00%
Total	1,566	1,192	1,192	76.12%
0020257				
Poll Place	724	86	86	11.88%
Vote by Mail	724	397	397	54.83%
Mail Ballot	724	0	0	0.00%
Total	724	483	483	66.71%

Precinct	Registered Voters	Cards Cast	Voters Cast	% Turnout
0020260				
Poll Place	968	91	91	9.40%
Vote by Mail	968	579	579	59.81%
Mail Ballot	968	0	0	0.00%
Total	968	670	670	69.21%
0020262				
Poll Place	764	105	105	13.74%
Vote by Mail	764	493	493	64.53%
Mail Ballot	764	0	0	0.00%
Total	764	598	598	78.27%
0020263				
Poll Place	889	79	79	8.89%
Vote by Mail	889	567	567	63.78%
Mail Ballot	889	0	0	0.00%
Total	889	646	646	72.67%
0020271				
Poll Place	1,447	138	138	9.54%
Vote by Mail	1,447	879	879	60.75%
Mail Ballot	1,447	0	0	0.00%
Total	1,447	1,017	1,017	70.28%
0020272				
Poll Place	1,459	93	93	6.37%
Vote by Mail	1,459	896	896	61.41%
Mail Ballot	1,459	0	0	0.00%
Total	1,459	989	989	67.79%
0020282				
Poll Place	1,210	150	150	12.40%
Vote by Mail	1,210	778	778	64.30%
Mail Ballot	1,210	0	0	0.00%
Total	1,210	928	928	76.69%
0020283				
Poll Place	2,570	188	188	7.32%
Vote by Mail	2,570	1,719	1,719	66.89%
Mail Ballot	2,570	0	0	0.00%
Total	2,570	1,907	1,907	74.20%

Precinct	Registered Voters	Cards Cast	Voters Cast	% Turnout
0020284				
Poll Place	908	100	100	11.01%
Vote by Mail	908	522	522	57.49%
Mail Ballot	908	0	0	0.00%
Total	908	622	622	68.50%
0020286				
Poll Place	1,505	124	124	8.24%
Vote by Mail	1,505	1,001	1,001	66.51%
Mail Ballot	1,505	0	0	0.00%
Total	1,505	1,125	1,125	74.75%
0020288				
Poll Place	924	80	80	8.66%
Vote by Mail	924	467	467	50.54%
Mail Ballot	924	0	0	0.00%
Total	924	547	547	59.20%
0020289				
Poll Place	1,429	119	119	8.33%
Vote by Mail	1,429	802	802	56.12%
Mail Ballot	1,429	0	0	0.00%
Total	1,429	921	921	64.45%
0020294				
Poll Place	1,168	109	109	9.33%
Vote by Mail	1,168	767	767	65.67%
Mail Ballot	1,168	0	0	0.00%
Total	1,168	876	876	75.00%
0020298				
Poll Place	1,210	95	95	7.85%
Vote by Mail	1,210	774	774	63.97%
Mail Ballot	1,210	0	0	0.00%
Total	1,210	869	869	71.82%
0021143				
Poll Place	1,124	172	172	15.30%
Vote by Mail	1,124	816	816	72.60%
Mail Ballot	1,124	0	0	0.00%
Total	1,124	988	988	87.90%

Precinct	Registered Voters	Cards Cast	Voters Cast	% Turnout
0021144				
Poll Place	983	119	119	12.11%
Vote by Mail	983	737	737	74.97%
Mail Ballot	983	0	0	0.00%
Total	983	856	856	87.08%
0021145				
Poll Place	1,444	200	200	13.85%
Vote by Mail	1,444	1,116	1,116	77.29%
Mail Ballot	1,444	0	0	0.00%
Total	1,444	1,316	1,316	91.14%
0021148				
Poll Place	852	131	131	15.38%
Vote by Mail	852	625	625	73.36%
Mail Ballot	852	0	0	0.00%
Total	852	756	756	88.73%
0021275				
Poll Place	1,627	169	169	10.39%
Vote by Mail	1,627	930	930	57.16%
Mail Ballot	1,627	0	0	0.00%
Total	1,627	1,099	1,099	67.55%
0021280				
Poll Place	920	122	122	13.26%
Vote by Mail	920	512	512	55.65%
Mail Ballot	920	0	0	0.00%
Total	920	634	634	68.91%
0021281				
Poll Place	1,139	157	157	13.78%
Vote by Mail	1,139	739	739	64.88%
Mail Ballot	1,139	0	0	0.00%
Total	1,139	896	896	78.67%
0021282				
Poll Place	1,118	168	168	15.03%
Vote by Mail	1,118	662	662	59.21%
Mail Ballot	1,118	0	0	0.00%
Total	1,118	830	830	74.24%

Precinct	Registered Voters	Cards Cast	Voters Cast	% Turnout
0021283				
Poll Place	1,561	231	231	14.80%
Vote by Mail	1,561	912	912	58.42%
Mail Ballot	1,561	0	0	0.00%
Total	1,561	1,143	1,143	73.22%
0021511				
Poll Place	382	43	43	11.26%
Vote by Mail	382	292	292	76.44%
Mail Ballot	382	0	0	0.00%
Total	382	335	335	87.70%
0021512				
Poll Place	1,090	126	126	11.56%
Vote by Mail	1,090	848	848	77.80%
Mail Ballot	1,090	0	0	0.00%
Total	1,090	974	974	89.36%
0021513				
Poll Place	262	23	23	8.78%
Vote by Mail	262	206	206	78.63%
Mail Ballot	262	0	0	0.00%
Total	262	229	229	87.40%
0021660				
Poll Place	351	90	90	25.64%
Vote by Mail	351	194	194	55.27%
Mail Ballot	351	0	0	0.00%
Total	351	284	284	80.91%
0021710				
Poll Place	540	95	95	17.59%
Vote by Mail	540	312	312	57.78%
Mail Ballot	540	0	0	0.00%
Total	540	407	407	75.37%
0021781				
Poll Place	583	125	125	21.44%
Vote by Mail	583	381	381	65.35%
Mail Ballot	583	0	0	0.00%
Total	583	506	506	86.79%

Precinct	Registered Voters	Cards Cast	Voters Cast	% Turnout
0021885				
Poll Place	876	137	137	15.64%
Vote by Mail	876	598	598	68.26%
Mail Ballot	876	0	0	0.00%
Total	876	735	735	83.90%
0021886				
Poll Place	1,008	81	81	8.04%
Vote by Mail	1,008	671	671	66.57%
Mail Ballot	1,008	0	0	0.00%
Total	1,008	752	752	74.60%
0021888				
Poll Place	1,381	158	158	11.44%
Vote by Mail	1,381	1,063	1,063	76.97%
Mail Ballot	1,381	0	0	0.00%
Total	1,381	1,221	1,221	88.41%
0021889				
Poll Place	1,513	161	161	10.64%
Vote by Mail	1,513	1,115	1,115	73.69%
Mail Ballot	1,513	0	0	0.00%
Total	1,513	1,276	1,276	84.34%
0021894				
Poll Place	1,067	169	169	15.84%
Vote by Mail	1,067	726	726	68.04%
Mail Ballot	1,067	0	0	0.00%
Total	1,067	895	895	83.88%
0022003				
Poll Place	856	90	90	10.51%
Vote by Mail	856	462	462	53.97%
Mail Ballot	856	0	0	0.00%
Total	856	552	552	64.49%
0022004				
Poll Place	867	57	57	6.57%
Vote by Mail	867	496	496	57.21%
Mail Ballot	867	0	0	0.00%
Total	867	553	553	63.78%

Precinct	Registered Voters	Cards Cast	Voters Cast	% Turnout
0022005				
Poll Place	1,026	90	90	8.77%
Vote by Mail	1,026	499	499	48.64%
Mail Ballot	1,026	0	0	0.00%
Total	1,026	589	589	57.41%
0022006				
Poll Place	1,648	120	120	7.28%
Vote by Mail	1,648	964	964	58.50%
Mail Ballot	1,648	0	0	0.00%
Total	1,648	1,084	1,084	65.78%
0022008				
Poll Place	1,461	105	105	7.19%
Vote by Mail	1,461	868	868	59.41%
Mail Ballot	1,461	0	0	0.00%
Total	1,461	973	973	66.60%
0022018				
Poll Place	1,880	197	197	10.48%
Vote by Mail	1,880	1,265	1,265	67.29%
Mail Ballot	1,880	0	0	0.00%
Total	1,880	1,462	1,462	77.77%
0022030				
Poll Place	1,776	129	129	7.26%
Vote by Mail	1,776	1,138	1,138	64.08%
Mail Ballot	1,776	0	0	0.00%
Total	1,776	1,267	1,267	71.34%
0022033				
Poll Place	1,204	104	104	8.64%
Vote by Mail	1,204	753	753	62.54%
Mail Ballot	1,204	0	0	0.00%
Total	1,204	857	857	71.18%
0022037				
Poll Place	1,726	191	191	11.07%
Vote by Mail	1,726	1,109	1,109	64.25%
Mail Ballot	1,726	0	0	0.00%
Total	1,726	1,300	1,300	75.32%

Precinct	Registered Voters	Cards Cast	Voters Cast	% Turnout
0022450				
Poll Place	1,586	227	227	14.31%
Vote by Mail	1,586	777	777	48.99%
Mail Ballot	1,586	0	0	0.00%
Total	1,586	1,004	1,004	63.30%
0022480				
Poll Place	1,258	169	169	13.43%
Vote by Mail	1,258	830	830	65.98%
Mail Ballot	1,258	0	0	0.00%
Total	1,258	999	999	79.41%
0023020				
Poll Place	1,053	130	130	12.35%
Vote by Mail	1,053	647	647	61.44%
Mail Ballot	1,053	0	0	0.00%
Total	1,053	777	777	73.79%
0023021				
Poll Place	1,557	211	211	13.55%
Vote by Mail	1,557	878	878	56.39%
Mail Ballot	1,557	0	0	0.00%
Total	1,557	1,089	1,089	69.94%
0023023				
Poll Place	1,235	124	124	10.04%
Vote by Mail	1,235	843	843	68.26%
Mail Ballot	1,235	0	0	0.00%
Total	1,235	967	967	78.30%
0023025				
Poll Place	1,159	185	185	15.96%
Vote by Mail	1,159	757	757	65.31%
Mail Ballot	1,159	0	0	0.00%
Total	1,159	942	942	81.28%
0023030				
Poll Place	1,411	206	206	14.60%
Vote by Mail	1,411	714	714	50.60%
Mail Ballot	1,411	0	0	0.00%
Total	1,411	920	920	65.20%

Precinct	Registered Voters	Cards Cast	Voters Cast	% Turnout
0023031				
Poll Place	918	183	183	19.93%
Vote by Mail	918	604	604	65.80%
Mail Ballot	918	0	0	0.00%
Total	918	787	787	85.73%
0023035				
Poll Place	1,205	177	177	14.69%
Vote by Mail	1,205	776	776	64.40%
Mail Ballot	1,205	0	0	0.00%
Total	1,205	953	953	79.09%
0023211				
Poll Place	1,114	198	198	17.77%
Vote by Mail	1,114	790	790	70.92%
Mail Ballot	1,114	0	0	0.00%
Total	1,114	988	988	88.69%
0023212				
Poll Place	833	126	126	15.13%
Vote by Mail	833	607	607	72.87%
Mail Ballot	833	0	0	0.00%
Total	833	733	733	88.00%
0023239				
Poll Place	389	63	63	16.20%
Vote by Mail	389	212	212	54.50%
Mail Ballot	389	0	0	0.00%
Total	389	275	275	70.69%
0023240				
Poll Place	789	94	94	11.91%
Vote by Mail	789	401	401	50.82%
Mail Ballot	789	0	0	0.00%
Total	789	495	495	62.74%
0023241				
Poll Place	685	59	59	8.61%
Vote by Mail	685	390	390	56.93%
Mail Ballot	685	0	0	0.00%
Total	685	449	449	65.55%

Precinct	Registered Voters	Cards Cast	Voters Cast	% Turnout
0023401				
Poll Place	832	116	116	13.94%
Vote by Mail	832	543	543	65.26%
Mail Ballot	832	0	0	0.00%
Total	832	659	659	79.21%
0023402				
Poll Place	1,164	156	156	13.40%
Vote by Mail	1,164	797	797	68.47%
Mail Ballot	1,164	0	0	0.00%
Total	1,164	953	953	81.87%
0023404				
Poll Place	1,317	141	141	10.71%
Vote by Mail	1,317	966	966	73.35%
Mail Ballot	1,317	0	0	0.00%
Total	1,317	1,107	1,107	84.05%
0023406				
Poll Place	1,010	96	96	9.50%
Vote by Mail	1,010	621	621	61.49%
Mail Ballot	1,010	0	0	0.00%
Total	1,010	717	717	70.99%
0023450				
Poll Place	933	162	162	17.36%
Vote by Mail	933	592	592	63.45%
Mail Ballot	933	0	0	0.00%
Total	933	754	754	80.81%
0023451				
Poll Place	380	52	52	13.68%
Vote by Mail	380	237	237	62.37%
Mail Ballot	380	0	0	0.00%
Total	380	289	289	76.05%
0023452				
Poll Place	854	127	127	14.87%
Vote by Mail	854	521	521	61.01%
Mail Ballot	854	0	0	0.00%
Total	854	648	648	75.88%

Precinct	Registered Voters	Cards Cast	Voters Cast	% Turnout
0025270				
Poll Place	996	131	131	13.15%
Vote by Mail	996	614	614	61.65%
Mail Ballot	996	0	0	0.00%
Total	996	745	745	74.80%
0025271				
Poll Place	933	57	57	6.11%
Vote by Mail	933	593	593	63.56%
Mail Ballot	933	0	0	0.00%
Total	933	650	650	69.67%
0025272				
Poll Place	1,098	86	86	7.83%
Vote by Mail	1,098	700	700	63.75%
Mail Ballot	1,098	0	0	0.00%
Total	1,098	786	786	71.58%
0025289				
Poll Place	1,010	109	109	10.79%
Vote by Mail	1,010	546	546	54.06%
Mail Ballot	1,010	0	0	0.00%
Total	1,010	655	655	64.85%
0030040				
Poll Place	1,257	167	167	13.29%
Vote by Mail	1,257	697	697	55.45%
Mail Ballot	1,257	0	0	0.00%
Total	1,257	864	864	68.74%
0030060				
Poll Place	963	149	149	15.47%
Vote by Mail	963	554	554	57.53%
Mail Ballot	963	0	0	0.00%
Total	963	703	703	73.00%
0030150				
Poll Place	1,559	158	158	10.13%
Vote by Mail	1,559	668	668	42.85%
Mail Ballot	1,559	0	0	0.00%
Total	1,559	826	826	52.98%

Precinct	Registered Voters	Cards Cast	Voters Cast	% Turnout
0030170				
Poll Place	1,212	136	136	11.22%
Vote by Mail	1,212	557	557	45.96%
Mail Ballot	1,212	0	0	0.00%
Total	1,212	693	693	57.18%
0030302				
Poll Place	1,062	133	133	12.52%
Vote by Mail	1,062	597	597	56.21%
Mail Ballot	1,062	0	0	0.00%
Total	1,062	730	730	68.74%
0030304				
Poll Place	1,440	91	91	6.32%
Vote by Mail	1,440	925	925	64.24%
Mail Ballot	1,440	0	0	0.00%
Total	1,440	1,016	1,016	70.56%
0030308				
Poll Place	1,441	97	97	6.73%
Vote by Mail	1,441	863	863	59.89%
Mail Ballot	1,441	0	0	0.00%
Total	1,441	960	960	66.62%
0030312				
Poll Place	1,132	159	159	14.05%
Vote by Mail	1,132	722	722	63.78%
Mail Ballot	1,132	0	0	0.00%
Total	1,132	881	881	77.83%
0030314				
Poll Place	1,121	84	84	7.49%
Vote by Mail	1,121	658	658	58.70%
Mail Ballot	1,121	0	0	0.00%
Total	1,121	742	742	66.19%
0030316				
Poll Place	964	112	112	11.62%
Vote by Mail	964	583	583	60.48%
Mail Ballot	964	0	0	0.00%
Total	964	695	695	72.10%

Precinct	Registered Voters	Cards Cast	Voters Cast	% Turnout
0030317				
Poll Place	514	51	51	9.92%
Vote by Mail	514	317	317	61.67%
Mail Ballot	514	0	0	0.00%
Total	514	368	368	71.60%
0030318				
Poll Place	1,425	142	142	9.96%
Vote by Mail	1,425	873	873	61.26%
Mail Ballot	1,425	0	0	0.00%
Total	1,425	1,015	1,015	71.23%
0030321				
Poll Place	774	64	64	8.27%
Vote by Mail	774	576	576	74.42%
Mail Ballot	774	0	0	0.00%
Total	774	640	640	82.69%
0030322				
Poll Place	1,248	149	149	11.94%
Vote by Mail	1,248	836	836	66.99%
Mail Ballot	1,248	0	0	0.00%
Total	1,248	985	985	78.93%
0030325				
Poll Place	839	62	62	7.39%
Vote by Mail	839	531	531	63.29%
Mail Ballot	839	0	0	0.00%
Total	839	593	593	70.68%
0030332				
Poll Place	482	34	34	7.05%
Vote by Mail	482	191	191	39.63%
Mail Ballot	482	0	0	0.00%
Total	482	225	225	46.68%
0030337				
Poll Place	1,216	111	111	9.13%
Vote by Mail	1,216	834	834	68.59%
Mail Ballot	1,216	0	0	0.00%
Total	1,216	945	945	77.71%

Precinct	Registered Voters	Cards Cast	Voters Cast	% Turnout
0030338				
Poll Place	1,006	139	139	13.82%
Vote by Mail	1,006	670	670	66.60%
Mail Ballot	1,006	0	0	0.00%
Total	1,006	809	809	80.42%
0030339				
Poll Place	1,556	201	201	12.92%
Vote by Mail	1,556	981	981	63.05%
Mail Ballot	1,556	0	0	0.00%
Total	1,556	1,182	1,182	75.96%
0030348				
Poll Place	931	97	97	10.42%
Vote by Mail	931	622	622	66.81%
Mail Ballot	931	0	0	0.00%
Total	931	719	719	77.23%
0030351				
Poll Place	1,528	147	147	9.62%
Vote by Mail	1,528	892	892	58.38%
Mail Ballot	1,528	0	0	0.00%
Total	1,528	1,039	1,039	68.00%
0030352				
Poll Place	1,029	133	133	12.93%
Vote by Mail	1,029	737	737	71.62%
Mail Ballot	1,029	0	0	0.00%
Total	1,029	870	870	84.55%
0030354				
Poll Place	696	129	129	18.53%
Vote by Mail	696	456	456	65.52%
Mail Ballot	696	0	0	0.00%
Total	696	585	585	84.05%
0030364				
Poll Place	929	142	142	15.29%
Vote by Mail	929	575	575	61.89%
Mail Ballot	929	0	0	0.00%
Total	929	717	717	77.18%

Precinct	Registered Voters	Cards Cast	Voters Cast	% Turnout
0030367				
Poll Place	1,526	123	123	8.06%
Vote by Mail	1,526	1,015	1,015	66.51%
Mail Ballot	1,526	0	0	0.00%
Total	1,526	1,138	1,138	74.57%
0030370				
Poll Place	452	44	44	9.73%
Vote by Mail	452	277	277	61.28%
Mail Ballot	452	0	0	0.00%
Total	452	321	321	71.02%
0030374				
Poll Place	999	120	120	12.01%
Vote by Mail	999	640	640	64.06%
Mail Ballot	999	0	0	0.00%
Total	999	760	760	76.08%
0030385				
Poll Place	714	71	71	9.94%
Vote by Mail	714	539	539	75.49%
Mail Ballot	714	0	0	0.00%
Total	714	610	610	85.43%
0030386				
Poll Place	1,185	127	127	10.72%
Vote by Mail	1,185	829	829	69.96%
Mail Ballot	1,185	0	0	0.00%
Total	1,185	956	956	80.68%
0030387				
Poll Place	1,140	164	164	14.39%
Vote by Mail	1,140	835	835	73.25%
Mail Ballot	1,140	0	0	0.00%
Total	1,140	999	999	87.63%
0030389				
Poll Place	732	73	73	9.97%
Vote by Mail	732	518	518	70.77%
Mail Ballot	732	0	0	0.00%
Total	732	591	591	80.74%

Precinct	Registered Voters	Cards Cast	Voters Cast	% Turnout
0030390				
Poll Place	1,320	169	169	12.80%
Vote by Mail	1,320	977	977	74.02%
Mail Ballot	1,320	0	0	0.00%
Total	1,320	1,146	1,146	86.82%
0030393				
Poll Place	856	93	93	10.86%
Vote by Mail	856	644	644	75.23%
Mail Ballot	856	0	0	0.00%
Total	856	737	737	86.10%
0030396				
Poll Place	812	116	116	14.29%
Vote by Mail	812	563	563	69.33%
Mail Ballot	812	0	0	0.00%
Total	812	679	679	83.62%
0030399				
Poll Place	1,198	106	106	8.85%
Vote by Mail	1,198	509	509	42.49%
Mail Ballot	1,198	0	0	0.00%
Total	1,198	615	615	51.34%
0031478				
Poll Place	593	79	79	13.32%
Vote by Mail	593	367	367	61.89%
Mail Ballot	593	0	0	0.00%
Total	593	446	446	75.21%
0031641				
Poll Place	610	64	64	10.49%
Vote by Mail	610	236	236	38.69%
Mail Ballot	610	0	0	0.00%
Total	610	300	300	49.18%
0031642				
Poll Place	797	61	61	7.65%
Vote by Mail	797	333	333	41.78%
Mail Ballot	797	0	0	0.00%
Total	797	394	394	49.44%

Precinct	Registered Voters	Cards Cast	Voters Cast	% Turnout
0031772				
Poll Place	1,163	154	154	13.24%
Vote by Mail	1,163	551	551	47.38%
Mail Ballot	1,163	0	0	0.00%
Total	1,163	705	705	60.62%
0031935				
Poll Place	868	87	87	10.02%
Vote by Mail	868	476	476	54.84%
Mail Ballot	868	0	0	0.00%
Total	868	563	563	64.86%
0031950				
Poll Place	707	99	99	14.00%
Vote by Mail	707	351	351	49.65%
Mail Ballot	707	0	0	0.00%
Total	707	450	450	63.65%
0031953				
Poll Place	1,390	128	128	9.21%
Vote by Mail	1,390	727	727	52.30%
Mail Ballot	1,390	0	0	0.00%
Total	1,390	855	855	61.51%
0031960				
Poll Place	1,287	88	88	6.84%
Vote by Mail	1,287	793	793	61.62%
Mail Ballot	1,287	0	0	0.00%
Total	1,287	881	881	68.45%
0032170				
Poll Place	932	128	128	13.73%
Vote by Mail	932	589	589	63.20%
Mail Ballot	932	0	0	0.00%
Total	932	717	717	76.93%
0032214				
Poll Place	651	57	57	8.76%
Vote by Mail	651	426	426	65.44%
Mail Ballot	651	0	0	0.00%
Total	651	483	483	74.19%

Precinct	Registered Voters	Cards Cast	Voters Cast	% Turnout
0032240				
Poll Place	847	44	44	5.19%
Vote by Mail	847	469	469	55.37%
Mail Ballot	847	0	0	0.00%
Total	847	513	513	60.57%
0032310				
Poll Place	1,021	77	77	7.54%
Vote by Mail	1,021	616	616	60.33%
Mail Ballot	1,021	0	0	0.00%
Total	1,021	693	693	67.87%
0032330				
Poll Place	584	29	29	4.97%
Vote by Mail	584	441	441	75.51%
Mail Ballot	584	0	0	0.00%
Total	584	470	470	80.48%
0032340				
Poll Place	596	38	38	6.38%
Vote by Mail	596	463	463	77.68%
Mail Ballot	596	0	0	0.00%
Total	596	501	501	84.06%
0032360				
Poll Place	1,173	87	87	7.42%
Vote by Mail	1,173	579	579	49.36%
Mail Ballot	1,173	0	0	0.00%
Total	1,173	666	666	56.78%
0032370				
Poll Place	750	88	88	11.73%
Vote by Mail	750	317	317	42.27%
Mail Ballot	750	0	0	0.00%
Total	750	405	405	54.00%
0032380				
Poll Place	629	33	33	5.25%
Vote by Mail	629	438	438	69.63%
Mail Ballot	629	0	0	0.00%
Total	629	471	471	74.88%

Precinct	Registered Voters	Cards Cast	Voters Cast	% Turnout
0032441				
Poll Place	1,140	117	117	10.26%
Vote by Mail	1,140	569	569	49.91%
Mail Ballot	1,140	0	0	0.00%
Total	1,140	686	686	60.18%
0032531				
Poll Place	1,320	104	104	7.88%
Vote by Mail	1,320	580	580	43.94%
Mail Ballot	1,320	0	0	0.00%
Total	1,320	684	684	51.82%
0032532				
Poll Place	995	99	99	9.95%
Vote by Mail	995	417	417	41.91%
Mail Ballot	995	0	0	0.00%
Total	995	516	516	51.86%
0032640				
Poll Place	1,435	201	201	14.01%
Vote by Mail	1,435	1,035	1,035	72.13%
Mail Ballot	1,435	0	0	0.00%
Total	1,435	1,236	1,236	86.13%
0032652				
Poll Place	1,415	81	81	5.72%
Vote by Mail	1,415	1,136	1,136	80.28%
Mail Ballot	1,415	0	0	0.00%
Total	1,415	1,217	1,217	86.01%
0032731				
Poll Place	1,219	140	140	11.48%
Vote by Mail	1,219	759	759	62.26%
Mail Ballot	1,219	0	0	0.00%
Total	1,219	899	899	73.75%
0032732				
Poll Place	307	41	41	13.36%
Vote by Mail	307	240	240	78.18%
Mail Ballot	307	0	0	0.00%
Total	307	281	281	91.53%

Precinct	Registered Voters	Cards Cast	Voters Cast	% Turnout
0032750				
Poll Place	1,553	219	219	14.10%
Vote by Mail	1,553	803	803	51.71%
Mail Ballot	1,553	0	0	0.00%
Total	1,553	1,022	1,022	65.81%
0032751				
Poll Place	830	100	100	12.05%
Vote by Mail	830	402	402	48.43%
Mail Ballot	830	0	0	0.00%
Total	830	502	502	60.48%
0032762				
Poll Place	763	71	71	9.31%
Vote by Mail	763	424	424	55.57%
Mail Ballot	763	0	0	0.00%
Total	763	495	495	64.88%
0033040				
Poll Place	1,618	200	200	12.36%
Vote by Mail	1,618	1,065	1,065	65.82%
Mail Ballot	1,618	0	0	0.00%
Total	1,618	1,265	1,265	78.18%
0033042				
Poll Place	1,130	112	112	9.91%
Vote by Mail	1,130	743	743	65.75%
Mail Ballot	1,130	0	0	0.00%
Total	1,130	855	855	75.66%
0033150				
Poll Place	467	59	59	12.63%
Vote by Mail	467	340	340	72.81%
Mail Ballot	467	0	0	0.00%
Total	467	399	399	85.44%
0033161				
Poll Place	370	31	31	8.38%
Vote by Mail	370	240	240	64.86%
Mail Ballot	370	0	0	0.00%
Total	370	271	271	73.24%

Precinct	Registered Voters	Cards Cast	Voters Cast	% Turnout
0033222				
Poll Place	1,064	90	90	8.46%
Vote by Mail	1,064	451	451	42.39%
Mail Ballot	1,064	0	0	0.00%
Total	1,064	541	541	50.85%
0033492				
Poll Place	956	135	135	14.12%
Vote by Mail	956	426	426	44.56%
Mail Ballot	956	0	0	0.00%
Total	956	561	561	58.68%
0035601				
Poll Place	861	102	102	11.85%
Vote by Mail	861	619	619	71.89%
Mail Ballot	861	0	0	0.00%
Total	861	721	721	83.74%
0035602				
Poll Place	614	83	83	13.52%
Vote by Mail	614	419	419	68.24%
Mail Ballot	614	0	0	0.00%
Total	614	502	502	81.76%
0035603				
Poll Place	881	117	117	13.28%
Vote by Mail	881	604	604	68.56%
Mail Ballot	881	0	0	0.00%
Total	881	721	721	81.84%
0035604				
Poll Place	1,187	108	108	9.10%
Vote by Mail	1,187	889	889	74.89%
Mail Ballot	1,187	0	0	0.00%
Total	1,187	997	997	83.99%
0035624				
Poll Place	458	41	41	8.95%
Vote by Mail	458	323	323	70.52%
Mail Ballot	458	0	0	0.00%
Total	458	364	364	79.48%

Precinct	Registered Voters	Cards Cast	Voters Cast	% Turnout
0035628				
Poll Place	1,817	219	219	12.05%
Vote by Mail	1,817	1,257	1,257	69.18%
Mail Ballot	1,817	0	0	0.00%
Total	1,817	1,476	1,476	81.23%
0035629				
Poll Place	1,147	140	140	12.21%
Vote by Mail	1,147	781	781	68.09%
Mail Ballot	1,147	0	0	0.00%
Total	1,147	921	921	80.30%
0035631				
Poll Place	1,022	117	117	11.45%
Vote by Mail	1,022	702	702	68.69%
Mail Ballot	1,022	0	0	0.00%
Total	1,022	819	819	80.14%
0035632				
Poll Place	765	133	133	17.39%
Vote by Mail	765	527	527	68.89%
Mail Ballot	765	0	0	0.00%
Total	765	660	660	86.27%
0035633				
Poll Place	858	151	151	17.60%
Vote by Mail	858	581	581	67.72%
Mail Ballot	858	0	0	0.00%
Total	858	732	732	85.31%
0035635				
Poll Place	1,061	204	204	19.23%
Vote by Mail	1,061	648	648	61.07%
Mail Ballot	1,061	0	0	0.00%
Total	1,061	852	852	80.30%
0035640				
Poll Place	1,126	151	151	13.41%
Vote by Mail	1,126	803	803	71.31%
Mail Ballot	1,126	0	0	0.00%
Total	1,126	954	954	84.72%

Precinct	Registered Voters	Cards Cast	Voters Cast	% Turnout
0035658				
Poll Place	1,053	174	174	16.52%
Vote by Mail	1,053	732	732	69.52%
Mail Ballot	1,053	0	0	0.00%
Total	1,053	906	906	86.04%
0035661				
Poll Place	710	115	115	16.20%
Vote by Mail	710	476	476	67.04%
Mail Ballot	710	0	0	0.00%
Total	710	591	591	83.24%
0035675				
Poll Place	1,211	127	127	10.49%
Vote by Mail	1,211	914	914	75.47%
Mail Ballot	1,211	0	0	0.00%
Total	1,211	1,041	1,041	85.96%
0035677				
Poll Place	822	75	75	9.12%
Vote by Mail	822	439	439	53.41%
Mail Ballot	822	0	0	0.00%
Total	822	514	514	62.53%
0040401				
Poll Place	541	38	38	7.02%
Vote by Mail	541	419	419	77.45%
Mail Ballot	541	0	0	0.00%
Total	541	457	457	84.47%
0040405				
Poll Place	1,425	164	164	11.51%
Vote by Mail	1,425	1,094	1,094	76.77%
Mail Ballot	1,425	0	0	0.00%
Total	1,425	1,258	1,258	88.28%
0040406				
Poll Place	1,059	102	102	9.63%
Vote by Mail	1,059	753	753	71.10%
Mail Ballot	1,059	0	0	0.00%
Total	1,059	855	855	80.74%

Precinct	Registered Voters	Cards Cast	Voters Cast	% Turnout
0040407				
Poll Place	762	72	72	9.45%
Vote by Mail	762	498	498	65.35%
Mail Ballot	762	0	0	0.00%
Total	762	570	570	74.80%
0040409				
Poll Place	1,153	130	130	11.27%
Vote by Mail	1,153	758	758	65.74%
Mail Ballot	1,153	0	0	0.00%
Total	1,153	888	888	77.02%
0040411				
Poll Place	1,428	124	124	8.68%
Vote by Mail	1,428	835	835	58.47%
Mail Ballot	1,428	0	0	0.00%
Total	1,428	959	959	67.16%
0040414				
Poll Place	1,613	134	134	8.31%
Vote by Mail	1,613	886	886	54.93%
Mail Ballot	1,613	0	0	0.00%
Total	1,613	1,020	1,020	63.24%
0040415				
Poll Place	1,659	144	144	8.68%
Vote by Mail	1,659	1,278	1,278	77.03%
Mail Ballot	1,659	0	0	0.00%
Total	1,659	1,422	1,422	85.71%
0040419				
Poll Place	1,293	128	128	9.90%
Vote by Mail	1,293	941	941	72.78%
Mail Ballot	1,293	0	0	0.00%
Total	1,293	1,069	1,069	82.68%
0040421				
Poll Place	995	97	97	9.75%
Vote by Mail	995	737	737	74.07%
Mail Ballot	995	0	0	0.00%
Total	995	834	834	83.82%

Precinct	Registered Voters	Cards Cast	Voters Cast	% Turnout
0040424				
Poll Place	1,153	117	117	10.15%
Vote by Mail	1,153	633	633	54.90%
Mail Ballot	1,153	0	0	0.00%
Total	1,153	750	750	65.05%
0040428				
Poll Place	955	79	79	8.27%
Vote by Mail	955	529	529	55.39%
Mail Ballot	955	0	0	0.00%
Total	955	608	608	63.66%
0040429				
Poll Place	1,391	184	184	13.23%
Vote by Mail	1,391	976	976	70.17%
Mail Ballot	1,391	0	0	0.00%
Total	1,391	1,160	1,160	83.39%
0040430				
Poll Place	1,652	137	137	8.29%
Vote by Mail	1,652	1,121	1,121	67.86%
Mail Ballot	1,652	0	0	0.00%
Total	1,652	1,258	1,258	76.15%
0040432				
Poll Place	738	112	112	15.18%
Vote by Mail	738	531	531	71.95%
Mail Ballot	738	0	0	0.00%
Total	738	643	643	87.13%
0040433				
Poll Place	1,085	150	150	13.82%
Vote by Mail	1,085	728	728	67.10%
Mail Ballot	1,085	0	0	0.00%
Total	1,085	878	878	80.92%
0040435				
Poll Place	1,334	115	115	8.62%
Vote by Mail	1,334	1,051	1,051	78.79%
Mail Ballot	1,334	0	0	0.00%
Total	1,334	1,166	1,166	87.41%

Precinct	Registered Voters	Cards Cast	Voters Cast	% Turnout
0040436				
Poll Place	840	133	133	15.83%
Vote by Mail	840	552	552	65.71%
Mail Ballot	840	0	0	0.00%
Total	840	685	685	81.55%
0040440				
Poll Place	991	107	107	10.80%
Vote by Mail	991	695	695	70.13%
Mail Ballot	991	0	0	0.00%
Total	991	802	802	80.93%
0040441				
Poll Place	1,404	67	67	4.77%
Vote by Mail	1,404	1,238	1,238	88.18%
Mail Ballot	1,404	0	0	0.00%
Total	1,404	1,305	1,305	92.95%
0040442				
Poll Place	901	76	76	8.44%
Vote by Mail	901	670	670	74.36%
Mail Ballot	901	0	0	0.00%
Total	901	746	746	82.80%
0040443				
Poll Place	703	64	64	9.10%
Vote by Mail	703	478	478	67.99%
Mail Ballot	703	0	0	0.00%
Total	703	542	542	77.10%
0040444				
Poll Place	702	54	54	7.69%
Vote by Mail	702	440	440	62.68%
Mail Ballot	702	0	0	0.00%
Total	702	494	494	70.37%
0040447				
Poll Place	1,022	60	60	5.87%
Vote by Mail	1,022	734	734	71.82%
Mail Ballot	1,022	0	0	0.00%
Total	1,022	794	794	77.69%

Precinct	Registered Voters	Cards Cast	Voters Cast	% Turnout
0040454				
Poll Place	992	95	95	9.58%
Vote by Mail	992	687	687	69.25%
Mail Ballot	992	0	0	0.00%
Total	992	782	782	78.83%
0040455				
Poll Place	2,039	281	281	13.78%
Vote by Mail	2,039	1,474	1,474	72.29%
Mail Ballot	2,039	0	0	0.00%
Total	2,039	1,755	1,755	86.07%
0040460				
Poll Place	960	105	105	10.94%
Vote by Mail	960	686	686	71.46%
Mail Ballot	960	0	0	0.00%
Total	960	791	791	82.40%
0040461				
Poll Place	1,495	152	152	10.17%
Vote by Mail	1,495	1,138	1,138	76.12%
Mail Ballot	1,495	0	0	0.00%
Total	1,495	1,290	1,290	86.29%
0040462				
Poll Place	1,455	100	100	6.87%
Vote by Mail	1,455	1,146	1,146	78.76%
Mail Ballot	1,455	0	0	0.00%
Total	1,455	1,246	1,246	85.64%
0040463				
Poll Place	971	137	137	14.11%
Vote by Mail	971	662	662	68.18%
Mail Ballot	971	0	0	0.00%
Total	971	799	799	82.29%
0040464				
Poll Place	1,231	156	156	12.67%
Vote by Mail	1,231	824	824	66.94%
Mail Ballot	1,231	0	0	0.00%
Total	1,231	980	980	79.61%

Precinct	Registered Voters	Cards Cast	Voters Cast	% Turnout
0040466				
Poll Place	1,332	161	161	12.09%
Vote by Mail	1,332	942	942	70.72%
Mail Ballot	1,332	0	0	0.00%
Total	1,332	1,103	1,103	82.81%
0040469				
Poll Place	929	164	164	17.65%
Vote by Mail	929	533	533	57.37%
Mail Ballot	929	0	0	0.00%
Total	929	697	697	75.03%
0040470				
Poll Place	1,081	118	118	10.92%
Vote by Mail	1,081	698	698	64.57%
Mail Ballot	1,081	0	0	0.00%
Total	1,081	816	816	75.49%
0040471				
Poll Place	1,591	175	175	11.00%
Vote by Mail	1,591	1,007	1,007	63.29%
Mail Ballot	1,591	0	0	0.00%
Total	1,591	1,182	1,182	74.29%
0040475				
Poll Place	1,090	105	105	9.63%
Vote by Mail	1,090	749	749	68.72%
Mail Ballot	1,090	0	0	0.00%
Total	1,090	854	854	78.35%
0040480				
Poll Place	1,194	101	101	8.46%
Vote by Mail	1,194	900	900	75.38%
Mail Ballot	1,194	0	0	0.00%
Total	1,194	1,001	1,001	83.84%
0040494				
Poll Place	979	61	61	6.23%
Vote by Mail	979	756	756	77.22%
Mail Ballot	979	0	0	0.00%
Total	979	817	817	83.45%

Precinct	Registered Voters	Cards Cast	Voters Cast	% Turnout
0040495				
Poll Place	1,789	109	109	6.09%
Vote by Mail	1,789	1,392	1,392	77.81%
Mail Ballot	1,789	0	0	0.00%
Total	1,789	1,501	1,501	83.90%
0040496				
Poll Place	1,396	178	178	12.75%
Vote by Mail	1,396	1,055	1,055	75.57%
Mail Ballot	1,396	0	0	0.00%
Total	1,396	1,233	1,233	88.32%
0040497				
Poll Place	885	109	109	12.32%
Vote by Mail	885	585	585	66.10%
Mail Ballot	885	0	0	0.00%
Total	885	694	694	78.42%
0041240				
Poll Place	368	90	90	24.46%
Vote by Mail	368	180	180	48.91%
Mail Ballot	368	0	0	0.00%
Total	368	270	270	73.37%
0041780				
Poll Place	1,346	266	266	19.76%
Vote by Mail	1,346	708	708	52.60%
Mail Ballot	1,346	0	0	0.00%
Total	1,346	974	974	72.36%
0041820				
Poll Place	1,420	239	239	16.83%
Vote by Mail	1,420	910	910	64.08%
Mail Ballot	1,420	0	0	0.00%
Total	1,420	1,149	1,149	80.92%
0041910				
Poll Place	628	69	69	10.99%
Vote by Mail	628	448	448	71.34%
Mail Ballot	628	0	0	0.00%
Total	628	517	517	82.32%

Precinct	Registered Voters	Cards Cast	Voters Cast	% Turnout
0041913				
Poll Place	1,937	199	199	10.27%
Vote by Mail	1,937	1,503	1,503	77.59%
Mail Ballot	1,937	0	0	0.00%
Total	1,937	1,702	1,702	87.87%
0041915				
Poll Place	1,594	163	163	10.23%
Vote by Mail	1,594	1,212	1,212	76.04%
Mail Ballot	1,594	0	0	0.00%
Total	1,594	1,375	1,375	86.26%
0042218				
Poll Place	847	168	168	19.83%
Vote by Mail	847	466	466	55.02%
Mail Ballot	847	0	0	0.00%
Total	847	634	634	74.85%
0042261				
Poll Place	372	59	59	15.86%
Vote by Mail	372	203	203	54.57%
Mail Ballot	372	0	0	0.00%
Total	372	262	262	70.43%
0042390				
Poll Place	485	95	95	19.59%
Vote by Mail	485	290	290	59.79%
Mail Ballot	485	0	0	0.00%
Total	485	385	385	79.38%
0042630				
Poll Place	647	110	110	17.00%
Vote by Mail	647	393	393	60.74%
Mail Ballot	647	0	0	0.00%
Total	647	503	503	77.74%
0042842				
Poll Place	1,330	197	197	14.81%
Vote by Mail	1,330	987	987	74.21%
Mail Ballot	1,330	0	0	0.00%
Total	1,330	1,184	1,184	89.02%

Precinct	Registered Voters	Cards Cast	Voters Cast	% Turnout
0042845				
Poll Place	1,159	245	245	21.14%
Vote by Mail	1,159	738	738	63.68%
Mail Ballot	1,159	0	0	0.00%
Total	1,159	983	983	84.81%
0043043				
Poll Place	1,329	145	145	10.91%
Vote by Mail	1,329	1,044	1,044	78.56%
Mail Ballot	1,329	0	0	0.00%
Total	1,329	1,189	1,189	89.47%
0043048				
Poll Place	1,084	141	141	13.01%
Vote by Mail	1,084	734	734	67.71%
Mail Ballot	1,084	0	0	0.00%
Total	1,084	875	875	80.72%
0043050				
Poll Place	1,195	159	159	13.31%
Vote by Mail	1,195	848	848	70.96%
Mail Ballot	1,195	0	0	0.00%
Total	1,195	1,007	1,007	84.27%
0043051				
Poll Place	620	40	40	6.45%
Vote by Mail	620	514	514	82.90%
Mail Ballot	620	0	0	0.00%
Total	620	554	554	89.35%
0043052				
Poll Place	903	107	107	11.85%
Vote by Mail	903	671	671	74.31%
Mail Ballot	903	0	0	0.00%
Total	903	778	778	86.16%
0043053				
Poll Place	1,228	158	158	12.87%
Vote by Mail	1,228	900	900	73.29%
Mail Ballot	1,228	0	0	0.00%
Total	1,228	1,058	1,058	86.16%

Precinct	Registered Voters	Cards Cast	Voters Cast	% Turnout
0043055				
Poll Place	1,018	77	77	7.56%
Vote by Mail	1,018	814	814	79.96%
Mail Ballot	1,018	0	0	0.00%
Total	1,018	891	891	87.52%
0043059				
Poll Place	1,336	139	139	10.40%
Vote by Mail	1,336	1,036	1,036	77.54%
Mail Ballot	1,336	0	0	0.00%
Total	1,336	1,175	1,175	87.95%
0043170				
Poll Place	1,402	132	132	9.42%
Vote by Mail	1,402	751	751	53.57%
Mail Ballot	1,402	0	0	0.00%
Total	1,402	883	883	62.98%
0043290				
Poll Place	488	62	62	12.70%
Vote by Mail	488	375	375	76.84%
Mail Ballot	488	0	0	0.00%
Total	488	437	437	89.55%
0043310				
Poll Place	724	107	107	14.78%
Vote by Mail	724	344	344	47.51%
Mail Ballot	724	0	0	0.00%
Total	724	451	451	62.29%
0043320				
Poll Place	1,647	203	203	12.33%
Vote by Mail	1,647	1,130	1,130	68.61%
Mail Ballot	1,647	0	0	0.00%
Total	1,647	1,333	1,333	80.94%
0043340				
Poll Place	1,002	186	186	18.56%
Vote by Mail	1,002	556	556	55.49%
Mail Ballot	1,002	0	0	0.00%
Total	1,002	742	742	74.05%

Precinct	Registered Voters	Cards Cast	Voters Cast	% Turnout
0043510				
Poll Place	877	143	143	16.31%
Vote by Mail	877	484	484	55.19%
Mail Ballot	877	0	0	0.00%
Total	877	627	627	71.49%
0043520				
Poll Place	808	78	78	9.65%
Vote by Mail	808	384	384	47.52%
Mail Ballot	808	0	0	0.00%
Total	808	462	462	57.18%
0043540				
Poll Place	994	70	70	7.04%
Vote by Mail	994	677	677	68.11%
Mail Ballot	994	0	0	0.00%
Total	994	747	747	75.15%
0043567				
Poll Place	1,459	131	131	8.98%
Vote by Mail	1,459	812	812	55.65%
Mail Ballot	1,459	0	0	0.00%
Total	1,459	943	943	64.63%
0043568				
Poll Place	1,533	122	122	7.96%
Vote by Mail	1,533	815	815	53.16%
Mail Ballot	1,533	0	0	0.00%
Total	1,533	937	937	61.12%
0043570				
Poll Place	810	78	78	9.63%
Vote by Mail	810	457	457	56.42%
Mail Ballot	810	0	0	0.00%
Total	810	535	535	66.05%
0043572				
Poll Place	887	89	89	10.03%
Vote by Mail	887	449	449	50.62%
Mail Ballot	887	0	0	0.00%
Total	887	538	538	60.65%

Precinct	Registered Voters	Cards Cast	Voters Cast	% Turnout
0044103				
Poll Place	1,095	99	99	9.04%
Vote by Mail	1,095	879	879	80.27%
Mail Ballot	1,095	0	0	0.00%
Total	1,095	978	978	89.32%
0044104				
Poll Place	1,669	104	104	6.23%
Vote by Mail	1,669	1,185	1,185	71.00%
Mail Ballot	1,669	0	0	0.00%
Total	1,669	1,289	1,289	77.23%
0044105				
Poll Place	1,097	91	91	8.30%
Vote by Mail	1,097	716	716	65.27%
Mail Ballot	1,097	0	0	0.00%
Total	1,097	807	807	73.56%
0044106				
Poll Place	1,303	98	98	7.52%
Vote by Mail	1,303	906	906	69.53%
Mail Ballot	1,303	0	0	0.00%
Total	1,303	1,004	1,004	77.05%
0044107				
Poll Place	1,405	69	69	4.91%
Vote by Mail	1,405	1,149	1,149	81.78%
Mail Ballot	1,405	0	0	0.00%
Total	1,405	1,218	1,218	86.69%
0044112				
Poll Place	1,010	97	97	9.60%
Vote by Mail	1,010	756	756	74.85%
Mail Ballot	1,010	0	0	0.00%
Total	1,010	853	853	84.46%
0044113				
Poll Place	803	91	91	11.33%
Vote by Mail	803	567	567	70.61%
Mail Ballot	803	0	0	0.00%
Total	803	658	658	81.94%

Precinct	Registered Voters	Cards Cast	Voters Cast	% Turnout
0050020				
Poll Place	1,131	132	132	11.67%
Vote by Mail	1,131	484	484	42.79%
Mail Ballot	1,131	0	0	0.00%
Total	1,131	616	616	54.47%
0050180				
Poll Place	1,094	94	94	8.59%
Vote by Mail	1,094	590	590	53.93%
Mail Ballot	1,094	0	0	0.00%
Total	1,094	684	684	62.52%
0050190				
Poll Place	1,444	137	137	9.49%
Vote by Mail	1,444	693	693	47.99%
Mail Ballot	1,444	0	0	0.00%
Total	1,444	830	830	57.48%
0050200				
Poll Place	1,155	105	105	9.09%
Vote by Mail	1,155	536	536	46.41%
Mail Ballot	1,155	0	0	0.00%
Total	1,155	641	641	55.50%
0050211				
Poll Place	1,674	171	171	10.22%
Vote by Mail	1,674	921	921	55.02%
Mail Ballot	1,674	0	0	0.00%
Total	1,674	1,092	1,092	65.23%
0050501				
Poll Place	487	31	31	6.37%
Vote by Mail	487	165	165	33.88%
Mail Ballot	487	0	0	0.00%
Total	487	196	196	40.25%
0050503				
Poll Place	614	26	26	4.23%
Vote by Mail	614	270	270	43.97%
Mail Ballot	614	0	0	0.00%
Total	614	296	296	48.21%

Precinct	Registered Voters	Cards Cast	Voters Cast	% Turnout
0050505				
Poll Place	691	48	48	6.95%
Vote by Mail	691	355	355	51.37%
Mail Ballot	691	0	0	0.00%
Total	691	403	403	58.32%
0050506				
Poll Place	952	45	45	4.73%
Vote by Mail	952	322	322	33.82%
Mail Ballot	952	0	0	0.00%
Total	952	367	367	38.55%
0050507				
Poll Place	1,131	41	41	3.63%
Vote by Mail	1,131	431	431	38.11%
Mail Ballot	1,131	0	0	0.00%
Total	1,131	472	472	41.73%
0050509				
Poll Place	1,560	142	142	9.10%
Vote by Mail	1,560	597	597	38.27%
Mail Ballot	1,560	0	0	0.00%
Total	1,560	739	739	47.37%
0050511				
Poll Place	1,636	69	69	4.22%
Vote by Mail	1,636	565	565	34.54%
Mail Ballot	1,636	0	0	0.00%
Total	1,636	634	634	38.75%
0050514				
Poll Place	1,259	99	99	7.86%
Vote by Mail	1,259	614	614	48.77%
Mail Ballot	1,259	0	0	0.00%
Total	1,259	713	713	56.63%
0050517				
Poll Place	1,091	138	138	12.65%
Vote by Mail	1,091	752	752	68.93%
Mail Ballot	1,091	0	0	0.00%
Total	1,091	890	890	81.58%

Precinct	Registered Voters	Cards Cast	Voters Cast	% Turnout
0050518				
Poll Place	384	27	27	7.03%
Vote by Mail	384	223	223	58.07%
Mail Ballot	384	0	0	0.00%
Total	384	250	250	65.10%
0050519				
Poll Place	1,525	158	158	10.36%
Vote by Mail	1,525	1,089	1,089	71.41%
Mail Ballot	1,525	0	0	0.00%
Total	1,525	1,247	1,247	81.77%
0050523				
Poll Place	682	36	36	5.28%
Vote by Mail	682	442	442	64.81%
Mail Ballot	682	0	0	0.00%
Total	682	478	478	70.09%
0050524				
Poll Place	1,571	104	104	6.62%
Vote by Mail	1,571	741	741	47.17%
Mail Ballot	1,571	0	0	0.00%
Total	1,571	845	845	53.79%
0050532				
Poll Place	1,302	50	50	3.84%
Vote by Mail	1,302	548	548	42.09%
Mail Ballot	1,302	0	0	0.00%
Total	1,302	598	598	45.93%
0050536				
Poll Place	489	40	40	8.18%
Vote by Mail	489	292	292	59.71%
Mail Ballot	489	0	0	0.00%
Total	489	332	332	67.89%
0050538				
Poll Place	702	78	78	11.11%
Vote by Mail	702	392	392	55.84%
Mail Ballot	702	0	0	0.00%
Total	702	470	470	66.95%

Precinct	Registered Voters	Cards Cast	Voters Cast	% Turnout
0050541				
Poll Place	1,081	38	38	3.52%
Vote by Mail	1,081	529	529	48.94%
Mail Ballot	1,081	0	0	0.00%
Total	1,081	567	567	52.45%
0050543				
Poll Place	352	23	23	6.53%
Vote by Mail	352	181	181	51.42%
Mail Ballot	352	0	0	0.00%
Total	352	204	204	57.95%
0050545				
Poll Place	1,364	96	96	7.04%
Vote by Mail	1,364	772	772	56.60%
Mail Ballot	1,364	0	0	0.00%
Total	1,364	868	868	63.64%
0050548				
Poll Place	1,202	86	86	7.15%
Vote by Mail	1,202	565	565	47.00%
Mail Ballot	1,202	0	0	0.00%
Total	1,202	651	651	54.16%
0050552				
Poll Place	911	76	76	8.34%
Vote by Mail	911	467	467	51.26%
Mail Ballot	911	0	0	0.00%
Total	911	543	543	59.60%
0050560				
Poll Place	900	56	56	6.22%
Vote by Mail	900	363	363	40.33%
Mail Ballot	900	0	0	0.00%
Total	900	419	419	46.56%
0050576				
Poll Place	1,621	101	101	6.23%
Vote by Mail	1,621	937	937	57.80%
Mail Ballot	1,621	0	0	0.00%
Total	1,621	1,038	1,038	64.03%

Precinct	Registered Voters	Cards Cast	Voters Cast	% Turnout
0050590				
Poll Place	521	35	35	6.72%
Vote by Mail	521	213	213	40.88%
Mail Ballot	521	0	0	0.00%
Total	521	248	248	47.60%
0050731				
Poll Place	1,136	67	67	5.90%
Vote by Mail	1,136	557	557	49.03%
Mail Ballot	1,136	0	0	0.00%
Total	1,136	624	624	54.93%
0050741				
Poll Place	1,124	61	61	5.43%
Vote by Mail	1,124	604	604	53.74%
Mail Ballot	1,124	0	0	0.00%
Total	1,124	665	665	59.16%
0050742				
Poll Place	1,083	96	96	8.86%
Vote by Mail	1,083	532	532	49.12%
Mail Ballot	1,083	0	0	0.00%
Total	1,083	628	628	57.99%
0050750				
Poll Place	785	81	81	10.32%
Vote by Mail	785	432	432	55.03%
Mail Ballot	785	0	0	0.00%
Total	785	513	513	65.35%
0050751				
Poll Place	422	45	45	10.66%
Vote by Mail	422	217	217	51.42%
Mail Ballot	422	0	0	0.00%
Total	422	262	262	62.09%
0050752				
Poll Place	1,382	205	205	14.83%
Vote by Mail	1,382	813	813	58.83%
Mail Ballot	1,382	0	0	0.00%
Total	1,382	1,018	1,018	73.66%

Precinct	Registered Voters	Cards Cast	Voters Cast	% Turnout
0050765				
Poll Place	1,244	98	98	7.88%
Vote by Mail	1,244	782	782	62.86%
Mail Ballot	1,244	0	0	0.00%
Total	1,244	880	880	70.74%
0051180				
Poll Place	982	82	82	8.35%
Vote by Mail	982	375	375	38.19%
Mail Ballot	982	0	0	0.00%
Total	982	457	457	46.54%
0051227				
Poll Place	662	90	90	13.60%
Vote by Mail	662	429	429	64.80%
Mail Ballot	662	0	0	0.00%
Total	662	519	519	78.40%
0051228				
Poll Place	687	75	75	10.92%
Vote by Mail	687	381	381	55.46%
Mail Ballot	687	0	0	0.00%
Total	687	456	456	66.38%
0051310				
Poll Place	476	45	45	9.45%
Vote by Mail	476	188	188	39.50%
Mail Ballot	476	0	0	0.00%
Total	476	233	233	48.95%
0051313				
Poll Place	277	15	15	5.42%
Vote by Mail	277	106	106	38.27%
Mail Ballot	277	0	0	0.00%
Total	277	121	121	43.68%
0051331				
Poll Place	1,171	107	107	9.14%
Vote by Mail	1,171	654	654	55.85%
Mail Ballot	1,171	0	0	0.00%
Total	1,171	761	761	64.99%

Precinct	Registered Voters	Cards Cast	Voters Cast	% Turnout
0051332				
Poll Place	1,189	71	71	5.97%
Vote by Mail	1,189	687	687	57.78%
Mail Ballot	1,189	0	0	0.00%
Total	1,189	758	758	63.75%
0051690				
Poll Place	748	45	45	6.02%
Vote by Mail	748	271	271	36.23%
Mail Ballot	748	0	0	0.00%
Total	748	316	316	42.25%
0051727				
Poll Place	592	86	86	14.53%
Vote by Mail	592	349	349	58.95%
Mail Ballot	592	0	0	0.00%
Total	592	435	435	73.48%
0051728				
Poll Place	559	77	77	13.77%
Vote by Mail	559	313	313	55.99%
Mail Ballot	559	0	0	0.00%
Total	559	390	390	69.77%
0052033				
Poll Place	475	31	31	6.53%
Vote by Mail	475	144	144	30.32%
Mail Ballot	475	0	0	0.00%
Total	475	175	175	36.84%
0052034				
Poll Place	797	72	72	9.03%
Vote by Mail	797	345	345	43.29%
Mail Ballot	797	0	0	0.00%
Total	797	417	417	52.32%
0052070				
Poll Place	978	88	88	9.00%
Vote by Mail	978	404	404	41.31%
Mail Ballot	978	0	0	0.00%
Total	978	492	492	50.31%

Precinct	Registered Voters	Cards Cast	Voters Cast	% Turnout
0052080				
Poll Place	1,001	60	60	5.99%
Vote by Mail	1,001	397	397	39.66%
Mail Ballot	1,001	0	0	0.00%
Total	1,001	457	457	45.65%
0052110				
Poll Place	895	64	64	7.15%
Vote by Mail	895	332	332	37.09%
Mail Ballot	895	0	0	0.00%
Total	895	396	396	44.25%
0052180				
Poll Place	753	75	75	9.96%
Vote by Mail	753	368	368	48.87%
Mail Ballot	753	0	0	0.00%
Total	753	443	443	58.83%
0052182				
Poll Place	641	34	34	5.30%
Vote by Mail	641	327	327	51.01%
Mail Ballot	641	0	0	0.00%
Total	641	361	361	56.32%
0052183				
Poll Place	929	87	87	9.36%
Vote by Mail	929	425	425	45.75%
Mail Ballot	929	0	0	0.00%
Total	929	512	512	55.11%
0052184				
Poll Place	890	68	68	7.64%
Vote by Mail	890	451	451	50.67%
Mail Ballot	890	0	0	0.00%
Total	890	519	519	58.31%
0052185				
Poll Place	410	59	59	14.39%
Vote by Mail	410	171	171	41.71%
Mail Ballot	410	0	0	0.00%
Total	410	230	230	56.10%

Precinct	Registered Voters	Cards Cast	Voters Cast	% Turnout
0052400				
Poll Place	1,170	46	46	3.93%
Vote by Mail	1,170	484	484	41.37%
Mail Ballot	1,170	0	0	0.00%
Total	1,170	530	530	45.30%
0052490				
Poll Place	1,059	78	78	7.37%
Vote by Mail	1,059	485	485	45.80%
Mail Ballot	1,059	0	0	0.00%
Total	1,059	563	563	53.16%
7010010				
Poll Place	2	0	0	0.00%
Vote by Mail	2	0	0	0.00%
Mail Ballot	2	2	2	100.00%
Total	2	2	2	100.00%
7010015				
Poll Place	3	0	0	0.00%
Vote by Mail	3	0	0	0.00%
Mail Ballot	3	2	2	66.67%
Total	3	2	2	66.67%
7010050				
Poll Place	13	0	0	0.00%
Vote by Mail	13	0	0	0.00%
Mail Ballot	13	6	6	46.15%
Total	13	6	6	46.15%
7010080				
Poll Place	250	0	0	0.00%
Vote by Mail	250	0	0	0.00%
Mail Ballot	250	220	220	88.00%
Total	250	220	220	88.00%
7010084				
Poll Place	119	0	0	0.00%
Vote by Mail	119	0	0	0.00%
Mail Ballot	119	69	69	57.98%
Total	119	69	69	57.98%

Precinct	Registered Voters	Cards Cast	Voters Cast	% Turnout
7010085				
Poll Place	367	0	0	0.00%
Vote by Mail	367	0	0	0.00%
Mail Ballot	367	319	319	86.92%
Total	367	319	319	86.92%
7010090				
Poll Place	205	0	0	0.00%
Vote by Mail	205	0	0	0.00%
Mail Ballot	205	146	146	71.22%
Total	205	146	146	71.22%
7010225				
Poll Place	3	0	0	0.00%
Vote by Mail	3	0	0	0.00%
Mail Ballot	3	3	3	100.00%
Total	3	3	3	100.00%
7010226				
Poll Place	80	0	0	0.00%
Vote by Mail	80	0	0	0.00%
Mail Ballot	80	69	69	86.25%
Total	80	69	69	86.25%
7010229				
Poll Place	96	0	0	0.00%
Vote by Mail	96	0	0	0.00%
Mail Ballot	96	63	63	65.63%
Total	96	63	63	65.63%
7011135				
Poll Place	65	0	0	0.00%
Vote by Mail	65	0	0	0.00%
Mail Ballot	65	45	45	69.23%
Total	65	45	45	69.23%
7011153				
Poll Place	371	0	0	0.00%
Vote by Mail	371	0	0	0.00%
Mail Ballot	371	238	238	64.15%
Total	371	238	238	64.15%

Precinct	Registered Voters	Cards Cast	Voters Cast	% Turnout
7011171				
Poll Place	151	0	0	0.00%
Vote by Mail	151	0	0	0.00%
Mail Ballot	151	92	92	60.93%
Total	151	92	92	60.93%
7011200				
Poll Place	0	0	0	N/A
Vote by Mail	0	0	0	N/A
Mail Ballot	0	0	0	N/A
Total	0	0	0	N/A
7011202				
Poll Place	244	0	0	0.00%
Vote by Mail	244	0	0	0.00%
Mail Ballot	244	181	181	74.18%
Total	244	181	181	74.18%
7011208				
Poll Place	11	0	0	0.00%
Vote by Mail	11	0	0	0.00%
Mail Ballot	11	6	6	54.55%
Total	11	6	6	54.55%
7011209				
Poll Place	191	0	0	0.00%
Vote by Mail	191	0	0	0.00%
Mail Ballot	191	91	91	47.64%
Total	191	91	91	47.64%
7011290				
Poll Place	224	0	0	0.00%
Vote by Mail	224	0	0	0.00%
Mail Ballot	224	169	169	75.45%
Total	224	169	169	75.45%
7011382				
Poll Place	14	0	0	0.00%
Vote by Mail	14	0	0	0.00%
Mail Ballot	14	10	10	71.43%
Total	14	10	10	71.43%

Precinct	Registered Voters	Cards Cast	Voters Cast	% Turnout
7011391				
Poll Place	26	0	0	0.00%
Vote by Mail	26	0	0	0.00%
Mail Ballot	26	22	22	84.62%
Total	26	22	22	84.62%
7011538				
Poll Place	176	0	0	0.00%
Vote by Mail	176	0	0	0.00%
Mail Ballot	176	152	152	86.36%
Total	176	152	152	86.36%
7011541				
Poll Place	1	0	0	0.00%
Vote by Mail	1	0	0	0.00%
Mail Ballot	1	1	1	100.00%
Total	1	1	1	100.00%
7011542				
Poll Place	5	0	0	0.00%
Vote by Mail	5	0	0	0.00%
Mail Ballot	5	1	1	20.00%
Total	5	1	1	20.00%
7011627				
Poll Place	0	0	0	N/A
Vote by Mail	0	0	0	N/A
Mail Ballot	0	0	0	N/A
Total	0	0	0	N/A
7011632				
Poll Place	92	0	0	0.00%
Vote by Mail	92	0	0	0.00%
Mail Ballot	92	62	62	67.39%
Total	92	62	62	67.39%
7011683				
Poll Place	35	0	0	0.00%
Vote by Mail	35	0	0	0.00%
Mail Ballot	35	26	26	74.29%
Total	35	26	26	74.29%

Precinct	Registered Voters	Cards Cast	Voters Cast	% Turnout
7011703				
Poll Place	96	0	0	0.00%
Vote by Mail	96	0	0	0.00%
Mail Ballot	96	86	86	89.58%
Total	96	86	86	89.58%
7011719				
Poll Place	250	0	0	0.00%
Vote by Mail	250	0	0	0.00%
Mail Ballot	250	194	194	77.60%
Total	250	194	194	77.60%
7011759				
Poll Place	0	0	0	N/A
Vote by Mail	0	0	0	N/A
Mail Ballot	0	0	0	N/A
Total	0	0	0	N/A
7011760				
Poll Place	0	0	0	N/A
Vote by Mail	0	0	0	N/A
Mail Ballot	0	0	0	N/A
Total	0	0	0	N/A
7011773				
Poll Place	267	0	0	0.00%
Vote by Mail	267	0	0	0.00%
Mail Ballot	267	239	239	89.51%
Total	267	239	239	89.51%
7011820				
Poll Place	90	0	0	0.00%
Vote by Mail	90	0	0	0.00%
Mail Ballot	90	78	78	86.67%
Total	90	78	78	86.67%
7011835				
Poll Place	0	0	0	N/A
Vote by Mail	0	0	0	N/A
Mail Ballot	0	0	0	N/A
Total	0	0	0	N/A

Precinct	Registered Voters	Cards Cast	Voters Cast	% Turnout
7011840				
Poll Place	21	0	0	0.00%
Vote by Mail	21	0	0	0.00%
Mail Ballot	21	17	17	80.95%
Total	21	17	17	80.95%
7011870				
Poll Place	11	0	0	0.00%
Vote by Mail	11	0	0	0.00%
Mail Ballot	11	9	9	81.82%
Total	11	9	9	81.82%
7011880				
Poll Place	0	0	0	N/A
Vote by Mail	0	0	0	N/A
Mail Ballot	0	0	0	N/A
Total	0	0	0	N/A
7011900				
Poll Place	133	0	0	0.00%
Vote by Mail	133	0	0	0.00%
Mail Ballot	133	116	116	87.22%
Total	133	116	116	87.22%
7011915				
Poll Place	46	0	0	0.00%
Vote by Mail	46	0	0	0.00%
Mail Ballot	46	34	34	73.91%
Total	46	34	34	73.91%
7011922				
Poll Place	208	0	0	0.00%
Vote by Mail	208	0	0	0.00%
Mail Ballot	208	164	164	78.85%
Total	208	164	164	78.85%
7011983				
Poll Place	35	0	0	0.00%
Vote by Mail	35	0	0	0.00%
Mail Ballot	35	28	28	80.00%
Total	35	28	28	80.00%

Precinct	Registered Voters	Cards Cast	Voters Cast	% Turnout
7011999				
Poll Place	141	0	0	0.00%
Vote by Mail	141	0	0	0.00%
Mail Ballot	141	125	125	88.65%
Total	141	125	125	88.65%
7012010				
Poll Place	54	0	0	0.00%
Vote by Mail	54	0	0	0.00%
Mail Ballot	54	46	46	85.19%
Total	54	46	46	85.19%
7012013				
Poll Place	0	0	0	N/A
Vote by Mail	0	0	0	N/A
Mail Ballot	0	0	0	N/A
Total	0	0	0	N/A
7012056				
Poll Place	45	0	0	0.00%
Vote by Mail	45	0	0	0.00%
Mail Ballot	45	34	34	75.56%
Total	45	34	34	75.56%
7012160				
Poll Place	261	0	0	0.00%
Vote by Mail	261	0	0	0.00%
Mail Ballot	261	209	209	80.08%
Total	261	209	209	80.08%
7012162				
Poll Place	0	0	0	N/A
Vote by Mail	0	0	0	N/A
Mail Ballot	0	0	0	N/A
Total	0	0	0	N/A
7012164				
Poll Place	129	0	0	0.00%
Vote by Mail	129	0	0	0.00%
Mail Ballot	129	107	107	82.95%
Total	129	107	107	82.95%

Precinct	Registered Voters	Cards Cast	Voters Cast	% Turnout
7012277				
Poll Place	243	0	0	0.00%
Vote by Mail	243	0	0	0.00%
Mail Ballot	243	197	197	81.07%
Total	243	197	197	81.07%
7012397				
Poll Place	85	0	0	0.00%
Vote by Mail	85	0	0	0.00%
Mail Ballot	85	45	45	52.94%
Total	85	45	45	52.94%
7012413				
Poll Place	274	0	0	0.00%
Vote by Mail	274	0	0	0.00%
Mail Ballot	274	154	154	56.20%
Total	274	154	154	56.20%
7012712				
Poll Place	50	0	0	0.00%
Vote by Mail	50	0	0	0.00%
Mail Ballot	50	45	45	90.00%
Total	50	45	45	90.00%
7012757				
Poll Place	114	0	0	0.00%
Vote by Mail	114	0	0	0.00%
Mail Ballot	114	77	77	67.54%
Total	114	77	77	67.54%
7012856				
Poll Place	125	0	0	0.00%
Vote by Mail	125	0	0	0.00%
Mail Ballot	125	103	103	82.40%
Total	125	103	103	82.40%
7012912				
Poll Place	20	0	0	0.00%
Vote by Mail	20	0	0	0.00%
Mail Ballot	20	13	13	65.00%
Total	20	13	13	65.00%

Precinct	Registered Voters	Cards Cast	Voters Cast	% Turnout
7012937				
Poll Place	101	0	0	0.00%
Vote by Mail	101	0	0	0.00%
Mail Ballot	101	58	58	57.43%
Total	101	58	58	57.43%
7012992				
Poll Place	39	0	0	0.00%
Vote by Mail	39	0	0	0.00%
Mail Ballot	39	33	33	84.62%
Total	39	33	33	84.62%
7013047				
Poll Place	207	0	0	0.00%
Vote by Mail	207	0	0	0.00%
Mail Ballot	207	165	165	79.71%
Total	207	165	165	79.71%
7013068				
Poll Place	7	0	0	0.00%
Vote by Mail	7	0	0	0.00%
Mail Ballot	7	6	6	85.71%
Total	7	6	6	85.71%
7013095				
Poll Place	238	0	0	0.00%
Vote by Mail	238	0	0	0.00%
Mail Ballot	238	119	119	50.00%
Total	238	119	119	50.00%
7013102				
Poll Place	27	0	0	0.00%
Vote by Mail	27	0	0	0.00%
Mail Ballot	27	27	27	100.00%
Total	27	27	27	100.00%
7013104				
Poll Place	2	0	0	0.00%
Vote by Mail	2	0	0	0.00%
Mail Ballot	2	2	2	100.00%
Total	2	2	2	100.00%

Precinct	Registered Voters	Cards Cast	Voters Cast	% Turnout
7013105				
Poll Place	36	0	0	0.00%
Vote by Mail	36	0	0	0.00%
Mail Ballot	36	21	21	58.33%
Total	36	21	21	58.33%
7013106				
Poll Place	223	0	0	0.00%
Vote by Mail	223	0	0	0.00%
Mail Ballot	223	174	174	78.03%
Total	223	174	174	78.03%
7013112				
Poll Place	13	0	0	0.00%
Vote by Mail	13	0	0	0.00%
Mail Ballot	13	8	8	61.54%
Total	13	8	8	61.54%
7013114				
Poll Place	1,016	0	0	0.00%
Vote by Mail	1,016	0	0	0.00%
Mail Ballot	1,016	836	836	82.28%
Total	1,016	836	836	82.28%
7013115				
Poll Place	6	0	0	0.00%
Vote by Mail	6	0	0	0.00%
Mail Ballot	6	4	4	66.67%
Total	6	4	4	66.67%
7013134				
Poll Place	0	0	0	N/A
Vote by Mail	0	0	0	N/A
Mail Ballot	0	0	0	N/A
Total	0	0	0	N/A
7013182				
Poll Place	66	0	0	0.00%
Vote by Mail	66	0	0	0.00%
Mail Ballot	66	55	55	83.33%
Total	66	55	55	83.33%

Precinct	Registered Voters	Cards Cast	Voters Cast	% Turnout
7013369				
Poll Place	163	0	0	0.00%
Vote by Mail	163	0	0	0.00%
Mail Ballot	163	113	113	69.33%
Total	163	113	113	69.33%
7013507				
Poll Place	0	0	0	N/A
Vote by Mail	0	0	0	N/A
Mail Ballot	0	0	0	N/A
Total	0	0	0	N/A
7013569				
Poll Place	0	0	0	N/A
Vote by Mail	0	0	0	N/A
Mail Ballot	0	0	0	N/A
Total	0	0	0	N/A
7015125				
Poll Place	9	0	0	0.00%
Vote by Mail	9	0	0	0.00%
Mail Ballot	9	7	7	77.78%
Total	9	7	7	77.78%
7015128				
Poll Place	341	0	0	0.00%
Vote by Mail	341	0	0	0.00%
Mail Ballot	341	292	292	85.63%
Total	341	292	292	85.63%
7015131				
Poll Place	176	0	0	0.00%
Vote by Mail	176	0	0	0.00%
Mail Ballot	176	122	122	69.32%
Total	176	122	122	69.32%
7015134				
Poll Place	0	0	0	N/A
Vote by Mail	0	0	0	N/A
Mail Ballot	0	0	0	N/A
Total	0	0	0	N/A

Precinct	Registered Voters	Cards Cast	Voters Cast	% Turnout
7020012				
Poll Place	212	0	0	0.00%
Vote by Mail	212	0	0	0.00%
Mail Ballot	212	178	178	83.96%
Total	212	178	178	83.96%
7020014				
Poll Place	97	0	0	0.00%
Vote by Mail	97	0	0	0.00%
Mail Ballot	97	81	81	83.51%
Total	97	81	81	83.51%
7020034				
Poll Place	46	0	0	0.00%
Vote by Mail	46	0	0	0.00%
Mail Ballot	46	33	33	71.74%
Total	46	33	33	71.74%
7020036				
Poll Place	274	0	0	0.00%
Vote by Mail	274	0	0	0.00%
Mail Ballot	274	161	161	58.76%
Total	274	161	161	58.76%
7020110				
Poll Place	248	0	0	0.00%
Vote by Mail	248	0	0	0.00%
Mail Ballot	248	215	215	86.69%
Total	248	215	215	86.69%
7020143				
Poll Place	1	0	0	0.00%
Vote by Mail	1	0	0	0.00%
Mail Ballot	1	0	0	0.00%
Total	1	0	0	0.00%
7020175				
Poll Place	59	0	0	0.00%
Vote by Mail	59	0	0	0.00%
Mail Ballot	59	47	47	79.66%
Total	59	47	47	79.66%

Precinct	Registered Voters	Cards Cast	Voters Cast	% Turnout
7020176				
Poll Place	0	0	0	N/A
Vote by Mail	0	0	0	N/A
Mail Ballot	0	0	0	N/A
Total	0	0	0	N/A
7020250				
Poll Place	287	0	0	0.00%
Vote by Mail	287	0	0	0.00%
Mail Ballot	287	203	203	70.73%
Total	287	203	203	70.73%
7020264				
Poll Place	1	0	0	0.00%
Vote by Mail	1	0	0	0.00%
Mail Ballot	1	1	1	100.00%
Total	1	1	1	100.00%
7020266				
Poll Place	320	0	0	0.00%
Vote by Mail	320	0	0	0.00%
Mail Ballot	320	184	184	57.50%
Total	320	184	184	57.50%
7020267				
Poll Place	9	0	0	0.00%
Vote by Mail	9	0	0	0.00%
Mail Ballot	9	8	8	88.89%
Total	9	8	8	88.89%
7020281				
Poll Place	22	0	0	0.00%
Vote by Mail	22	0	0	0.00%
Mail Ballot	22	17	17	77.27%
Total	22	17	17	77.27%
7021136				
Poll Place	0	0	0	N/A
Vote by Mail	0	0	0	N/A
Mail Ballot	0	0	0	N/A
Total	0	0	0	N/A

Precinct	Registered Voters	Cards Cast	Voters Cast	% Turnout
7021138				
Poll Place	38	0	0	0.00%
Vote by Mail	38	0	0	0.00%
Mail Ballot	38	17	17	44.74%
Total	38	17	17	44.74%
7021139				
Poll Place	111	0	0	0.00%
Vote by Mail	111	0	0	0.00%
Mail Ballot	111	100	100	90.09%
Total	111	100	100	90.09%
7021222				
Poll Place	16	0	0	0.00%
Vote by Mail	16	0	0	0.00%
Mail Ballot	16	10	10	62.50%
Total	16	10	10	62.50%
7021230				
Poll Place	0	0	0	N/A
Vote by Mail	0	0	0	N/A
Mail Ballot	0	0	0	N/A
Total	0	0	0	N/A
7021231				
Poll Place	16	0	0	0.00%
Vote by Mail	16	0	0	0.00%
Mail Ballot	16	15	15	93.75%
Total	16	15	15	93.75%
7021235				
Poll Place	147	0	0	0.00%
Vote by Mail	147	0	0	0.00%
Mail Ballot	147	106	106	72.11%
Total	147	106	106	72.11%
7021257				
Poll Place	42	0	0	0.00%
Vote by Mail	42	0	0	0.00%
Mail Ballot	42	23	23	54.76%
Total	42	23	23	54.76%

Precinct	Registered Voters	Cards Cast	Voters Cast	% Turnout
7021261				
Poll Place	64	0	0	0.00%
Vote by Mail	64	0	0	0.00%
Mail Ballot	64	48	48	75.00%
Total	64	48	48	75.00%
7021276				
Poll Place	0	0	0	N/A
Vote by Mail	0	0	0	N/A
Mail Ballot	0	0	0	N/A
Total	0	0	0	N/A
7021279				
Poll Place	50	0	0	0.00%
Vote by Mail	50	0	0	0.00%
Mail Ballot	50	36	36	72.00%
Total	50	36	36	72.00%
7021301				
Poll Place	136	0	0	0.00%
Vote by Mail	136	0	0	0.00%
Mail Ballot	136	100	100	73.53%
Total	136	100	100	73.53%
7021304				
Poll Place	114	0	0	0.00%
Vote by Mail	114	0	0	0.00%
Mail Ballot	114	72	72	63.16%
Total	114	72	72	63.16%
7021381				
Poll Place	0	0	0	N/A
Vote by Mail	0	0	0	N/A
Mail Ballot	0	0	0	N/A
Total	0	0	0	N/A
7021387				
Poll Place	127	0	0	0.00%
Vote by Mail	127	0	0	0.00%
Mail Ballot	127	97	97	76.38%
Total	127	97	97	76.38%

Precinct	Registered Voters	Cards Cast	Voters Cast	% Turnout
7021477				
Poll Place	97	0	0	0.00%
Vote by Mail	97	0	0	0.00%
Mail Ballot	97	79	79	81.44%
Total	97	79	79	81.44%
7021493				
Poll Place	0	0	0	N/A
Vote by Mail	0	0	0	N/A
Mail Ballot	0	0	0	N/A
Total	0	0	0	N/A
7021494				
Poll Place	0	0	0	N/A
Vote by Mail	0	0	0	N/A
Mail Ballot	0	0	0	N/A
Total	0	0	0	N/A
7021501				
Poll Place	19	0	0	0.00%
Vote by Mail	19	0	0	0.00%
Mail Ballot	19	15	15	78.95%
Total	19	15	15	78.95%
7021514				
Poll Place	255	0	0	0.00%
Vote by Mail	255	0	0	0.00%
Mail Ballot	255	206	206	80.78%
Total	255	206	206	80.78%
7021527				
Poll Place	159	0	0	0.00%
Vote by Mail	159	0	0	0.00%
Mail Ballot	159	106	106	66.67%
Total	159	106	106	66.67%
7021637				
Poll Place	8	0	0	0.00%
Vote by Mail	8	0	0	0.00%
Mail Ballot	8	8	8	100.00%
Total	8	8	8	100.00%

Precinct	Registered Voters	Cards Cast	Voters Cast	% Turnout
7021717				
Poll Place	8	0	0	0.00%
Vote by Mail	8	0	0	0.00%
Mail Ballot	8	7	7	87.50%
Total	8	7	7	87.50%
7021752				
Poll Place	65	0	0	0.00%
Vote by Mail	65	0	0	0.00%
Mail Ballot	65	31	31	47.69%
Total	65	31	31	47.69%
7021879				
Poll Place	0	0	0	N/A
Vote by Mail	0	0	0	N/A
Mail Ballot	0	0	0	N/A
Total	0	0	0	N/A
7021905				
Poll Place	2	0	0	0.00%
Vote by Mail	2	0	0	0.00%
Mail Ballot	2	1	1	50.00%
Total	2	1	1	50.00%
7021923				
Poll Place	123	0	0	0.00%
Vote by Mail	123	0	0	0.00%
Mail Ballot	123	97	97	78.86%
Total	123	97	97	78.86%
7021924				
Poll Place	227	0	0	0.00%
Vote by Mail	227	0	0	0.00%
Mail Ballot	227	183	183	80.62%
Total	227	183	183	80.62%
7021925				
Poll Place	177	0	0	0.00%
Vote by Mail	177	0	0	0.00%
Mail Ballot	177	145	145	81.92%
Total	177	145	145	81.92%

Precinct	Registered Voters	Cards Cast	Voters Cast	% Turnout
7021927				
Poll Place	0	0	0	N/A
Vote by Mail	0	0	0	N/A
Mail Ballot	0	0	0	N/A
Total	0	0	0	N/A
7022001				
Poll Place	47	0	0	0.00%
Vote by Mail	47	0	0	0.00%
Mail Ballot	47	20	20	42.55%
Total	47	20	20	42.55%
7022205				
Poll Place	254	0	0	0.00%
Vote by Mail	254	0	0	0.00%
Mail Ballot	254	223	223	87.80%
Total	254	223	223	87.80%
7022007				
Poll Place	121	0	0	0.00%
Vote by Mail	121	0	0	0.00%
Mail Ballot	121	79	79	65.29%
Total	121	79	79	65.29%
7022013				
Poll Place	119	0	0	0.00%
Vote by Mail	119	0	0	0.00%
Mail Ballot	119	65	65	54.62%
Total	119	65	65	54.62%
7022014				
Poll Place	355	0	0	0.00%
Vote by Mail	355	0	0	0.00%
Mail Ballot	355	289	289	81.41%
Total	355	289	289	81.41%
7022015				
Poll Place	500	0	0	0.00%
Vote by Mail	500	0	0	0.00%
Mail Ballot	500	387	387	77.40%
Total	500	387	387	77.40%

Precinct	Registered Voters	Cards Cast	Voters Cast	% Turnout
7022019				
Poll Place	273	0	0	0.00%
Vote by Mail	273	0	0	0.00%
Mail Ballot	273	162	162	59.34%
Total	273	162	162	59.34%
7022022				
Poll Place	9	0	0	0.00%
Vote by Mail	9	0	0	0.00%
Mail Ballot	9	8	8	88.89%
Total	9	8	8	88.89%
7022025				
Poll Place	0	0	0	N/A
Vote by Mail	0	0	0	N/A
Mail Ballot	0	0	0	N/A
Total	0	0	0	N/A
7022028				
Poll Place	160	0	0	0.00%
Vote by Mail	160	0	0	0.00%
Mail Ballot	160	101	101	63.13%
Total	160	101	101	63.13%
7022029				
Poll Place	193	0	0	0.00%
Vote by Mail	193	0	0	0.00%
Mail Ballot	193	127	127	65.80%
Total	193	127	127	65.80%
7022217				
Poll Place	0	0	0	N/A
Vote by Mail	0	0	0	N/A
Mail Ballot	0	0	0	N/A
Total	0	0	0	N/A
7022227				
Poll Place	0	0	0	N/A
Vote by Mail	0	0	0	N/A
Mail Ballot	0	0	0	N/A
Total	0	0	0	N/A

Precinct	Registered Voters	Cards Cast	Voters Cast	% Turnout
7022234				
Poll Place	22	0	0	0.00%
Vote by Mail	22	0	0	0.00%
Mail Ballot	22	16	16	72.73%
Total	22	16	16	72.73%
7022283				
Poll Place	172	0	0	0.00%
Vote by Mail	172	0	0	0.00%
Mail Ballot	172	104	104	60.47%
Total	172	104	104	60.47%
7022421				
Poll Place	43	0	0	0.00%
Vote by Mail	43	0	0	0.00%
Mail Ballot	43	22	22	51.16%
Total	43	22	22	51.16%
7022454				
Poll Place	247	0	0	0.00%
Vote by Mail	247	0	0	0.00%
Mail Ballot	247	153	153	61.94%
Total	247	153	153	61.94%
7022456				
Poll Place	2	0	0	0.00%
Vote by Mail	2	0	0	0.00%
Mail Ballot	2	2	2	100.00%
Total	2	2	2	100.00%
7022473				
Poll Place	1	0	0	0.00%
Vote by Mail	1	0	0	0.00%
Mail Ballot	1	1	1	100.00%
Total	1	1	1	100.00%
7022600				
Poll Place	15	0	0	0.00%
Vote by Mail	15	0	0	0.00%
Mail Ballot	15	13	13	86.67%
Total	15	13	13	86.67%

Precinct	Registered Voters	Cards Cast	Voters Cast	% Turnout
7022658				
Poll Place	8	0	0	0.00%
Vote by Mail	8	0	0	0.00%
Mail Ballot	8	6	6	75.00%
Total	8	6	6	75.00%
7022768				
Poll Place	0	0	0	N/A
Vote by Mail	0	0	0	N/A
Mail Ballot	0	0	0	N/A
Total	0	0	0	N/A
7022791				
Poll Place	100	0	0	0.00%
Vote by Mail	100	0	0	0.00%
Mail Ballot	100	78	78	78.00%
Total	100	78	78	78.00%
7022793				
Poll Place	96	0	0	0.00%
Vote by Mail	96	0	0	0.00%
Mail Ballot	96	76	76	79.17%
Total	96	76	76	79.17%
7022803				
Poll Place	42	0	0	0.00%
Vote by Mail	42	0	0	0.00%
Mail Ballot	42	11	11	26.19%
Total	42	11	11	26.19%
7022805				
Poll Place	158	0	0	0.00%
Vote by Mail	158	0	0	0.00%
Mail Ballot	158	117	117	74.05%
Total	158	117	117	74.05%
7023016				
Poll Place	0	0	0	N/A
Vote by Mail	0	0	0	N/A
Mail Ballot	0	0	0	N/A
Total	0	0	0	N/A

Precinct	Registered Voters	Cards Cast	Voters Cast	% Turnout
7023018				
Poll Place	0	0	0	N/A
Vote by Mail	0	0	0	N/A
Mail Ballot	0	0	0	N/A
Total	0	0	0	N/A
7023019				
Poll Place	0	0	0	N/A
Vote by Mail	0	0	0	N/A
Mail Ballot	0	0	0	N/A
Total	0	0	0	N/A
7023024				
Poll Place	138	0	0	0.00%
Vote by Mail	138	0	0	0.00%
Mail Ballot	138	95	95	68.84%
Total	138	95	95	68.84%
7023037				
Poll Place	40	0	0	0.00%
Vote by Mail	40	0	0	0.00%
Mail Ballot	40	23	23	57.50%
Total	40	23	23	57.50%
7023082				
Poll Place	194	0	0	0.00%
Vote by Mail	194	0	0	0.00%
Mail Ballot	194	136	136	70.10%
Total	194	136	136	70.10%
7023084				
Poll Place	0	0	0	N/A
Vote by Mail	0	0	0	N/A
Mail Ballot	0	0	0	N/A
Total	0	0	0	N/A
7023148				
Poll Place	12	0	0	0.00%
Vote by Mail	12	0	0	0.00%
Mail Ballot	12	12	12	100.00%
Total	12	12	12	100.00%

Precinct	Registered Voters	Cards Cast	Voters Cast	% Turnout
7023198				
Poll Place	15	0	0	0.00%
Vote by Mail	15	0	0	0.00%
Mail Ballot	15	11	11	73.33%
Total	15	11	11	73.33%
7023201				
Poll Place	4	0	0	0.00%
Vote by Mail	4	0	0	0.00%
Mail Ballot	4	2	2	50.00%
Total	4	2	2	50.00%
7023221				
Poll Place	0	0	0	N/A
Vote by Mail	0	0	0	N/A
Mail Ballot	0	0	0	N/A
Total	0	0	0	N/A
7023303				
Poll Place	0	0	0	N/A
Vote by Mail	0	0	0	N/A
Mail Ballot	0	0	0	N/A
Total	0	0	0	N/A
7023395				
Poll Place	0	0	0	N/A
Vote by Mail	0	0	0	N/A
Mail Ballot	0	0	0	N/A
Total	0	0	0	N/A
7023469				
Poll Place	1	0	0	0.00%
Vote by Mail	1	0	0	0.00%
Mail Ballot	1	0	0	0.00%
Total	1	0	0	0.00%
7023470				
Poll Place	333	0	0	0.00%
Vote by Mail	333	0	0	0.00%
Mail Ballot	333	162	162	48.65%
Total	333	162	162	48.65%

Precinct	Registered Voters	Cards Cast	Voters Cast	% Turnout
7023476				
Poll Place	256	0	0	0.00%
Vote by Mail	256	0	0	0.00%
Mail Ballot	256	231	231	90.23%
Total	256	231	231	90.23%
7023500				
Poll Place	206	0	0	0.00%
Vote by Mail	206	0	0	0.00%
Mail Ballot	206	177	177	85.92%
Total	206	177	177	85.92%
7023505				
Poll Place	2	0	0	0.00%
Vote by Mail	2	0	0	0.00%
Mail Ballot	2	1	1	50.00%
Total	2	1	1	50.00%
7023590				
Poll Place	0	0	0	N/A
Vote by Mail	0	0	0	N/A
Mail Ballot	0	0	0	N/A
Total	0	0	0	N/A
7023604				
Poll Place	0	0	0	N/A
Vote by Mail	0	0	0	N/A
Mail Ballot	0	0	0	N/A
Total	0	0	0	N/A
7023606				
Poll Place	0	0	0	N/A
Vote by Mail	0	0	0	N/A
Mail Ballot	0	0	0	N/A
Total	0	0	0	N/A
7023610				
Poll Place	233	0	0	0.00%
Vote by Mail	233	0	0	0.00%
Mail Ballot	233	172	172	73.82%
Total	233	172	172	73.82%

Precinct	Registered Voters	Cards Cast	Voters Cast	% Turnout
7023766				
Poll Place	1	0	0	0.00%
Vote by Mail	1	0	0	0.00%
Mail Ballot	1	1	1	100.00%
Total	1	1	1	100.00%
7025274				
Poll Place	0	0	0	N/A
Vote by Mail	0	0	0	N/A
Mail Ballot	0	0	0	N/A
Total	0	0	0	N/A
7025275				
Poll Place	0	0	0	N/A
Vote by Mail	0	0	0	N/A
Mail Ballot	0	0	0	N/A
Total	0	0	0	N/A
7025276				
Poll Place	0	0	0	N/A
Vote by Mail	0	0	0	N/A
Mail Ballot	0	0	0	N/A
Total	0	0	0	N/A
7025277				
Poll Place	0	0	0	N/A
Vote by Mail	0	0	0	N/A
Mail Ballot	0	0	0	N/A
Total	0	0	0	N/A
7025278				
Poll Place	0	0	0	N/A
Vote by Mail	0	0	0	N/A
Mail Ballot	0	0	0	N/A
Total	0	0	0	N/A
7025280				
Poll Place	174	0	0	0.00%
Vote by Mail	174	0	0	0.00%
Mail Ballot	174	137	137	78.74%
Total	174	137	137	78.74%

Precinct	Registered Voters	Cards Cast	Voters Cast	% Turnout
7030083				
Poll Place	262	0	0	0.00%
Vote by Mail	262	0	0	0.00%
Mail Ballot	262	192	192	73.28%
Total	262	192	192	73.28%
7030303				
Poll Place	294	0	0	0.00%
Vote by Mail	294	0	0	0.00%
Mail Ballot	294	243	243	82.65%
Total	294	243	243	82.65%
7030324				
Poll Place	173	0	0	0.00%
Vote by Mail	173	0	0	0.00%
Mail Ballot	173	86	86	49.71%
Total	173	86	86	49.71%
7030327				
Poll Place	44	0	0	0.00%
Vote by Mail	44	0	0	0.00%
Mail Ballot	44	40	40	90.91%
Total	44	40	40	90.91%
7030329				
Poll Place	0	0	0	N/A
Vote by Mail	0	0	0	N/A
Mail Ballot	0	0	0	N/A
Total	0	0	0	N/A
7030330				
Poll Place	140	0	0	0.00%
Vote by Mail	140	0	0	0.00%
Mail Ballot	140	95	95	67.86%
Total	140	95	95	67.86%
7030331				
Poll Place	95	0	0	0.00%
Vote by Mail	95	0	0	0.00%
Mail Ballot	95	58	58	61.05%
Total	95	58	58	61.05%

Precinct	Registered Voters	Cards Cast	Voters Cast	% Turnout
7030336				
Poll Place	0	0	0	N/A
Vote by Mail	0	0	0	N/A
Mail Ballot	0	0	0	N/A
Total	0	0	0	N/A
7030343				
Poll Place	91	0	0	0.00%
Vote by Mail	91	0	0	0.00%
Mail Ballot	91	45	45	49.45%
Total	91	45	45	49.45%
7030344				
Poll Place	335	0	0	0.00%
Vote by Mail	335	0	0	0.00%
Mail Ballot	335	181	181	54.03%
Total	335	181	181	54.03%
7030357				
Poll Place	0	0	0	N/A
Vote by Mail	0	0	0	N/A
Mail Ballot	0	0	0	N/A
Total	0	0	0	N/A
7030371				
Poll Place	282	0	0	0.00%
Vote by Mail	282	0	0	0.00%
Mail Ballot	282	173	173	61.35%
Total	282	173	173	61.35%
7030372				
Poll Place	206	0	0	0.00%
Vote by Mail	206	0	0	0.00%
Mail Ballot	206	181	181	87.86%
Total	206	181	181	87.86%
7030395				
Poll Place	1	0	0	0.00%
Vote by Mail	1	0	0	0.00%
Mail Ballot	1	1	1	100.00%
Total	1	1	1	100.00%

Precinct	Registered Voters	Cards Cast	Voters Cast	% Turnout
7031178				
Poll Place	0	0	0	N/A
Vote by Mail	0	0	0	N/A
Mail Ballot	0	0	0	N/A
Total	0	0	0	N/A
7031211				
Poll Place	46	0	0	0.00%
Vote by Mail	46	0	0	0.00%
Mail Ballot	46	30	30	65.22%
Total	46	30	30	65.22%
7031212				
Poll Place	253	0	0	0.00%
Vote by Mail	253	0	0	0.00%
Mail Ballot	253	137	137	54.15%
Total	253	137	137	54.15%
7031217				
Poll Place	89	0	0	0.00%
Vote by Mail	89	0	0	0.00%
Mail Ballot	89	61	61	68.54%
Total	89	61	61	68.54%
7031665				
Poll Place	247	0	0	0.00%
Vote by Mail	247	0	0	0.00%
Mail Ballot	247	159	159	64.37%
Total	247	159	159	64.37%
7031740				
Poll Place	127	0	0	0.00%
Vote by Mail	127	0	0	0.00%
Mail Ballot	127	78	78	61.42%
Total	127	78	78	61.42%
7032213				
Poll Place	15	0	0	0.00%
Vote by Mail	15	0	0	0.00%
Mail Ballot	15	11	11	73.33%
Total	15	11	11	73.33%

Precinct	Registered Voters	Cards Cast	Voters Cast	% Turnout
7032239				
Poll Place	0	0	0	N/A
Vote by Mail	0	0	0	N/A
Mail Ballot	0	0	0	N/A
Total	0	0	0	N/A
7032253				
Poll Place	50	0	0	0.00%
Vote by Mail	50	0	0	0.00%
Mail Ballot	50	27	27	54.00%
Total	50	27	27	54.00%
7032381				
Poll Place	52	0	0	0.00%
Vote by Mail	52	0	0	0.00%
Mail Ballot	52	33	33	63.46%
Total	52	33	33	63.46%
7032386				
Poll Place	4	0	0	0.00%
Vote by Mail	4	0	0	0.00%
Mail Ballot	4	2	2	50.00%
Total	4	2	2	50.00%
7032387				
Poll Place	149	0	0	0.00%
Vote by Mail	149	0	0	0.00%
Mail Ballot	149	89	89	59.73%
Total	149	89	89	59.73%
7032493				
Poll Place	0	0	0	N/A
Vote by Mail	0	0	0	N/A
Mail Ballot	0	0	0	N/A
Total	0	0	0	N/A
7032752				
Poll Place	80	0	0	0.00%
Vote by Mail	80	0	0	0.00%
Mail Ballot	80	66	66	82.50%
Total	80	66	66	82.50%

Precinct	Registered Voters	Cards Cast	Voters Cast	% Turnout
7033210				
Poll Place	306	0	0	0.00%
Vote by Mail	306	0	0	0.00%
Mail Ballot	306	221	221	72.22%
Total	306	221	221	72.22%
7033223				
Poll Place	198	0	0	0.00%
Vote by Mail	198	0	0	0.00%
Mail Ballot	198	113	113	57.07%
Total	198	113	113	57.07%
7033226				
Poll Place	225	0	0	0.00%
Vote by Mail	225	0	0	0.00%
Mail Ballot	225	148	148	65.78%
Total	225	148	148	65.78%
7033491				
Poll Place	256	0	0	0.00%
Vote by Mail	256	0	0	0.00%
Mail Ballot	256	110	110	42.97%
Total	256	110	110	42.97%
7033499				
Poll Place	121	0	0	0.00%
Vote by Mail	121	0	0	0.00%
Mail Ballot	121	67	67	55.37%
Total	121	67	67	55.37%
7035600				
Poll Place	101	0	0	0.00%
Vote by Mail	101	0	0	0.00%
Mail Ballot	101	86	86	85.15%
Total	101	86	86	85.15%
7035639				
Poll Place	67	0	0	0.00%
Vote by Mail	67	0	0	0.00%
Mail Ballot	67	64	64	95.52%
Total	67	64	64	95.52%

Precinct	Registered Voters	Cards Cast	Voters Cast	% Turnout
7035662				
Poll Place	485	0	0	0.00%
Vote by Mail	485	0	0	0.00%
Mail Ballot	485	381	381	78.56%
Total	485	381	381	78.56%
7035663				
Poll Place	19	0	0	0.00%
Vote by Mail	19	0	0	0.00%
Mail Ballot	19	12	12	63.16%
Total	19	12	12	63.16%
7035670				
Poll Place	0	0	0	N/A
Vote by Mail	0	0	0	N/A
Mail Ballot	0	0	0	N/A
Total	0	0	0	N/A
7035676				
Poll Place	2	0	0	0.00%
Vote by Mail	2	0	0	0.00%
Mail Ballot	2	2	2	100.00%
Total	2	2	2	100.00%
7035683				
Poll Place	0	0	0	N/A
Vote by Mail	0	0	0	N/A
Mail Ballot	0	0	0	N/A
Total	0	0	0	N/A
7035685				
Poll Place	38	0	0	0.00%
Vote by Mail	38	0	0	0.00%
Mail Ballot	38	12	12	31.58%
Total	38	12	12	31.58%
7035687				
Poll Place	0	0	0	N/A
Vote by Mail	0	0	0	N/A
Mail Ballot	0	0	0	N/A
Total	0	0	0	N/A

Precinct	Registered Voters	Cards Cast	Voters Cast	% Turnout
7035692				
Poll Place	0	0	0	N/A
Vote by Mail	0	0	0	N/A
Mail Ballot	0	0	0	N/A
Total	0	0	0	N/A
7040140				
Poll Place	34	0	0	0.00%
Vote by Mail	34	0	0	0.00%
Mail Ballot	34	24	24	70.59%
Total	34	24	24	70.59%
7040141				
Poll Place	0	0	0	N/A
Vote by Mail	0	0	0	N/A
Mail Ballot	0	0	0	N/A
Total	0	0	0	N/A
7040142				
Poll Place	51	0	0	0.00%
Vote by Mail	51	0	0	0.00%
Mail Ballot	51	35	35	68.63%
Total	51	35	35	68.63%
7040144				
Poll Place	56	0	0	0.00%
Vote by Mail	56	0	0	0.00%
Mail Ballot	56	44	44	78.57%
Total	56	44	44	78.57%
7040413				
Poll Place	210	0	0	0.00%
Vote by Mail	210	0	0	0.00%
Mail Ballot	210	187	187	89.05%
Total	210	187	187	89.05%
7040437				
Poll Place	2	0	0	0.00%
Vote by Mail	2	0	0	0.00%
Mail Ballot	2	2	2	100.00%
Total	2	2	2	100.00%

Precinct	Registered Voters	Cards Cast	Voters Cast	% Turnout
7040438				
Poll Place	0	0	0	N/A
Vote by Mail	0	0	0	N/A
Mail Ballot	0	0	0	N/A
Total	0	0	0	N/A
7040439				
Poll Place	257	0	0	0.00%
Vote by Mail	257	0	0	0.00%
Mail Ballot	257	226	226	87.94%
Total	257	226	226	87.94%
7040472				
Poll Place	453	0	0	0.00%
Vote by Mail	453	0	0	0.00%
Mail Ballot	453	344	344	75.94%
Total	453	344	344	75.94%
7040478				
Poll Place	489	0	0	0.00%
Vote by Mail	489	0	0	0.00%
Mail Ballot	489	444	444	90.80%
Total	489	444	444	90.80%
7040492				
Poll Place	0	0	0	N/A
Vote by Mail	0	0	0	N/A
Mail Ballot	0	0	0	N/A
Total	0	0	0	N/A
7041139				
Poll Place	22	0	0	0.00%
Vote by Mail	22	0	0	0.00%
Mail Ballot	22	18	18	81.82%
Total	22	18	18	81.82%
7041143				
Poll Place	66	0	0	0.00%
Vote by Mail	66	0	0	0.00%
Mail Ballot	66	50	50	75.76%
Total	66	50	50	75.76%

Precinct	Registered Voters	Cards Cast	Voters Cast	% Turnout
7041149				
Poll Place	99	0	0	0.00%
Vote by Mail	99	0	0	0.00%
Mail Ballot	99	59	59	59.60%
Total	99	59	59	59.60%
7041160				
Poll Place	4	0	0	0.00%
Vote by Mail	4	0	0	0.00%
Mail Ballot	4	4	4	100.00%
Total	4	4	4	100.00%
7041241				
Poll Place	173	0	0	0.00%
Vote by Mail	173	0	0	0.00%
Mail Ballot	173	129	129	74.57%
Total	173	129	129	74.57%
7041476				
Poll Place	21	0	0	0.00%
Vote by Mail	21	0	0	0.00%
Mail Ballot	21	16	16	76.19%
Total	21	16	16	76.19%
7041495				
Poll Place	216	0	0	0.00%
Vote by Mail	216	0	0	0.00%
Mail Ballot	216	185	185	85.65%
Total	216	185	185	85.65%
7041496				
Poll Place	12	0	0	0.00%
Vote by Mail	12	0	0	0.00%
Mail Ballot	12	9	9	75.00%
Total	12	9	9	75.00%
7041505				
Poll Place	86	0	0	0.00%
Vote by Mail	86	0	0	0.00%
Mail Ballot	86	77	77	89.53%
Total	86	77	77	89.53%

Precinct	Registered Voters	Cards Cast	Voters Cast	% Turnout
7041507				
Poll Place	0	0	0	N/A
Vote by Mail	0	0	0	N/A
Mail Ballot	0	0	0	N/A
Total	0	0	0	N/A
7041623				
Poll Place	21	0	0	0.00%
Vote by Mail	21	0	0	0.00%
Mail Ballot	21	15	15	71.43%
Total	21	15	15	71.43%
7041665				
Poll Place	76	0	0	0.00%
Vote by Mail	76	0	0	0.00%
Mail Ballot	76	68	68	89.47%
Total	76	68	68	89.47%
7041769				
Poll Place	240	0	0	0.00%
Vote by Mail	240	0	0	0.00%
Mail Ballot	240	173	173	72.08%
Total	240	173	173	72.08%
7041778				
Poll Place	0	0	0	N/A
Vote by Mail	0	0	0	N/A
Mail Ballot	0	0	0	N/A
Total	0	0	0	N/A
7041815				
Poll Place	0	0	0	N/A
Vote by Mail	0	0	0	N/A
Mail Ballot	0	0	0	N/A
Total	0	0	0	N/A
7041914				
Poll Place	236	0	0	0.00%
Vote by Mail	236	0	0	0.00%
Mail Ballot	236	202	202	85.59%
Total	236	202	202	85.59%

Precinct	Registered Voters	Cards Cast	Voters Cast	% Turnout
7041930				
Poll Place	50	0	0	0.00%
Vote by Mail	50	0	0	0.00%
Mail Ballot	50	38	38	76.00%
Total	50	38	38	76.00%
7042223				
Poll Place	5	0	0	0.00%
Vote by Mail	5	0	0	0.00%
Mail Ballot	5	3	3	60.00%
Total	5	3	3	60.00%
7042265				
Poll Place	35	0	0	0.00%
Vote by Mail	35	0	0	0.00%
Mail Ballot	35	24	24	68.57%
Total	35	24	24	68.57%
7042427				
Poll Place	44	0	0	0.00%
Vote by Mail	44	0	0	0.00%
Mail Ballot	44	29	29	65.91%
Total	44	29	29	65.91%
7042441				
Poll Place	0	0	0	N/A
Vote by Mail	0	0	0	N/A
Mail Ballot	0	0	0	N/A
Total	0	0	0	N/A
7042517				
Poll Place	6	0	0	0.00%
Vote by Mail	6	0	0	0.00%
Mail Ballot	6	4	4	66.67%
Total	6	4	4	66.67%
7042521				
Poll Place	32	0	0	0.00%
Vote by Mail	32	0	0	0.00%
Mail Ballot	32	21	21	65.63%
Total	32	21	21	65.63%

Precinct	Registered Voters	Cards Cast	Voters Cast	% Turnout
7042783				
Poll Place	0	0	0	N/A
Vote by Mail	0	0	0	N/A
Mail Ballot	0	0	0	N/A
Total	0	0	0	N/A
7042784				
Poll Place	2	0	0	0.00%
Vote by Mail	2	0	0	0.00%
Mail Ballot	2	2	2	100.00%
Total	2	2	2	100.00%
7042785				
Poll Place	0	0	0	N/A
Vote by Mail	0	0	0	N/A
Mail Ballot	0	0	0	N/A
Total	0	0	0	N/A
7042789				
Poll Place	0	0	0	N/A
Vote by Mail	0	0	0	N/A
Mail Ballot	0	0	0	N/A
Total	0	0	0	N/A
7042910				
Poll Place	0	0	0	N/A
Vote by Mail	0	0	0	N/A
Mail Ballot	0	0	0	N/A
Total	0	0	0	N/A
7043044				
Poll Place	4	0	0	0.00%
Vote by Mail	4	0	0	0.00%
Mail Ballot	4	2	2	50.00%
Total	4	2	2	50.00%
7043063				
Poll Place	0	0	0	N/A
Vote by Mail	0	0	0	N/A
Mail Ballot	0	0	0	N/A
Total	0	0	0	N/A

Precinct	Registered Voters	Cards Cast	Voters Cast	% Turnout
7043101				
Poll Place	0	0	0	N/A
Vote by Mail	0	0	0	N/A
Mail Ballot	0	0	0	N/A
Total	0	0	0	N/A
7043295				
Poll Place	615	0	0	0.00%
Vote by Mail	615	0	0	0.00%
Mail Ballot	615	387	387	62.93%
Total	615	387	387	62.93%
7043458				
Poll Place	0	0	0	N/A
Vote by Mail	0	0	0	N/A
Mail Ballot	0	0	0	N/A
Total	0	0	0	N/A
7043561				
Poll Place	227	0	0	0.00%
Vote by Mail	227	0	0	0.00%
Mail Ballot	227	132	132	58.15%
Total	227	132	132	58.15%
7043576				
Poll Place	0	0	0	N/A
Vote by Mail	0	0	0	N/A
Mail Ballot	0	0	0	N/A
Total	0	0	0	N/A
7044116				
Poll Place	18	0	0	0.00%
Vote by Mail	18	0	0	0.00%
Mail Ballot	18	16	16	88.89%
Total	18	16	16	88.89%
7044120				
Poll Place	314	0	0	0.00%
Vote by Mail	314	0	0	0.00%
Mail Ballot	314	278	278	88.54%
Total	314	278	278	88.54%

Precinct	Registered Voters	Cards Cast	Voters Cast	% Turnout
7044123				
Poll Place	683	0	0	0.00%
Vote by Mail	683	0	0	0.00%
Mail Ballot	683	574	574	84.04%
Total	683	574	574	84.04%
7044133				
Poll Place	0	0	0	N/A
Vote by Mail	0	0	0	N/A
Mail Ballot	0	0	0	N/A
Total	0	0	0	N/A
7050025				
Poll Place	64	0	0	0.00%
Vote by Mail	64	0	0	0.00%
Mail Ballot	64	41	41	64.06%
Total	64	41	41	64.06%
7050030				
Poll Place	191	0	0	0.00%
Vote by Mail	191	0	0	0.00%
Mail Ballot	191	99	99	51.83%
Total	191	99	99	51.83%
7050032				
Poll Place	8	0	0	0.00%
Vote by Mail	8	0	0	0.00%
Mail Ballot	8	1	1	12.50%
Total	8	1	1	12.50%
7050212				
Poll Place	0	0	0	N/A
Vote by Mail	0	0	0	N/A
Mail Ballot	0	0	0	N/A
Total	0	0	0	N/A
7050220				
Poll Place	182	0	0	0.00%
Vote by Mail	182	0	0	0.00%
Mail Ballot	182	78	78	42.86%
Total	182	78	78	42.86%

Precinct	Registered Voters	Cards Cast	Voters Cast	% Turnout
7050221				
Poll Place	251	0	0	0.00%
Vote by Mail	251	0	0	0.00%
Mail Ballot	251	94	94	37.45%
Total	251	94	94	37.45%
7050504				
Poll Place	57	0	0	0.00%
Vote by Mail	57	0	0	0.00%
Mail Ballot	57	19	19	33.33%
Total	57	19	19	33.33%
7050526				
Poll Place	0	0	0	N/A
Vote by Mail	0	0	0	N/A
Mail Ballot	0	0	0	N/A
Total	0	0	0	N/A
7050529				
Poll Place	2	0	0	0.00%
Vote by Mail	2	0	0	0.00%
Mail Ballot	2	0	0	0.00%
Total	2	0	0	0.00%
7050537				
Poll Place	276	0	0	0.00%
Vote by Mail	276	0	0	0.00%
Mail Ballot	276	167	167	60.51%
Total	276	167	167	60.51%
7050540				
Poll Place	81	0	0	0.00%
Vote by Mail	81	0	0	0.00%
Mail Ballot	81	33	33	40.74%
Total	81	33	33	40.74%
7050542				
Poll Place	420	0	0	0.00%
Vote by Mail	420	0	0	0.00%
Mail Ballot	420	245	245	58.33%
Total	420	245	245	58.33%

Precinct	Registered Voters	Cards Cast	Voters Cast	% Turnout
7050546				
Poll Place	0	0	0	N/A
Vote by Mail	0	0	0	N/A
Mail Ballot	0	0	0	N/A
Total	0	0	0	N/A
7050551				
Poll Place	403	0	0	0.00%
Vote by Mail	403	0	0	0.00%
Mail Ballot	403	239	239	59.31%
Total	403	239	239	59.31%
7050557				
Poll Place	75	0	0	0.00%
Vote by Mail	75	0	0	0.00%
Mail Ballot	75	43	43	57.33%
Total	75	43	43	57.33%
7050561				
Poll Place	227	0	0	0.00%
Vote by Mail	227	0	0	0.00%
Mail Ballot	227	131	131	57.71%
Total	227	131	131	57.71%
7050563				
Poll Place	0	0	0	N/A
Vote by Mail	0	0	0	N/A
Mail Ballot	0	0	0	N/A
Total	0	0	0	N/A
7050564				
Poll Place	0	0	0	N/A
Vote by Mail	0	0	0	N/A
Mail Ballot	0	0	0	N/A
Total	0	0	0	N/A
7050566				
Poll Place	0	0	0	N/A
Vote by Mail	0	0	0	N/A
Mail Ballot	0	0	0	N/A
Total	0	0	0	N/A

Precinct	Registered Voters	Cards Cast	Voters Cast	% Turnout
7050573				
Poll Place	0	0	0	N/A
Vote by Mail	0	0	0	N/A
Mail Ballot	0	0	0	N/A
Total	0	0	0	N/A
7050579				
Poll Place	139	0	0	0.00%
Vote by Mail	139	0	0	0.00%
Mail Ballot	139	78	78	56.12%
Total	139	78	78	56.12%
7050581				
Poll Place	234	0	0	0.00%
Vote by Mail	234	0	0	0.00%
Mail Ballot	234	111	111	47.44%
Total	234	111	111	47.44%
7050582				
Poll Place	29	0	0	0.00%
Vote by Mail	29	0	0	0.00%
Mail Ballot	29	14	14	48.28%
Total	29	14	14	48.28%
7050597				
Poll Place	3	0	0	0.00%
Vote by Mail	3	0	0	0.00%
Mail Ballot	3	2	2	66.67%
Total	3	2	2	66.67%
7050702				
Poll Place	236	0	0	0.00%
Vote by Mail	236	0	0	0.00%
Mail Ballot	236	145	145	61.44%
Total	236	145	145	61.44%
7050707				
Poll Place	249	0	0	0.00%
Vote by Mail	249	0	0	0.00%
Mail Ballot	249	148	148	59.44%
Total	249	148	148	59.44%

Precinct	Registered Voters	Cards Cast	Voters Cast	% Turnout
7050712				
Poll Place	0	0	0	N/A
Vote by Mail	0	0	0	N/A
Mail Ballot	0	0	0	N/A
Total	0	0	0	N/A
7050713				
Poll Place	355	0	0	0.00%
Vote by Mail	355	0	0	0.00%
Mail Ballot	355	224	224	63.10%
Total	355	224	224	63.10%
7050726				
Poll Place	298	0	0	0.00%
Vote by Mail	298	0	0	0.00%
Mail Ballot	298	215	215	72.15%
Total	298	215	215	72.15%
7050730				
Poll Place	8	0	0	0.00%
Vote by Mail	8	0	0	0.00%
Mail Ballot	8	2	2	25.00%
Total	8	2	2	25.00%
7050732				
Poll Place	74	0	0	0.00%
Vote by Mail	74	0	0	0.00%
Mail Ballot	74	44	44	59.46%
Total	74	44	44	59.46%
7050734				
Poll Place	161	0	0	0.00%
Vote by Mail	161	0	0	0.00%
Mail Ballot	161	87	87	54.04%
Total	161	87	87	54.04%
7050748				
Poll Place	111	0	0	0.00%
Vote by Mail	111	0	0	0.00%
Mail Ballot	111	49	49	44.14%
Total	111	49	49	44.14%

Precinct	Registered Voters	Cards Cast	Voters Cast	% Turnout
7050749				
Poll Place	141	0	0	0.00%
Vote by Mail	141	0	0	0.00%
Mail Ballot	141	80	80	56.74%
Total	141	80	80	56.74%
7050758				
Poll Place	4	0	0	0.00%
Vote by Mail	4	0	0	0.00%
Mail Ballot	4	4	4	100.00%
Total	4	4	4	100.00%
7050759				
Poll Place	20	0	0	0.00%
Vote by Mail	20	0	0	0.00%
Mail Ballot	20	14	14	70.00%
Total	20	14	14	70.00%
7050760				
Poll Place	0	0	0	N/A
Vote by Mail	0	0	0	N/A
Mail Ballot	0	0	0	N/A
Total	0	0	0	N/A
7050764				
Poll Place	0	0	0	N/A
Vote by Mail	0	0	0	N/A
Mail Ballot	0	0	0	N/A
Total	0	0	0	N/A
7050769				
Poll Place	0	0	0	N/A
Vote by Mail	0	0	0	N/A
Mail Ballot	0	0	0	N/A
Total	0	0	0	N/A
7051188				
Poll Place	18	0	0	0.00%
Vote by Mail	18	0	0	0.00%
Mail Ballot	18	8	8	44.44%
Total	18	8	8	44.44%

Precinct	Registered Voters	Cards Cast	Voters Cast	% Turnout
7051233				
Poll Place	284	0	0	0.00%
Vote by Mail	284	0	0	0.00%
Mail Ballot	284	171	171	60.21%
Total	284	171	171	60.21%
7051293				
Poll Place	177	0	0	0.00%
Vote by Mail	177	0	0	0.00%
Mail Ballot	177	115	115	64.97%
Total	177	115	115	64.97%
7051294				
Poll Place	63	0	0	0.00%
Vote by Mail	63	0	0	0.00%
Mail Ballot	63	14	14	22.22%
Total	63	14	14	22.22%
7051295				
Poll Place	15	0	0	0.00%
Vote by Mail	15	0	0	0.00%
Mail Ballot	15	8	8	53.33%
Total	15	8	8	53.33%
7051297				
Poll Place	209	0	0	0.00%
Vote by Mail	209	0	0	0.00%
Mail Ballot	209	153	153	73.21%
Total	209	153	153	73.21%
7051298				
Poll Place	289	0	0	0.00%
Vote by Mail	289	0	0	0.00%
Mail Ballot	289	157	157	54.33%
Total	289	157	157	54.33%
7051490				
Poll Place	7	0	0	0.00%
Vote by Mail	7	0	0	0.00%
Mail Ballot	7	3	3	42.86%
Total	7	3	3	42.86%

Precinct	Registered Voters	Cards Cast	Voters Cast	% Turnout
7051494				
Poll Place	5	0	0	0.00%
Vote by Mail	5	0	0	0.00%
Mail Ballot	5	3	3	60.00%
Total	5	3	3	60.00%
7051679				
Poll Place	71	0	0	0.00%
Vote by Mail	71	0	0	0.00%
Mail Ballot	71	23	23	32.39%
Total	71	23	23	32.39%
7051704				
Poll Place	70	0	0	0.00%
Vote by Mail	70	0	0	0.00%
Mail Ballot	70	37	37	52.86%
Total	70	37	37	52.86%
7051739				
Poll Place	178	0	0	0.00%
Vote by Mail	178	0	0	0.00%
Mail Ballot	178	115	115	64.61%
Total	178	115	115	64.61%
7051751				
Poll Place	332	0	0	0.00%
Vote by Mail	332	0	0	0.00%
Mail Ballot	332	182	182	54.82%
Total	332	182	182	54.82%
7051779				
Poll Place	0	0	0	N/A
Vote by Mail	0	0	0	N/A
Mail Ballot	0	0	0	N/A
Total	0	0	0	N/A
7051972				
Poll Place	7	0	0	0.00%
Vote by Mail	7	0	0	0.00%
Mail Ballot	7	4	4	57.14%
Total	7	4	4	57.14%

Precinct	Registered Voters	Cards Cast	Voters Cast	% Turnout
7052140				
Poll Place	203	0	0	0.00%
Vote by Mail	203	0	0	0.00%
Mail Ballot	203	136	136	67.00%
Total	203	136	136	67.00%
7052142				
Poll Place	9	0	0	0.00%
Vote by Mail	9	0	0	0.00%
Mail Ballot	9	6	6	66.67%
Total	9	6	6	66.67%
7052143				
Poll Place	139	0	0	0.00%
Vote by Mail	139	0	0	0.00%
Mail Ballot	139	87	87	62.59%
Total	139	87	87	62.59%
7052272				
Poll Place	14	0	0	0.00%
Vote by Mail	14	0	0	0.00%
Mail Ballot	14	5	5	35.71%
Total	14	5	5	35.71%
7052770				
Poll Place	178	0	0	0.00%
Vote by Mail	178	0	0	0.00%
Mail Ballot	178	69	69	38.76%
Total	178	69	69	38.76%
7053012				
Poll Place	114	0	0	0.00%
Vote by Mail	114	0	0	0.00%
Mail Ballot	114	65	65	57.02%
Total	114	65	65	57.02%
7053449				
Poll Place	11	0	0	0.00%
Vote by Mail	11	0	0	0.00%
Mail Ballot	11	9	9	81.82%
Total	11	9	9	81.82%

Precinct	Registered Voters	Cards Cast	Voters Cast	% Turnout
7053495				
Poll Place	0	0	0	N/A
Vote by Mail	0	0	0	N/A
Mail Ballot	0	0	0	N/A
Total	0	0	0	N/A
7053752				
Poll Place	10	0	0	0.00%
Vote by Mail	10	0	0	0.00%
Mail Ballot	10	8	8	80.00%
Total	10	8	8	80.00%
7053765				
Poll Place	2	0	0	0.00%
Vote by Mail	2	0	0	0.00%
Mail Ballot	2	2	2	100.00%
Total	2	2	2	100.00%
Kern County - Total	425,526	309,143	309,143	72.65%
Cumulative				
Cumulative				
Poll Place	0	0	0	N/A
Vote by Mail	0	0	0	N/A
Mail Ballot	0	0	0	N/A
Total	0	0	0	N/A
Cumulative - Total	0	0	0	N/A
County - Total	425,526	309,143	309,143	72.65%
Poll Place	425,526	42,238	42,238	9.93%
Vote by Mail	425,526	244,086	244,086	57.36%
Mail Ballot	425,526	22,819	22,819	5.36%

President (Vote for 1)

Precinct	Registered Voters
County	
Kern County	
0011155	
Poll Place	1,261
Vote by Mail	1,261
Mail Ballot	1,261
Total	1,261
0011190	
Poll Place	1,610
Vote by Mail	1,610
Mail Ballot	1,610
Total	1,610
0011195	
Poll Place	1,366
Vote by Mail	1,366
Mail Ballot	1,366
Total	1,366
0011530	
Poll Place	929
Vote by Mail	929
Mail Ballot	929
Total	929
0011540	
Poll Place	1,054
Vote by Mail	1,054
Mail Ballot	1,054
Total	1,054

Precinct	JOSEPH R. BIDEN FOR PRESIDENT (DEM)		DONALD J. TRUMP FOR PRESIDENT (REP)	
County				
Kern County				
0011155				
Poll Place	35	15.49%	188	83.19%
Vote by Mail	221	29.27%	517	68.48%
Mail Ballot	0		0	
Total	256	26.10%	705	71.87%
0011190				
Poll Place	33	18.75%	142	80.68%
Vote by Mail	379	34.77%	683	62.66%
Mail Ballot	0		0	
Total	412	32.54%	825	65.17%
0011195				
Poll Place	29	11.20%	229	88.42%
Vote by Mail	216	21.62%	767	76.78%
Mail Ballot	0		0	
Total	245	19.48%	996	79.17%
0011530				
Poll Place	64	76.19%	19	22.62%
Vote by Mail	373	80.04%	87	18.67%
Mail Ballot	0		0	
Total	437	79.45%	106	19.27%
0011540				
Poll Place	44	58.67%	30	40.00%
Vote by Mail	357	68.39%	160	30.65%
Mail Ballot	0		0	
Total	401	67.17%	190	31.83%

Precinct	GLORIA LA RIVA FOR PRESIDENT (PF)		ROQUE "ROCKY" DE LA FUENTE GUERRA FOR PRESIDENT (AIP)		HOWIE HAWKINS FOR PRESIDENT (GRN)		JO JORGENSEN FOR PRESIDENT (LIB)		Total Votes	Brian Carroll Qualified Write In		Mark Charles Qualified Write In	
County													
Kern County													
0011155													
Poll Place	1	0.44%	0	0.00%	1	0.44%	1	0.44%	226	0	0.00%	0	0.00%
Vote by Mail	5	0.66%	1	0.13%	5	0.66%	6	0.79%	755	0	0.00%	0	0.00%
Mail Ballot	0		0		0		0		0	0		0	
Total	6	0.61%	1	0.10%	6	0.61%	7	0.71%	981	0	0.00%	0	0.00%
0011190													
Poll Place	0	0.00%	0	0.00%	1	0.57%	0	0.00%	176	0	0.00%	0	0.00%
Vote by Mail	6	0.55%	4	0.37%	3	0.28%	15	1.38%	1,090	0	0.00%	0	0.00%
Mail Ballot	0		0		0		0		0	0		0	
Total	6	0.47%	4	0.32%	4	0.32%	15	1.18%	1,266	0	0.00%	0	0.00%
0011195													
Poll Place	0	0.00%	0	0.00%	0	0.00%	1	0.39%	259	0	0.00%	0	0.00%
Vote by Mail	0	0.00%	0	0.00%	3	0.30%	13	1.30%	999	0	0.00%	0	0.00%
Mail Ballot	0		0		0		0		0	0		0	
Total	0	0.00%	0	0.00%	3	0.24%	14	1.11%	1,258	0	0.00%	0	0.00%
0011530													
Poll Place	1	1.19%	0	0.00%	0	0.00%	0	0.00%	84	0	0.00%	0	0.00%
Vote by Mail	3	0.64%	3	0.64%	0	0.00%	0	0.00%	466	0	0.00%	0	0.00%
Mail Ballot	0		0		0		0		0	0		0	
Total	4	0.73%	3	0.55%	0	0.00%	0	0.00%	550	0	0.00%	0	0.00%
0011540													
Poll Place	0	0.00%	0	0.00%	1	1.33%	0	0.00%	75	0	0.00%	0	0.00%
Vote by Mail	1	0.19%	2	0.38%	2	0.38%	0	0.00%	522	0	0.00%	0	0.00%
Mail Ballot	0		0		0		0		0	0		0	
Total	1	0.17%	2	0.34%	3	0.50%	0	0.00%	597	0	0.00%	0	0.00%

Precinct	Joseph Kishore Qualified Write In		Brock Pierce Qualified Write In		Jesse Ventura Qualified Write In	
County						
Kern County						
0011155						
Poll Place	0	0.00%	0	0.00%	0	0.00%
Vote by Mail	0	0.00%	0	0.00%	0	0.00%
Mail Ballot	0		0		0	
Total	0	0.00%	0	0.00%	0	0.00%
0011190						
Poll Place	0	0.00%	0	0.00%	0	0.00%
Vote by Mail	0	0.00%	0	0.00%	0	0.00%
Mail Ballot	0		0		0	
Total	0	0.00%	0	0.00%	0	0.00%
0011195						
Poll Place	0	0.00%	0	0.00%	0	0.00%
Vote by Mail	0	0.00%	0	0.00%	0	0.00%
Mail Ballot	0		0		0	
Total	0	0.00%	0	0.00%	0	0.00%
0011530						
Poll Place	0	0.00%	0	0.00%	0	0.00%
Vote by Mail	0	0.00%	0	0.00%	0	0.00%
Mail Ballot	0		0		0	
Total	0	0.00%	0	0.00%	0	0.00%
0011540						
Poll Place	0	0.00%	0	0.00%	0	0.00%
Vote by Mail	0	0.00%	0	0.00%	0	0.00%
Mail Ballot	0		0		0	
Total	0	0.00%	0	0.00%	0	0.00%

Precinct	Registered Voters
0011546	
Poll Place	1,123
Vote by Mail	1,123
Mail Ballot	1,123
Total	1,123
0011548	
Poll Place	1,615
Vote by Mail	1,615
Mail Ballot	1,615
Total	1,615
0011550	
Poll Place	1,408
Vote by Mail	1,408
Mail Ballot	1,408
Total	1,408
0011552	
Poll Place	1,346
Vote by Mail	1,346
Mail Ballot	1,346
Total	1,346
0011554	
Poll Place	1,660
Vote by Mail	1,660
Mail Ballot	1,660
Total	1,660
0011557	
Poll Place	1,632
Vote by Mail	1,632
Mail Ballot	1,632
Total	1,632

Precinct	JOSEPH R. BIDEN FOR PRESIDENT (DEM)		DONALD J. TRUMP FOR PRESIDENT (REP)	
0011546				
Poll Place	45	51.14%	40	45.45%
Vote by Mail	407	69.69%	157	26.88%
Mail Ballot	0		0	
Total	452	67.26%	197	29.32%
0011548				
Poll Place	64	57.66%	44	39.64%
Vote by Mail	683	63.77%	369	34.45%
Mail Ballot	0		0	
Total	747	63.20%	413	34.94%
0011550				
Poll Place	34	39.08%	50	57.47%
Vote by Mail	588	69.26%	243	28.62%
Mail Ballot	0		0	
Total	622	66.45%	293	31.30%
0011552				
Poll Place	61	55.96%	45	41.28%
Vote by Mail	476	65.21%	245	33.56%
Mail Ballot	0		0	
Total	537	64.00%	290	34.56%
0011554				
Poll Place	96	71.64%	38	28.36%
Vote by Mail	604	74.11%	194	23.80%
Mail Ballot	0		0	
Total	700	73.76%	232	24.45%
0011557				
Poll Place	73	60.83%	44	36.67%
Vote by Mail	637	76.20%	185	22.13%
Mail Ballot	0		0	
Total	710	74.27%	229	23.95%

Precinct	GLORIA LA RIVA FOR PRESIDENT (PF)		ROQUE "ROCKY" DE LA FUENTE GUERRA FOR PRESIDENT (AIP)		HOWIE HAWKINS FOR PRESIDENT (GRN)		JO JORGENSEN FOR PRESIDENT (LIB)		Total Votes	Brian Carroll Qualified Write In		Mark Charles Qualified Write In	
0011546													
Poll Place	2	2.27%	1	1.14%	0	0.00%	0	0.00%	88	0	0.00%	0	0.00%
Vote by Mail	10	1.71%	6	1.03%	1	0.17%	3	0.51%	584	0	0.00%	0	0.00%
Mail Ballot	0		0		0		0		0	0		0	
Total	12	1.79%	7	1.04%	1	0.15%	3	0.45%	672	0	0.00%	0	0.00%
0011548													
Poll Place	3	2.70%	0	0.00%	0	0.00%	0	0.00%	111	0	0.00%	0	0.00%
Vote by Mail	4	0.37%	6	0.56%	5	0.47%	4	0.37%	1,071	0	0.00%	0	0.00%
Mail Ballot	0		0		0		0		0	0		0	
Total	7	0.59%	6	0.51%	5	0.42%	4	0.34%	1,182	0	0.00%	0	0.00%
0011550													
Poll Place	1	1.15%	1	1.15%	0	0.00%	1	1.15%	87	0	0.00%	0	0.00%
Vote by Mail	2	0.24%	5	0.59%	4	0.47%	5	0.59%	849	2	0.24%	0	0.00%
Mail Ballot	0		0		0		0		0	0		0	
Total	3	0.32%	6	0.64%	4	0.43%	6	0.64%	936	2	0.21%	0	0.00%
0011552													
Poll Place	0	0.00%	0	0.00%	0	0.00%	3	2.75%	109	0	0.00%	0	0.00%
Vote by Mail	1	0.14%	3	0.41%	2	0.27%	3	0.41%	730	0	0.00%	0	0.00%
Mail Ballot	0		0		0		0		0	0		0	
Total	1	0.12%	3	0.36%	2	0.24%	6	0.72%	839	0	0.00%	0	0.00%
0011554													
Poll Place	0	0.00%	0	0.00%	0	0.00%	0	0.00%	134	0	0.00%	0	0.00%
Vote by Mail	6	0.74%	5	0.61%	3	0.37%	3	0.37%	815	0	0.00%	0	0.00%
Mail Ballot	0		0		0		0		0	0		0	
Total	6	0.63%	5	0.53%	3	0.32%	3	0.32%	949	0	0.00%	0	0.00%
0011557													
Poll Place	0	0.00%	1	0.83%	0	0.00%	2	1.67%	120	0	0.00%	0	0.00%
Vote by Mail	5	0.60%	2	0.24%	0	0.00%	7	0.84%	836	0	0.00%	0	0.00%
Mail Ballot	0		0		0		0		0	0		0	
Total	5	0.52%	3	0.31%	0	0.00%	9	0.94%	956	0	0.00%	0	0.00%

Precinct	Joseph Kishore Qualified Write In		Brock Pierce Qualified Write In		Jesse Ventura Qualified Write In	
0011546						
Poll Place	0	0.00%	0	0.00%	0	0.00%
Vote by Mail	0	0.00%	0	0.00%	0	0.00%
Mail Ballot	0		0		0	
Total	0	0.00%	0	0.00%	0	0.00%
0011548						
Poll Place	0	0.00%	0	0.00%	0	0.00%
Vote by Mail	0	0.00%	0	0.00%	0	0.00%
Mail Ballot	0		0		0	
Total	0	0.00%	0	0.00%	0	0.00%
0011550						
Poll Place	0	0.00%	0	0.00%	0	0.00%
Vote by Mail	0	0.00%	0	0.00%	0	0.00%
Mail Ballot	0		0		0	
Total	0	0.00%	0	0.00%	0	0.00%
0011552						
Poll Place	0	0.00%	0	0.00%	0	0.00%
Vote by Mail	0	0.00%	0	0.00%	0	0.00%
Mail Ballot	0		0		0	
Total	0	0.00%	0	0.00%	0	0.00%
0011554						
Poll Place	0	0.00%	0	0.00%	0	0.00%
Vote by Mail	0	0.00%	0	0.00%	0	0.00%
Mail Ballot	0		0		0	
Total	0	0.00%	0	0.00%	0	0.00%
0011557						
Poll Place	0	0.00%	0	0.00%	0	0.00%
Vote by Mail	0	0.00%	0	0.00%	0	0.00%
Mail Ballot	0		0		0	
Total	0	0.00%	0	0.00%	0	0.00%

Precinct	Registered Voters
0011570	
Poll Place	1,087
Vote by Mail	1,087
Mail Ballot	1,087
Total	1,087
0011580	
Poll Place	1,070
Vote by Mail	1,070
Mail Ballot	1,070
Total	1,070
0011610	
Poll Place	882
Vote by Mail	882
Mail Ballot	882
Total	882
0011626	
Poll Place	1,859
Vote by Mail	1,859
Mail Ballot	1,859
Total	1,859
0011725	
Poll Place	1,209
Vote by Mail	1,209
Mail Ballot	1,209
Total	1,209
0011990	
Poll Place	836
Vote by Mail	836
Mail Ballot	836
Total	836

Precinct	JOSEPH R. BIDEN FOR PRESIDENT (DEM)		DONALD J. TRUMP FOR PRESIDENT (REP)	
0011570				
Poll Place	77	65.81%	38	32.48%
Vote by Mail	381	68.40%	166	29.80%
Mail Ballot	0		0	
Total	458	67.95%	204	30.27%
0011580				
Poll Place	58	55.77%	41	39.42%
Vote by Mail	414	69.12%	173	28.88%
Mail Ballot	0		0	
Total	472	67.14%	214	30.44%
0011610				
Poll Place	74	67.27%	31	28.18%
Vote by Mail	314	65.01%	164	33.95%
Mail Ballot	0		0	
Total	388	65.43%	195	32.88%
0011626				
Poll Place	59	54.13%	48	44.04%
Vote by Mail	770	64.87%	402	33.87%
Mail Ballot	0		0	
Total	829	63.97%	450	34.72%
0011725				
Poll Place	32	19.51%	128	78.05%
Vote by Mail	360	42.01%	487	56.83%
Mail Ballot	0		0	
Total	392	38.39%	615	60.24%
0011990				
Poll Place	18	9.84%	161	87.98%
Vote by Mail	184	36.01%	306	59.88%
Mail Ballot	0		0	
Total	202	29.11%	467	67.29%

Precinct	GLORIA LA RIVA FOR PRESIDENT (PF)		ROQUE "ROCKY" DE LA FUENTE GUERRA FOR PRESIDENT (AIP)		HOWIE HAWKINS FOR PRESIDENT (GRN)		JO JORGENSEN FOR PRESIDENT (LIB)		Total Votes	Brian Carroll Qualified Write In		Mark Charles Qualified Write In	
0011570													
Poll Place	0	0.00%	1	0.85%	0	0.00%	1	0.85%	117	0	0.00%	0	0.00%
Vote by Mail	2	0.36%	4	0.72%	3	0.54%	1	0.18%	557	0	0.00%	0	0.00%
Mail Ballot	0		0		0		0		0	0		0	
Total	2	0.30%	5	0.74%	3	0.45%	2	0.30%	674	0	0.00%	0	0.00%
0011580													
Poll Place	1	0.96%	1	0.96%	0	0.00%	3	2.88%	104	0	0.00%	0	0.00%
Vote by Mail	2	0.33%	3	0.50%	0	0.00%	5	0.83%	599	2	0.33%	0	0.00%
Mail Ballot	0		0		0		0		0	0		0	
Total	3	0.43%	4	0.57%	0	0.00%	8	1.14%	703	2	0.28%	0	0.00%
0011610													
Poll Place	3	2.73%	1	0.91%	0	0.00%	1	0.91%	110	0	0.00%	0	0.00%
Vote by Mail	2	0.41%	1	0.21%	1	0.21%	1	0.21%	483	0	0.00%	0	0.00%
Mail Ballot	0		0		0		0		0	0		0	
Total	5	0.84%	2	0.34%	1	0.17%	2	0.34%	593	0	0.00%	0	0.00%
0011626													
Poll Place	0	0.00%	0	0.00%	0	0.00%	2	1.83%	109	0	0.00%	0	0.00%
Vote by Mail	3	0.25%	7	0.59%	1	0.08%	3	0.25%	1,187	0	0.00%	0	0.00%
Mail Ballot	0		0		0		0		0	0		0	
Total	3	0.23%	7	0.54%	1	0.08%	5	0.39%	1,296	0	0.00%	0	0.00%
0011725													
Poll Place	1	0.61%	0	0.00%	1	0.61%	2	1.22%	164	0	0.00%	0	0.00%
Vote by Mail	2	0.23%	0	0.00%	2	0.23%	6	0.70%	857	0	0.00%	0	0.00%
Mail Ballot	0		0		0		0		0	0		0	
Total	3	0.29%	0	0.00%	3	0.29%	8	0.78%	1,021	0	0.00%	0	0.00%
0011990													
Poll Place	0	0.00%	0	0.00%	0	0.00%	4	2.19%	183	0	0.00%	0	0.00%
Vote by Mail	0	0.00%	3	0.59%	4	0.78%	14	2.74%	511	0	0.00%	0	0.00%
Mail Ballot	0		0		0		0		0	0		0	
Total	0	0.00%	3	0.43%	4	0.58%	18	2.59%	694	0	0.00%	0	0.00%

Precinct	Joseph Kishore Qualified Write In		Brock Pierce Qualified Write In		Jesse Ventura Qualified Write In	
0011570						
Poll Place	0	0.00%	0	0.00%	0	0.00%
Vote by Mail	0	0.00%	0	0.00%	0	0.00%
Mail Ballot	0		0		0	
Total	0	0.00%	0	0.00%	0	0.00%
0011580						
Poll Place	0	0.00%	0	0.00%	0	0.00%
Vote by Mail	0	0.00%	0	0.00%	0	0.00%
Mail Ballot	0		0		0	
Total	0	0.00%	0	0.00%	0	0.00%
0011610						
Poll Place	0	0.00%	0	0.00%	0	0.00%
Vote by Mail	0	0.00%	0	0.00%	0	0.00%
Mail Ballot	0		0		0	
Total	0	0.00%	0	0.00%	0	0.00%
0011626						
Poll Place	0	0.00%	0	0.00%	0	0.00%
Vote by Mail	0	0.00%	0	0.00%	1	0.08%
Mail Ballot	0		0		0	
Total	0	0.00%	0	0.00%	1	0.08%
0011725						
Poll Place	0	0.00%	0	0.00%	0	0.00%
Vote by Mail	0	0.00%	0	0.00%	0	0.00%
Mail Ballot	0		0		0	
Total	0	0.00%	0	0.00%	0	0.00%
0011990						
Poll Place	0	0.00%	0	0.00%	0	0.00%
Vote by Mail	0	0.00%	0	0.00%	0	0.00%
Mail Ballot	0		0		0	
Total	0	0.00%	0	0.00%	0	0.00%

Precinct	Registered Voters
0011991	
Poll Place	876
Vote by Mail	876
Mail Ballot	876
Total	876
0012171	
Poll Place	945
Vote by Mail	945
Mail Ballot	945
Total	945
0012173	
Poll Place	667
Vote by Mail	667
Mail Ballot	667
Total	667
0012505	
Poll Place	1,106
Vote by Mail	1,106
Mail Ballot	1,106
Total	1,106
0012591	
Poll Place	1,253
Vote by Mail	1,253
Mail Ballot	1,253
Total	1,253
0012592	
Poll Place	1,136
Vote by Mail	1,136
Mail Ballot	1,136
Total	1,136

Precinct	JOSEPH R. BIDEN FOR PRESIDENT (DEM)		DONALD J. TRUMP FOR PRESIDENT (REP)	
0011991				
Poll Place	26	12.44%	182	87.08%
Vote by Mail	134	26.69%	352	70.12%
Mail Ballot	0		0	
Total	160	22.50%	534	75.11%
0012171				
Poll Place	18	15.13%	99	83.19%
Vote by Mail	160	28.22%	388	68.43%
Mail Ballot	0		0	
Total	178	25.95%	487	70.99%
0012173				
Poll Place	15	10.34%	124	85.52%
Vote by Mail	133	32.52%	265	64.79%
Mail Ballot	0		0	
Total	148	26.71%	389	70.22%
0012505				
Poll Place	27	16.17%	137	82.04%
Vote by Mail	207	27.71%	529	70.82%
Mail Ballot	0		0	
Total	234	25.60%	666	72.87%
0012591				
Poll Place	130	75.14%	38	21.97%
Vote by Mail	442	77.68%	107	18.80%
Mail Ballot	0		0	
Total	572	77.09%	145	19.54%
0012592				
Poll Place	52	48.60%	48	44.86%
Vote by Mail	395	69.79%	158	27.92%
Mail Ballot	0		0	
Total	447	66.42%	206	30.61%

Precinct	GLORIA LA RIVA FOR PRESIDENT (PF)		ROQUE "ROCKY" DE LA FUENTE GUERRA FOR PRESIDENT (AIP)		HOWIE HAWKINS FOR PRESIDENT (GRN)		JO JORGENSEN FOR PRESIDENT (LIB)		Total Votes	Brian Carroll Qualified Write In		Mark Charles Qualified Write In	
0011991													
Poll Place	0	0.00%	0	0.00%	0	0.00%	1	0.48%	209	0	0.00%	0	0.00%
Vote by Mail	2	0.40%	0	0.00%	2	0.40%	12	2.39%	502	0	0.00%	0	0.00%
Mail Ballot	0		0		0		0		0	0		0	
Total	2	0.28%	0	0.00%	2	0.28%	13	1.83%	711	0	0.00%	0	0.00%
0012171													
Poll Place	2	1.68%	0	0.00%	0	0.00%	0	0.00%	119	0	0.00%	0	0.00%
Vote by Mail	5	0.88%	2	0.35%	4	0.71%	8	1.41%	567	0	0.00%	0	0.00%
Mail Ballot	0		0		0		0		0	0		0	
Total	7	1.02%	2	0.29%	4	0.58%	8	1.17%	686	0	0.00%	0	0.00%
0012173													
Poll Place	1	0.69%	1	0.69%	1	0.69%	3	2.07%	145	0	0.00%	0	0.00%
Vote by Mail	2	0.49%	2	0.49%	2	0.49%	5	1.22%	409	0	0.00%	0	0.00%
Mail Ballot	0		0		0		0		0	0		0	
Total	3	0.54%	3	0.54%	3	0.54%	8	1.44%	554	0	0.00%	0	0.00%
0012505													
Poll Place	0	0.00%	0	0.00%	0	0.00%	3	1.80%	167	0	0.00%	0	0.00%
Vote by Mail	0	0.00%	1	0.13%	1	0.13%	9	1.20%	747	0	0.00%	0	0.00%
Mail Ballot	0		0		0		0		0	0		0	
Total	0	0.00%	1	0.11%	1	0.11%	12	1.31%	914	0	0.00%	0	0.00%
0012591													
Poll Place	4	2.31%	1	0.58%	0	0.00%	0	0.00%	173	0	0.00%	0	0.00%
Vote by Mail	9	1.58%	2	0.35%	7	1.23%	2	0.35%	569	0	0.00%	0	0.00%
Mail Ballot	0		0		0		0		0	0		0	
Total	13	1.75%	3	0.40%	7	0.94%	2	0.27%	742	0	0.00%	0	0.00%
0012592													
Poll Place	1	0.93%	1	0.93%	2	1.87%	3	2.80%	107	0	0.00%	0	0.00%
Vote by Mail	7	1.24%	3	0.53%	2	0.35%	1	0.18%	566	0	0.00%	0	0.00%
Mail Ballot	0		0		0		0		0	0		0	
Total	8	1.19%	4	0.59%	4	0.59%	4	0.59%	673	0	0.00%	0	0.00%

Precinct	Joseph Kishore Qualified Write In		Brock Pierce Qualified Write In		Jesse Ventura Qualified Write In	
0011991						
Poll Place	0	0.00%	0	0.00%	0	0.00%
Vote by Mail	0	0.00%	0	0.00%	0	0.00%
Mail Ballot	0		0		0	
Total	0	0.00%	0	0.00%	0	0.00%
0012171						
Poll Place	0	0.00%	0	0.00%	0	0.00%
Vote by Mail	0	0.00%	0	0.00%	0	0.00%
Mail Ballot	0		0		0	
Total	0	0.00%	0	0.00%	0	0.00%
0012173						
Poll Place	0	0.00%	0	0.00%	0	0.00%
Vote by Mail	0	0.00%	0	0.00%	0	0.00%
Mail Ballot	0		0		0	
Total	0	0.00%	0	0.00%	0	0.00%
0012505						
Poll Place	0	0.00%	0	0.00%	0	0.00%
Vote by Mail	0	0.00%	0	0.00%	0	0.00%
Mail Ballot	0		0		0	
Total	0	0.00%	0	0.00%	0	0.00%
0012591						
Poll Place	0	0.00%	0	0.00%	0	0.00%
Vote by Mail	0	0.00%	0	0.00%	0	0.00%
Mail Ballot	0		0		0	
Total	0	0.00%	0	0.00%	0	0.00%
0012592						
Poll Place	0	0.00%	0	0.00%	0	0.00%
Vote by Mail	0	0.00%	0	0.00%	0	0.00%
Mail Ballot	0		0		0	
Total	0	0.00%	0	0.00%	0	0.00%

Precinct	Registered Voters
0012593	
Poll Place	1,820
Vote by Mail	1,820
Mail Ballot	1,820
Total	1,820
0012620	
Poll Place	1,480
Vote by Mail	1,480
Mail Ballot	1,480
Total	1,480
0012622	
Poll Place	1,303
Vote by Mail	1,303
Mail Ballot	1,303
Total	1,303
0012623	
Poll Place	1,824
Vote by Mail	1,824
Mail Ballot	1,824
Total	1,824
0012650	
Poll Place	1,338
Vote by Mail	1,338
Mail Ballot	1,338
Total	1,338
0012670	
Poll Place	1,586
Vote by Mail	1,586
Mail Ballot	1,586
Total	1,586

Precinct	JOSEPH R. BIDEN FOR PRESIDENT (DEM)		DONALD J. TRUMP FOR PRESIDENT (REP)	
0012593				
Poll Place	121	59.31%	77	37.75%
Vote by Mail	687	73.16%	236	25.13%
Mail Ballot	0		0	
Total	808	70.69%	313	27.38%
0012620				
Poll Place	19	10.80%	155	88.07%
Vote by Mail	280	31.08%	583	64.71%
Mail Ballot	0		0	
Total	299	27.76%	738	68.52%
0012622				
Poll Place	12	9.09%	117	88.64%
Vote by Mail	205	23.56%	658	75.63%
Mail Ballot	0		0	
Total	217	21.66%	775	77.35%
0012623				
Poll Place	29	9.57%	268	88.45%
Vote by Mail	296	27.31%	761	70.20%
Mail Ballot	0		0	
Total	325	23.43%	1,029	74.19%
0012650				
Poll Place	10	7.04%	130	91.55%
Vote by Mail	198	20.82%	736	77.39%
Mail Ballot	0		0	
Total	208	19.03%	866	79.23%
0012670				
Poll Place	23	9.87%	208	89.27%
Vote by Mail	255	25.71%	716	72.18%
Mail Ballot	0		0	
Total	278	22.69%	924	75.43%

Precinct	GLORIA LA RIVA FOR PRESIDENT (PF)		ROQUE "ROCKY" DE LA FUENTE GUERRA FOR PRESIDENT (AIP)		HOWIE HAWKINS FOR PRESIDENT (GRN)		JO JORGENSEN FOR PRESIDENT (LIB)		Total Votes	Brian Carroll Qualified Write In		Mark Charles Qualified Write In	
0012593													
Poll Place	1	0.49%	1	0.49%	1	0.49%	3	1.47%	204	0	0.00%	0	0.00%
Vote by Mail	1	0.11%	2	0.21%	8	0.85%	5	0.53%	939	0	0.00%	0	0.00%
Mail Ballot	0		0		0		0		0	0		0	
Total	2	0.17%	3	0.26%	9	0.79%	8	0.70%	1,143	0	0.00%	0	0.00%
0012620													
Poll Place	0	0.00%	1	0.57%	0	0.00%	1	0.57%	176	0	0.00%	0	0.00%
Vote by Mail	3	0.33%	3	0.33%	8	0.89%	23	2.55%	901	0	0.00%	0	0.00%
Mail Ballot	0		0		0		0		0	0		0	
Total	3	0.28%	4	0.37%	8	0.74%	24	2.23%	1,077	0	0.00%	0	0.00%
0012622													
Poll Place	1	0.76%	1	0.76%	1	0.76%	0	0.00%	132	0	0.00%	0	0.00%
Vote by Mail	0	0.00%	0	0.00%	0	0.00%	7	0.80%	870	0	0.00%	0	0.00%
Mail Ballot	0		0		0		0		0	0		0	
Total	1	0.10%	1	0.10%	1	0.10%	7	0.70%	1,002	0	0.00%	0	0.00%
0012623													
Poll Place	1	0.33%	1	0.33%	1	0.33%	3	0.99%	303	0	0.00%	0	0.00%
Vote by Mail	3	0.28%	2	0.18%	3	0.28%	19	1.75%	1,084	0	0.00%	0	0.00%
Mail Ballot	0		0		0		0		0	0		0	
Total	4	0.29%	3	0.22%	4	0.29%	22	1.59%	1,387	0	0.00%	0	0.00%
0012650													
Poll Place	1	0.70%	0	0.00%	0	0.00%	1	0.70%	142	0	0.00%	0	0.00%
Vote by Mail	1	0.11%	3	0.32%	2	0.21%	11	1.16%	951	0	0.00%	0	0.00%
Mail Ballot	0		0		0		0		0	0		0	
Total	2	0.18%	3	0.27%	2	0.18%	12	1.10%	1,093	0	0.00%	0	0.00%
0012670													
Poll Place	0	0.00%	0	0.00%	0	0.00%	2	0.86%	233	0	0.00%	0	0.00%
Vote by Mail	4	0.40%	3	0.30%	1	0.10%	13	1.31%	992	0	0.00%	0	0.00%
Mail Ballot	0		0		0		0		0	0		0	
Total	4	0.33%	3	0.24%	1	0.08%	15	1.22%	1,225	0	0.00%	0	0.00%

Precinct	Joseph Kishore Qualified Write In		Brock Pierce Qualified Write In		Jesse Ventura Qualified Write In	
0012593						
Poll Place	0	0.00%	0	0.00%	0	0.00%
Vote by Mail	0	0.00%	0	0.00%	0	0.00%
Mail Ballot	0		0		0	
Total	0	0.00%	0	0.00%	0	0.00%
0012620						
Poll Place	0	0.00%	0	0.00%	0	0.00%
Vote by Mail	0	0.00%	0	0.00%	1	0.11%
Mail Ballot	0		0		0	
Total	0	0.00%	0	0.00%	1	0.09%
0012622						
Poll Place	0	0.00%	0	0.00%	0	0.00%
Vote by Mail	0	0.00%	0	0.00%	0	0.00%
Mail Ballot	0		0		0	
Total	0	0.00%	0	0.00%	0	0.00%
0012623						
Poll Place	0	0.00%	0	0.00%	0	0.00%
Vote by Mail	0	0.00%	0	0.00%	0	0.00%
Mail Ballot	0		0		0	
Total	0	0.00%	0	0.00%	0	0.00%
0012650						
Poll Place	0	0.00%	0	0.00%	0	0.00%
Vote by Mail	0	0.00%	0	0.00%	0	0.00%
Mail Ballot	0		0		0	
Total	0	0.00%	0	0.00%	0	0.00%
0012670						
Poll Place	0	0.00%	0	0.00%	0	0.00%
Vote by Mail	0	0.00%	0	0.00%	0	0.00%
Mail Ballot	0		0		0	
Total	0	0.00%	0	0.00%	0	0.00%

Precinct	Registered Voters
0012709	
Poll Place	1,124
Vote by Mail	1,124
Mail Ballot	1,124
Total	1,124
0012921	
Poll Place	1,809
Vote by Mail	1,809
Mail Ballot	1,809
Total	1,809
0012922	
Poll Place	863
Vote by Mail	863
Mail Ballot	863
Total	863
0012923	
Poll Place	933
Vote by Mail	933
Mail Ballot	933
Total	933
0012924	
Poll Place	1,620
Vote by Mail	1,620
Mail Ballot	1,620
Total	1,620
0012925	
Poll Place	1,566
Vote by Mail	1,566
Mail Ballot	1,566
Total	1,566

Precinct	JOSEPH R. BIDEN FOR PRESIDENT (DEM)		DONALD J. TRUMP FOR PRESIDENT (REP)	
0012709				
Poll Place	31	19.14%	129	79.63%
Vote by Mail	222	31.05%	481	67.27%
Mail Ballot	0		0	
Total	253	28.85%	610	69.56%
0012921				
Poll Place	36	20.11%	139	77.65%
Vote by Mail	506	41.37%	661	54.05%
Mail Ballot	0		0	
Total	542	38.66%	800	57.06%
0012922				
Poll Place	15	16.67%	68	75.56%
Vote by Mail	242	39.54%	329	53.76%
Mail Ballot	0		0	
Total	257	36.61%	397	56.55%
0012923				
Poll Place	17	18.48%	69	75.00%
Vote by Mail	211	35.82%	342	58.06%
Mail Ballot	0		0	
Total	228	33.48%	411	60.35%
0012924				
Poll Place	32	17.98%	142	79.78%
Vote by Mail	483	40.83%	651	55.03%
Mail Ballot	0		0	
Total	515	37.84%	793	58.27%
0012925				
Poll Place	45	23.81%	141	74.60%
Vote by Mail	401	41.43%	524	54.13%
Mail Ballot	0		0	
Total	446	38.55%	665	57.48%

Precinct	GLORIA LA RIVA FOR PRESIDENT (PF)		ROQUE "ROCKY" DE LA FUENTE GUERRA FOR PRESIDENT (AIP)		HOWIE HAWKINS FOR PRESIDENT (GRN)		JO JORGENSEN FOR PRESIDENT (LIB)		Total Votes	Brian Carroll Qualified Write In		Mark Charles Qualified Write In	
0012709													
Poll Place	0	0.00%	1	0.62%	0	0.00%	1	0.62%	162	0	0.00%	0	0.00%
Vote by Mail	1	0.14%	3	0.42%	1	0.14%	7	0.98%	715	0	0.00%	0	0.00%
Mail Ballot	0		0		0		0		0	0		0	
Total	1	0.11%	4	0.46%	1	0.11%	8	0.91%	877	0	0.00%	0	0.00%
0012921													
Poll Place	1	0.56%	0	0.00%	1	0.56%	2	1.12%	179	0	0.00%	0	0.00%
Vote by Mail	4	0.33%	1	0.08%	8	0.65%	42	3.43%	1,223	1	0.08%	0	0.00%
Mail Ballot	0		0		0		0		0	0		0	
Total	5	0.36%	1	0.07%	9	0.64%	44	3.14%	1,402	1	0.07%	0	0.00%
0012922													
Poll Place	0	0.00%	1	1.11%	0	0.00%	6	6.67%	90	0	0.00%	0	0.00%
Vote by Mail	4	0.65%	4	0.65%	4	0.65%	28	4.58%	612	0	0.00%	0	0.00%
Mail Ballot	0		0		0		0		0	0		0	
Total	4	0.57%	5	0.71%	4	0.57%	34	4.84%	702	0	0.00%	0	0.00%
0012923													
Poll Place	0	0.00%	0	0.00%	0	0.00%	6	6.52%	92	0	0.00%	0	0.00%
Vote by Mail	0	0.00%	6	1.02%	2	0.34%	28	4.75%	589	0	0.00%	0	0.00%
Mail Ballot	0		0		0		0		0	0		0	
Total	0	0.00%	6	0.88%	2	0.29%	34	4.99%	681	0	0.00%	0	0.00%
0012924													
Poll Place	0	0.00%	1	0.56%	0	0.00%	3	1.69%	178	0	0.00%	0	0.00%
Vote by Mail	0	0.00%	4	0.34%	7	0.59%	38	3.21%	1,183	0	0.00%	0	0.00%
Mail Ballot	0		0		0		0		0	0		0	
Total	0	0.00%	5	0.37%	7	0.51%	41	3.01%	1,361	0	0.00%	0	0.00%
0012925													
Poll Place	0	0.00%	1	0.53%	0	0.00%	2	1.06%	189	0	0.00%	0	0.00%
Vote by Mail	5	0.52%	3	0.31%	7	0.72%	28	2.89%	968	0	0.00%	0	0.00%
Mail Ballot	0		0		0		0		0	0		0	
Total	5	0.43%	4	0.35%	7	0.61%	30	2.59%	1,157	0	0.00%	0	0.00%

Precinct	Joseph Kishore Qualified Write In		Brock Pierce Qualified Write In		Jesse Ventura Qualified Write In	
0012709						
Poll Place	0	0.00%	0	0.00%	0	0.00%
Vote by Mail	0	0.00%	0	0.00%	0	0.00%
Mail Ballot	0		0		0	
Total	0	0.00%	0	0.00%	0	0.00%
0012921						
Poll Place	0	0.00%	0	0.00%	0	0.00%
Vote by Mail	0	0.00%	0	0.00%	0	0.00%
Mail Ballot	0		0		0	
Total	0	0.00%	0	0.00%	0	0.00%
0012922						
Poll Place	0	0.00%	0	0.00%	0	0.00%
Vote by Mail	0	0.00%	0	0.00%	1	0.16%
Mail Ballot	0		0		0	
Total	0	0.00%	0	0.00%	1	0.14%
0012923						
Poll Place	0	0.00%	0	0.00%	0	0.00%
Vote by Mail	0	0.00%	0	0.00%	0	0.00%
Mail Ballot	0		0		0	
Total	0	0.00%	0	0.00%	0	0.00%
0012924						
Poll Place	0	0.00%	0	0.00%	0	0.00%
Vote by Mail	0	0.00%	0	0.00%	0	0.00%
Mail Ballot	0		0		0	
Total	0	0.00%	0	0.00%	0	0.00%
0012925						
Poll Place	0	0.00%	0	0.00%	0	0.00%
Vote by Mail	0	0.00%	0	0.00%	0	0.00%
Mail Ballot	0		0		0	
Total	0	0.00%	0	0.00%	0	0.00%

Precinct	Registered Voters
0012927	
Poll Place	1,087
Vote by Mail	1,087
Mail Ballot	1,087
Total	1,087
0012928	
Poll Place	1,816
Vote by Mail	1,816
Mail Ballot	1,816
Total	1,816
0012929	
Poll Place	1,479
Vote by Mail	1,479
Mail Ballot	1,479
Total	1,479
0012933	
Poll Place	1,583
Vote by Mail	1,583
Mail Ballot	1,583
Total	1,583
0012934	
Poll Place	889
Vote by Mail	889
Mail Ballot	889
Total	889
0012935	
Poll Place	1,111
Vote by Mail	1,111
Mail Ballot	1,111
Total	1,111

Precinct	JOSEPH R. BIDEN FOR PRESIDENT (DEM)		DONALD J. TRUMP FOR PRESIDENT (REP)	
0012927				
Poll Place	19	11.80%	134	83.23%
Vote by Mail	230	32.26%	445	62.41%
Mail Ballot	0		0	
Total	249	28.49%	579	66.25%
0012928				
Poll Place	39	22.67%	126	73.26%
Vote by Mail	471	39.55%	673	56.51%
Mail Ballot	0		0	
Total	510	37.42%	799	58.62%
0012929				
Poll Place	19	11.31%	147	87.50%
Vote by Mail	365	36.00%	597	58.88%
Mail Ballot	0		0	
Total	384	32.49%	744	62.94%
0012933				
Poll Place	34	19.10%	140	78.65%
Vote by Mail	436	37.39%	671	57.55%
Mail Ballot	0		0	
Total	470	34.97%	811	60.34%
0012934				
Poll Place	22	17.05%	99	76.74%
Vote by Mail	171	31.78%	339	63.01%
Mail Ballot	0		0	
Total	193	28.94%	438	65.67%
0012935				
Poll Place	16	17.20%	73	78.49%
Vote by Mail	315	38.32%	476	57.91%
Mail Ballot	0		0	
Total	331	36.17%	549	60.00%

Precinct	GLORIA LA RIVA FOR PRESIDENT (PF)		ROQUE "ROCKY" DE LA FUENTE GUERRA FOR PRESIDENT (AIP)		HOWIE HAWKINS FOR PRESIDENT (GRN)		JO JORGENSEN FOR PRESIDENT (LIB)		Total Votes	Brian Carroll Qualified Write In		Mark Charles Qualified Write In	
0012927													
Poll Place	0	0.00%	2	1.24%	0	0.00%	6	3.73%	161	0	0.00%	0	0.00%
Vote by Mail	3	0.42%	2	0.28%	2	0.28%	31	4.35%	713	0	0.00%	0	0.00%
Mail Ballot	0		0		0		0		0	0		0	
Total	3	0.34%	4	0.46%	2	0.23%	37	4.23%	874	0	0.00%	0	0.00%
0012928													
Poll Place	0	0.00%	2	1.16%	0	0.00%	5	2.91%	172	0	0.00%	0	0.00%
Vote by Mail	2	0.17%	6	0.50%	4	0.34%	34	2.85%	1,191	0	0.00%	0	0.00%
Mail Ballot	0		0		0		0		0	0		0	
Total	2	0.15%	8	0.59%	4	0.29%	39	2.86%	1,363	0	0.00%	0	0.00%
0012929													
Poll Place	1	0.60%	0	0.00%	0	0.00%	1	0.60%	168	0	0.00%	0	0.00%
Vote by Mail	1	0.10%	5	0.49%	3	0.30%	39	3.85%	1,014	2	0.20%	1	0.10%
Mail Ballot	0		0		0		0		0	0		0	
Total	2	0.17%	5	0.42%	3	0.25%	40	3.38%	1,182	2	0.17%	1	0.08%
0012933													
Poll Place	0	0.00%	0	0.00%	0	0.00%	4	2.25%	178	0	0.00%	0	0.00%
Vote by Mail	0	0.00%	6	0.51%	4	0.34%	49	4.20%	1,166	0	0.00%	0	0.00%
Mail Ballot	0		0		0		0		0	0		0	
Total	0	0.00%	6	0.45%	4	0.30%	53	3.94%	1,344	0	0.00%	0	0.00%
0012934													
Poll Place	0	0.00%	0	0.00%	2	1.55%	6	4.65%	129	0	0.00%	0	0.00%
Vote by Mail	4	0.74%	3	0.56%	3	0.56%	18	3.35%	538	0	0.00%	0	0.00%
Mail Ballot	0		0		0		0		0	0		0	
Total	4	0.60%	3	0.45%	5	0.75%	24	3.60%	667	0	0.00%	0	0.00%
0012935													
Poll Place	0	0.00%	0	0.00%	0	0.00%	4	4.30%	93	0	0.00%	0	0.00%
Vote by Mail	1	0.12%	3	0.36%	2	0.24%	25	3.04%	822	0	0.00%	0	0.00%
Mail Ballot	0		0		0		0		0	0		0	
Total	1	0.11%	3	0.33%	2	0.22%	29	3.17%	915	0	0.00%	0	0.00%

Precinct	Joseph Kishore Qualified Write In		Brock Pierce Qualified Write In		Jesse Ventura Qualified Write In	
0012927						
Poll Place	0	0.00%	0	0.00%	0	0.00%
Vote by Mail	0	0.00%	0	0.00%	0	0.00%
Mail Ballot	0		0		0	
Total	0	0.00%	0	0.00%	0	0.00%
0012928						
Poll Place	0	0.00%	0	0.00%	0	0.00%
Vote by Mail	0	0.00%	1	0.08%	0	0.00%
Mail Ballot	0		0		0	
Total	0	0.00%	1	0.07%	0	0.00%
0012929						
Poll Place	0	0.00%	0	0.00%	0	0.00%
Vote by Mail	0	0.00%	1	0.10%	0	0.00%
Mail Ballot	0		0		0	
Total	0	0.00%	1	0.08%	0	0.00%
0012933						
Poll Place	0	0.00%	0	0.00%	0	0.00%
Vote by Mail	0	0.00%	0	0.00%	0	0.00%
Mail Ballot	0		0		0	
Total	0	0.00%	0	0.00%	0	0.00%
0012934						
Poll Place	0	0.00%	0	0.00%	0	0.00%
Vote by Mail	0	0.00%	0	0.00%	0	0.00%
Mail Ballot	0		0		0	
Total	0	0.00%	0	0.00%	0	0.00%
0012935						
Poll Place	0	0.00%	0	0.00%	0	0.00%
Vote by Mail	0	0.00%	0	0.00%	0	0.00%
Mail Ballot	0		0		0	
Total	0	0.00%	0	0.00%	0	0.00%

Precinct	Registered Voters
0012941	
Poll Place	1,522
Vote by Mail	1,522
Mail Ballot	1,522
Total	1,522
0012996	
Poll Place	838
Vote by Mail	838
Mail Ballot	838
Total	838
0013070	
Poll Place	937
Vote by Mail	937
Mail Ballot	937
Total	937
0013072	
Poll Place	742
Vote by Mail	742
Mail Ballot	742
Total	742
0013076	
Poll Place	478
Vote by Mail	478
Mail Ballot	478
Total	478
0013078	
Poll Place	760
Vote by Mail	760
Mail Ballot	760
Total	760

Precinct	JOSEPH R. BIDEN FOR PRESIDENT (DEM)		DONALD J. TRUMP FOR PRESIDENT (REP)	
0012941				
Poll Place	25	20.00%	92	73.60%
Vote by Mail	381	36.46%	618	59.14%
Mail Ballot	0		0	
Total	406	34.70%	710	60.68%
0012996				
Poll Place	27	24.77%	81	74.31%
Vote by Mail	290	47.08%	315	51.14%
Mail Ballot	0		0	
Total	317	43.72%	396	54.62%
0013070				
Poll Place	12	17.39%	55	79.71%
Vote by Mail	227	32.06%	459	64.83%
Mail Ballot	0		0	
Total	239	30.76%	514	66.15%
0013072				
Poll Place	2	2.78%	69	95.83%
Vote by Mail	156	28.31%	381	69.15%
Mail Ballot	0		0	
Total	158	25.36%	450	72.23%
0013076				
Poll Place	10	12.99%	65	84.42%
Vote by Mail	95	31.88%	191	64.09%
Mail Ballot	0		0	
Total	105	28.00%	256	68.27%
0013078				
Poll Place	24	15.09%	133	83.65%
Vote by Mail	113	27.10%	282	67.63%
Mail Ballot	0		0	
Total	137	23.78%	415	72.05%

Precinct	GLORIA LA RIVA FOR PRESIDENT (PF)		ROQUE "ROCKY" DE LA FUENTE GUERRA FOR PRESIDENT (AIP)		HOWIE HAWKINS FOR PRESIDENT (GRN)		JO JORGENSEN FOR PRESIDENT (LIB)		Total Votes	Brian Carroll Qualified Write In		Mark Charles Qualified Write In	
0012941													
Poll Place	1	0.80%	3	2.40%	0	0.00%	4	3.20%	125	0	0.00%	0	0.00%
Vote by Mail	1	0.10%	6	0.57%	5	0.48%	34	3.25%	1,045	0	0.00%	0	0.00%
Mail Ballot	0		0		0		0		0	0		0	
Total	2	0.17%	9	0.77%	5	0.43%	38	3.25%	1,170	0	0.00%	0	0.00%
0012996													
Poll Place	0	0.00%	0	0.00%	1	0.92%	0	0.00%	109	0	0.00%	0	0.00%
Vote by Mail	1	0.16%	4	0.65%	1	0.16%	5	0.81%	616	0	0.00%	0	0.00%
Mail Ballot	0		0		0		0		0	0		0	
Total	1	0.14%	4	0.55%	2	0.28%	5	0.69%	725	0	0.00%	0	0.00%
0013070													
Poll Place	0	0.00%	0	0.00%	0	0.00%	2	2.90%	69	0	0.00%	0	0.00%
Vote by Mail	1	0.14%	1	0.14%	2	0.28%	18	2.54%	708	0	0.00%	0	0.00%
Mail Ballot	0		0		0		0		0	0		0	
Total	1	0.13%	1	0.13%	2	0.26%	20	2.57%	777	0	0.00%	0	0.00%
0013072													
Poll Place	0	0.00%	0	0.00%	1	1.39%	0	0.00%	72	0	0.00%	0	0.00%
Vote by Mail	0	0.00%	2	0.36%	1	0.18%	11	2.00%	551	0	0.00%	0	0.00%
Mail Ballot	0		0		0		0		0	0		0	
Total	0	0.00%	2	0.32%	2	0.32%	11	1.77%	623	0	0.00%	0	0.00%
0013076													
Poll Place	0	0.00%	0	0.00%	1	1.30%	1	1.30%	77	0	0.00%	0	0.00%
Vote by Mail	2	0.67%	1	0.34%	0	0.00%	9	3.02%	298	0	0.00%	0	0.00%
Mail Ballot	0		0		0		0		0	0		0	
Total	2	0.53%	1	0.27%	1	0.27%	10	2.67%	375	0	0.00%	0	0.00%
0013078													
Poll Place	0	0.00%	0	0.00%	0	0.00%	2	1.26%	159	0	0.00%	0	0.00%
Vote by Mail	1	0.24%	1	0.24%	4	0.96%	16	3.84%	417	0	0.00%	0	0.00%
Mail Ballot	0		0		0		0		0	0		0	
Total	1	0.17%	1	0.17%	4	0.69%	18	3.13%	576	0	0.00%	0	0.00%

Precinct	Joseph Kishore Qualified Write In		Brock Pierce Qualified Write In		Jesse Ventura Qualified Write In	
0012941						
Poll Place	0	0.00%	0	0.00%	0	0.00%
Vote by Mail	0	0.00%	0	0.00%	0	0.00%
Mail Ballot	0		0		0	
Total	0	0.00%	0	0.00%	0	0.00%
0012996						
Poll Place	0	0.00%	0	0.00%	0	0.00%
Vote by Mail	0	0.00%	0	0.00%	0	0.00%
Mail Ballot	0		0		0	
Total	0	0.00%	0	0.00%	0	0.00%
0013070						
Poll Place	0	0.00%	0	0.00%	0	0.00%
Vote by Mail	0	0.00%	0	0.00%	0	0.00%
Mail Ballot	0		0		0	
Total	0	0.00%	0	0.00%	0	0.00%
0013072						
Poll Place	0	0.00%	0	0.00%	0	0.00%
Vote by Mail	0	0.00%	0	0.00%	0	0.00%
Mail Ballot	0		0		0	
Total	0	0.00%	0	0.00%	0	0.00%
0013076						
Poll Place	0	0.00%	0	0.00%	0	0.00%
Vote by Mail	0	0.00%	0	0.00%	0	0.00%
Mail Ballot	0		0		0	
Total	0	0.00%	0	0.00%	0	0.00%
0013078						
Poll Place	0	0.00%	0	0.00%	0	0.00%
Vote by Mail	0	0.00%	0	0.00%	0	0.00%
Mail Ballot	0		0		0	
Total	0	0.00%	0	0.00%	0	0.00%

Precinct	Registered Voters
0013100	
Poll Place	1,461
Vote by Mail	1,461
Mail Ballot	1,461
Total	1,461
0013107	
Poll Place	1,295
Vote by Mail	1,295
Mail Ballot	1,295
Total	1,295
0013110	
Poll Place	1,486
Vote by Mail	1,486
Mail Ballot	1,486
Total	1,486
0013120	
Poll Place	1,245
Vote by Mail	1,245
Mail Ballot	1,245
Total	1,245
0013129	
Poll Place	861
Vote by Mail	861
Mail Ballot	861
Total	861
0013194	
Poll Place	535
Vote by Mail	535
Mail Ballot	535
Total	535

Precinct	JOSEPH R. BIDEN FOR PRESIDENT (DEM)		DONALD J. TRUMP FOR PRESIDENT (REP)	
0013100				
Poll Place	68	43.87%	83	53.55%
Vote by Mail	417	50.48%	391	47.34%
Mail Ballot	0		0	
Total	485	49.44%	474	48.32%
0013107				
Poll Place	69	55.20%	55	44.00%
Vote by Mail	407	61.30%	245	36.90%
Mail Ballot	0		0	
Total	476	60.33%	300	38.02%
0013110				
Poll Place	88	45.83%	102	53.13%
Vote by Mail	392	45.74%	442	51.58%
Mail Ballot	0		0	
Total	480	45.76%	544	51.86%
0013120				
Poll Place	73	47.10%	76	49.03%
Vote by Mail	379	53.84%	316	44.89%
Mail Ballot	0		0	
Total	452	52.62%	392	45.63%
0013129				
Poll Place	42	42.86%	55	56.12%
Vote by Mail	279	59.49%	182	38.81%
Mail Ballot	0		0	
Total	321	56.61%	237	41.80%
0013194				
Poll Place	3	4.41%	65	95.59%
Vote by Mail	137	38.06%	219	60.83%
Mail Ballot	0		0	
Total	140	32.71%	284	66.36%

Precinct	GLORIA LA RIVA FOR PRESIDENT (PF)		ROQUE "ROCKY" DE LA FUENTE GUERRA FOR PRESIDENT (AIP)		HOWIE HAWKINS FOR PRESIDENT (GRN)		JO JORGENSEN FOR PRESIDENT (LIB)		Total Votes	Brian Carroll Qualified Write In		Mark Charles Qualified Write In	
0013100													
Poll Place	1	0.65%	0	0.00%	1	0.65%	2	1.29%	155	0	0.00%	0	0.00%
Vote by Mail	5	0.61%	1	0.12%	3	0.36%	9	1.09%	826	0	0.00%	0	0.00%
Mail Ballot	0		0		0		0		0	0		0	
Total	6	0.61%	1	0.10%	4	0.41%	11	1.12%	981	0	0.00%	0	0.00%
0013107													
Poll Place	0	0.00%	1	0.80%	0	0.00%	0	0.00%	125	0	0.00%	0	0.00%
Vote by Mail	5	0.75%	4	0.60%	0	0.00%	3	0.45%	664	0	0.00%	0	0.00%
Mail Ballot	0		0		0		0		0	0		0	
Total	5	0.63%	5	0.63%	0	0.00%	3	0.38%	789	0	0.00%	0	0.00%
0013110													
Poll Place	1	0.52%	1	0.52%	0	0.00%	0	0.00%	192	0	0.00%	0	0.00%
Vote by Mail	5	0.58%	3	0.35%	7	0.82%	8	0.93%	857	0	0.00%	0	0.00%
Mail Ballot	0		0		0		0		0	0		0	
Total	6	0.57%	4	0.38%	7	0.67%	8	0.76%	1,049	0	0.00%	0	0.00%
0013120													
Poll Place	1	0.65%	2	1.29%	1	0.65%	2	1.29%	155	0	0.00%	0	0.00%
Vote by Mail	1	0.14%	6	0.85%	0	0.00%	2	0.28%	704	0	0.00%	0	0.00%
Mail Ballot	0		0		0		0		0	0		0	
Total	2	0.23%	8	0.93%	1	0.12%	4	0.47%	859	0	0.00%	0	0.00%
0013129													
Poll Place	1	1.02%	0	0.00%	0	0.00%	0	0.00%	98	0	0.00%	0	0.00%
Vote by Mail	3	0.64%	1	0.21%	1	0.21%	3	0.64%	469	0	0.00%	0	0.00%
Mail Ballot	0		0		0		0		0	0		0	
Total	4	0.71%	1	0.18%	1	0.18%	3	0.53%	567	0	0.00%	0	0.00%
0013194													
Poll Place	0	0.00%	0	0.00%	0	0.00%	0	0.00%	68	0	0.00%	0	0.00%
Vote by Mail	0	0.00%	0	0.00%	0	0.00%	4	1.11%	360	0	0.00%	0	0.00%
Mail Ballot	0		0		0		0		0	0		0	
Total	0	0.00%	0	0.00%	0	0.00%	4	0.93%	428	0	0.00%	0	0.00%

Precinct	Joseph Kishore Qualified Write In		Brock Pierce Qualified Write In		Jesse Ventura Qualified Write In	
0013100						
Poll Place	0	0.00%	0	0.00%	0	0.00%
Vote by Mail	0	0.00%	0	0.00%	0	0.00%
Mail Ballot	0		0		0	
Total	0	0.00%	0	0.00%	0	0.00%
0013107						
Poll Place	0	0.00%	0	0.00%	0	0.00%
Vote by Mail	0	0.00%	0	0.00%	0	0.00%
Mail Ballot	0		0		0	
Total	0	0.00%	0	0.00%	0	0.00%
0013110						
Poll Place	0	0.00%	0	0.00%	0	0.00%
Vote by Mail	0	0.00%	0	0.00%	0	0.00%
Mail Ballot	0		0		0	
Total	0	0.00%	0	0.00%	0	0.00%
0013120						
Poll Place	0	0.00%	0	0.00%	0	0.00%
Vote by Mail	0	0.00%	0	0.00%	0	0.00%
Mail Ballot	0		0		0	
Total	0	0.00%	0	0.00%	0	0.00%
0013129						
Poll Place	0	0.00%	0	0.00%	0	0.00%
Vote by Mail	0	0.00%	0	0.00%	0	0.00%
Mail Ballot	0		0		0	
Total	0	0.00%	0	0.00%	0	0.00%
0013194						
Poll Place	0	0.00%	0	0.00%	0	0.00%
Vote by Mail	0	0.00%	0	0.00%	0	0.00%
Mail Ballot	0		0		0	
Total	0	0.00%	0	0.00%	0	0.00%

Precinct	Registered Voters
0015106	
Poll Place	1,590
Vote by Mail	1,590
Mail Ballot	1,590
Total	1,590
0015109	
Poll Place	976
Vote by Mail	976
Mail Ballot	976
Total	976
0015110	
Poll Place	881
Vote by Mail	881
Mail Ballot	881
Total	881
0015113	
Poll Place	1,121
Vote by Mail	1,121
Mail Ballot	1,121
Total	1,121
0015114	
Poll Place	797
Vote by Mail	797
Mail Ballot	797
Total	797
0015123	
Poll Place	1,080
Vote by Mail	1,080
Mail Ballot	1,080
Total	1,080

Precinct	JOSEPH R. BIDEN FOR PRESIDENT (DEM)		DONALD J. TRUMP FOR PRESIDENT (REP)	
0015106				
Poll Place	31	23.31%	101	75.94%
Vote by Mail	502	38.82%	764	59.09%
Mail Ballot	0		0	
Total	533	37.38%	865	60.66%
0015109				
Poll Place	19	20.88%	69	75.82%
Vote by Mail	281	37.57%	453	60.56%
Mail Ballot	0		0	
Total	300	35.76%	522	62.22%
0015110				
Poll Place	5	22.73%	17	77.27%
Vote by Mail	231	29.13%	559	70.49%
Mail Ballot	0		0	
Total	236	28.96%	576	70.67%
0015113				
Poll Place	25	15.82%	132	83.54%
Vote by Mail	250	31.81%	519	66.03%
Mail Ballot	0		0	
Total	275	29.13%	651	68.96%
0015114				
Poll Place	10	10.99%	80	87.91%
Vote by Mail	227	41.05%	315	56.96%
Mail Ballot	0		0	
Total	237	36.80%	395	61.34%
0015123				
Poll Place	20	12.58%	135	84.91%
Vote by Mail	231	32.44%	466	65.45%
Mail Ballot	0		0	
Total	251	28.82%	601	69.00%

Precinct	GLORIA LA RIVA FOR PRESIDENT (PF)		ROQUE "ROCKY" DE LA FUENTE GUERRA FOR PRESIDENT (AIP)		HOWIE HAWKINS FOR PRESIDENT (GRN)		JO JORGENSEN FOR PRESIDENT (LIB)		Total Votes	Brian Carroll Qualified Write In		Mark Charles Qualified Write In	
0015106													
Poll Place	0	0.00%	1	0.75%	0	0.00%	0	0.00%	133	0	0.00%	0	0.00%
Vote by Mail	3	0.23%	4	0.31%	1	0.08%	19	1.47%	1,293	0	0.00%	0	0.00%
Mail Ballot	0		0		0		0		0	0		0	
Total	3	0.21%	5	0.35%	1	0.07%	19	1.33%	1,426	0	0.00%	0	0.00%
0015109													
Poll Place	0	0.00%	1	1.10%	0	0.00%	2	2.20%	91	0	0.00%	0	0.00%
Vote by Mail	0	0.00%	1	0.13%	1	0.13%	11	1.47%	748	0	0.00%	1	0.13%
Mail Ballot	0		0		0		0		0	0		0	
Total	0	0.00%	2	0.24%	1	0.12%	13	1.55%	839	0	0.00%	1	0.12%
0015110													
Poll Place	0	0.00%	0	0.00%	0	0.00%	0	0.00%	22	0	0.00%	0	0.00%
Vote by Mail	0	0.00%	0	0.00%	1	0.13%	2	0.25%	793	0	0.00%	0	0.00%
Mail Ballot	0		0		0		0		0	0		0	
Total	0	0.00%	0	0.00%	1	0.12%	2	0.25%	815	0	0.00%	0	0.00%
0015113													
Poll Place	0	0.00%	1	0.63%	0	0.00%	0	0.00%	158	0	0.00%	0	0.00%
Vote by Mail	1	0.13%	1	0.13%	3	0.38%	12	1.53%	786	0	0.00%	0	0.00%
Mail Ballot	0		0		0		0		0	0		0	
Total	1	0.11%	2	0.21%	3	0.32%	12	1.27%	944	0	0.00%	0	0.00%
0015114													
Poll Place	0	0.00%	1	1.10%	0	0.00%	0	0.00%	91	0	0.00%	0	0.00%
Vote by Mail	1	0.18%	1	0.18%	2	0.36%	6	1.08%	553	1	0.18%	0	0.00%
Mail Ballot	0		0		0		0		0	0		0	
Total	1	0.16%	2	0.31%	2	0.31%	6	0.93%	644	1	0.16%	0	0.00%
0015123													
Poll Place	2	1.26%	1	0.63%	0	0.00%	1	0.63%	159	0	0.00%	0	0.00%
Vote by Mail	2	0.28%	2	0.28%	2	0.28%	9	1.26%	712	0	0.00%	0	0.00%
Mail Ballot	0		0		0		0		0	0		0	
Total	4	0.46%	3	0.34%	2	0.23%	10	1.15%	871	0	0.00%	0	0.00%

Precinct	Joseph Kishore Qualified Write In		Brock Pierce Qualified Write In		Jesse Ventura Qualified Write In	
0015106						
Poll Place	0	0.00%	0	0.00%	0	0.00%
Vote by Mail	0	0.00%	0	0.00%	0	0.00%
Mail Ballot	0		0		0	
Total	0	0.00%	0	0.00%	0	0.00%
0015109						
Poll Place	0	0.00%	0	0.00%	0	0.00%
Vote by Mail	0	0.00%	0	0.00%	0	0.00%
Mail Ballot	0		0		0	
Total	0	0.00%	0	0.00%	0	0.00%
0015110						
Poll Place	0	0.00%	0	0.00%	0	0.00%
Vote by Mail	0	0.00%	0	0.00%	0	0.00%
Mail Ballot	0		0		0	
Total	0	0.00%	0	0.00%	0	0.00%
0015113						
Poll Place	0	0.00%	0	0.00%	0	0.00%
Vote by Mail	0	0.00%	0	0.00%	0	0.00%
Mail Ballot	0		0		0	
Total	0	0.00%	0	0.00%	0	0.00%
0015114						
Poll Place	0	0.00%	0	0.00%	0	0.00%
Vote by Mail	0	0.00%	0	0.00%	0	0.00%
Mail Ballot	0		0		0	
Total	0	0.00%	0	0.00%	0	0.00%
0015123						
Poll Place	0	0.00%	0	0.00%	0	0.00%
Vote by Mail	0	0.00%	0	0.00%	0	0.00%
Mail Ballot	0		0		0	
Total	0	0.00%	0	0.00%	0	0.00%

Precinct	Registered Voters
0015124	
Poll Place	1,123
Vote by Mail	1,123
Mail Ballot	1,123
Total	1,123
0015132	
Poll Place	1,049
Vote by Mail	1,049
Mail Ballot	1,049
Total	1,049
0015133	
Poll Place	927
Vote by Mail	927
Mail Ballot	927
Total	927
0015135	
Poll Place	1,146
Vote by Mail	1,146
Mail Ballot	1,146
Total	1,146
0020121	
Poll Place	730
Vote by Mail	730
Mail Ballot	730
Total	730
0020232	
Poll Place	735
Vote by Mail	735
Mail Ballot	735
Total	735

Precinct	JOSEPH R. BIDEN FOR PRESIDENT (DEM)		DONALD J. TRUMP FOR PRESIDENT (REP)	
0015124				
Poll Place	18	15.25%	99	83.90%
Vote by Mail	251	30.65%	546	66.67%
Mail Ballot	0		0	
Total	269	28.71%	645	68.84%
0015132				
Poll Place	16	19.51%	66	80.49%
Vote by Mail	279	33.86%	531	64.44%
Mail Ballot	0		0	
Total	295	32.56%	597	65.89%
0015133				
Poll Place	16	10.96%	127	86.99%
Vote by Mail	194	30.36%	435	68.08%
Mail Ballot	0		0	
Total	210	26.75%	562	71.59%
0015135				
Poll Place	41	33.06%	82	66.13%
Vote by Mail	377	48.65%	382	49.29%
Mail Ballot	0		0	
Total	418	46.50%	464	51.61%
0020121				
Poll Place	29	18.95%	122	79.74%
Vote by Mail	151	41.71%	200	55.25%
Mail Ballot	0		0	
Total	180	34.95%	322	62.52%
0020232				
Poll Place	46	56.10%	33	40.24%
Vote by Mail	268	68.89%	111	28.53%
Mail Ballot	0		0	
Total	314	66.67%	144	30.57%

Precinct	GLORIA LA RIVA FOR PRESIDENT (PF)		ROQUE "ROCKY" DE LA FUENTE GUERRA FOR PRESIDENT (AIP)		HOWIE HAWKINS FOR PRESIDENT (GRN)		JO JORGENSEN FOR PRESIDENT (LIB)		Total Votes	Brian Carroll Qualified Write In		Mark Charles Qualified Write In	
0015124													
Poll Place	0	0.00%	1	0.85%	0	0.00%	0	0.00%	118	0	0.00%	0	0.00%
Vote by Mail	0	0.00%	6	0.73%	3	0.37%	13	1.59%	819	0	0.00%	0	0.00%
Mail Ballot	0		0		0		0		0	0		0	
Total	0	0.00%	7	0.75%	3	0.32%	13	1.39%	937	0	0.00%	0	0.00%
0015132													
Poll Place	0	0.00%	0	0.00%	0	0.00%	0	0.00%	82	0	0.00%	0	0.00%
Vote by Mail	2	0.24%	3	0.36%	1	0.12%	8	0.97%	824	0	0.00%	0	0.00%
Mail Ballot	0		0		0		0		0	0		0	
Total	2	0.22%	3	0.33%	1	0.11%	8	0.88%	906	0	0.00%	0	0.00%
0015133													
Poll Place	0	0.00%	0	0.00%	0	0.00%	3	2.05%	146	0	0.00%	0	0.00%
Vote by Mail	2	0.31%	2	0.31%	2	0.31%	4	0.63%	639	0	0.00%	0	0.00%
Mail Ballot	0		0		0		0		0	0		0	
Total	2	0.25%	2	0.25%	2	0.25%	7	0.89%	785	0	0.00%	0	0.00%
0015135													
Poll Place	0	0.00%	1	0.81%	0	0.00%	0	0.00%	124	0	0.00%	0	0.00%
Vote by Mail	1	0.13%	3	0.39%	4	0.52%	8	1.03%	775	0	0.00%	0	0.00%
Mail Ballot	0		0		0		0		0	0		0	
Total	1	0.11%	4	0.44%	4	0.44%	8	0.89%	899	0	0.00%	0	0.00%
0020121													
Poll Place	0	0.00%	1	0.65%	0	0.00%	1	0.65%	153	0	0.00%	0	0.00%
Vote by Mail	5	1.38%	0	0.00%	2	0.55%	4	1.10%	362	0	0.00%	0	0.00%
Mail Ballot	0		0		0		0		0	0		0	
Total	5	0.97%	1	0.19%	2	0.39%	5	0.97%	515	0	0.00%	0	0.00%
0020232													
Poll Place	1	1.22%	1	1.22%	0	0.00%	1	1.22%	82	0	0.00%	0	0.00%
Vote by Mail	3	0.77%	3	0.77%	2	0.51%	2	0.51%	389	0	0.00%	0	0.00%
Mail Ballot	0		0		0		0		0	0		0	
Total	4	0.85%	4	0.85%	2	0.42%	3	0.64%	471	0	0.00%	0	0.00%

Precinct	Joseph Kishore Qualified Write In		Brock Pierce Qualified Write In		Jesse Ventura Qualified Write In	
0015124						
Poll Place	0	0.00%	0	0.00%	0	0.00%
Vote by Mail	0	0.00%	0	0.00%	0	0.00%
Mail Ballot	0		0		0	
Total	0	0.00%	0	0.00%	0	0.00%
0015132						
Poll Place	0	0.00%	0	0.00%	0	0.00%
Vote by Mail	0	0.00%	0	0.00%	0	0.00%
Mail Ballot	0		0		0	
Total	0	0.00%	0	0.00%	0	0.00%
0015133						
Poll Place	0	0.00%	0	0.00%	0	0.00%
Vote by Mail	0	0.00%	0	0.00%	0	0.00%
Mail Ballot	0		0		0	
Total	0	0.00%	0	0.00%	0	0.00%
0015135						
Poll Place	0	0.00%	0	0.00%	0	0.00%
Vote by Mail	0	0.00%	0	0.00%	0	0.00%
Mail Ballot	0		0		0	
Total	0	0.00%	0	0.00%	0	0.00%
0020121						
Poll Place	0	0.00%	0	0.00%	0	0.00%
Vote by Mail	0	0.00%	0	0.00%	0	0.00%
Mail Ballot	0		0		0	
Total	0	0.00%	0	0.00%	0	0.00%
0020232						
Poll Place	0	0.00%	0	0.00%	0	0.00%
Vote by Mail	0	0.00%	0	0.00%	0	0.00%
Mail Ballot	0		0		0	
Total	0	0.00%	0	0.00%	0	0.00%

Precinct	Registered Voters
0020236	
Poll Place	1,561
Vote by Mail	1,561
Mail Ballot	1,561
Total	1,561
0020243	
Poll Place	1,601
Vote by Mail	1,601
Mail Ballot	1,601
Total	1,601
0020245	
Poll Place	1,507
Vote by Mail	1,507
Mail Ballot	1,507
Total	1,507
0020246	
Poll Place	1,070
Vote by Mail	1,070
Mail Ballot	1,070
Total	1,070
0020248	
Poll Place	631
Vote by Mail	631
Mail Ballot	631
Total	631
0020249	
Poll Place	893
Vote by Mail	893
Mail Ballot	893
Total	893

Precinct	JOSEPH R. BIDEN FOR PRESIDENT (DEM)		DONALD J. TRUMP FOR PRESIDENT (REP)	
0020236				
Poll Place	62	57.94%	41	38.32%
Vote by Mail	496	67.76%	223	30.46%
Mail Ballot	0		0	
Total	558	66.51%	264	31.47%
0020243				
Poll Place	53	41.73%	72	56.69%
Vote by Mail	524	53.63%	428	43.81%
Mail Ballot	0		0	
Total	577	52.26%	500	45.29%
0020245				
Poll Place	72	60.00%	45	37.50%
Vote by Mail	507	64.75%	260	33.21%
Mail Ballot	0		0	
Total	579	64.12%	305	33.78%
0020246				
Poll Place	64	48.12%	65	48.87%
Vote by Mail	338	60.90%	210	37.84%
Mail Ballot	0		0	
Total	402	58.43%	275	39.97%
0020248				
Poll Place	27	39.71%	37	54.41%
Vote by Mail	236	71.73%	83	25.23%
Mail Ballot	0		0	
Total	263	66.25%	120	30.23%
0020249				
Poll Place	26	44.83%	32	55.17%
Vote by Mail	310	53.17%	261	44.77%
Mail Ballot	0		0	
Total	336	52.42%	293	45.71%

Precinct	GLORIA LA RIVA FOR PRESIDENT (PF)		ROQUE "ROCKY" DE LA FUENTE GUERRA FOR PRESIDENT (AIP)		HOWIE HAWKINS FOR PRESIDENT (GRN)		JO JORGENSEN FOR PRESIDENT (LIB)		Total Votes	Brian Carroll Qualified Write In		Mark Charles Qualified Write In	
0020236													
Poll Place	2	1.87%	0	0.00%	1	0.93%	1	0.93%	107	0	0.00%	0	0.00%
Vote by Mail	3	0.41%	3	0.41%	2	0.27%	5	0.68%	732	0	0.00%	0	0.00%
Mail Ballot	0		0		0		0		0	0		0	
Total	5	0.60%	3	0.36%	3	0.36%	6	0.72%	839	0	0.00%	0	0.00%
0020243													
Poll Place	1	0.79%	0	0.00%	0	0.00%	1	0.79%	127	0	0.00%	0	0.00%
Vote by Mail	6	0.61%	3	0.31%	5	0.51%	11	1.13%	977	0	0.00%	0	0.00%
Mail Ballot	0		0		0		0		0	0		0	
Total	7	0.63%	3	0.27%	5	0.45%	12	1.09%	1,104	0	0.00%	0	0.00%
0020245													
Poll Place	0	0.00%	1	0.83%	1	0.83%	1	0.83%	120	0	0.00%	0	0.00%
Vote by Mail	7	0.89%	1	0.13%	1	0.13%	7	0.89%	783	0	0.00%	0	0.00%
Mail Ballot	0		0		0		0		0	0		0	
Total	7	0.78%	2	0.22%	2	0.22%	8	0.89%	903	0	0.00%	0	0.00%
0020246													
Poll Place	1	0.75%	2	1.50%	0	0.00%	1	0.75%	133	0	0.00%	0	0.00%
Vote by Mail	0	0.00%	2	0.36%	2	0.36%	3	0.54%	555	0	0.00%	0	0.00%
Mail Ballot	0		0		0		0		0	0		0	
Total	1	0.15%	4	0.58%	2	0.29%	4	0.58%	688	0	0.00%	0	0.00%
0020248													
Poll Place	2	2.94%	1	1.47%	0	0.00%	1	1.47%	68	0	0.00%	0	0.00%
Vote by Mail	2	0.61%	3	0.91%	2	0.61%	3	0.91%	329	0	0.00%	0	0.00%
Mail Ballot	0		0		0		0		0	0		0	
Total	4	1.01%	4	1.01%	2	0.50%	4	1.01%	397	0	0.00%	0	0.00%
0020249													
Poll Place	0	0.00%	0	0.00%	0	0.00%	0	0.00%	58	0	0.00%	0	0.00%
Vote by Mail	5	0.86%	1	0.17%	1	0.17%	5	0.86%	583	0	0.00%	0	0.00%
Mail Ballot	0		0		0		0		0	0		0	
Total	5	0.78%	1	0.16%	1	0.16%	5	0.78%	641	0	0.00%	0	0.00%

Precinct	Joseph Kishore Qualified Write In		Brock Pierce Qualified Write In		Jesse Ventura Qualified Write In	
0020236						
Poll Place	0	0.00%	0	0.00%	0	0.00%
Vote by Mail	0	0.00%	0	0.00%	0	0.00%
Mail Ballot	0		0		0	
Total	0	0.00%	0	0.00%	0	0.00%
0020243						
Poll Place	0	0.00%	0	0.00%	0	0.00%
Vote by Mail	0	0.00%	0	0.00%	0	0.00%
Mail Ballot	0		0		0	
Total	0	0.00%	0	0.00%	0	0.00%
0020245						
Poll Place	0	0.00%	0	0.00%	0	0.00%
Vote by Mail	0	0.00%	0	0.00%	0	0.00%
Mail Ballot	0		0		0	
Total	0	0.00%	0	0.00%	0	0.00%
0020246						
Poll Place	0	0.00%	0	0.00%	0	0.00%
Vote by Mail	0	0.00%	0	0.00%	0	0.00%
Mail Ballot	0		0		0	
Total	0	0.00%	0	0.00%	0	0.00%
0020248						
Poll Place	0	0.00%	0	0.00%	0	0.00%
Vote by Mail	0	0.00%	0	0.00%	0	0.00%
Mail Ballot	0		0		0	
Total	0	0.00%	0	0.00%	0	0.00%
0020249						
Poll Place	0	0.00%	0	0.00%	0	0.00%
Vote by Mail	0	0.00%	0	0.00%	0	0.00%
Mail Ballot	0		0		0	
Total	0	0.00%	0	0.00%	0	0.00%

Precinct	Registered Voters
0020253	
Poll Place	681
Vote by Mail	681
Mail Ballot	681
Total	681
0020254	
Poll Place	1,589
Vote by Mail	1,589
Mail Ballot	1,589
Total	1,589
0020256	
Poll Place	1,566
Vote by Mail	1,566
Mail Ballot	1,566
Total	1,566
0020257	
Poll Place	724
Vote by Mail	724
Mail Ballot	724
Total	724
0020260	
Poll Place	968
Vote by Mail	968
Mail Ballot	968
Total	968
0020262	
Poll Place	764
Vote by Mail	764
Mail Ballot	764
Total	764

Precinct	JOSEPH R. BIDEN FOR PRESIDENT (DEM)		DONALD J. TRUMP FOR PRESIDENT (REP)	
0020253				
Poll Place	42	50.60%	39	46.99%
Vote by Mail	178	51.30%	159	45.82%
Mail Ballot	0		0	
Total	220	51.16%	198	46.05%
0020254				
Poll Place	59	33.15%	116	65.17%
Vote by Mail	438	50.81%	404	46.87%
Mail Ballot	0		0	
Total	497	47.79%	520	50.00%
0020256				
Poll Place	69	46.94%	77	52.38%
Vote by Mail	624	60.76%	378	36.81%
Mail Ballot	0		0	
Total	693	59.03%	455	38.76%
0020257				
Poll Place	49	58.33%	35	41.67%
Vote by Mail	235	59.95%	142	36.22%
Mail Ballot	0		0	
Total	284	59.66%	177	37.18%
0020260				
Poll Place	52	57.78%	36	40.00%
Vote by Mail	345	60.53%	199	34.91%
Mail Ballot	0		0	
Total	397	60.15%	235	35.61%
0020262				
Poll Place	46	44.66%	56	54.37%
Vote by Mail	267	54.38%	213	43.38%
Mail Ballot	0		0	
Total	313	52.69%	269	45.29%

Precinct	GLORIA LA RIVA FOR PRESIDENT (PF)		ROQUE "ROCKY" DE LA FUENTE GUERRA FOR PRESIDENT (AIP)		HOWIE HAWKINS FOR PRESIDENT (GRN)		JO JORGENSEN FOR PRESIDENT (LIB)		Total Votes	Brian Carroll Qualified Write In		Mark Charles Qualified Write In	
0020253													
Poll Place	0	0.00%	2	2.41%	0	0.00%	0	0.00%	83	0	0.00%	0	0.00%
Vote by Mail	0	0.00%	1	0.29%	2	0.58%	7	2.02%	347	0	0.00%	0	0.00%
Mail Ballot	0		0		0		0		0	0		0	
Total	0	0.00%	3	0.70%	2	0.47%	7	1.63%	430	0	0.00%	0	0.00%
0020254													
Poll Place	0	0.00%	0	0.00%	2	1.12%	1	0.56%	178	0	0.00%	0	0.00%
Vote by Mail	0	0.00%	5	0.58%	2	0.23%	13	1.51%	862	0	0.00%	0	0.00%
Mail Ballot	0		0		0		0		0	0		0	
Total	0	0.00%	5	0.48%	4	0.38%	14	1.35%	1,040	0	0.00%	0	0.00%
0020256													
Poll Place	0	0.00%	0	0.00%	0	0.00%	1	0.68%	147	0	0.00%	0	0.00%
Vote by Mail	7	0.68%	5	0.49%	7	0.68%	6	0.58%	1,027	0	0.00%	0	0.00%
Mail Ballot	0		0		0		0		0	0		0	
Total	7	0.60%	5	0.43%	7	0.60%	7	0.60%	1,174	0	0.00%	0	0.00%
0020257													
Poll Place	0	0.00%	0	0.00%	0	0.00%	0	0.00%	84	0	0.00%	0	0.00%
Vote by Mail	0	0.00%	2	0.51%	5	1.28%	7	1.79%	392	0	0.00%	0	0.00%
Mail Ballot	0		0		0		0		0	0		0	
Total	0	0.00%	2	0.42%	5	1.05%	7	1.47%	476	0	0.00%	0	0.00%
0020260													
Poll Place	1	1.11%	0	0.00%	0	0.00%	1	1.11%	90	0	0.00%	0	0.00%
Vote by Mail	2	0.35%	7	1.23%	6	1.05%	11	1.93%	570	0	0.00%	0	0.00%
Mail Ballot	0		0		0		0		0	0		0	
Total	3	0.45%	7	1.06%	6	0.91%	12	1.82%	660	0	0.00%	0	0.00%
0020262													
Poll Place	0	0.00%	1	0.97%	0	0.00%	0	0.00%	103	0	0.00%	0	0.00%
Vote by Mail	0	0.00%	2	0.41%	2	0.41%	7	1.43%	491	0	0.00%	0	0.00%
Mail Ballot	0		0		0		0		0	0		0	
Total	0	0.00%	3	0.51%	2	0.34%	7	1.18%	594	0	0.00%	0	0.00%

Precinct	Joseph Kishore Qualified Write In		Brock Pierce Qualified Write In		Jesse Ventura Qualified Write In	
0020253						
Poll Place	0	0.00%	0	0.00%	0	0.00%
Vote by Mail	0	0.00%	0	0.00%	0	0.00%
Mail Ballot	0		0		0	
Total	0	0.00%	0	0.00%	0	0.00%
0020254						
Poll Place	0	0.00%	0	0.00%	0	0.00%
Vote by Mail	0	0.00%	0	0.00%	0	0.00%
Mail Ballot	0		0		0	
Total	0	0.00%	0	0.00%	0	0.00%
0020256						
Poll Place	0	0.00%	0	0.00%	0	0.00%
Vote by Mail	0	0.00%	0	0.00%	0	0.00%
Mail Ballot	0		0		0	
Total	0	0.00%	0	0.00%	0	0.00%
0020257						
Poll Place	0	0.00%	0	0.00%	0	0.00%
Vote by Mail	0	0.00%	0	0.00%	1	0.26%
Mail Ballot	0		0		0	
Total	0	0.00%	0	0.00%	1	0.21%
0020260						
Poll Place	0	0.00%	0	0.00%	0	0.00%
Vote by Mail	0	0.00%	0	0.00%	0	0.00%
Mail Ballot	0		0		0	
Total	0	0.00%	0	0.00%	0	0.00%
0020262						
Poll Place	0	0.00%	0	0.00%	0	0.00%
Vote by Mail	0	0.00%	0	0.00%	0	0.00%
Mail Ballot	0		0		0	
Total	0	0.00%	0	0.00%	0	0.00%

Precinct	Registered Voters
0020263	
Poll Place	889
Vote by Mail	889
Mail Ballot	889
Total	889
0020271	
Poll Place	1,447
Vote by Mail	1,447
Mail Ballot	1,447
Total	1,447
0020272	
Poll Place	1,459
Vote by Mail	1,459
Mail Ballot	1,459
Total	1,459
0020282	
Poll Place	1,210
Vote by Mail	1,210
Mail Ballot	1,210
Total	1,210
0020283	
Poll Place	2,570
Vote by Mail	2,570
Mail Ballot	2,570
Total	2,570
0020284	
Poll Place	908
Vote by Mail	908
Mail Ballot	908
Total	908

Precinct	JOSEPH R. BIDEN FOR PRESIDENT (DEM)		DONALD J. TRUMP FOR PRESIDENT (REP)	
0020263				
Poll Place	35	44.87%	42	53.85%
Vote by Mail	359	63.88%	194	34.52%
Mail Ballot	0		0	
Total	394	61.56%	236	36.88%
0020271				
Poll Place	64	46.38%	71	51.45%
Vote by Mail	541	62.04%	311	35.67%
Mail Ballot	0		0	
Total	605	59.90%	382	37.82%
0020272				
Poll Place	58	62.37%	35	37.63%
Vote by Mail	581	65.95%	282	32.01%
Mail Ballot	0		0	
Total	639	65.61%	317	32.55%
0020282				
Poll Place	63	42.57%	84	56.76%
Vote by Mail	434	56.22%	320	41.45%
Mail Ballot	0		0	
Total	497	54.02%	404	43.91%
0020283				
Poll Place	84	45.16%	100	53.76%
Vote by Mail	970	56.73%	709	41.46%
Mail Ballot	0		0	
Total	1,054	55.59%	809	42.67%
0020284				
Poll Place	55	57.89%	38	40.00%
Vote by Mail	298	58.78%	196	38.66%
Mail Ballot	0		0	
Total	353	58.64%	234	38.87%

Precinct	GLORIA LA RIVA FOR PRESIDENT (PF)		ROQUE "ROCKY" DE LA FUENTE GUERRA FOR PRESIDENT (AIP)		HOWIE HAWKINS FOR PRESIDENT (GRN)		JO JORGENSEN FOR PRESIDENT (LIB)		Total Votes	Brian Carroll Qualified Write In		Mark Charles Qualified Write In	
0020263													
Poll Place	1	1.28%	0	0.00%	0	0.00%	0	0.00%	78	0	0.00%	0	0.00%
Vote by Mail	2	0.36%	1	0.18%	3	0.53%	3	0.53%	562	0	0.00%	0	0.00%
Mail Ballot	0		0		0		0		0	0		0	
Total	3	0.47%	1	0.16%	3	0.47%	3	0.47%	640	0	0.00%	0	0.00%
0020271													
Poll Place	1	0.72%	1	0.72%	1	0.72%	0	0.00%	138	0	0.00%	0	0.00%
Vote by Mail	5	0.57%	4	0.46%	1	0.11%	10	1.15%	872	0	0.00%	0	0.00%
Mail Ballot	0		0		0		0		0	0		0	
Total	6	0.59%	5	0.50%	2	0.20%	10	0.99%	1,010	0	0.00%	0	0.00%
0020272													
Poll Place	0	0.00%	0	0.00%	0	0.00%	0	0.00%	93	0	0.00%	0	0.00%
Vote by Mail	3	0.34%	3	0.34%	3	0.34%	8	0.91%	881	1	0.11%	0	0.00%
Mail Ballot	0		0		0		0		0	0		0	
Total	3	0.31%	3	0.31%	3	0.31%	8	0.82%	974	1	0.10%	0	0.00%
0020282													
Poll Place	0	0.00%	1	0.68%	0	0.00%	0	0.00%	148	0	0.00%	0	0.00%
Vote by Mail	4	0.52%	4	0.52%	3	0.39%	7	0.91%	772	0	0.00%	0	0.00%
Mail Ballot	0		0		0		0		0	0		0	
Total	4	0.43%	5	0.54%	3	0.33%	7	0.76%	920	0	0.00%	0	0.00%
0020283													
Poll Place	0	0.00%	1	0.54%	0	0.00%	1	0.54%	186	0	0.00%	0	0.00%
Vote by Mail	4	0.23%	9	0.53%	5	0.29%	13	0.76%	1,710	0	0.00%	0	0.00%
Mail Ballot	0		0		0		0		0	0		0	
Total	4	0.21%	10	0.53%	5	0.26%	14	0.74%	1,896	0	0.00%	0	0.00%
0020284													
Poll Place	1	1.05%	0	0.00%	0	0.00%	1	1.05%	95	0	0.00%	0	0.00%
Vote by Mail	0	0.00%	4	0.79%	2	0.39%	7	1.38%	507	0	0.00%	0	0.00%
Mail Ballot	0		0		0		0		0	0		0	
Total	1	0.17%	4	0.66%	2	0.33%	8	1.33%	602	0	0.00%	0	0.00%

Precinct	Joseph Kishore Qualified Write In		Brock Pierce Qualified Write In		Jesse Ventura Qualified Write In	
0020263						
Poll Place	0	0.00%	0	0.00%	0	0.00%
Vote by Mail	0	0.00%	0	0.00%	0	0.00%
Mail Ballot	0		0		0	
Total	0	0.00%	0	0.00%	0	0.00%
0020271						
Poll Place	0	0.00%	0	0.00%	0	0.00%
Vote by Mail	0	0.00%	0	0.00%	0	0.00%
Mail Ballot	0		0		0	
Total	0	0.00%	0	0.00%	0	0.00%
0020272						
Poll Place	0	0.00%	0	0.00%	0	0.00%
Vote by Mail	0	0.00%	0	0.00%	0	0.00%
Mail Ballot	0		0		0	
Total	0	0.00%	0	0.00%	0	0.00%
0020282						
Poll Place	0	0.00%	0	0.00%	0	0.00%
Vote by Mail	0	0.00%	0	0.00%	0	0.00%
Mail Ballot	0		0		0	
Total	0	0.00%	0	0.00%	0	0.00%
0020283						
Poll Place	0	0.00%	0	0.00%	0	0.00%
Vote by Mail	0	0.00%	0	0.00%	0	0.00%
Mail Ballot	0		0		0	
Total	0	0.00%	0	0.00%	0	0.00%
0020284						
Poll Place	0	0.00%	0	0.00%	0	0.00%
Vote by Mail	0	0.00%	0	0.00%	0	0.00%
Mail Ballot	0		0		0	
Total	0	0.00%	0	0.00%	0	0.00%

Precinct	Registered Voters
0020286	
Poll Place	1,505
Vote by Mail	1,505
Mail Ballot	1,505
Total	1,505
0020288	
Poll Place	924
Vote by Mail	924
Mail Ballot	924
Total	924
0020289	
Poll Place	1,429
Vote by Mail	1,429
Mail Ballot	1,429
Total	1,429
0020294	
Poll Place	1,168
Vote by Mail	1,168
Mail Ballot	1,168
Total	1,168
0020298	
Poll Place	1,210
Vote by Mail	1,210
Mail Ballot	1,210
Total	1,210
0021143	
Poll Place	1,124
Vote by Mail	1,124
Mail Ballot	1,124
Total	1,124

Precinct	JOSEPH R. BIDEN FOR PRESIDENT (DEM)		DONALD J. TRUMP FOR PRESIDENT (REP)	
0020286				
Poll Place	59	47.58%	61	49.19%
Vote by Mail	621	62.35%	352	35.34%
Mail Ballot	0		0	
Total	680	60.71%	413	36.88%
0020288				
Poll Place	30	37.97%	47	59.49%
Vote by Mail	273	60.00%	160	35.16%
Mail Ballot	0		0	
Total	303	56.74%	207	38.76%
0020289				
Poll Place	49	41.53%	66	55.93%
Vote by Mail	457	57.48%	306	38.49%
Mail Ballot	0		0	
Total	506	55.42%	372	40.74%
0020294				
Poll Place	39	35.78%	68	62.39%
Vote by Mail	407	53.62%	327	43.08%
Mail Ballot	0		0	
Total	446	51.38%	395	45.51%
0020298				
Poll Place	36	38.71%	55	59.14%
Vote by Mail	465	60.39%	286	37.14%
Mail Ballot	0		0	
Total	501	58.05%	341	39.51%
0021143				
Poll Place	21	12.28%	146	85.38%
Vote by Mail	273	33.70%	518	63.95%
Mail Ballot	0		0	
Total	294	29.97%	664	67.69%

Precinct	GLORIA LA RIVA FOR PRESIDENT (PF)		ROQUE "ROCKY" DE LA FUENTE GUERRA FOR PRESIDENT (AIP)		HOWIE HAWKINS FOR PRESIDENT (GRN)		JO JORGENSEN FOR PRESIDENT (LIB)		Total Votes	Brian Carroll Qualified Write In		Mark Charles Qualified Write In	
0020286													
Poll Place	0	0.00%	2	1.61%	0	0.00%	2	1.61%	124	0	0.00%	0	0.00%
Vote by Mail	4	0.40%	9	0.90%	2	0.20%	8	0.80%	996	0	0.00%	0	0.00%
Mail Ballot	0		0		0		0		0	0		0	
Total	4	0.36%	11	0.98%	2	0.18%	10	0.89%	1,120	0	0.00%	0	0.00%
0020288													
Poll Place	0	0.00%	1	1.27%	1	1.27%	0	0.00%	79	0	0.00%	0	0.00%
Vote by Mail	8	1.76%	3	0.66%	3	0.66%	8	1.76%	455	0	0.00%	0	0.00%
Mail Ballot	0		0		0		0		0	0		0	
Total	8	1.50%	4	0.75%	4	0.75%	8	1.50%	534	0	0.00%	0	0.00%
0020289													
Poll Place	0	0.00%	2	1.69%	0	0.00%	1	0.85%	118	0	0.00%	0	0.00%
Vote by Mail	10	1.26%	7	0.88%	11	1.38%	4	0.50%	795	0	0.00%	0	0.00%
Mail Ballot	0		0		0		0		0	0		0	
Total	10	1.10%	9	0.99%	11	1.20%	5	0.55%	913	0	0.00%	0	0.00%
0020294													
Poll Place	2	1.83%	0	0.00%	0	0.00%	0	0.00%	109	0	0.00%	0	0.00%
Vote by Mail	6	0.79%	3	0.40%	2	0.26%	14	1.84%	759	0	0.00%	0	0.00%
Mail Ballot	0		0		0		0		0	0		0	
Total	8	0.92%	3	0.35%	2	0.23%	14	1.61%	868	0	0.00%	0	0.00%
0020298													
Poll Place	0	0.00%	1	1.08%	0	0.00%	1	1.08%	93	0	0.00%	0	0.00%
Vote by Mail	1	0.13%	9	1.17%	2	0.26%	7	0.91%	770	0	0.00%	0	0.00%
Mail Ballot	0		0		0		0		0	0		0	
Total	1	0.12%	10	1.16%	2	0.23%	8	0.93%	863	0	0.00%	0	0.00%
0021143													
Poll Place	0	0.00%	1	0.58%	0	0.00%	3	1.75%	171	0	0.00%	0	0.00%
Vote by Mail	0	0.00%	1	0.12%	5	0.62%	11	1.36%	810	0	0.00%	0	0.00%
Mail Ballot	0		0		0		0		0	0		0	
Total	0	0.00%	2	0.20%	5	0.51%	14	1.43%	981	0	0.00%	0	0.00%

Precinct	Joseph Kishore Qualified Write In		Brock Pierce Qualified Write In		Jesse Ventura Qualified Write In	
0020286						
Poll Place	0	0.00%	0	0.00%	0	0.00%
Vote by Mail	0	0.00%	0	0.00%	0	0.00%
Mail Ballot	0		0		0	
Total	0	0.00%	0	0.00%	0	0.00%
0020288						
Poll Place	0	0.00%	0	0.00%	0	0.00%
Vote by Mail	0	0.00%	0	0.00%	0	0.00%
Mail Ballot	0		0		0	
Total	0	0.00%	0	0.00%	0	0.00%
0020289						
Poll Place	0	0.00%	0	0.00%	0	0.00%
Vote by Mail	0	0.00%	0	0.00%	0	0.00%
Mail Ballot	0		0		0	
Total	0	0.00%	0	0.00%	0	0.00%
0020294						
Poll Place	0	0.00%	0	0.00%	0	0.00%
Vote by Mail	0	0.00%	0	0.00%	0	0.00%
Mail Ballot	0		0		0	
Total	0	0.00%	0	0.00%	0	0.00%
0020298						
Poll Place	0	0.00%	0	0.00%	0	0.00%
Vote by Mail	0	0.00%	0	0.00%	0	0.00%
Mail Ballot	0		0		0	
Total	0	0.00%	0	0.00%	0	0.00%
0021143						
Poll Place	0	0.00%	0	0.00%	0	0.00%
Vote by Mail	0	0.00%	0	0.00%	2	0.25%
Mail Ballot	0		0		0	
Total	0	0.00%	0	0.00%	2	0.20%

Precinct	Registered Voters
0021144	
Poll Place	983
Vote by Mail	983
Mail Ballot	983
Total	983
0021145	
Poll Place	1,444
Vote by Mail	1,444
Mail Ballot	1,444
Total	1,444
0021148	
Poll Place	852
Vote by Mail	852
Mail Ballot	852
Total	852
0021275	
Poll Place	1,627
Vote by Mail	1,627
Mail Ballot	1,627
Total	1,627
0021280	
Poll Place	920
Vote by Mail	920
Mail Ballot	920
Total	920
0021281	
Poll Place	1,139
Vote by Mail	1,139
Mail Ballot	1,139
Total	1,139

Precinct	JOSEPH R. BIDEN FOR PRESIDENT (DEM)		DONALD J. TRUMP FOR PRESIDENT (REP)	
0021144				
Poll Place	8	6.90%	104	89.66%
Vote by Mail	245	33.70%	463	63.69%
Mail Ballot	0		0	
Total	253	30.01%	567	67.26%
0021145				
Poll Place	18	9.18%	177	90.31%
Vote by Mail	387	35.09%	699	63.37%
Mail Ballot	0		0	
Total	405	31.18%	876	67.44%
0021148				
Poll Place	11	8.53%	117	90.70%
Vote by Mail	199	32.31%	407	66.07%
Mail Ballot	0		0	
Total	210	28.19%	524	70.34%
0021275				
Poll Place	52	31.52%	107	64.85%
Vote by Mail	445	48.26%	449	48.70%
Mail Ballot	0		0	
Total	497	45.72%	556	51.15%
0021280				
Poll Place	43	35.83%	72	60.00%
Vote by Mail	282	55.95%	209	41.47%
Mail Ballot	0		0	
Total	325	52.08%	281	45.03%
0021281				
Poll Place	52	34.44%	98	64.90%
Vote by Mail	306	41.86%	393	53.76%
Mail Ballot	0		0	
Total	358	40.59%	491	55.67%

Precinct	GLORIA LA RIVA FOR PRESIDENT (PF)		ROQUE "ROCKY" DE LA FUENTE GUERRA FOR PRESIDENT (AIP)		HOWIE HAWKINS FOR PRESIDENT (GRN)		JO JORGENSEN FOR PRESIDENT (LIB)		Total Votes	Brian Carroll Qualified Write In		Mark Charles Qualified Write In	
0021144													
Poll Place	0	0.00%	0	0.00%	0	0.00%	4	3.45%	116	0	0.00%	0	0.00%
Vote by Mail	1	0.14%	1	0.14%	3	0.41%	14	1.93%	727	0	0.00%	0	0.00%
Mail Ballot	0		0		0		0		0	0		0	
Total	1	0.12%	1	0.12%	3	0.36%	18	2.14%	843	0	0.00%	0	0.00%
0021145													
Poll Place	0	0.00%	0	0.00%	0	0.00%	1	0.51%	196	0	0.00%	0	0.00%
Vote by Mail	0	0.00%	3	0.27%	0	0.00%	14	1.27%	1,103	0	0.00%	0	0.00%
Mail Ballot	0		0		0		0		0	0		0	
Total	0	0.00%	3	0.23%	0	0.00%	15	1.15%	1,299	0	0.00%	0	0.00%
0021148													
Poll Place	0	0.00%	0	0.00%	0	0.00%	1	0.78%	129	0	0.00%	0	0.00%
Vote by Mail	0	0.00%	2	0.32%	2	0.32%	5	0.81%	616	1	0.16%	0	0.00%
Mail Ballot	0		0		0		0		0	0		0	
Total	0	0.00%	2	0.27%	2	0.27%	6	0.81%	745	1	0.13%	0	0.00%
0021275													
Poll Place	2	1.21%	1	0.61%	0	0.00%	3	1.82%	165	0	0.00%	0	0.00%
Vote by Mail	3	0.33%	6	0.65%	5	0.54%	14	1.52%	922	0	0.00%	0	0.00%
Mail Ballot	0		0		0		0		0	0		0	
Total	5	0.46%	7	0.64%	5	0.46%	17	1.56%	1,087	0	0.00%	0	0.00%
0021280													
Poll Place	0	0.00%	3	2.50%	0	0.00%	2	1.67%	120	0	0.00%	0	0.00%
Vote by Mail	2	0.40%	2	0.40%	1	0.20%	8	1.59%	504	0	0.00%	0	0.00%
Mail Ballot	0		0		0		0		0	0		0	
Total	2	0.32%	5	0.80%	1	0.16%	10	1.60%	624	0	0.00%	0	0.00%
0021281													
Poll Place	0	0.00%	0	0.00%	1	0.66%	0	0.00%	151	0	0.00%	0	0.00%
Vote by Mail	5	0.68%	2	0.27%	8	1.09%	17	2.33%	731	0	0.00%	0	0.00%
Mail Ballot	0		0		0		0		0	0		0	
Total	5	0.57%	2	0.23%	9	1.02%	17	1.93%	882	0	0.00%	0	0.00%

Precinct	Joseph Kishore Qualified Write In		Brock Pierce Qualified Write In		Jesse Ventura Qualified Write In	
0021144						
Poll Place	0	0.00%	0	0.00%	0	0.00%
Vote by Mail	0	0.00%	0	0.00%	0	0.00%
Mail Ballot	0		0		0	
Total	0	0.00%	0	0.00%	0	0.00%
0021145						
Poll Place	0	0.00%	0	0.00%	0	0.00%
Vote by Mail	0	0.00%	0	0.00%	0	0.00%
Mail Ballot	0		0		0	
Total	0	0.00%	0	0.00%	0	0.00%
0021148						
Poll Place	0	0.00%	0	0.00%	0	0.00%
Vote by Mail	0	0.00%	0	0.00%	0	0.00%
Mail Ballot	0		0		0	
Total	0	0.00%	0	0.00%	0	0.00%
0021275						
Poll Place	0	0.00%	0	0.00%	0	0.00%
Vote by Mail	0	0.00%	0	0.00%	0	0.00%
Mail Ballot	0		0		0	
Total	0	0.00%	0	0.00%	0	0.00%
0021280						
Poll Place	0	0.00%	0	0.00%	0	0.00%
Vote by Mail	0	0.00%	0	0.00%	0	0.00%
Mail Ballot	0		0		0	
Total	0	0.00%	0	0.00%	0	0.00%
0021281						
Poll Place	0	0.00%	0	0.00%	0	0.00%
Vote by Mail	0	0.00%	0	0.00%	0	0.00%
Mail Ballot	0		0		0	
Total	0	0.00%	0	0.00%	0	0.00%

Precinct	Registered Voters
0021282	
Poll Place	1,118
Vote by Mail	1,118
Mail Ballot	1,118
Total	1,118
0021283	
Poll Place	1,561
Vote by Mail	1,561
Mail Ballot	1,561
Total	1,561
0021511	
Poll Place	382
Vote by Mail	382
Mail Ballot	382
Total	382
0021512	
Poll Place	1,090
Vote by Mail	1,090
Mail Ballot	1,090
Total	1,090
0021513	
Poll Place	262
Vote by Mail	262
Mail Ballot	262
Total	262
0021660	
Poll Place	351
Vote by Mail	351
Mail Ballot	351
Total	351

Precinct	JOSEPH R. BIDEN FOR PRESIDENT (DEM)		DONALD J. TRUMP FOR PRESIDENT (REP)	
0021282				
Poll Place	48	29.09%	113	68.48%
Vote by Mail	350	53.68%	284	43.56%
Mail Ballot	0		0	
Total	398	48.71%	397	48.59%
0021283				
Poll Place	83	36.09%	140	60.87%
Vote by Mail	458	50.83%	424	47.06%
Mail Ballot	0		0	
Total	541	47.83%	564	49.87%
0021511				
Poll Place	7	16.67%	35	83.33%
Vote by Mail	56	19.18%	232	79.45%
Mail Ballot	0		0	
Total	63	18.86%	267	79.94%
0021512				
Poll Place	6	4.76%	113	89.68%
Vote by Mail	205	24.52%	613	73.33%
Mail Ballot	0		0	
Total	211	21.93%	726	75.47%
0021513				
Poll Place	2	8.70%	21	91.30%
Vote by Mail	59	28.78%	141	68.78%
Mail Ballot	0		0	
Total	61	26.75%	162	71.05%
0021660				
Poll Place	13	14.44%	75	83.33%
Vote by Mail	70	36.65%	115	60.21%
Mail Ballot	0		0	
Total	83	29.54%	190	67.62%

Precinct	GLORIA LA RIVA FOR PRESIDENT (PF)		ROQUE "ROCKY" DE LA FUENTE GUERRA FOR PRESIDENT (AIP)		HOWIE HAWKINS FOR PRESIDENT (GRN)		JO JORGENSEN FOR PRESIDENT (LIB)		Total Votes	Brian Carroll Qualified Write In		Mark Charles Qualified Write In	
0021282													
Poll Place	2	1.21%	0	0.00%	1	0.61%	1	0.61%	165	0	0.00%	0	0.00%
Vote by Mail	0	0.00%	2	0.31%	4	0.61%	12	1.84%	652	0	0.00%	0	0.00%
Mail Ballot	0		0		0		0		0	0		0	
Total	2	0.24%	2	0.24%	5	0.61%	13	1.59%	817	0	0.00%	0	0.00%
0021283													
Poll Place	1	0.43%	0	0.00%	3	1.30%	3	1.30%	230	0	0.00%	0	0.00%
Vote by Mail	4	0.44%	3	0.33%	2	0.22%	10	1.11%	901	0	0.00%	0	0.00%
Mail Ballot	0		0		0		0		0	0		0	
Total	5	0.44%	3	0.27%	5	0.44%	13	1.15%	1,131	0	0.00%	0	0.00%
0021511													
Poll Place	0	0.00%	0	0.00%	0	0.00%	0	0.00%	42	0	0.00%	0	0.00%
Vote by Mail	0	0.00%	1	0.34%	0	0.00%	3	1.03%	292	0	0.00%	0	0.00%
Mail Ballot	0		0		0		0		0	0		0	
Total	0	0.00%	1	0.30%	0	0.00%	3	0.90%	334	0	0.00%	0	0.00%
0021512													
Poll Place	0	0.00%	1	0.79%	0	0.00%	6	4.76%	126	0	0.00%	0	0.00%
Vote by Mail	1	0.12%	3	0.36%	1	0.12%	13	1.56%	836	0	0.00%	0	0.00%
Mail Ballot	0		0		0		0		0	0		0	
Total	1	0.10%	4	0.42%	1	0.10%	19	1.98%	962	0	0.00%	0	0.00%
0021513													
Poll Place	0	0.00%	0	0.00%	0	0.00%	0	0.00%	23	0	0.00%	0	0.00%
Vote by Mail	0	0.00%	0	0.00%	0	0.00%	5	2.44%	205	0	0.00%	0	0.00%
Mail Ballot	0		0		0		0		0	0		0	
Total	0	0.00%	0	0.00%	0	0.00%	5	2.19%	228	0	0.00%	0	0.00%
0021660													
Poll Place	0	0.00%	0	0.00%	1	1.11%	1	1.11%	90	0	0.00%	0	0.00%
Vote by Mail	0	0.00%	0	0.00%	1	0.52%	5	2.62%	191	0	0.00%	0	0.00%
Mail Ballot	0		0		0		0		0	0		0	
Total	0	0.00%	0	0.00%	2	0.71%	6	2.14%	281	0	0.00%	0	0.00%

Precinct	Joseph Kishore Qualified Write In		Brock Pierce Qualified Write In		Jesse Ventura Qualified Write In	
0021282						
Poll Place	0	0.00%	0	0.00%	0	0.00%
Vote by Mail	0	0.00%	0	0.00%	0	0.00%
Mail Ballot	0		0		0	
Total	0	0.00%	0	0.00%	0	0.00%
0021283						
Poll Place	0	0.00%	0	0.00%	0	0.00%
Vote by Mail	0	0.00%	0	0.00%	0	0.00%
Mail Ballot	0		0		0	
Total	0	0.00%	0	0.00%	0	0.00%
0021511						
Poll Place	0	0.00%	0	0.00%	0	0.00%
Vote by Mail	0	0.00%	0	0.00%	0	0.00%
Mail Ballot	0		0		0	
Total	0	0.00%	0	0.00%	0	0.00%
0021512						
Poll Place	0	0.00%	0	0.00%	0	0.00%
Vote by Mail	0	0.00%	0	0.00%	0	0.00%
Mail Ballot	0		0		0	
Total	0	0.00%	0	0.00%	0	0.00%
0021513						
Poll Place	0	0.00%	0	0.00%	0	0.00%
Vote by Mail	0	0.00%	0	0.00%	0	0.00%
Mail Ballot	0		0		0	
Total	0	0.00%	0	0.00%	0	0.00%
0021660						
Poll Place	0	0.00%	0	0.00%	0	0.00%
Vote by Mail	0	0.00%	0	0.00%	0	0.00%
Mail Ballot	0		0		0	
Total	0	0.00%	0	0.00%	0	0.00%

Precinct	Registered Voters
0021710	
Poll Place	540
Vote by Mail	540
Mail Ballot	540
Total	540
0021781	
Poll Place	583
Vote by Mail	583
Mail Ballot	583
Total	583
0021885	
Poll Place	876
Vote by Mail	876
Mail Ballot	876
Total	876
0021886	
Poll Place	1,008
Vote by Mail	1,008
Mail Ballot	1,008
Total	1,008
0021888	
Poll Place	1,381
Vote by Mail	1,381
Mail Ballot	1,381
Total	1,381
0021889	
Poll Place	1,513
Vote by Mail	1,513
Mail Ballot	1,513
Total	1,513

Precinct	JOSEPH R. BIDEN FOR PRESIDENT (DEM)		DONALD J. TRUMP FOR PRESIDENT (REP)	
0021710				
Poll Place	15	15.96%	73	77.66%
Vote by Mail	98	31.72%	192	62.14%
Mail Ballot	0		0	
Total	113	28.04%	265	65.76%
0021781				
Poll Place	13	10.48%	108	87.10%
Vote by Mail	79	21.29%	287	77.36%
Mail Ballot	0		0	
Total	92	18.59%	395	79.80%
0021885				
Poll Place	19	14.07%	114	84.44%
Vote by Mail	191	32.82%	368	63.23%
Mail Ballot	0		0	
Total	210	29.29%	482	67.22%
0021886				
Poll Place	15	18.52%	59	72.84%
Vote by Mail	233	35.04%	405	60.90%
Mail Ballot	0		0	
Total	248	33.24%	464	62.20%
0021888				
Poll Place	17	10.83%	137	87.26%
Vote by Mail	274	26.02%	750	71.23%
Mail Ballot	0		0	
Total	291	24.05%	887	73.31%
0021889				
Poll Place	14	8.70%	142	88.20%
Vote by Mail	309	28.22%	754	68.86%
Mail Ballot	0		0	
Total	323	25.72%	896	71.34%

Precinct	GLORIA LA RIVA FOR PRESIDENT (PF)		ROQUE "ROCKY" DE LA FUENTE GUERRA FOR PRESIDENT (AIP)		HOWIE HAWKINS FOR PRESIDENT (GRN)		JO JORGENSEN FOR PRESIDENT (LIB)		Total Votes	Brian Carroll Qualified Write In		Mark Charles Qualified Write In	
0021710													
Poll Place	1	1.06%	0	0.00%	0	0.00%	5	5.32%	94	0	0.00%	0	0.00%
Vote by Mail	1	0.32%	1	0.32%	5	1.62%	11	3.56%	309	1	0.32%	0	0.00%
Mail Ballot	0		0		0		0		0	0		0	
Total	2	0.50%	1	0.25%	5	1.24%	16	3.97%	403	1	0.25%	0	0.00%
0021781													
Poll Place	0	0.00%	1	0.81%	0	0.00%	2	1.61%	124	0	0.00%	0	0.00%
Vote by Mail	1	0.27%	0	0.00%	0	0.00%	4	1.08%	371	0	0.00%	0	0.00%
Mail Ballot	0		0		0		0		0	0		0	
Total	1	0.20%	1	0.20%	0	0.00%	6	1.21%	495	0	0.00%	0	0.00%
0021885													
Poll Place	0	0.00%	1	0.74%	0	0.00%	1	0.74%	135	0	0.00%	0	0.00%
Vote by Mail	1	0.17%	1	0.17%	2	0.34%	19	3.26%	582	0	0.00%	0	0.00%
Mail Ballot	0		0		0		0		0	0		0	
Total	1	0.14%	2	0.28%	2	0.28%	20	2.79%	717	0	0.00%	0	0.00%
0021886													
Poll Place	1	1.23%	0	0.00%	0	0.00%	6	7.41%	81	0	0.00%	0	0.00%
Vote by Mail	2	0.30%	4	0.60%	1	0.15%	20	3.01%	665	0	0.00%	0	0.00%
Mail Ballot	0		0		0		0		0	0		0	
Total	3	0.40%	4	0.54%	1	0.13%	26	3.49%	746	0	0.00%	0	0.00%
0021888													
Poll Place	0	0.00%	0	0.00%	0	0.00%	3	1.91%	157	0	0.00%	0	0.00%
Vote by Mail	2	0.19%	2	0.19%	0	0.00%	23	2.18%	1,053	2	0.19%	0	0.00%
Mail Ballot	0		0		0		0		0	0		0	
Total	2	0.17%	2	0.17%	0	0.00%	26	2.15%	1,210	2	0.17%	0	0.00%
0021889													
Poll Place	0	0.00%	1	0.62%	1	0.62%	3	1.86%	161	0	0.00%	0	0.00%
Vote by Mail	2	0.18%	2	0.18%	3	0.27%	25	2.28%	1,095	0	0.00%	0	0.00%
Mail Ballot	0		0		0		0		0	0		0	
Total	2	0.16%	3	0.24%	4	0.32%	28	2.23%	1,256	0	0.00%	0	0.00%

Precinct	Joseph Kishore Qualified Write In		Brock Pierce Qualified Write In		Jesse Ventura Qualified Write In	
0021710						
Poll Place	0	0.00%	0	0.00%	0	0.00%
Vote by Mail	0	0.00%	0	0.00%	0	0.00%
Mail Ballot	0		0		0	
Total	0	0.00%	0	0.00%	0	0.00%
0021781						
Poll Place	0	0.00%	0	0.00%	0	0.00%
Vote by Mail	0	0.00%	0	0.00%	0	0.00%
Mail Ballot	0		0		0	
Total	0	0.00%	0	0.00%	0	0.00%
0021885						
Poll Place	0	0.00%	0	0.00%	0	0.00%
Vote by Mail	0	0.00%	0	0.00%	0	0.00%
Mail Ballot	0		0		0	
Total	0	0.00%	0	0.00%	0	0.00%
0021886						
Poll Place	0	0.00%	0	0.00%	0	0.00%
Vote by Mail	0	0.00%	0	0.00%	0	0.00%
Mail Ballot	0		0		0	
Total	0	0.00%	0	0.00%	0	0.00%
0021888						
Poll Place	0	0.00%	0	0.00%	0	0.00%
Vote by Mail	0	0.00%	0	0.00%	0	0.00%
Mail Ballot	0		0		0	
Total	0	0.00%	0	0.00%	0	0.00%
0021889						
Poll Place	0	0.00%	0	0.00%	0	0.00%
Vote by Mail	0	0.00%	0	0.00%	0	0.00%
Mail Ballot	0		0		0	
Total	0	0.00%	0	0.00%	0	0.00%

Precinct	Registered Voters
0021894	
Poll Place	1,067
Vote by Mail	1,067
Mail Ballot	1,067
Total	1,067
0022003	
Poll Place	856
Vote by Mail	856
Mail Ballot	856
Total	856
0022004	
Poll Place	867
Vote by Mail	867
Mail Ballot	867
Total	867
0022005	
Poll Place	1,026
Vote by Mail	1,026
Mail Ballot	1,026
Total	1,026
0022006	
Poll Place	1,648
Vote by Mail	1,648
Mail Ballot	1,648
Total	1,648
0022008	
Poll Place	1,461
Vote by Mail	1,461
Mail Ballot	1,461
Total	1,461

Precinct	JOSEPH R. BIDEN FOR PRESIDENT (DEM)		DONALD J. TRUMP FOR PRESIDENT (REP)	
0021894				
Poll Place	20	11.83%	146	86.39%
Vote by Mail	216	30.08%	484	67.41%
Mail Ballot	0		0	
Total	236	26.61%	630	71.03%
0022003				
Poll Place	45	50.00%	43	47.78%
Vote by Mail	312	67.83%	140	30.43%
Mail Ballot	0		0	
Total	357	64.91%	183	33.27%
0022004				
Poll Place	26	46.43%	30	53.57%
Vote by Mail	275	56.12%	200	40.82%
Mail Ballot	0		0	
Total	301	55.13%	230	42.12%
0022005				
Poll Place	45	50.56%	41	46.07%
Vote by Mail	348	70.45%	134	27.13%
Mail Ballot	0		0	
Total	393	67.41%	175	30.02%
0022006				
Poll Place	58	48.74%	58	48.74%
Vote by Mail	575	60.15%	357	37.34%
Mail Ballot	0		0	
Total	633	58.88%	415	38.60%
0022008				
Poll Place	44	43.14%	56	54.90%
Vote by Mail	482	56.05%	340	39.53%
Mail Ballot	0		0	
Total	526	54.68%	396	41.16%

Precinct	GLORIA LA RIVA FOR PRESIDENT (PF)		ROQUE "ROCKY" DE LA FUENTE GUERRA FOR PRESIDENT (AIP)		HOWIE HAWKINS FOR PRESIDENT (GRN)		JO JORGENSEN FOR PRESIDENT (LIB)		Total Votes	Brian Carroll Qualified Write In		Mark Charles Qualified Write In	
0021894													
Poll Place	0	0.00%	1	0.59%	0	0.00%	2	1.18%	169	0	0.00%	0	0.00%
Vote by Mail	1	0.14%	1	0.14%	3	0.42%	13	1.81%	718	0	0.00%	0	0.00%
Mail Ballot	0		0		0		0		0	0		0	
Total	1	0.11%	2	0.23%	3	0.34%	15	1.69%	887	0	0.00%	0	0.00%
0022003													
Poll Place	0	0.00%	1	1.11%	0	0.00%	1	1.11%	90	0	0.00%	0	0.00%
Vote by Mail	1	0.22%	1	0.22%	1	0.22%	5	1.09%	460	0	0.00%	0	0.00%
Mail Ballot	0		0		0		0		0	0		0	
Total	1	0.18%	2	0.36%	1	0.18%	6	1.09%	550	0	0.00%	0	0.00%
0022004													
Poll Place	0	0.00%	0	0.00%	0	0.00%	0	0.00%	56	0	0.00%	0	0.00%
Vote by Mail	1	0.20%	6	1.22%	1	0.20%	7	1.43%	490	0	0.00%	0	0.00%
Mail Ballot	0		0		0		0		0	0		0	
Total	1	0.18%	6	1.10%	1	0.18%	7	1.28%	546	0	0.00%	0	0.00%
0022005													
Poll Place	0	0.00%	0	0.00%	1	1.12%	2	2.25%	89	0	0.00%	0	0.00%
Vote by Mail	1	0.20%	4	0.81%	1	0.20%	5	1.01%	494	1	0.20%	0	0.00%
Mail Ballot	0		0		0		0		0	0		0	
Total	1	0.17%	4	0.69%	2	0.34%	7	1.20%	583	1	0.17%	0	0.00%
0022006													
Poll Place	0	0.00%	2	1.68%	0	0.00%	1	0.84%	119	0	0.00%	0	0.00%
Vote by Mail	2	0.21%	8	0.84%	5	0.52%	9	0.94%	956	0	0.00%	0	0.00%
Mail Ballot	0		0		0		0		0	0		0	
Total	2	0.19%	10	0.93%	5	0.47%	10	0.93%	1,075	0	0.00%	0	0.00%
0022008													
Poll Place	0	0.00%	0	0.00%	0	0.00%	2	1.96%	102	0	0.00%	0	0.00%
Vote by Mail	6	0.70%	12	1.40%	4	0.47%	14	1.63%	860	2	0.23%	0	0.00%
Mail Ballot	0		0		0		0		0	0		0	
Total	6	0.62%	12	1.25%	4	0.42%	16	1.66%	962	2	0.21%	0	0.00%

Precinct	Joseph Kishore Qualified Write In		Brock Pierce Qualified Write In		Jesse Ventura Qualified Write In	
0021894						
Poll Place	0	0.00%	0	0.00%	0	0.00%
Vote by Mail	0	0.00%	0	0.00%	0	0.00%
Mail Ballot	0		0		0	
Total	0	0.00%	0	0.00%	0	0.00%
0022003						
Poll Place	0	0.00%	0	0.00%	0	0.00%
Vote by Mail	0	0.00%	0	0.00%	0	0.00%
Mail Ballot	0		0		0	
Total	0	0.00%	0	0.00%	0	0.00%
0022004						
Poll Place	0	0.00%	0	0.00%	0	0.00%
Vote by Mail	0	0.00%	0	0.00%	0	0.00%
Mail Ballot	0		0		0	
Total	0	0.00%	0	0.00%	0	0.00%
0022005						
Poll Place	0	0.00%	0	0.00%	0	0.00%
Vote by Mail	0	0.00%	0	0.00%	0	0.00%
Mail Ballot	0		0		0	
Total	0	0.00%	0	0.00%	0	0.00%
0022006						
Poll Place	0	0.00%	0	0.00%	0	0.00%
Vote by Mail	0	0.00%	0	0.00%	0	0.00%
Mail Ballot	0		0		0	
Total	0	0.00%	0	0.00%	0	0.00%
0022008						
Poll Place	0	0.00%	0	0.00%	0	0.00%
Vote by Mail	0	0.00%	0	0.00%	0	0.00%
Mail Ballot	0		0		0	
Total	0	0.00%	0	0.00%	0	0.00%

Precinct	Registered Voters
0022018	
Poll Place	1,880
Vote by Mail	1,880
Mail Ballot	1,880
Total	1,880
0022030	
Poll Place	1,776
Vote by Mail	1,776
Mail Ballot	1,776
Total	1,776
0022033	
Poll Place	1,204
Vote by Mail	1,204
Mail Ballot	1,204
Total	1,204
0022037	
Poll Place	1,726
Vote by Mail	1,726
Mail Ballot	1,726
Total	1,726
0022450	
Poll Place	1,586
Vote by Mail	1,586
Mail Ballot	1,586
Total	1,586
0022480	
Poll Place	1,258
Vote by Mail	1,258
Mail Ballot	1,258
Total	1,258

Precinct	JOSEPH R. BIDEN FOR PRESIDENT (DEM)		DONALD J. TRUMP FOR PRESIDENT (REP)	
0022018				
Poll Place	65	33.16%	123	62.76%
Vote by Mail	592	47.59%	619	49.76%
Mail Ballot	0		0	
Total	657	45.63%	742	51.53%
0022030				
Poll Place	52	40.31%	75	58.14%
Vote by Mail	659	58.63%	445	39.59%
Mail Ballot	0		0	
Total	711	56.74%	520	41.50%
0022033				
Poll Place	43	41.35%	60	57.69%
Vote by Mail	405	54.29%	329	44.10%
Mail Ballot	0		0	
Total	448	52.71%	389	45.76%
0022037				
Poll Place	79	41.58%	107	56.32%
Vote by Mail	632	57.30%	441	39.98%
Mail Ballot	0		0	
Total	711	54.99%	548	42.38%
0022450				
Poll Place	78	34.98%	142	63.68%
Vote by Mail	351	45.58%	382	49.61%
Mail Ballot	0		0	
Total	429	43.20%	524	52.77%
0022480				
Poll Place	16	9.47%	150	88.76%
Vote by Mail	281	34.23%	516	62.85%
Mail Ballot	0		0	
Total	297	30.00%	666	67.27%

Precinct	GLORIA LA RIVA FOR PRESIDENT (PF)		ROQUE "ROCKY" DE LA FUENTE GUERRA FOR PRESIDENT (AIP)		HOWIE HAWKINS FOR PRESIDENT (GRN)		JO JORGENSEN FOR PRESIDENT (LIB)		Total Votes	Brian Carroll Qualified Write In		Mark Charles Qualified Write In	
0022018													
Poll Place	2	1.02%	2	1.02%	3	1.53%	1	0.51%	196	0	0.00%	0	0.00%
Vote by Mail	7	0.56%	8	0.64%	2	0.16%	15	1.21%	1,244	0	0.00%	1	0.08%
Mail Ballot	0		0		0		0		0	0		0	
Total	9	0.63%	10	0.69%	5	0.35%	16	1.11%	1,440	0	0.00%	1	0.07%
0022030													
Poll Place	0	0.00%	2	1.55%	0	0.00%	0	0.00%	129	0	0.00%	0	0.00%
Vote by Mail	5	0.44%	5	0.44%	6	0.53%	4	0.36%	1,124	0	0.00%	0	0.00%
Mail Ballot	0		0		0		0		0	0		0	
Total	5	0.40%	7	0.56%	6	0.48%	4	0.32%	1,253	0	0.00%	0	0.00%
0022033													
Poll Place	0	0.00%	0	0.00%	0	0.00%	1	0.96%	104	0	0.00%	0	0.00%
Vote by Mail	2	0.27%	1	0.13%	4	0.54%	5	0.67%	746	0	0.00%	0	0.00%
Mail Ballot	0		0		0		0		0	0		0	
Total	2	0.24%	1	0.12%	4	0.47%	6	0.71%	850	0	0.00%	0	0.00%
0022037													
Poll Place	0	0.00%	2	1.05%	1	0.53%	1	0.53%	190	0	0.00%	0	0.00%
Vote by Mail	6	0.54%	5	0.45%	6	0.54%	13	1.18%	1,103	0	0.00%	0	0.00%
Mail Ballot	0		0		0		0		0	0		0	
Total	6	0.46%	7	0.54%	7	0.54%	14	1.08%	1,293	0	0.00%	0	0.00%
0022450													
Poll Place	0	0.00%	1	0.45%	0	0.00%	2	0.90%	223	0	0.00%	0	0.00%
Vote by Mail	7	0.91%	5	0.65%	3	0.39%	21	2.73%	770	0	0.00%	1	0.13%
Mail Ballot	0		0		0		0		0	0		0	
Total	7	0.70%	6	0.60%	3	0.30%	23	2.32%	993	0	0.00%	1	0.10%
0022480													
Poll Place	1	0.59%	0	0.00%	0	0.00%	2	1.18%	169	0	0.00%	0	0.00%
Vote by Mail	1	0.12%	2	0.24%	6	0.73%	14	1.71%	821	1	0.12%	0	0.00%
Mail Ballot	0		0		0		0		0	0		0	
Total	2	0.20%	2	0.20%	6	0.61%	16	1.62%	990	1	0.10%	0	0.00%

Precinct	Joseph Kishore Qualified Write In		Brock Pierce Qualified Write In		Jesse Ventura Qualified Write In	
0022018						
Poll Place	0	0.00%	0	0.00%	0	0.00%
Vote by Mail	0	0.00%	0	0.00%	0	0.00%
Mail Ballot	0		0		0	
Total	0	0.00%	0	0.00%	0	0.00%
0022030						
Poll Place	0	0.00%	0	0.00%	0	0.00%
Vote by Mail	0	0.00%	0	0.00%	0	0.00%
Mail Ballot	0		0		0	
Total	0	0.00%	0	0.00%	0	0.00%
0022033						
Poll Place	0	0.00%	0	0.00%	0	0.00%
Vote by Mail	0	0.00%	0	0.00%	0	0.00%
Mail Ballot	0		0		0	
Total	0	0.00%	0	0.00%	0	0.00%
0022037						
Poll Place	0	0.00%	0	0.00%	0	0.00%
Vote by Mail	0	0.00%	0	0.00%	0	0.00%
Mail Ballot	0		0		0	
Total	0	0.00%	0	0.00%	0	0.00%
0022450						
Poll Place	0	0.00%	0	0.00%	0	0.00%
Vote by Mail	0	0.00%	0	0.00%	0	0.00%
Mail Ballot	0		0		0	
Total	0	0.00%	0	0.00%	0	0.00%
0022480						
Poll Place	0	0.00%	0	0.00%	0	0.00%
Vote by Mail	0	0.00%	0	0.00%	0	0.00%
Mail Ballot	0		0		0	
Total	0	0.00%	0	0.00%	0	0.00%

Precinct	Registered Voters
0023020	
Poll Place	1,053
Vote by Mail	1,053
Mail Ballot	1,053
Total	1,053
0023021	
Poll Place	1,557
Vote by Mail	1,557
Mail Ballot	1,557
Total	1,557
0023023	
Poll Place	1,235
Vote by Mail	1,235
Mail Ballot	1,235
Total	1,235
0023025	
Poll Place	1,159
Vote by Mail	1,159
Mail Ballot	1,159
Total	1,159
0023030	
Poll Place	1,411
Vote by Mail	1,411
Mail Ballot	1,411
Total	1,411
0023031	
Poll Place	918
Vote by Mail	918
Mail Ballot	918
Total	918

Precinct	JOSEPH R. BIDEN FOR PRESIDENT (DEM)		DONALD J. TRUMP FOR PRESIDENT (REP)	
0023020				
Poll Place	33	25.78%	90	70.31%
Vote by Mail	284	44.58%	327	51.33%
Mail Ballot	0		0	
Total	317	41.44%	417	54.51%
0023021				
Poll Place	52	24.76%	154	73.33%
Vote by Mail	394	45.18%	437	50.11%
Mail Ballot	0		0	
Total	446	41.22%	591	54.62%
0023023				
Poll Place	37	30.08%	84	68.29%
Vote by Mail	351	42.29%	454	54.70%
Mail Ballot	0		0	
Total	388	40.71%	538	56.45%
0023025				
Poll Place	38	20.77%	144	78.69%
Vote by Mail	348	46.71%	372	49.93%
Mail Ballot	0		0	
Total	386	41.59%	516	55.60%
0023030				
Poll Place	83	40.89%	113	55.67%
Vote by Mail	390	55.40%	285	40.48%
Mail Ballot	0		0	
Total	473	52.15%	398	43.88%
0023031				
Poll Place	53	29.61%	124	69.27%
Vote by Mail	283	47.64%	292	49.16%
Mail Ballot	0		0	
Total	336	43.47%	416	53.82%

Precinct	GLORIA LA RIVA FOR PRESIDENT (PF)		ROQUE "ROCKY" DE LA FUENTE GUERRA FOR PRESIDENT (AIP)		HOWIE HAWKINS FOR PRESIDENT (GRN)		JO JORGENSEN FOR PRESIDENT (LIB)		Total Votes	Brian Carroll Qualified Write In		Mark Charles Qualified Write In	
0023020													
Poll Place	0	0.00%	0	0.00%	1	0.78%	4	3.13%	128	0	0.00%	0	0.00%
Vote by Mail	2	0.31%	4	0.63%	6	0.94%	14	2.20%	637	0	0.00%	0	0.00%
Mail Ballot	0		0		0		0		0	0		0	
Total	2	0.26%	4	0.52%	7	0.92%	18	2.35%	765	0	0.00%	0	0.00%
0023021													
Poll Place	0	0.00%	0	0.00%	1	0.48%	3	1.43%	210	0	0.00%	0	0.00%
Vote by Mail	8	0.92%	8	0.92%	4	0.46%	21	2.41%	872	0	0.00%	0	0.00%
Mail Ballot	0		0		0		0		0	0		0	
Total	8	0.74%	8	0.74%	5	0.46%	24	2.22%	1,082	0	0.00%	0	0.00%
0023023													
Poll Place	0	0.00%	1	0.81%	0	0.00%	1	0.81%	123	0	0.00%	0	0.00%
Vote by Mail	4	0.48%	2	0.24%	3	0.36%	15	1.81%	830	1	0.12%	0	0.00%
Mail Ballot	0		0		0		0		0	0		0	
Total	4	0.42%	3	0.31%	3	0.31%	16	1.68%	953	1	0.10%	0	0.00%
0023025													
Poll Place	0	0.00%	0	0.00%	0	0.00%	1	0.55%	183	0	0.00%	0	0.00%
Vote by Mail	2	0.27%	2	0.27%	3	0.40%	18	2.42%	745	0	0.00%	0	0.00%
Mail Ballot	0		0		0		0		0	0		0	
Total	2	0.22%	2	0.22%	3	0.32%	19	2.05%	928	0	0.00%	0	0.00%
0023030													
Poll Place	1	0.49%	1	0.49%	2	0.99%	3	1.48%	203	0	0.00%	0	0.00%
Vote by Mail	1	0.14%	3	0.43%	5	0.71%	20	2.84%	704	0	0.00%	0	0.00%
Mail Ballot	0		0		0		0		0	0		0	
Total	2	0.22%	4	0.44%	7	0.77%	23	2.54%	907	0	0.00%	0	0.00%
0023031													
Poll Place	1	0.56%	0	0.00%	0	0.00%	1	0.56%	179	0	0.00%	0	0.00%
Vote by Mail	2	0.34%	2	0.34%	4	0.67%	11	1.85%	594	0	0.00%	0	0.00%
Mail Ballot	0		0		0		0		0	0		0	
Total	3	0.39%	2	0.26%	4	0.52%	12	1.55%	773	0	0.00%	0	0.00%

Precinct	Joseph Kishore Qualified Write In		Brock Pierce Qualified Write In		Jesse Ventura Qualified Write In	
0023020						
Poll Place	0	0.00%	0	0.00%	0	0.00%
Vote by Mail	0	0.00%	0	0.00%	0	0.00%
Mail Ballot	0		0		0	
Total	0	0.00%	0	0.00%	0	0.00%
0023021						
Poll Place	0	0.00%	0	0.00%	0	0.00%
Vote by Mail	0	0.00%	0	0.00%	0	0.00%
Mail Ballot	0		0		0	
Total	0	0.00%	0	0.00%	0	0.00%
0023023						
Poll Place	0	0.00%	0	0.00%	0	0.00%
Vote by Mail	0	0.00%	0	0.00%	0	0.00%
Mail Ballot	0		0		0	
Total	0	0.00%	0	0.00%	0	0.00%
0023025						
Poll Place	0	0.00%	0	0.00%	0	0.00%
Vote by Mail	0	0.00%	0	0.00%	0	0.00%
Mail Ballot	0		0		0	
Total	0	0.00%	0	0.00%	0	0.00%
0023030						
Poll Place	0	0.00%	0	0.00%	0	0.00%
Vote by Mail	0	0.00%	0	0.00%	0	0.00%
Mail Ballot	0		0		0	
Total	0	0.00%	0	0.00%	0	0.00%
0023031						
Poll Place	0	0.00%	0	0.00%	0	0.00%
Vote by Mail	0	0.00%	0	0.00%	0	0.00%
Mail Ballot	0		0		0	
Total	0	0.00%	0	0.00%	0	0.00%

Precinct	Registered Voters
0023035	
Poll Place	1,205
Vote by Mail	1,205
Mail Ballot	1,205
Total	1,205
0023211	
Poll Place	1,114
Vote by Mail	1,114
Mail Ballot	1,114
Total	1,114
0023212	
Poll Place	833
Vote by Mail	833
Mail Ballot	833
Total	833
0023239	
Poll Place	389
Vote by Mail	389
Mail Ballot	389
Total	389
0023240	
Poll Place	789
Vote by Mail	789
Mail Ballot	789
Total	789
0023241	
Poll Place	685
Vote by Mail	685
Mail Ballot	685
Total	685

Precinct	JOSEPH R. BIDEN FOR PRESIDENT (DEM)		DONALD J. TRUMP FOR PRESIDENT (REP)	
0023035				
Poll Place	58	33.33%	113	64.94%
Vote by Mail	366	47.53%	372	48.31%
Mail Ballot	0		0	
Total	424	44.92%	485	51.38%
0023211				
Poll Place	15	7.65%	179	91.33%
Vote by Mail	214	27.23%	558	70.99%
Mail Ballot	0		0	
Total	229	23.32%	737	75.05%
0023212				
Poll Place	12	9.52%	114	90.48%
Vote by Mail	184	30.82%	406	68.01%
Mail Ballot	0		0	
Total	196	27.11%	520	71.92%
0023239				
Poll Place	21	33.87%	40	64.52%
Vote by Mail	115	55.02%	91	43.54%
Mail Ballot	0		0	
Total	136	50.18%	131	48.34%
0023240				
Poll Place	39	43.33%	50	55.56%
Vote by Mail	217	54.52%	169	42.46%
Mail Ballot	0		0	
Total	256	52.46%	219	44.88%
0023241				
Poll Place	28	47.46%	27	45.76%
Vote by Mail	217	55.78%	163	41.90%
Mail Ballot	0		0	
Total	245	54.69%	190	42.41%

Precinct	GLORIA LA RIVA FOR PRESIDENT (PF)		ROQUE "ROCKY" DE LA FUENTE GUERRA FOR PRESIDENT (AIP)		HOWIE HAWKINS FOR PRESIDENT (GRN)		JO JORGENSEN FOR PRESIDENT (LIB)		Total Votes	Brian Carroll Qualified Write In		Mark Charles Qualified Write In	
0023035													
Poll Place	0	0.00%	0	0.00%	0	0.00%	3	1.72%	174	0	0.00%	0	0.00%
Vote by Mail	3	0.39%	6	0.78%	2	0.26%	21	2.73%	770	0	0.00%	0	0.00%
Mail Ballot	0		0		0		0		0	0		0	
Total	3	0.32%	6	0.64%	2	0.21%	24	2.54%	944	0	0.00%	0	0.00%
0023211													
Poll Place	1	0.51%	0	0.00%	0	0.00%	1	0.51%	196	0	0.00%	0	0.00%
Vote by Mail	3	0.38%	2	0.25%	0	0.00%	9	1.15%	786	0	0.00%	0	0.00%
Mail Ballot	0		0		0		0		0	0		0	
Total	4	0.41%	2	0.20%	0	0.00%	10	1.02%	982	0	0.00%	0	0.00%
0023212													
Poll Place	0	0.00%	0	0.00%	0	0.00%	0	0.00%	126	0	0.00%	0	0.00%
Vote by Mail	1	0.17%	1	0.17%	0	0.00%	5	0.84%	597	0	0.00%	0	0.00%
Mail Ballot	0		0		0		0		0	0		0	
Total	1	0.14%	1	0.14%	0	0.00%	5	0.69%	723	0	0.00%	0	0.00%
0023239													
Poll Place	0	0.00%	0	0.00%	1	1.61%	0	0.00%	62	0	0.00%	0	0.00%
Vote by Mail	0	0.00%	1	0.48%	1	0.48%	1	0.48%	209	0	0.00%	0	0.00%
Mail Ballot	0		0		0		0		0	0		0	
Total	0	0.00%	1	0.37%	2	0.74%	1	0.37%	271	0	0.00%	0	0.00%
0023240													
Poll Place	0	0.00%	0	0.00%	0	0.00%	1	1.11%	90	0	0.00%	0	0.00%
Vote by Mail	2	0.50%	3	0.75%	1	0.25%	6	1.51%	398	0	0.00%	0	0.00%
Mail Ballot	0		0		0		0		0	0		0	
Total	2	0.41%	3	0.61%	1	0.20%	7	1.43%	488	0	0.00%	0	0.00%
0023241													
Poll Place	2	3.39%	2	3.39%	0	0.00%	0	0.00%	59	0	0.00%	0	0.00%
Vote by Mail	2	0.51%	1	0.26%	0	0.00%	6	1.54%	389	0	0.00%	0	0.00%
Mail Ballot	0		0		0		0		0	0		0	
Total	4	0.89%	3	0.67%	0	0.00%	6	1.34%	448	0	0.00%	0	0.00%

Precinct	Joseph Kishore Qualified Write In		Brock Pierce Qualified Write In		Jesse Ventura Qualified Write In	
0023035						
Poll Place	0	0.00%	0	0.00%	0	0.00%
Vote by Mail	0	0.00%	0	0.00%	0	0.00%
Mail Ballot	0		0		0	
Total	0	0.00%	0	0.00%	0	0.00%
0023211						
Poll Place	0	0.00%	0	0.00%	0	0.00%
Vote by Mail	0	0.00%	0	0.00%	0	0.00%
Mail Ballot	0		0		0	
Total	0	0.00%	0	0.00%	0	0.00%
0023212						
Poll Place	0	0.00%	0	0.00%	0	0.00%
Vote by Mail	0	0.00%	0	0.00%	0	0.00%
Mail Ballot	0		0		0	
Total	0	0.00%	0	0.00%	0	0.00%
0023239						
Poll Place	0	0.00%	0	0.00%	0	0.00%
Vote by Mail	0	0.00%	0	0.00%	0	0.00%
Mail Ballot	0		0		0	
Total	0	0.00%	0	0.00%	0	0.00%
0023240						
Poll Place	0	0.00%	0	0.00%	0	0.00%
Vote by Mail	0	0.00%	0	0.00%	0	0.00%
Mail Ballot	0		0		0	
Total	0	0.00%	0	0.00%	0	0.00%
0023241						
Poll Place	0	0.00%	0	0.00%	0	0.00%
Vote by Mail	0	0.00%	0	0.00%	0	0.00%
Mail Ballot	0		0		0	
Total	0	0.00%	0	0.00%	0	0.00%

Precinct	Registered Voters
0023401	
Poll Place	832
Vote by Mail	832
Mail Ballot	832
Total	832
0023402	
Poll Place	1,164
Vote by Mail	1,164
Mail Ballot	1,164
Total	1,164
0023404	
Poll Place	1,317
Vote by Mail	1,317
Mail Ballot	1,317
Total	1,317
0023406	
Poll Place	1,010
Vote by Mail	1,010
Mail Ballot	1,010
Total	1,010
0023450	
Poll Place	933
Vote by Mail	933
Mail Ballot	933
Total	933
0023451	
Poll Place	380
Vote by Mail	380
Mail Ballot	380
Total	380

Precinct	JOSEPH R. BIDEN FOR PRESIDENT (DEM)		DONALD J. TRUMP FOR PRESIDENT (REP)	
0023401				
Poll Place	28	24.14%	87	75.00%
Vote by Mail	228	42.62%	290	54.21%
Mail Ballot	0		0	
Total	256	39.32%	377	57.91%
0023402				
Poll Place	27	17.31%	127	81.41%
Vote by Mail	276	35.16%	486	61.91%
Mail Ballot	0		0	
Total	303	32.20%	613	65.14%
0023404				
Poll Place	20	14.18%	116	82.27%
Vote by Mail	314	32.88%	613	64.19%
Mail Ballot	0		0	
Total	334	30.47%	729	66.51%
0023406				
Poll Place	22	23.16%	71	74.74%
Vote by Mail	250	40.92%	342	55.97%
Mail Ballot	0		0	
Total	272	38.53%	413	58.50%
0023450				
Poll Place	29	18.13%	129	80.63%
Vote by Mail	171	29.13%	406	69.17%
Mail Ballot	0		0	
Total	200	26.77%	535	71.62%
0023451				
Poll Place	13	25.00%	38	73.08%
Vote by Mail	55	23.31%	177	75.00%
Mail Ballot	0		0	
Total	68	23.61%	215	74.65%

Precinct	GLORIA LA RIVA FOR PRESIDENT (PF)		ROQUE "ROCKY" DE LA FUENTE GUERRA FOR PRESIDENT (AIP)		HOWIE HAWKINS FOR PRESIDENT (GRN)		JO JORGENSEN FOR PRESIDENT (LIB)		Total Votes	Brian Carroll Qualified Write In		Mark Charles Qualified Write In	
0023401													
Poll Place	0	0.00%	0	0.00%	0	0.00%	1	0.86%	116	0	0.00%	0	0.00%
Vote by Mail	1	0.19%	0	0.00%	4	0.75%	12	2.24%	535	0	0.00%	0	0.00%
Mail Ballot	0		0		0		0		0	0		0	
Total	1	0.15%	0	0.00%	4	0.61%	13	2.00%	651	0	0.00%	0	0.00%
0023402													
Poll Place	0	0.00%	1	0.64%	0	0.00%	1	0.64%	156	0	0.00%	0	0.00%
Vote by Mail	1	0.13%	8	1.02%	4	0.51%	10	1.27%	785	0	0.00%	0	0.00%
Mail Ballot	0		0		0		0		0	0		0	
Total	1	0.11%	9	0.96%	4	0.43%	11	1.17%	941	0	0.00%	0	0.00%
0023404													
Poll Place	0	0.00%	0	0.00%	0	0.00%	4	2.84%	141	0	0.00%	1	0.71%
Vote by Mail	0	0.00%	3	0.31%	5	0.52%	19	1.99%	955	0	0.00%	1	0.10%
Mail Ballot	0		0		0		0		0	0		0	
Total	0	0.00%	3	0.27%	5	0.46%	23	2.10%	1,096	0	0.00%	2	0.18%
0023406													
Poll Place	0	0.00%	0	0.00%	0	0.00%	2	2.11%	95	0	0.00%	0	0.00%
Vote by Mail	1	0.16%	4	0.65%	4	0.65%	10	1.64%	611	0	0.00%	0	0.00%
Mail Ballot	0		0		0		0		0	0		0	
Total	1	0.14%	4	0.57%	4	0.57%	12	1.70%	706	0	0.00%	0	0.00%
0023450													
Poll Place	0	0.00%	1	0.63%	0	0.00%	1	0.63%	160	0	0.00%	0	0.00%
Vote by Mail	2	0.34%	2	0.34%	1	0.17%	5	0.85%	587	0	0.00%	0	0.00%
Mail Ballot	0		0		0		0		0	0		0	
Total	2	0.27%	3	0.40%	1	0.13%	6	0.80%	747	0	0.00%	0	0.00%
0023451													
Poll Place	0	0.00%	0	0.00%	0	0.00%	1	1.92%	52	0	0.00%	0	0.00%
Vote by Mail	1	0.42%	0	0.00%	1	0.42%	2	0.85%	236	0	0.00%	0	0.00%
Mail Ballot	0		0		0		0		0	0		0	
Total	1	0.35%	0	0.00%	1	0.35%	3	1.04%	288	0	0.00%	0	0.00%

Precinct	Joseph Kishore Qualified Write In		Brock Pierce Qualified Write In		Jesse Ventura Qualified Write In	
0023401						
Poll Place	0	0.00%	0	0.00%	0	0.00%
Vote by Mail	0	0.00%	0	0.00%	0	0.00%
Mail Ballot	0		0		0	
Total	0	0.00%	0	0.00%	0	0.00%
0023402						
Poll Place	0	0.00%	0	0.00%	0	0.00%
Vote by Mail	0	0.00%	0	0.00%	0	0.00%
Mail Ballot	0		0		0	
Total	0	0.00%	0	0.00%	0	0.00%
0023404						
Poll Place	0	0.00%	0	0.00%	0	0.00%
Vote by Mail	0	0.00%	0	0.00%	0	0.00%
Mail Ballot	0		0		0	
Total	0	0.00%	0	0.00%	0	0.00%
0023406						
Poll Place	0	0.00%	0	0.00%	0	0.00%
Vote by Mail	0	0.00%	0	0.00%	0	0.00%
Mail Ballot	0		0		0	
Total	0	0.00%	0	0.00%	0	0.00%
0023450						
Poll Place	0	0.00%	0	0.00%	0	0.00%
Vote by Mail	0	0.00%	0	0.00%	0	0.00%
Mail Ballot	0		0		0	
Total	0	0.00%	0	0.00%	0	0.00%
0023451						
Poll Place	0	0.00%	0	0.00%	0	0.00%
Vote by Mail	0	0.00%	0	0.00%	0	0.00%
Mail Ballot	0		0		0	
Total	0	0.00%	0	0.00%	0	0.00%

Precinct	Registered Voters
0023452	
Poll Place	854
Vote by Mail	854
Mail Ballot	854
Total	854
0025270	
Poll Place	996
Vote by Mail	996
Mail Ballot	996
Total	996
0025271	
Poll Place	933
Vote by Mail	933
Mail Ballot	933
Total	933
0025272	
Poll Place	1,098
Vote by Mail	1,098
Mail Ballot	1,098
Total	1,098
0025289	
Poll Place	1,010
Vote by Mail	1,010
Mail Ballot	1,010
Total	1,010
0030040	
Poll Place	1,257
Vote by Mail	1,257
Mail Ballot	1,257
Total	1,257

Precinct	JOSEPH R. BIDEN FOR PRESIDENT (DEM)		DONALD J. TRUMP FOR PRESIDENT (REP)	
0023452				
Poll Place	30	23.81%	91	72.22%
Vote by Mail	197	38.33%	301	58.56%
Mail Ballot	0		0	
Total	227	35.47%	392	61.25%
0025270				
Poll Place	41	31.30%	87	66.41%
Vote by Mail	333	55.04%	260	42.98%
Mail Ballot	0		0	
Total	374	50.82%	347	47.15%
0025271				
Poll Place	25	43.86%	31	54.39%
Vote by Mail	307	52.48%	261	44.62%
Mail Ballot	0		0	
Total	332	51.71%	292	45.48%
0025272				
Poll Place	42	48.84%	42	48.84%
Vote by Mail	427	61.88%	251	36.38%
Mail Ballot	0		0	
Total	469	60.44%	293	37.76%
0025289				
Poll Place	46	42.59%	59	54.63%
Vote by Mail	307	56.75%	222	41.04%
Mail Ballot	0		0	
Total	353	54.39%	281	43.30%
0030040				
Poll Place	19	11.38%	146	87.43%
Vote by Mail	239	34.59%	433	62.66%
Mail Ballot	0		0	
Total	258	30.07%	579	67.48%

Precinct	GLORIA LA RIVA FOR PRESIDENT (PF)		ROQUE "ROCKY" DE LA FUENTE GUERRA FOR PRESIDENT (AIP)		HOWIE HAWKINS FOR PRESIDENT (GRN)		JO JORGENSEN FOR PRESIDENT (LIB)		Total Votes	Brian Carroll Qualified Write In		Mark Charles Qualified Write In	
0023452													
Poll Place	0	0.00%	1	0.79%	0	0.00%	4	3.17%	126	0	0.00%	0	0.00%
Vote by Mail	5	0.97%	2	0.39%	0	0.00%	9	1.75%	514	0	0.00%	0	0.00%
Mail Ballot	0		0		0		0		0	0		0	
Total	5	0.78%	3	0.47%	0	0.00%	13	2.03%	640	0	0.00%	0	0.00%
0025270													
Poll Place	1	0.76%	1	0.76%	0	0.00%	1	0.76%	131	0	0.00%	0	0.00%
Vote by Mail	1	0.17%	1	0.17%	2	0.33%	8	1.32%	605	0	0.00%	0	0.00%
Mail Ballot	0		0		0		0		0	0		0	
Total	2	0.27%	2	0.27%	2	0.27%	9	1.22%	736	0	0.00%	0	0.00%
0025271													
Poll Place	1	1.75%	0	0.00%	0	0.00%	0	0.00%	57	0	0.00%	0	0.00%
Vote by Mail	3	0.51%	3	0.51%	3	0.51%	8	1.37%	585	0	0.00%	0	0.00%
Mail Ballot	0		0		0		0		0	0		0	
Total	4	0.62%	3	0.47%	3	0.47%	8	1.25%	642	0	0.00%	0	0.00%
0025272													
Poll Place	0	0.00%	1	1.16%	0	0.00%	1	1.16%	86	0	0.00%	0	0.00%
Vote by Mail	1	0.14%	4	0.58%	3	0.43%	4	0.58%	690	0	0.00%	0	0.00%
Mail Ballot	0		0		0		0		0	0		0	
Total	1	0.13%	5	0.64%	3	0.39%	5	0.64%	776	0	0.00%	0	0.00%
0025289													
Poll Place	2	1.85%	1	0.93%	0	0.00%	0	0.00%	108	0	0.00%	0	0.00%
Vote by Mail	1	0.18%	1	0.18%	3	0.55%	7	1.29%	541	0	0.00%	0	0.00%
Mail Ballot	0		0		0		0		0	0		0	
Total	3	0.46%	2	0.31%	3	0.46%	7	1.08%	649	0	0.00%	0	0.00%
0030040													
Poll Place	0	0.00%	0	0.00%	0	0.00%	2	1.20%	167	0	0.00%	0	0.00%
Vote by Mail	4	0.58%	3	0.43%	1	0.14%	11	1.59%	691	0	0.00%	0	0.00%
Mail Ballot	0		0		0		0		0	0		0	
Total	4	0.47%	3	0.35%	1	0.12%	13	1.52%	858	0	0.00%	0	0.00%

Precinct	Joseph Kishore Qualified Write In		Brock Pierce Qualified Write In		Jesse Ventura Qualified Write In	
0023452						
Poll Place	0	0.00%	0	0.00%	0	0.00%
Vote by Mail	0	0.00%	0	0.00%	0	0.00%
Mail Ballot	0		0		0	
Total	0	0.00%	0	0.00%	0	0.00%
0025270						
Poll Place	0	0.00%	0	0.00%	0	0.00%
Vote by Mail	0	0.00%	0	0.00%	0	0.00%
Mail Ballot	0		0		0	
Total	0	0.00%	0	0.00%	0	0.00%
0025271						
Poll Place	0	0.00%	0	0.00%	0	0.00%
Vote by Mail	0	0.00%	0	0.00%	0	0.00%
Mail Ballot	0		0		0	
Total	0	0.00%	0	0.00%	0	0.00%
0025272						
Poll Place	0	0.00%	0	0.00%	0	0.00%
Vote by Mail	0	0.00%	0	0.00%	0	0.00%
Mail Ballot	0		0		0	
Total	0	0.00%	0	0.00%	0	0.00%
0025289						
Poll Place	0	0.00%	0	0.00%	0	0.00%
Vote by Mail	0	0.00%	0	0.00%	0	0.00%
Mail Ballot	0		0		0	
Total	0	0.00%	0	0.00%	0	0.00%
0030040						
Poll Place	0	0.00%	0	0.00%	0	0.00%
Vote by Mail	0	0.00%	0	0.00%	0	0.00%
Mail Ballot	0		0		0	
Total	0	0.00%	0	0.00%	0	0.00%

Precinct	Registered Voters
0030060	
Poll Place	963
Vote by Mail	963
Mail Ballot	963
Total	963
0030150	
Poll Place	1,559
Vote by Mail	1,559
Mail Ballot	1,559
Total	1,559
0030170	
Poll Place	1,212
Vote by Mail	1,212
Mail Ballot	1,212
Total	1,212
0030302	
Poll Place	1,062
Vote by Mail	1,062
Mail Ballot	1,062
Total	1,062
0030304	
Poll Place	1,440
Vote by Mail	1,440
Mail Ballot	1,440
Total	1,440
0030308	
Poll Place	1,441
Vote by Mail	1,441
Mail Ballot	1,441
Total	1,441

Precinct	JOSEPH R. BIDEN FOR PRESIDENT (DEM)		DONALD J. TRUMP FOR PRESIDENT (REP)	
0030060				
Poll Place	21	14.19%	125	84.46%
Vote by Mail	185	33.70%	354	64.48%
Mail Ballot	0		0	
Total	206	29.56%	479	68.72%
0030150				
Poll Place	34	21.79%	120	76.92%
Vote by Mail	241	36.46%	399	60.36%
Mail Ballot	0		0	
Total	275	33.66%	519	63.53%
0030170				
Poll Place	31	22.96%	95	70.37%
Vote by Mail	215	39.09%	316	57.45%
Mail Ballot	0		0	
Total	246	35.91%	411	60.00%
0030302				
Poll Place	38	29.01%	86	65.65%
Vote by Mail	336	56.95%	244	41.36%
Mail Ballot	0		0	
Total	374	51.87%	330	45.77%
0030304				
Poll Place	30	32.97%	59	64.84%
Vote by Mail	502	54.92%	381	41.68%
Mail Ballot	0		0	
Total	532	52.94%	440	43.78%
0030308				
Poll Place	36	37.50%	59	61.46%
Vote by Mail	516	60.28%	311	36.33%
Mail Ballot	0		0	
Total	552	57.98%	370	38.87%

Precinct	GLORIA LA RIVA FOR PRESIDENT (PF)		ROQUE "ROCKY" DE LA FUENTE GUERRA FOR PRESIDENT (AIP)		HOWIE HAWKINS FOR PRESIDENT (GRN)		JO JORGENSEN FOR PRESIDENT (LIB)		Total Votes	Brian Carroll Qualified Write In		Mark Charles Qualified Write In	
0030060													
Poll Place	0	0.00%	0	0.00%	1	0.68%	1	0.68%	148	0	0.00%	0	0.00%
Vote by Mail	1	0.18%	2	0.36%	1	0.18%	6	1.09%	549	0	0.00%	0	0.00%
Mail Ballot	0		0		0		0		0	0		0	
Total	1	0.14%	2	0.29%	2	0.29%	7	1.00%	697	0	0.00%	0	0.00%
0030150													
Poll Place	0	0.00%	0	0.00%	1	0.64%	1	0.64%	156	0	0.00%	0	0.00%
Vote by Mail	2	0.30%	3	0.45%	7	1.06%	9	1.36%	661	0	0.00%	0	0.00%
Mail Ballot	0		0		0		0		0	0		0	
Total	2	0.24%	3	0.37%	8	0.98%	10	1.22%	817	0	0.00%	0	0.00%
0030170													
Poll Place	4	2.96%	1	0.74%	1	0.74%	3	2.22%	135	0	0.00%	0	0.00%
Vote by Mail	3	0.55%	4	0.73%	3	0.55%	9	1.64%	550	0	0.00%	0	0.00%
Mail Ballot	0		0		0		0		0	0		0	
Total	7	1.02%	5	0.73%	4	0.58%	12	1.75%	685	0	0.00%	0	0.00%
0030302													
Poll Place	2	1.53%	2	1.53%	1	0.76%	2	1.53%	131	0	0.00%	0	0.00%
Vote by Mail	3	0.51%	1	0.17%	1	0.17%	5	0.85%	590	0	0.00%	0	0.00%
Mail Ballot	0		0		0		0		0	0		0	
Total	5	0.69%	3	0.42%	2	0.28%	7	0.97%	721	0	0.00%	0	0.00%
0030304													
Poll Place	0	0.00%	1	1.10%	0	0.00%	1	1.10%	91	0	0.00%	0	0.00%
Vote by Mail	9	0.98%	7	0.77%	2	0.22%	12	1.31%	914	1	0.11%	0	0.00%
Mail Ballot	0		0		0		0		0	0		0	
Total	9	0.90%	8	0.80%	2	0.20%	13	1.29%	1,005	1	0.10%	0	0.00%
0030308													
Poll Place	0	0.00%	0	0.00%	0	0.00%	1	1.04%	96	0	0.00%	0	0.00%
Vote by Mail	10	1.17%	4	0.47%	3	0.35%	12	1.40%	856	0	0.00%	0	0.00%
Mail Ballot	0		0		0		0		0	0		0	
Total	10	1.05%	4	0.42%	3	0.32%	13	1.37%	952	0	0.00%	0	0.00%

Precinct	Joseph Kishore Qualified Write In		Brock Pierce Qualified Write In		Jesse Ventura Qualified Write In	
0030060						
Poll Place	0	0.00%	0	0.00%	0	0.00%
Vote by Mail	0	0.00%	0	0.00%	0	0.00%
Mail Ballot	0		0		0	
Total	0	0.00%	0	0.00%	0	0.00%
0030150						
Poll Place	0	0.00%	0	0.00%	0	0.00%
Vote by Mail	0	0.00%	0	0.00%	0	0.00%
Mail Ballot	0		0		0	
Total	0	0.00%	0	0.00%	0	0.00%
0030170						
Poll Place	0	0.00%	0	0.00%	0	0.00%
Vote by Mail	0	0.00%	0	0.00%	0	0.00%
Mail Ballot	0		0		0	
Total	0	0.00%	0	0.00%	0	0.00%
0030302						
Poll Place	0	0.00%	0	0.00%	0	0.00%
Vote by Mail	0	0.00%	0	0.00%	0	0.00%
Mail Ballot	0		0		0	
Total	0	0.00%	0	0.00%	0	0.00%
0030304						
Poll Place	0	0.00%	0	0.00%	0	0.00%
Vote by Mail	0	0.00%	0	0.00%	0	0.00%
Mail Ballot	0		0		0	
Total	0	0.00%	0	0.00%	0	0.00%
0030308						
Poll Place	0	0.00%	0	0.00%	0	0.00%
Vote by Mail	0	0.00%	0	0.00%	0	0.00%
Mail Ballot	0		0		0	
Total	0	0.00%	0	0.00%	0	0.00%

Precinct	Registered Voters
0030312	
Poll Place	1,132
Vote by Mail	1,132
Mail Ballot	1,132
Total	1,132
0030314	
Poll Place	1,121
Vote by Mail	1,121
Mail Ballot	1,121
Total	1,121
0030316	
Poll Place	964
Vote by Mail	964
Mail Ballot	964
Total	964
0030317	
Poll Place	514
Vote by Mail	514
Mail Ballot	514
Total	514
0030318	
Poll Place	1,425
Vote by Mail	1,425
Mail Ballot	1,425
Total	1,425
0030321	
Poll Place	774
Vote by Mail	774
Mail Ballot	774
Total	774

Precinct	JOSEPH R. BIDEN FOR PRESIDENT (DEM)		DONALD J. TRUMP FOR PRESIDENT (REP)	
0030312				
Poll Place	47	29.56%	111	69.81%
Vote by Mail	378	53.09%	313	43.96%
Mail Ballot	0		0	
Total	425	48.79%	424	48.68%
0030314				
Poll Place	25	30.12%	53	63.86%
Vote by Mail	350	53.60%	289	44.26%
Mail Ballot	0		0	
Total	375	50.95%	342	46.47%
0030316				
Poll Place	42	37.50%	69	61.61%
Vote by Mail	258	44.41%	308	53.01%
Mail Ballot	0		0	
Total	300	43.29%	377	54.40%
0030317				
Poll Place	20	39.22%	31	60.78%
Vote by Mail	168	54.19%	137	44.19%
Mail Ballot	0		0	
Total	188	52.08%	168	46.54%
0030318				
Poll Place	53	37.32%	87	61.27%
Vote by Mail	465	53.88%	382	44.26%
Mail Ballot	0		0	
Total	518	51.54%	469	46.67%
0030321				
Poll Place	23	36.51%	38	60.32%
Vote by Mail	280	49.21%	273	47.98%
Mail Ballot	0		0	
Total	303	47.94%	311	49.21%

Precinct	GLORIA LA RIVA FOR PRESIDENT (PF)		ROQUE "ROCKY" DE LA FUENTE GUERRA FOR PRESIDENT (AIP)		HOWIE HAWKINS FOR PRESIDENT (GRN)		JO JORGENSEN FOR PRESIDENT (LIB)		Total Votes	Brian Carroll Qualified Write In		Mark Charles Qualified Write In	
0030312													
Poll Place	0	0.00%	0	0.00%	0	0.00%	1	0.63%	159	0	0.00%	0	0.00%
Vote by Mail	1	0.14%	4	0.56%	10	1.40%	6	0.84%	712	0	0.00%	0	0.00%
Mail Ballot	0		0		0		0		0	0		0	
Total	1	0.11%	4	0.46%	10	1.15%	7	0.80%	871	0	0.00%	0	0.00%
0030314													
Poll Place	2	2.41%	1	1.20%	0	0.00%	2	2.41%	83	0	0.00%	0	0.00%
Vote by Mail	3	0.46%	3	0.46%	3	0.46%	4	0.61%	653	1	0.15%	0	0.00%
Mail Ballot	0		0		0		0		0	0		0	
Total	5	0.68%	4	0.54%	3	0.41%	6	0.82%	736	1	0.14%	0	0.00%
0030316													
Poll Place	0	0.00%	0	0.00%	0	0.00%	1	0.89%	112	0	0.00%	0	0.00%
Vote by Mail	1	0.17%	3	0.52%	2	0.34%	9	1.55%	581	0	0.00%	0	0.00%
Mail Ballot	0		0		0		0		0	0		0	
Total	1	0.14%	3	0.43%	2	0.29%	10	1.44%	693	0	0.00%	0	0.00%
0030317													
Poll Place	0	0.00%	0	0.00%	0	0.00%	0	0.00%	51	0	0.00%	0	0.00%
Vote by Mail	2	0.65%	0	0.00%	1	0.32%	2	0.65%	310	0	0.00%	0	0.00%
Mail Ballot	0		0		0		0		0	0		0	
Total	2	0.55%	0	0.00%	1	0.28%	2	0.55%	361	0	0.00%	0	0.00%
0030318													
Poll Place	1	0.70%	0	0.00%	1	0.70%	0	0.00%	142	0	0.00%	0	0.00%
Vote by Mail	1	0.12%	1	0.12%	2	0.23%	12	1.39%	863	0	0.00%	0	0.00%
Mail Ballot	0		0		0		0		0	0		0	
Total	2	0.20%	1	0.10%	3	0.30%	12	1.19%	1,005	0	0.00%	0	0.00%
0030321													
Poll Place	0	0.00%	1	1.59%	0	0.00%	1	1.59%	63	0	0.00%	0	0.00%
Vote by Mail	2	0.35%	3	0.53%	0	0.00%	11	1.93%	569	0	0.00%	0	0.00%
Mail Ballot	0		0		0		0		0	0		0	
Total	2	0.32%	4	0.63%	0	0.00%	12	1.90%	632	0	0.00%	0	0.00%

Precinct	Joseph Kishore Qualified Write In		Brock Pierce Qualified Write In		Jesse Ventura Qualified Write In	
0030312						
Poll Place	0	0.00%	0	0.00%	0	0.00%
Vote by Mail	0	0.00%	0	0.00%	0	0.00%
Mail Ballot	0		0		0	
Total	0	0.00%	0	0.00%	0	0.00%
0030314						
Poll Place	0	0.00%	0	0.00%	0	0.00%
Vote by Mail	0	0.00%	0	0.00%	0	0.00%
Mail Ballot	0		0		0	
Total	0	0.00%	0	0.00%	0	0.00%
0030316						
Poll Place	0	0.00%	0	0.00%	0	0.00%
Vote by Mail	0	0.00%	0	0.00%	0	0.00%
Mail Ballot	0		0		0	
Total	0	0.00%	0	0.00%	0	0.00%
0030317						
Poll Place	0	0.00%	0	0.00%	0	0.00%
Vote by Mail	0	0.00%	0	0.00%	0	0.00%
Mail Ballot	0		0		0	
Total	0	0.00%	0	0.00%	0	0.00%
0030318						
Poll Place	0	0.00%	0	0.00%	0	0.00%
Vote by Mail	0	0.00%	0	0.00%	0	0.00%
Mail Ballot	0		0		0	
Total	0	0.00%	0	0.00%	0	0.00%
0030321						
Poll Place	0	0.00%	0	0.00%	0	0.00%
Vote by Mail	0	0.00%	0	0.00%	0	0.00%
Mail Ballot	0		0		0	
Total	0	0.00%	0	0.00%	0	0.00%

Precinct	Registered Voters
0030322	
Poll Place	1,248
Vote by Mail	1,248
Mail Ballot	1,248
Total	1,248
0030325	
Poll Place	839
Vote by Mail	839
Mail Ballot	839
Total	839
0030332	
Poll Place	482
Vote by Mail	482
Mail Ballot	482
Total	482
0030337	
Poll Place	1,216
Vote by Mail	1,216
Mail Ballot	1,216
Total	1,216
0030338	
Poll Place	1,006
Vote by Mail	1,006
Mail Ballot	1,006
Total	1,006
0030339	
Poll Place	1,556
Vote by Mail	1,556
Mail Ballot	1,556
Total	1,556

Precinct	JOSEPH R. BIDEN FOR PRESIDENT (DEM)		DONALD J. TRUMP FOR PRESIDENT (REP)	
0030322				
Poll Place	50	33.78%	94	63.51%
Vote by Mail	394	47.76%	410	49.70%
Mail Ballot	0		0	
Total	444	45.63%	504	51.80%
0030325				
Poll Place	22	36.07%	39	63.93%
Vote by Mail	222	42.37%	293	55.92%
Mail Ballot	0		0	
Total	244	41.71%	332	56.75%
0030332				
Poll Place	17	50.00%	16	47.06%
Vote by Mail	119	62.63%	64	33.68%
Mail Ballot	0		0	
Total	136	60.71%	80	35.71%
0030337				
Poll Place	24	21.82%	83	75.45%
Vote by Mail	403	48.91%	403	48.91%
Mail Ballot	0		0	
Total	427	45.72%	486	52.03%
0030338				
Poll Place	31	22.79%	102	75.00%
Vote by Mail	289	43.99%	351	53.42%
Mail Ballot	0		0	
Total	320	40.35%	453	57.12%
0030339				
Poll Place	69	34.33%	130	64.68%
Vote by Mail	492	50.83%	456	47.11%
Mail Ballot	0		0	
Total	561	47.99%	586	50.13%

Precinct	GLORIA LA RIVA FOR PRESIDENT (PF)		ROQUE "ROCKY" DE LA FUENTE GUERRA FOR PRESIDENT (AIP)		HOWIE HAWKINS FOR PRESIDENT (GRN)		JO JORGENSEN FOR PRESIDENT (LIB)		Total Votes	Brian Carroll Qualified Write In		Mark Charles Qualified Write In	
0030322													
Poll Place	1	0.68%	1	0.68%	0	0.00%	2	1.35%	148	0	0.00%	0	0.00%
Vote by Mail	5	0.61%	5	0.61%	5	0.61%	6	0.73%	825	0	0.00%	0	0.00%
Mail Ballot	0		0		0		0		0	0		0	
Total	6	0.62%	6	0.62%	5	0.51%	8	0.82%	973	0	0.00%	0	0.00%
0030325													
Poll Place	0	0.00%	0	0.00%	0	0.00%	0	0.00%	61	0	0.00%	0	0.00%
Vote by Mail	2	0.38%	0	0.00%	1	0.19%	6	1.15%	524	0	0.00%	0	0.00%
Mail Ballot	0		0		0		0		0	0		0	
Total	2	0.34%	0	0.00%	1	0.17%	6	1.03%	585	0	0.00%	0	0.00%
0030332													
Poll Place	0	0.00%	0	0.00%	0	0.00%	1	2.94%	34	0	0.00%	0	0.00%
Vote by Mail	1	0.53%	1	0.53%	3	1.58%	2	1.05%	190	0	0.00%	0	0.00%
Mail Ballot	0		0		0		0		0	0		0	
Total	1	0.45%	1	0.45%	3	1.34%	3	1.34%	224	0	0.00%	0	0.00%
0030337													
Poll Place	0	0.00%	1	0.91%	1	0.91%	1	0.91%	110	0	0.00%	0	0.00%
Vote by Mail	1	0.12%	1	0.12%	3	0.36%	13	1.58%	824	0	0.00%	0	0.00%
Mail Ballot	0		0		0		0		0	0		0	
Total	1	0.11%	2	0.21%	4	0.43%	14	1.50%	934	0	0.00%	0	0.00%
0030338													
Poll Place	1	0.74%	0	0.00%	0	0.00%	2	1.47%	136	0	0.00%	0	0.00%
Vote by Mail	1	0.15%	5	0.76%	0	0.00%	11	1.67%	657	0	0.00%	0	0.00%
Mail Ballot	0		0		0		0		0	0		0	
Total	2	0.25%	5	0.63%	0	0.00%	13	1.64%	793	0	0.00%	0	0.00%
0030339													
Poll Place	0	0.00%	1	0.50%	0	0.00%	1	0.50%	201	0	0.00%	0	0.00%
Vote by Mail	2	0.21%	1	0.10%	8	0.83%	9	0.93%	968	0	0.00%	0	0.00%
Mail Ballot	0		0		0		0		0	0		0	
Total	2	0.17%	2	0.17%	8	0.68%	10	0.86%	1,169	0	0.00%	0	0.00%

Precinct	Joseph Kishore Qualified Write In		Brock Pierce Qualified Write In		Jesse Ventura Qualified Write In	
0030322						
Poll Place	0	0.00%	0	0.00%	0	0.00%
Vote by Mail	0	0.00%	0	0.00%	0	0.00%
Mail Ballot	0		0		0	
Total	0	0.00%	0	0.00%	0	0.00%
0030325						
Poll Place	0	0.00%	0	0.00%	0	0.00%
Vote by Mail	0	0.00%	0	0.00%	0	0.00%
Mail Ballot	0		0		0	
Total	0	0.00%	0	0.00%	0	0.00%
0030332						
Poll Place	0	0.00%	0	0.00%	0	0.00%
Vote by Mail	0	0.00%	0	0.00%	0	0.00%
Mail Ballot	0		0		0	
Total	0	0.00%	0	0.00%	0	0.00%
0030337						
Poll Place	0	0.00%	0	0.00%	0	0.00%
Vote by Mail	0	0.00%	0	0.00%	0	0.00%
Mail Ballot	0		0		0	
Total	0	0.00%	0	0.00%	0	0.00%
0030338						
Poll Place	0	0.00%	0	0.00%	0	0.00%
Vote by Mail	0	0.00%	0	0.00%	0	0.00%
Mail Ballot	0		0		0	
Total	0	0.00%	0	0.00%	0	0.00%
0030339						
Poll Place	0	0.00%	0	0.00%	0	0.00%
Vote by Mail	0	0.00%	0	0.00%	0	0.00%
Mail Ballot	0		0		0	
Total	0	0.00%	0	0.00%	0	0.00%

Precinct	Registered Voters
0030348	
Poll Place	931
Vote by Mail	931
Mail Ballot	931
Total	931
0030351	
Poll Place	1,528
Vote by Mail	1,528
Mail Ballot	1,528
Total	1,528
0030352	
Poll Place	1,029
Vote by Mail	1,029
Mail Ballot	1,029
Total	1,029
0030354	
Poll Place	696
Vote by Mail	696
Mail Ballot	696
Total	696
0030364	
Poll Place	929
Vote by Mail	929
Mail Ballot	929
Total	929
0030367	
Poll Place	1,526
Vote by Mail	1,526
Mail Ballot	1,526
Total	1,526

Precinct	JOSEPH R. BIDEN FOR PRESIDENT (DEM)		DONALD J. TRUMP FOR PRESIDENT (REP)	
0030348				
Poll Place	39	40.21%	56	57.73%
Vote by Mail	314	51.22%	284	46.33%
Mail Ballot	0		0	
Total	353	49.72%	340	47.89%
0030351				
Poll Place	65	44.83%	79	54.48%
Vote by Mail	541	60.99%	323	36.41%
Mail Ballot	0		0	
Total	606	58.72%	402	38.95%
0030352				
Poll Place	48	37.21%	77	59.69%
Vote by Mail	305	42.07%	403	55.59%
Mail Ballot	0		0	
Total	353	41.33%	480	56.21%
0030354				
Poll Place	42	33.33%	83	65.87%
Vote by Mail	196	43.75%	249	55.58%
Mail Ballot	0		0	
Total	238	41.46%	332	57.84%
0030364				
Poll Place	29	21.01%	102	73.91%
Vote by Mail	268	47.69%	275	48.93%
Mail Ballot	0		0	
Total	297	42.43%	377	53.86%
0030367				
Poll Place	45	36.89%	72	59.02%
Vote by Mail	461	46.29%	493	49.50%
Mail Ballot	0		0	
Total	506	45.26%	565	50.54%

Precinct	GLORIA LA RIVA FOR PRESIDENT (PF)		ROQUE "ROCKY" DE LA FUENTE GUERRA FOR PRESIDENT (AIP)		HOWIE HAWKINS FOR PRESIDENT (GRN)		JO JORGENSEN FOR PRESIDENT (LIB)		Total Votes	Brian Carroll Qualified Write In		Mark Charles Qualified Write In	
0030348													
Poll Place	0	0.00%	0	0.00%	0	0.00%	2	2.06%	97	0	0.00%	0	0.00%
Vote by Mail	3	0.49%	3	0.49%	2	0.33%	7	1.14%	613	0	0.00%	0	0.00%
Mail Ballot	0		0		0		0		0	0		0	
Total	3	0.42%	3	0.42%	2	0.28%	9	1.27%	710	0	0.00%	0	0.00%
0030351													
Poll Place	1	0.69%	0	0.00%	0	0.00%	0	0.00%	145	0	0.00%	0	0.00%
Vote by Mail	1	0.11%	6	0.68%	1	0.11%	15	1.69%	887	0	0.00%	0	0.00%
Mail Ballot	0		0		0		0		0	0		0	
Total	2	0.19%	6	0.58%	1	0.10%	15	1.45%	1,032	0	0.00%	0	0.00%
0030352													
Poll Place	2	1.55%	2	1.55%	0	0.00%	0	0.00%	129	0	0.00%	0	0.00%
Vote by Mail	2	0.28%	0	0.00%	5	0.69%	10	1.38%	725	0	0.00%	0	0.00%
Mail Ballot	0		0		0		0		0	0		0	
Total	4	0.47%	2	0.23%	5	0.59%	10	1.17%	854	0	0.00%	0	0.00%
0030354													
Poll Place	0	0.00%	0	0.00%	0	0.00%	1	0.79%	126	0	0.00%	0	0.00%
Vote by Mail	0	0.00%	0	0.00%	1	0.22%	2	0.45%	448	0	0.00%	0	0.00%
Mail Ballot	0		0		0		0		0	0		0	
Total	0	0.00%	0	0.00%	1	0.17%	3	0.52%	574	0	0.00%	0	0.00%
0030364													
Poll Place	1	0.72%	0	0.00%	0	0.00%	5	3.62%	138	0	0.00%	1	0.72%
Vote by Mail	1	0.18%	1	0.18%	4	0.71%	11	1.96%	562	0	0.00%	2	0.36%
Mail Ballot	0		0		0		0		0	0		0	
Total	2	0.29%	1	0.14%	4	0.57%	16	2.29%	700	0	0.00%	3	0.43%
0030367													
Poll Place	2	1.64%	2	1.64%	0	0.00%	1	0.82%	122	0	0.00%	0	0.00%
Vote by Mail	2	0.20%	10	1.00%	6	0.60%	23	2.31%	996	0	0.00%	0	0.00%
Mail Ballot	0		0		0		0		0	0		0	
Total	4	0.36%	12	1.07%	6	0.54%	24	2.15%	1,118	0	0.00%	0	0.00%

Precinct	Joseph Kishore Qualified Write In		Brock Pierce Qualified Write In		Jesse Ventura Qualified Write In	
0030348						
Poll Place	0	0.00%	0	0.00%	0	0.00%
Vote by Mail	0	0.00%	0	0.00%	0	0.00%
Mail Ballot	0		0		0	
Total	0	0.00%	0	0.00%	0	0.00%
0030351						
Poll Place	0	0.00%	0	0.00%	0	0.00%
Vote by Mail	0	0.00%	0	0.00%	0	0.00%
Mail Ballot	0		0		0	
Total	0	0.00%	0	0.00%	0	0.00%
0030352						
Poll Place	0	0.00%	0	0.00%	0	0.00%
Vote by Mail	0	0.00%	0	0.00%	0	0.00%
Mail Ballot	0		0		0	
Total	0	0.00%	0	0.00%	0	0.00%
0030354						
Poll Place	0	0.00%	0	0.00%	0	0.00%
Vote by Mail	0	0.00%	0	0.00%	0	0.00%
Mail Ballot	0		0		0	
Total	0	0.00%	0	0.00%	0	0.00%
0030364						
Poll Place	0	0.00%	0	0.00%	0	0.00%
Vote by Mail	0	0.00%	0	0.00%	0	0.00%
Mail Ballot	0		0		0	
Total	0	0.00%	0	0.00%	0	0.00%
0030367						
Poll Place	0	0.00%	0	0.00%	0	0.00%
Vote by Mail	0	0.00%	0	0.00%	1	0.10%
Mail Ballot	0		0		0	
Total	0	0.00%	0	0.00%	1	0.09%

Precinct	Registered Voters
0030370	
Poll Place	452
Vote by Mail	452
Mail Ballot	452
Total	452
0030374	
Poll Place	999
Vote by Mail	999
Mail Ballot	999
Total	999
0030385	
Poll Place	714
Vote by Mail	714
Mail Ballot	714
Total	714
0030386	
Poll Place	1,185
Vote by Mail	1,185
Mail Ballot	1,185
Total	1,185
0030387	
Poll Place	1,140
Vote by Mail	1,140
Mail Ballot	1,140
Total	1,140
0030389	
Poll Place	732
Vote by Mail	732
Mail Ballot	732
Total	732

Precinct	JOSEPH R. BIDEN FOR PRESIDENT (DEM)		DONALD J. TRUMP FOR PRESIDENT (REP)	
0030370				
Poll Place	17	39.53%	26	60.47%
Vote by Mail	141	51.65%	126	46.15%
Mail Ballot	0		0	
Total	158	50.00%	152	48.10%
0030374				
Poll Place	43	35.83%	73	60.83%
Vote by Mail	356	56.24%	253	39.97%
Mail Ballot	0		0	
Total	399	52.99%	326	43.29%
0030385				
Poll Place	15	21.13%	55	77.46%
Vote by Mail	202	37.76%	324	60.56%
Mail Ballot	0		0	
Total	217	35.81%	379	62.54%
0030386				
Poll Place	26	20.63%	96	76.19%
Vote by Mail	299	36.96%	491	60.69%
Mail Ballot	0		0	
Total	325	34.76%	587	62.78%
0030387				
Poll Place	24	14.91%	132	81.99%
Vote by Mail	274	32.97%	548	65.94%
Mail Ballot	0		0	
Total	298	30.04%	680	68.55%
0030389				
Poll Place	28	38.89%	43	59.72%
Vote by Mail	241	47.16%	261	51.08%
Mail Ballot	0		0	
Total	269	46.14%	304	52.14%

Precinct	GLORIA LA RIVA FOR PRESIDENT (PF)		ROQUE "ROCKY" DE LA FUENTE GUERRA FOR PRESIDENT (AIP)		HOWIE HAWKINS FOR PRESIDENT (GRN)		JO JORGENSEN FOR PRESIDENT (LIB)		Total Votes	Brian Carroll Qualified Write In		Mark Charles Qualified Write In	
0030370													
Poll Place	0	0.00%	0	0.00%	0	0.00%	0	0.00%	43	0	0.00%	0	0.00%
Vote by Mail	0	0.00%	1	0.37%	1	0.37%	4	1.47%	273	0	0.00%	0	0.00%
Mail Ballot	0		0		0		0		0	0		0	
Total	0	0.00%	1	0.32%	1	0.32%	4	1.27%	316	0	0.00%	0	0.00%
0030374													
Poll Place	0	0.00%	0	0.00%	1	0.83%	3	2.50%	120	0	0.00%	0	0.00%
Vote by Mail	2	0.32%	2	0.32%	5	0.79%	15	2.37%	633	0	0.00%	0	0.00%
Mail Ballot	0		0		0		0		0	0		0	
Total	2	0.27%	2	0.27%	6	0.80%	18	2.39%	753	0	0.00%	0	0.00%
0030385													
Poll Place	1	1.41%	0	0.00%	0	0.00%	0	0.00%	71	0	0.00%	0	0.00%
Vote by Mail	0	0.00%	1	0.19%	3	0.56%	5	0.93%	535	0	0.00%	0	0.00%
Mail Ballot	0		0		0		0		0	0		0	
Total	1	0.17%	1	0.17%	3	0.50%	5	0.83%	606	0	0.00%	0	0.00%
0030386													
Poll Place	0	0.00%	1	0.79%	0	0.00%	3	2.38%	126	0	0.00%	0	0.00%
Vote by Mail	0	0.00%	2	0.25%	4	0.49%	13	1.61%	809	0	0.00%	0	0.00%
Mail Ballot	0		0		0		0		0	0		0	
Total	0	0.00%	3	0.32%	4	0.43%	16	1.71%	935	0	0.00%	0	0.00%
0030387													
Poll Place	0	0.00%	1	0.62%	0	0.00%	3	1.86%	161	0	0.00%	1	0.62%
Vote by Mail	1	0.12%	2	0.24%	0	0.00%	6	0.72%	831	0	0.00%	0	0.00%
Mail Ballot	0		0		0		0		0	0		0	
Total	1	0.10%	3	0.30%	0	0.00%	9	0.91%	992	0	0.00%	1	0.10%
0030389													
Poll Place	0	0.00%	0	0.00%	0	0.00%	1	1.39%	72	0	0.00%	0	0.00%
Vote by Mail	0	0.00%	2	0.39%	2	0.39%	5	0.98%	511	0	0.00%	0	0.00%
Mail Ballot	0		0		0		0		0	0		0	
Total	0	0.00%	2	0.34%	2	0.34%	6	1.03%	583	0	0.00%	0	0.00%

Precinct	Joseph Kishore Qualified Write In		Brock Pierce Qualified Write In		Jesse Ventura Qualified Write In	
0030370						
Poll Place	0	0.00%	0	0.00%	0	0.00%
Vote by Mail	0	0.00%	0	0.00%	0	0.00%
Mail Ballot	0		0		0	
Total	0	0.00%	0	0.00%	0	0.00%
0030374						
Poll Place	0	0.00%	0	0.00%	0	0.00%
Vote by Mail	0	0.00%	0	0.00%	0	0.00%
Mail Ballot	0		0		0	
Total	0	0.00%	0	0.00%	0	0.00%
0030385						
Poll Place	0	0.00%	0	0.00%	0	0.00%
Vote by Mail	0	0.00%	0	0.00%	0	0.00%
Mail Ballot	0		0		0	
Total	0	0.00%	0	0.00%	0	0.00%
0030386						
Poll Place	0	0.00%	0	0.00%	0	0.00%
Vote by Mail	0	0.00%	0	0.00%	0	0.00%
Mail Ballot	0		0		0	
Total	0	0.00%	0	0.00%	0	0.00%
0030387						
Poll Place	0	0.00%	0	0.00%	0	0.00%
Vote by Mail	0	0.00%	0	0.00%	0	0.00%
Mail Ballot	0		0		0	
Total	0	0.00%	0	0.00%	0	0.00%
0030389						
Poll Place	0	0.00%	0	0.00%	0	0.00%
Vote by Mail	0	0.00%	0	0.00%	0	0.00%
Mail Ballot	0		0		0	
Total	0	0.00%	0	0.00%	0	0.00%

Precinct	Registered Voters
0030390	
Poll Place	1,320
Vote by Mail	1,320
Mail Ballot	1,320
Total	1,320
0030393	
Poll Place	856
Vote by Mail	856
Mail Ballot	856
Total	856
0030396	
Poll Place	812
Vote by Mail	812
Mail Ballot	812
Total	812
0030399	
Poll Place	1,198
Vote by Mail	1,198
Mail Ballot	1,198
Total	1,198
0031478	
Poll Place	593
Vote by Mail	593
Mail Ballot	593
Total	593
0031641	
Poll Place	610
Vote by Mail	610
Mail Ballot	610
Total	610

Precinct	JOSEPH R. BIDEN FOR PRESIDENT (DEM)		DONALD J. TRUMP FOR PRESIDENT (REP)	
0030390				
Poll Place	13	7.78%	154	92.22%
Vote by Mail	255	26.53%	689	71.70%
Mail Ballot	0		0	
Total	268	23.76%	843	74.73%
0030393				
Poll Place	14	15.38%	74	81.32%
Vote by Mail	185	29.13%	438	68.98%
Mail Ballot	0		0	
Total	199	27.41%	512	70.52%
0030396				
Poll Place	17	14.91%	95	83.33%
Vote by Mail	202	36.33%	330	59.35%
Mail Ballot	0		0	
Total	219	32.69%	425	63.43%
0030399				
Poll Place	65	62.50%	34	32.69%
Vote by Mail	348	69.46%	135	26.95%
Mail Ballot	0		0	
Total	413	68.26%	169	27.93%
0031478				
Poll Place	33	42.31%	43	55.13%
Vote by Mail	184	50.97%	164	45.43%
Mail Ballot	0		0	
Total	217	49.43%	207	47.15%
0031641				
Poll Place	39	63.93%	18	29.51%
Vote by Mail	167	74.22%	54	24.00%
Mail Ballot	0		0	
Total	206	72.03%	72	25.17%

Precinct	GLORIA LA RIVA FOR PRESIDENT (PF)		ROQUE "ROCKY" DE LA FUENTE GUERRA FOR PRESIDENT (AIP)		HOWIE HAWKINS FOR PRESIDENT (GRN)		JO JORGENSEN FOR PRESIDENT (LIB)		Total Votes	Brian Carroll Qualified Write In		Mark Charles Qualified Write In	
0030390													
Poll Place	0	0.00%	0	0.00%	0	0.00%	0	0.00%	167	0	0.00%	0	0.00%
Vote by Mail	4	0.42%	3	0.31%	3	0.31%	7	0.73%	961	0	0.00%	0	0.00%
Mail Ballot	0		0		0		0		0	0		0	
Total	4	0.35%	3	0.27%	3	0.27%	7	0.62%	1,128	0	0.00%	0	0.00%
0030393													
Poll Place	0	0.00%	0	0.00%	0	0.00%	3	3.30%	91	0	0.00%	0	0.00%
Vote by Mail	2	0.31%	3	0.47%	2	0.31%	5	0.79%	635	0	0.00%	0	0.00%
Mail Ballot	0		0		0		0		0	0		0	
Total	2	0.28%	3	0.41%	2	0.28%	8	1.10%	726	0	0.00%	0	0.00%
0030396													
Poll Place	0	0.00%	0	0.00%	0	0.00%	2	1.75%	114	0	0.00%	0	0.00%
Vote by Mail	4	0.72%	2	0.36%	6	1.08%	12	2.16%	556	0	0.00%	0	0.00%
Mail Ballot	0		0		0		0		0	0		0	
Total	4	0.60%	2	0.30%	6	0.90%	14	2.09%	670	0	0.00%	0	0.00%
0030399													
Poll Place	0	0.00%	2	1.92%	1	0.96%	2	1.92%	104	0	0.00%	0	0.00%
Vote by Mail	8	1.60%	3	0.60%	1	0.20%	6	1.20%	501	0	0.00%	0	0.00%
Mail Ballot	0		0		0		0		0	0		0	
Total	8	1.32%	5	0.83%	2	0.33%	8	1.32%	605	0	0.00%	0	0.00%
0031478													
Poll Place	0	0.00%	1	1.28%	0	0.00%	1	1.28%	78	0	0.00%	0	0.00%
Vote by Mail	2	0.55%	2	0.55%	3	0.83%	6	1.66%	361	0	0.00%	0	0.00%
Mail Ballot	0		0		0		0		0	0		0	
Total	2	0.46%	3	0.68%	3	0.68%	7	1.59%	439	0	0.00%	0	0.00%
0031641													
Poll Place	1	1.64%	1	1.64%	0	0.00%	2	3.28%	61	0	0.00%	0	0.00%
Vote by Mail	1	0.44%	2	0.89%	1	0.44%	0	0.00%	225	0	0.00%	0	0.00%
Mail Ballot	0		0		0		0		0	0		0	
Total	2	0.70%	3	1.05%	1	0.35%	2	0.70%	286	0	0.00%	0	0.00%

Precinct	Joseph Kishore Qualified Write In		Brock Pierce Qualified Write In		Jesse Ventura Qualified Write In	
0030390						
Poll Place	0	0.00%	0	0.00%	0	0.00%
Vote by Mail	0	0.00%	0	0.00%	0	0.00%
Mail Ballot	0		0		0	
Total	0	0.00%	0	0.00%	0	0.00%
0030393						
Poll Place	0	0.00%	0	0.00%	0	0.00%
Vote by Mail	0	0.00%	0	0.00%	0	0.00%
Mail Ballot	0		0		0	
Total	0	0.00%	0	0.00%	0	0.00%
0030396						
Poll Place	0	0.00%	0	0.00%	0	0.00%
Vote by Mail	0	0.00%	0	0.00%	0	0.00%
Mail Ballot	0		0		0	
Total	0	0.00%	0	0.00%	0	0.00%
0030399						
Poll Place	0	0.00%	0	0.00%	0	0.00%
Vote by Mail	0	0.00%	0	0.00%	0	0.00%
Mail Ballot	0		0		0	
Total	0	0.00%	0	0.00%	0	0.00%
0031478						
Poll Place	0	0.00%	0	0.00%	0	0.00%
Vote by Mail	0	0.00%	0	0.00%	0	0.00%
Mail Ballot	0		0		0	
Total	0	0.00%	0	0.00%	0	0.00%
0031641						
Poll Place	0	0.00%	0	0.00%	0	0.00%
Vote by Mail	0	0.00%	0	0.00%	0	0.00%
Mail Ballot	0		0		0	
Total	0	0.00%	0	0.00%	0	0.00%

Precinct	Registered Voters
0031642	
Poll Place	797
Vote by Mail	797
Mail Ballot	797
Total	797
0031772	
Poll Place	1,163
Vote by Mail	1,163
Mail Ballot	1,163
Total	1,163
0031935	
Poll Place	868
Vote by Mail	868
Mail Ballot	868
Total	868
0031950	
Poll Place	707
Vote by Mail	707
Mail Ballot	707
Total	707
0031953	
Poll Place	1,390
Vote by Mail	1,390
Mail Ballot	1,390
Total	1,390
0031960	
Poll Place	1,287
Vote by Mail	1,287
Mail Ballot	1,287
Total	1,287

Precinct	JOSEPH R. BIDEN FOR PRESIDENT (DEM)		DONALD J. TRUMP FOR PRESIDENT (REP)	
0031642				
Poll Place	35	59.32%	22	37.29%
Vote by Mail	223	67.78%	94	28.57%
Mail Ballot	0		0	
Total	258	66.49%	116	29.90%
0031772				
Poll Place	20	13.07%	129	84.31%
Vote by Mail	200	36.70%	328	60.18%
Mail Ballot	0		0	
Total	220	31.52%	457	65.47%
0031935				
Poll Place	38	43.68%	48	55.17%
Vote by Mail	247	52.33%	214	45.34%
Mail Ballot	0		0	
Total	285	50.98%	262	46.87%
0031950				
Poll Place	13	13.27%	81	82.65%
Vote by Mail	126	36.31%	211	60.81%
Mail Ballot	0		0	
Total	139	31.24%	292	65.62%
0031953				
Poll Place	56	44.80%	66	52.80%
Vote by Mail	425	59.52%	273	38.24%
Mail Ballot	0		0	
Total	481	57.33%	339	40.41%
0031960				
Poll Place	26	29.55%	58	65.91%
Vote by Mail	438	56.30%	320	41.13%
Mail Ballot	0		0	
Total	464	53.58%	378	43.65%

Precinct	GLORIA LA RIVA FOR PRESIDENT (PF)		ROQUE "ROCKY" DE LA FUENTE GUERRA FOR PRESIDENT (AIP)		HOWIE HAWKINS FOR PRESIDENT (GRN)		JO JORGENSEN FOR PRESIDENT (LIB)		Total Votes	Brian Carroll Qualified Write In		Mark Charles Qualified Write In	
0031642													
Poll Place	1	1.69%	0	0.00%	0	0.00%	1	1.69%	59	0	0.00%	0	0.00%
Vote by Mail	3	0.91%	1	0.30%	3	0.91%	5	1.52%	329	0	0.00%	0	0.00%
Mail Ballot	0		0		0		0		0	0		0	
Total	4	1.03%	1	0.26%	3	0.77%	6	1.55%	388	0	0.00%	0	0.00%
0031772													
Poll Place	1	0.65%	1	0.65%	0	0.00%	2	1.31%	153	0	0.00%	0	0.00%
Vote by Mail	2	0.37%	0	0.00%	4	0.73%	11	2.02%	545	0	0.00%	0	0.00%
Mail Ballot	0		0		0		0		0	0		0	
Total	3	0.43%	1	0.14%	4	0.57%	13	1.86%	698	0	0.00%	0	0.00%
0031935													
Poll Place	1	1.15%	0	0.00%	0	0.00%	0	0.00%	87	0	0.00%	0	0.00%
Vote by Mail	2	0.42%	2	0.42%	1	0.21%	6	1.27%	472	0	0.00%	0	0.00%
Mail Ballot	0		0		0		0		0	0		0	
Total	3	0.54%	2	0.36%	1	0.18%	6	1.07%	559	0	0.00%	0	0.00%
0031950													
Poll Place	1	1.02%	0	0.00%	0	0.00%	3	3.06%	98	0	0.00%	0	0.00%
Vote by Mail	1	0.29%	1	0.29%	4	1.15%	4	1.15%	347	0	0.00%	0	0.00%
Mail Ballot	0		0		0		0		0	0		0	
Total	2	0.45%	1	0.22%	4	0.90%	7	1.57%	445	0	0.00%	0	0.00%
0031953													
Poll Place	0	0.00%	1	0.80%	1	0.80%	0	0.00%	125	1	0.80%	0	0.00%
Vote by Mail	5	0.70%	2	0.28%	1	0.14%	8	1.12%	714	0	0.00%	0	0.00%
Mail Ballot	0		0		0		0		0	0		0	
Total	5	0.60%	3	0.36%	2	0.24%	8	0.95%	839	1	0.12%	0	0.00%
0031960													
Poll Place	2	2.27%	1	1.14%	0	0.00%	1	1.14%	88	0	0.00%	0	0.00%
Vote by Mail	3	0.39%	3	0.39%	2	0.26%	12	1.54%	778	0	0.00%	0	0.00%
Mail Ballot	0		0		0		0		0	0		0	
Total	5	0.58%	4	0.46%	2	0.23%	13	1.50%	866	0	0.00%	0	0.00%

Precinct	Joseph Kishore Qualified Write In		Brock Pierce Qualified Write In		Jesse Ventura Qualified Write In	
0031642						
Poll Place	0	0.00%	0	0.00%	0	0.00%
Vote by Mail	0	0.00%	0	0.00%	0	0.00%
Mail Ballot	0		0		0	
Total	0	0.00%	0	0.00%	0	0.00%
0031772						
Poll Place	0	0.00%	0	0.00%	0	0.00%
Vote by Mail	0	0.00%	0	0.00%	0	0.00%
Mail Ballot	0		0		0	
Total	0	0.00%	0	0.00%	0	0.00%
0031935						
Poll Place	0	0.00%	0	0.00%	0	0.00%
Vote by Mail	0	0.00%	0	0.00%	0	0.00%
Mail Ballot	0		0		0	
Total	0	0.00%	0	0.00%	0	0.00%
0031950						
Poll Place	0	0.00%	0	0.00%	0	0.00%
Vote by Mail	0	0.00%	0	0.00%	0	0.00%
Mail Ballot	0		0		0	
Total	0	0.00%	0	0.00%	0	0.00%
0031953						
Poll Place	0	0.00%	0	0.00%	0	0.00%
Vote by Mail	0	0.00%	0	0.00%	0	0.00%
Mail Ballot	0		0		0	
Total	0	0.00%	0	0.00%	0	0.00%
0031960						
Poll Place	0	0.00%	0	0.00%	0	0.00%
Vote by Mail	0	0.00%	0	0.00%	0	0.00%
Mail Ballot	0		0		0	
Total	0	0.00%	0	0.00%	0	0.00%

Precinct	Registered Voters
0032170	
Poll Place	932
Vote by Mail	932
Mail Ballot	932
Total	932
0032214	
Poll Place	651
Vote by Mail	651
Mail Ballot	651
Total	651
0032240	
Poll Place	847
Vote by Mail	847
Mail Ballot	847
Total	847
0032310	
Poll Place	1,021
Vote by Mail	1,021
Mail Ballot	1,021
Total	1,021
0032330	
Poll Place	584
Vote by Mail	584
Mail Ballot	584
Total	584
0032340	
Poll Place	596
Vote by Mail	596
Mail Ballot	596
Total	596

Precinct	JOSEPH R. BIDEN FOR PRESIDENT (DEM)		DONALD J. TRUMP FOR PRESIDENT (REP)	
0032170				
Poll Place	37	29.60%	87	69.60%
Vote by Mail	270	46.39%	294	50.52%
Mail Ballot	0		0	
Total	307	43.42%	381	53.89%
0032214				
Poll Place	9	16.07%	47	83.93%
Vote by Mail	115	27.25%	294	69.67%
Mail Ballot	0		0	
Total	124	25.94%	341	71.34%
0032240				
Poll Place	10	22.73%	32	72.73%
Vote by Mail	179	38.41%	278	59.66%
Mail Ballot	0		0	
Total	189	37.06%	310	60.78%
0032310				
Poll Place	20	25.97%	57	74.03%
Vote by Mail	334	55.48%	256	42.52%
Mail Ballot	0		0	
Total	354	52.14%	313	46.10%
0032330				
Poll Place	5	17.24%	23	79.31%
Vote by Mail	174	40.37%	246	57.08%
Mail Ballot	0		0	
Total	179	38.91%	269	58.48%
0032340				
Poll Place	8	21.62%	28	75.68%
Vote by Mail	136	29.96%	310	68.28%
Mail Ballot	0		0	
Total	144	29.33%	338	68.84%

Precinct	GLORIA LA RIVA FOR PRESIDENT (PF)		ROQUE "ROCKY" DE LA FUENTE GUERRA FOR PRESIDENT (AIP)		HOWIE HAWKINS FOR PRESIDENT (GRN)		JO JORGENSEN FOR PRESIDENT (LIB)		Total Votes	Brian Carroll Qualified Write In		Mark Charles Qualified Write In	
0032170													
Poll Place	0	0.00%	0	0.00%	0	0.00%	1	0.80%	125	0	0.00%	0	0.00%
Vote by Mail	1	0.17%	4	0.69%	4	0.69%	9	1.55%	582	0	0.00%	0	0.00%
Mail Ballot	0		0		0		0		0	0		0	
Total	1	0.14%	4	0.57%	4	0.57%	10	1.41%	707	0	0.00%	0	0.00%
0032214													
Poll Place	0	0.00%	0	0.00%	0	0.00%	0	0.00%	56	0	0.00%	0	0.00%
Vote by Mail	2	0.47%	6	1.42%	3	0.71%	2	0.47%	422	0	0.00%	0	0.00%
Mail Ballot	0		0		0		0		0	0		0	
Total	2	0.42%	6	1.26%	3	0.63%	2	0.42%	478	0	0.00%	0	0.00%
0032240													
Poll Place	0	0.00%	1	2.27%	0	0.00%	1	2.27%	44	0	0.00%	0	0.00%
Vote by Mail	2	0.43%	2	0.43%	1	0.21%	4	0.86%	466	0	0.00%	0	0.00%
Mail Ballot	0		0		0		0		0	0		0	
Total	2	0.39%	3	0.59%	1	0.20%	5	0.98%	510	0	0.00%	0	0.00%
0032310													
Poll Place	0	0.00%	0	0.00%	0	0.00%	0	0.00%	77	0	0.00%	0	0.00%
Vote by Mail	3	0.50%	1	0.17%	1	0.17%	7	1.16%	602	0	0.00%	0	0.00%
Mail Ballot	0		0		0		0		0	0		0	
Total	3	0.44%	1	0.15%	1	0.15%	7	1.03%	679	0	0.00%	0	0.00%
0032330													
Poll Place	0	0.00%	0	0.00%	1	3.45%	0	0.00%	29	0	0.00%	0	0.00%
Vote by Mail	2	0.46%	5	1.16%	0	0.00%	4	0.93%	431	0	0.00%	0	0.00%
Mail Ballot	0		0		0		0		0	0		0	
Total	2	0.43%	5	1.09%	1	0.22%	4	0.87%	460	0	0.00%	0	0.00%
0032340													
Poll Place	0	0.00%	0	0.00%	0	0.00%	1	2.70%	37	0	0.00%	0	0.00%
Vote by Mail	2	0.44%	1	0.22%	0	0.00%	5	1.10%	454	0	0.00%	0	0.00%
Mail Ballot	0		0		0		0		0	0		0	
Total	2	0.41%	1	0.20%	0	0.00%	6	1.22%	491	0	0.00%	0	0.00%

Precinct	Joseph Kishore Qualified Write In		Brock Pierce Qualified Write In		Jesse Ventura Qualified Write In	
0032170						
Poll Place	0	0.00%	0	0.00%	0	0.00%
Vote by Mail	0	0.00%	0	0.00%	0	0.00%
Mail Ballot	0		0		0	
Total	0	0.00%	0	0.00%	0	0.00%
0032214						
Poll Place	0	0.00%	0	0.00%	0	0.00%
Vote by Mail	0	0.00%	0	0.00%	0	0.00%
Mail Ballot	0		0		0	
Total	0	0.00%	0	0.00%	0	0.00%
0032240						
Poll Place	0	0.00%	0	0.00%	0	0.00%
Vote by Mail	0	0.00%	0	0.00%	0	0.00%
Mail Ballot	0		0		0	
Total	0	0.00%	0	0.00%	0	0.00%
0032310						
Poll Place	0	0.00%	0	0.00%	0	0.00%
Vote by Mail	0	0.00%	0	0.00%	0	0.00%
Mail Ballot	0		0		0	
Total	0	0.00%	0	0.00%	0	0.00%
0032330						
Poll Place	0	0.00%	0	0.00%	0	0.00%
Vote by Mail	0	0.00%	0	0.00%	0	0.00%
Mail Ballot	0		0		0	
Total	0	0.00%	0	0.00%	0	0.00%
0032340						
Poll Place	0	0.00%	0	0.00%	0	0.00%
Vote by Mail	0	0.00%	0	0.00%	0	0.00%
Mail Ballot	0		0		0	
Total	0	0.00%	0	0.00%	0	0.00%

Precinct	Registered Voters
0032360	
Poll Place	1,173
Vote by Mail	1,173
Mail Ballot	1,173
Total	1,173
0032370	
Poll Place	750
Vote by Mail	750
Mail Ballot	750
Total	750
0032380	
Poll Place	629
Vote by Mail	629
Mail Ballot	629
Total	629
0032441	
Poll Place	1,140
Vote by Mail	1,140
Mail Ballot	1,140
Total	1,140
0032531	
Poll Place	1,320
Vote by Mail	1,320
Mail Ballot	1,320
Total	1,320
0032532	
Poll Place	995
Vote by Mail	995
Mail Ballot	995
Total	995

Precinct	JOSEPH R. BIDEN FOR PRESIDENT (DEM)		DONALD J. TRUMP FOR PRESIDENT (REP)	
0032360				
Poll Place	56	64.37%	29	33.33%
Vote by Mail	398	70.19%	159	28.04%
Mail Ballot	0		0	
Total	454	69.42%	188	28.75%
0032370				
Poll Place	48	55.81%	38	44.19%
Vote by Mail	170	54.49%	135	43.27%
Mail Ballot	0		0	
Total	218	54.77%	173	43.47%
0032380				
Poll Place	10	30.30%	23	69.70%
Vote by Mail	183	41.97%	247	56.65%
Mail Ballot	0		0	
Total	193	41.15%	270	57.57%
0032441				
Poll Place	17	14.66%	97	83.62%
Vote by Mail	204	36.36%	332	59.18%
Mail Ballot	0		0	
Total	221	32.64%	429	63.37%
0032531				
Poll Place	63	63.64%	34	34.34%
Vote by Mail	388	67.24%	170	29.46%
Mail Ballot	0		0	
Total	451	66.72%	204	30.18%
0032532				
Poll Place	60	61.86%	35	36.08%
Vote by Mail	266	64.88%	132	32.20%
Mail Ballot	0		0	
Total	326	64.30%	167	32.94%

Precinct	GLORIA LA RIVA FOR PRESIDENT (PF)		ROQUE "ROCKY" DE LA FUENTE GUERRA FOR PRESIDENT (AIP)		HOWIE HAWKINS FOR PRESIDENT (GRN)		JO JORGENSEN FOR PRESIDENT (LIB)		Total Votes	Brian Carroll Qualified Write In		Mark Charles Qualified Write In	
0032360													
Poll Place	0	0.00%	1	1.15%	0	0.00%	1	1.15%	87	0	0.00%	0	0.00%
Vote by Mail	5	0.88%	3	0.53%	2	0.35%	0	0.00%	567	0	0.00%	0	0.00%
Mail Ballot	0		0		0		0		0	0		0	
Total	5	0.76%	4	0.61%	2	0.31%	1	0.15%	654	0	0.00%	0	0.00%
0032370													
Poll Place	0	0.00%	0	0.00%	0	0.00%	0	0.00%	86	0	0.00%	0	0.00%
Vote by Mail	0	0.00%	1	0.32%	4	1.28%	2	0.64%	312	0	0.00%	0	0.00%
Mail Ballot	0		0		0		0		0	0		0	
Total	0	0.00%	1	0.25%	4	1.01%	2	0.50%	398	0	0.00%	0	0.00%
0032380													
Poll Place	0	0.00%	0	0.00%	0	0.00%	0	0.00%	33	0	0.00%	0	0.00%
Vote by Mail	1	0.23%	0	0.00%	3	0.69%	2	0.46%	436	0	0.00%	0	0.00%
Mail Ballot	0		0		0		0		0	0		0	
Total	1	0.21%	0	0.00%	3	0.64%	2	0.43%	469	0	0.00%	0	0.00%
0032441													
Poll Place	0	0.00%	1	0.86%	1	0.86%	0	0.00%	116	0	0.00%	0	0.00%
Vote by Mail	4	0.71%	2	0.36%	7	1.25%	12	2.14%	561	0	0.00%	0	0.00%
Mail Ballot	0		0		0		0		0	0		0	
Total	4	0.59%	3	0.44%	8	1.18%	12	1.77%	677	0	0.00%	0	0.00%
0032531													
Poll Place	2	2.02%	0	0.00%	0	0.00%	0	0.00%	99	0	0.00%	0	0.00%
Vote by Mail	5	0.87%	6	1.04%	3	0.52%	5	0.87%	577	0	0.00%	0	0.00%
Mail Ballot	0		0		0		0		0	0		0	
Total	7	1.04%	6	0.89%	3	0.44%	5	0.74%	676	0	0.00%	0	0.00%
0032532													
Poll Place	0	0.00%	1	1.03%	0	0.00%	1	1.03%	97	0	0.00%	0	0.00%
Vote by Mail	0	0.00%	3	0.73%	2	0.49%	7	1.71%	410	0	0.00%	0	0.00%
Mail Ballot	0		0		0		0		0	0		0	
Total	0	0.00%	4	0.79%	2	0.39%	8	1.58%	507	0	0.00%	0	0.00%

Precinct	Joseph Kishore Qualified Write In		Brock Pierce Qualified Write In		Jesse Ventura Qualified Write In	
0032360						
Poll Place	0	0.00%	0	0.00%	0	0.00%
Vote by Mail	0	0.00%	0	0.00%	0	0.00%
Mail Ballot	0		0		0	
Total	0	0.00%	0	0.00%	0	0.00%
0032370						
Poll Place	0	0.00%	0	0.00%	0	0.00%
Vote by Mail	0	0.00%	0	0.00%	0	0.00%
Mail Ballot	0		0		0	
Total	0	0.00%	0	0.00%	0	0.00%
0032380						
Poll Place	0	0.00%	0	0.00%	0	0.00%
Vote by Mail	0	0.00%	0	0.00%	0	0.00%
Mail Ballot	0		0		0	
Total	0	0.00%	0	0.00%	0	0.00%
0032441						
Poll Place	0	0.00%	0	0.00%	0	0.00%
Vote by Mail	0	0.00%	0	0.00%	0	0.00%
Mail Ballot	0		0		0	
Total	0	0.00%	0	0.00%	0	0.00%
0032531						
Poll Place	0	0.00%	0	0.00%	0	0.00%
Vote by Mail	0	0.00%	0	0.00%	0	0.00%
Mail Ballot	0		0		0	
Total	0	0.00%	0	0.00%	0	0.00%
0032532						
Poll Place	0	0.00%	0	0.00%	0	0.00%
Vote by Mail	0	0.00%	0	0.00%	0	0.00%
Mail Ballot	0		0		0	
Total	0	0.00%	0	0.00%	0	0.00%

Precinct	Registered Voters
0032640	
Poll Place	1,435
Vote by Mail	1,435
Mail Ballot	1,435
Total	1,435
0032652	
Poll Place	1,415
Vote by Mail	1,415
Mail Ballot	1,415
Total	1,415
0032731	
Poll Place	1,219
Vote by Mail	1,219
Mail Ballot	1,219
Total	1,219
0032732	
Poll Place	307
Vote by Mail	307
Mail Ballot	307
Total	307
0032750	
Poll Place	1,553
Vote by Mail	1,553
Mail Ballot	1,553
Total	1,553
0032751	
Poll Place	830
Vote by Mail	830
Mail Ballot	830
Total	830

Precinct	JOSEPH R. BIDEN FOR PRESIDENT (DEM)		DONALD J. TRUMP FOR PRESIDENT (REP)	
0032640				
Poll Place	15	7.54%	181	90.95%
Vote by Mail	243	23.75%	768	75.07%
Mail Ballot	0		0	
Total	258	21.11%	949	77.66%
0032652				
Poll Place	9	11.39%	69	87.34%
Vote by Mail	245	21.80%	858	76.33%
Mail Ballot	0		0	
Total	254	21.11%	927	77.06%
0032731				
Poll Place	30	21.74%	105	76.09%
Vote by Mail	292	38.93%	439	58.53%
Mail Ballot	0		0	
Total	322	36.26%	544	61.26%
0032732				
Poll Place	4	9.76%	35	85.37%
Vote by Mail	79	33.33%	154	64.98%
Mail Ballot	0		0	
Total	83	29.86%	189	67.99%
0032750				
Poll Place	117	54.42%	91	42.33%
Vote by Mail	479	59.80%	297	37.08%
Mail Ballot	0		0	
Total	596	58.66%	388	38.19%
0032751				
Poll Place	47	47.47%	50	50.51%
Vote by Mail	209	52.64%	176	44.33%
Mail Ballot	0		0	
Total	256	51.61%	226	45.56%

Precinct	GLORIA LA RIVA FOR PRESIDENT (PF)		ROQUE "ROCKY" DE LA FUENTE GUERRA FOR PRESIDENT (AIP)		HOWIE HAWKINS FOR PRESIDENT (GRN)		JO JORGENSEN FOR PRESIDENT (LIB)		Total Votes	Brian Carroll Qualified Write In		Mark Charles Qualified Write In	
0032640													
Poll Place	0	0.00%	0	0.00%	0	0.00%	3	1.51%	199	0	0.00%	0	0.00%
Vote by Mail	0	0.00%	3	0.29%	1	0.10%	8	0.78%	1,023	0	0.00%	0	0.00%
Mail Ballot	0		0		0		0		0	0		0	
Total	0	0.00%	3	0.25%	1	0.08%	11	0.90%	1,222	0	0.00%	0	0.00%
0032652													
Poll Place	0	0.00%	0	0.00%	0	0.00%	1	1.27%	79	0	0.00%	0	0.00%
Vote by Mail	0	0.00%	1	0.09%	3	0.27%	17	1.51%	1,124	0	0.00%	0	0.00%
Mail Ballot	0		0		0		0		0	0		0	
Total	0	0.00%	1	0.08%	3	0.25%	18	1.50%	1,203	0	0.00%	0	0.00%
0032731													
Poll Place	0	0.00%	1	0.72%	0	0.00%	2	1.45%	138	0	0.00%	0	0.00%
Vote by Mail	2	0.27%	6	0.80%	5	0.67%	6	0.80%	750	0	0.00%	0	0.00%
Mail Ballot	0		0		0		0		0	0		0	
Total	2	0.23%	7	0.79%	5	0.56%	8	0.90%	888	0	0.00%	0	0.00%
0032732													
Poll Place	0	0.00%	0	0.00%	0	0.00%	2	4.88%	41	0	0.00%	0	0.00%
Vote by Mail	0	0.00%	1	0.42%	0	0.00%	3	1.27%	237	0	0.00%	0	0.00%
Mail Ballot	0		0		0		0		0	0		0	
Total	0	0.00%	1	0.36%	0	0.00%	5	1.80%	278	0	0.00%	0	0.00%
0032750													
Poll Place	2	0.93%	2	0.93%	0	0.00%	3	1.40%	215	0	0.00%	0	0.00%
Vote by Mail	5	0.62%	9	1.12%	5	0.62%	6	0.75%	801	0	0.00%	0	0.00%
Mail Ballot	0		0		0		0		0	0		0	
Total	7	0.69%	11	1.08%	5	0.49%	9	0.89%	1,016	0	0.00%	0	0.00%
0032751													
Poll Place	0	0.00%	1	1.01%	0	0.00%	1	1.01%	99	0	0.00%	0	0.00%
Vote by Mail	3	0.76%	3	0.76%	1	0.25%	5	1.26%	397	0	0.00%	0	0.00%
Mail Ballot	0		0		0		0		0	0		0	
Total	3	0.60%	4	0.81%	1	0.20%	6	1.21%	496	0	0.00%	0	0.00%

Precinct	Joseph Kishore Qualified Write In		Brock Pierce Qualified Write In		Jesse Ventura Qualified Write In	
0032640						
Poll Place	0	0.00%	0	0.00%	0	0.00%
Vote by Mail	0	0.00%	0	0.00%	0	0.00%
Mail Ballot	0		0		0	
Total	0	0.00%	0	0.00%	0	0.00%
0032652						
Poll Place	0	0.00%	0	0.00%	0	0.00%
Vote by Mail	0	0.00%	0	0.00%	0	0.00%
Mail Ballot	0		0		0	
Total	0	0.00%	0	0.00%	0	0.00%
0032731						
Poll Place	0	0.00%	0	0.00%	0	0.00%
Vote by Mail	0	0.00%	0	0.00%	0	0.00%
Mail Ballot	0		0		0	
Total	0	0.00%	0	0.00%	0	0.00%
0032732						
Poll Place	0	0.00%	0	0.00%	0	0.00%
Vote by Mail	0	0.00%	0	0.00%	0	0.00%
Mail Ballot	0		0		0	
Total	0	0.00%	0	0.00%	0	0.00%
0032750						
Poll Place	0	0.00%	0	0.00%	0	0.00%
Vote by Mail	0	0.00%	0	0.00%	0	0.00%
Mail Ballot	0		0		0	
Total	0	0.00%	0	0.00%	0	0.00%
0032751						
Poll Place	0	0.00%	0	0.00%	0	0.00%
Vote by Mail	0	0.00%	0	0.00%	0	0.00%
Mail Ballot	0		0		0	
Total	0	0.00%	0	0.00%	0	0.00%

Precinct	Registered Voters
0032762	
Poll Place	763
Vote by Mail	763
Mail Ballot	763
Total	763
0033040	
Poll Place	1,618
Vote by Mail	1,618
Mail Ballot	1,618
Total	1,618
0033042	
Poll Place	1,130
Vote by Mail	1,130
Mail Ballot	1,130
Total	1,130
0033150	
Poll Place	467
Vote by Mail	467
Mail Ballot	467
Total	467
0033161	
Poll Place	370
Vote by Mail	370
Mail Ballot	370
Total	370
0033222	
Poll Place	1,064
Vote by Mail	1,064
Mail Ballot	1,064
Total	1,064

Precinct	JOSEPH R. BIDEN FOR PRESIDENT (DEM)		DONALD J. TRUMP FOR PRESIDENT (REP)	
0032762				
Poll Place	39	54.93%	31	43.66%
Vote by Mail	277	66.11%	132	31.50%
Mail Ballot	0		0	
Total	316	64.49%	163	33.27%
0033040				
Poll Place	24	12.00%	170	85.00%
Vote by Mail	230	21.68%	804	75.78%
Mail Ballot	0		0	
Total	254	20.14%	974	77.24%
0033042				
Poll Place	19	17.12%	90	81.08%
Vote by Mail	146	19.81%	579	78.56%
Mail Ballot	0		0	
Total	165	19.46%	669	78.89%
0033150				
Poll Place	15	26.79%	40	71.43%
Vote by Mail	169	50.60%	155	46.41%
Mail Ballot	0		0	
Total	184	47.18%	195	50.00%
0033161				
Poll Place	5	16.67%	25	83.33%
Vote by Mail	130	54.62%	101	42.44%
Mail Ballot	0		0	
Total	135	50.37%	126	47.01%
0033222				
Poll Place	57	64.04%	30	33.71%
Vote by Mail	314	70.09%	124	27.68%
Mail Ballot	0		0	
Total	371	69.09%	154	28.68%

Precinct	GLORIA LA RIVA FOR PRESIDENT (PF)		ROQUE "ROCKY" DE LA FUENTE GUERRA FOR PRESIDENT (AIP)		HOWIE HAWKINS FOR PRESIDENT (GRN)		JO JORGENSEN FOR PRESIDENT (LIB)		Total Votes	Brian Carroll Qualified Write In		Mark Charles Qualified Write In	
0032762													
Poll Place	1	1.41%	0	0.00%	0	0.00%	0	0.00%	71	0	0.00%	0	0.00%
Vote by Mail	3	0.72%	1	0.24%	3	0.72%	3	0.72%	419	0	0.00%	0	0.00%
Mail Ballot	0		0		0		0		0	0		0	
Total	4	0.82%	1	0.20%	3	0.61%	3	0.61%	490	0	0.00%	0	0.00%
0033040													
Poll Place	1	0.50%	0	0.00%	1	0.50%	4	2.00%	200	0	0.00%	0	0.00%
Vote by Mail	2	0.19%	3	0.28%	2	0.19%	20	1.89%	1,061	0	0.00%	0	0.00%
Mail Ballot	0		0		0		0		0	0		0	
Total	3	0.24%	3	0.24%	3	0.24%	24	1.90%	1,261	0	0.00%	0	0.00%
0033042													
Poll Place	1	0.90%	0	0.00%	1	0.90%	0	0.00%	111	0	0.00%	0	0.00%
Vote by Mail	1	0.14%	2	0.27%	4	0.54%	5	0.68%	737	0	0.00%	0	0.00%
Mail Ballot	0		0		0		0		0	0		0	
Total	2	0.24%	2	0.24%	5	0.59%	5	0.59%	848	0	0.00%	0	0.00%
0033150													
Poll Place	0	0.00%	0	0.00%	1	1.79%	0	0.00%	56	0	0.00%	0	0.00%
Vote by Mail	1	0.30%	5	1.50%	0	0.00%	3	0.90%	334	0	0.00%	0	0.00%
Mail Ballot	0		0		0		0		0	0		0	
Total	1	0.26%	5	1.28%	1	0.26%	3	0.77%	390	0	0.00%	0	0.00%
0033161													
Poll Place	0	0.00%	0	0.00%	0	0.00%	0	0.00%	30	0	0.00%	0	0.00%
Vote by Mail	2	0.84%	0	0.00%	1	0.42%	4	1.68%	238	0	0.00%	0	0.00%
Mail Ballot	0		0		0		0		0	0		0	
Total	2	0.75%	0	0.00%	1	0.37%	4	1.49%	268	0	0.00%	0	0.00%
0033222													
Poll Place	0	0.00%	0	0.00%	1	1.12%	1	1.12%	89	0	0.00%	0	0.00%
Vote by Mail	1	0.22%	3	0.67%	2	0.45%	4	0.89%	448	0	0.00%	0	0.00%
Mail Ballot	0		0		0		0		0	0		0	
Total	1	0.19%	3	0.56%	3	0.56%	5	0.93%	537	0	0.00%	0	0.00%

Precinct	Joseph Kishore Qualified Write In		Brock Pierce Qualified Write In		Jesse Ventura Qualified Write In	
0032762						
Poll Place	0	0.00%	0	0.00%	0	0.00%
Vote by Mail	0	0.00%	0	0.00%	0	0.00%
Mail Ballot	0		0		0	
Total	0	0.00%	0	0.00%	0	0.00%
0033040						
Poll Place	0	0.00%	0	0.00%	0	0.00%
Vote by Mail	0	0.00%	0	0.00%	0	0.00%
Mail Ballot	0		0		0	
Total	0	0.00%	0	0.00%	0	0.00%
0033042						
Poll Place	0	0.00%	0	0.00%	0	0.00%
Vote by Mail	0	0.00%	0	0.00%	0	0.00%
Mail Ballot	0		0		0	
Total	0	0.00%	0	0.00%	0	0.00%
0033150						
Poll Place	0	0.00%	0	0.00%	0	0.00%
Vote by Mail	0	0.00%	0	0.00%	1	0.30%
Mail Ballot	0		0		0	
Total	0	0.00%	0	0.00%	1	0.26%
0033161						
Poll Place	0	0.00%	0	0.00%	0	0.00%
Vote by Mail	0	0.00%	0	0.00%	0	0.00%
Mail Ballot	0		0		0	
Total	0	0.00%	0	0.00%	0	0.00%
0033222						
Poll Place	0	0.00%	0	0.00%	0	0.00%
Vote by Mail	0	0.00%	0	0.00%	0	0.00%
Mail Ballot	0		0		0	
Total	0	0.00%	0	0.00%	0	0.00%

Precinct	Registered Voters
0033492	
Poll Place	956
Vote by Mail	956
Mail Ballot	956
Total	956
0035601	
Poll Place	861
Vote by Mail	861
Mail Ballot	861
Total	861
0035602	
Poll Place	614
Vote by Mail	614
Mail Ballot	614
Total	614
0035603	
Poll Place	881
Vote by Mail	881
Mail Ballot	881
Total	881
0035604	
Poll Place	1,187
Vote by Mail	1,187
Mail Ballot	1,187
Total	1,187
0035624	
Poll Place	458
Vote by Mail	458
Mail Ballot	458
Total	458

Precinct	JOSEPH R. BIDEN FOR PRESIDENT (DEM)		DONALD J. TRUMP FOR PRESIDENT (REP)	
0033492				
Poll Place	91	67.41%	39	28.89%
Vote by Mail	308	72.81%	106	25.06%
Mail Ballot	0		0	
Total	399	71.51%	145	25.99%
0035601				
Poll Place	9	8.82%	90	88.24%
Vote by Mail	225	36.76%	379	61.93%
Mail Ballot	0		0	
Total	234	32.77%	469	65.69%
0035602				
Poll Place	23	27.71%	57	68.67%
Vote by Mail	206	49.52%	197	47.36%
Mail Ballot	0		0	
Total	229	45.89%	254	50.90%
0035603				
Poll Place	20	17.24%	95	81.90%
Vote by Mail	172	28.76%	417	69.73%
Mail Ballot	0		0	
Total	192	26.89%	512	71.71%
0035604				
Poll Place	13	12.15%	94	87.85%
Vote by Mail	298	34.14%	545	62.43%
Mail Ballot	0		0	
Total	311	31.73%	639	65.20%
0035624				
Poll Place	6	15.00%	33	82.50%
Vote by Mail	105	33.02%	205	64.47%
Mail Ballot	0		0	
Total	111	31.01%	238	66.48%

Precinct	GLORIA LA RIVA FOR PRESIDENT (PF)		ROQUE "ROCKY" DE LA FUENTE GUERRA FOR PRESIDENT (AIP)		HOWIE HAWKINS FOR PRESIDENT (GRN)		JO JORGENSEN FOR PRESIDENT (LIB)		Total Votes	Brian Carroll Qualified Write In		Mark Charles Qualified Write In	
0033492													
Poll Place	3	2.22%	0	0.00%	0	0.00%	2	1.48%	135	0	0.00%	0	0.00%
Vote by Mail	5	1.18%	0	0.00%	1	0.24%	3	0.71%	423	0	0.00%	0	0.00%
Mail Ballot	0		0		0		0		0	0		0	
Total	8	1.43%	0	0.00%	1	0.18%	5	0.90%	558	0	0.00%	0	0.00%
0035601													
Poll Place	0	0.00%	0	0.00%	0	0.00%	3	2.94%	102	0	0.00%	0	0.00%
Vote by Mail	2	0.33%	0	0.00%	0	0.00%	6	0.98%	612	0	0.00%	0	0.00%
Mail Ballot	0		0		0		0		0	0		0	
Total	2	0.28%	0	0.00%	0	0.00%	9	1.26%	714	0	0.00%	0	0.00%
0035602													
Poll Place	1	1.20%	1	1.20%	0	0.00%	1	1.20%	83	0	0.00%	0	0.00%
Vote by Mail	0	0.00%	3	0.72%	0	0.00%	10	2.40%	416	0	0.00%	0	0.00%
Mail Ballot	0		0		0		0		0	0		0	
Total	1	0.20%	4	0.80%	0	0.00%	11	2.20%	499	0	0.00%	0	0.00%
0035603													
Poll Place	1	0.86%	0	0.00%	0	0.00%	0	0.00%	116	0	0.00%	0	0.00%
Vote by Mail	2	0.33%	2	0.33%	0	0.00%	5	0.84%	598	0	0.00%	0	0.00%
Mail Ballot	0		0		0		0		0	0		0	
Total	3	0.42%	2	0.28%	0	0.00%	5	0.70%	714	0	0.00%	0	0.00%
0035604													
Poll Place	0	0.00%	0	0.00%	0	0.00%	0	0.00%	107	0	0.00%	0	0.00%
Vote by Mail	4	0.46%	5	0.57%	4	0.46%	17	1.95%	873	0	0.00%	0	0.00%
Mail Ballot	0		0		0		0		0	0		0	
Total	4	0.41%	5	0.51%	4	0.41%	17	1.73%	980	0	0.00%	0	0.00%
0035624													
Poll Place	0	0.00%	0	0.00%	0	0.00%	1	2.50%	40	0	0.00%	0	0.00%
Vote by Mail	0	0.00%	0	0.00%	1	0.31%	7	2.20%	318	0	0.00%	0	0.00%
Mail Ballot	0		0		0		0		0	0		0	
Total	0	0.00%	0	0.00%	1	0.28%	8	2.23%	358	0	0.00%	0	0.00%

Precinct	Joseph Kishore Qualified Write In		Brock Pierce Qualified Write In		Jesse Ventura Qualified Write In	
0033492						
Poll Place	0	0.00%	0	0.00%	0	0.00%
Vote by Mail	0	0.00%	0	0.00%	0	0.00%
Mail Ballot	0		0		0	
Total	0	0.00%	0	0.00%	0	0.00%
0035601						
Poll Place	0	0.00%	0	0.00%	0	0.00%
Vote by Mail	0	0.00%	0	0.00%	0	0.00%
Mail Ballot	0		0		0	
Total	0	0.00%	0	0.00%	0	0.00%
0035602						
Poll Place	0	0.00%	0	0.00%	0	0.00%
Vote by Mail	0	0.00%	0	0.00%	0	0.00%
Mail Ballot	0		0		0	
Total	0	0.00%	0	0.00%	0	0.00%
0035603						
Poll Place	0	0.00%	0	0.00%	0	0.00%
Vote by Mail	0	0.00%	0	0.00%	0	0.00%
Mail Ballot	0		0		0	
Total	0	0.00%	0	0.00%	0	0.00%
0035604						
Poll Place	0	0.00%	0	0.00%	0	0.00%
Vote by Mail	0	0.00%	0	0.00%	0	0.00%
Mail Ballot	0		0		0	
Total	0	0.00%	0	0.00%	0	0.00%
0035624						
Poll Place	0	0.00%	0	0.00%	0	0.00%
Vote by Mail	0	0.00%	0	0.00%	0	0.00%
Mail Ballot	0		0		0	
Total	0	0.00%	0	0.00%	0	0.00%

Precinct	Registered Voters
0035628	
Poll Place	1,817
Vote by Mail	1,817
Mail Ballot	1,817
Total	1,817
0035629	
Poll Place	1,147
Vote by Mail	1,147
Mail Ballot	1,147
Total	1,147
0035631	
Poll Place	1,022
Vote by Mail	1,022
Mail Ballot	1,022
Total	1,022
0035632	
Poll Place	765
Vote by Mail	765
Mail Ballot	765
Total	765
0035633	
Poll Place	858
Vote by Mail	858
Mail Ballot	858
Total	858
0035635	
Poll Place	1,061
Vote by Mail	1,061
Mail Ballot	1,061
Total	1,061

Precinct	JOSEPH R. BIDEN FOR PRESIDENT (DEM)		DONALD J. TRUMP FOR PRESIDENT (REP)	
0035628				
Poll Place	45	20.93%	169	78.60%
Vote by Mail	475	38.28%	744	59.95%
Mail Ballot	0		0	
Total	520	35.71%	913	62.71%
0035629				
Poll Place	28	20.29%	104	75.36%
Vote by Mail	328	42.43%	424	54.85%
Mail Ballot	0		0	
Total	356	39.08%	528	57.96%
0035631				
Poll Place	22	19.30%	90	78.95%
Vote by Mail	263	38.06%	403	58.32%
Mail Ballot	0		0	
Total	285	35.40%	493	61.24%
0035632				
Poll Place	19	14.50%	111	84.73%
Vote by Mail	169	32.25%	348	66.41%
Mail Ballot	0		0	
Total	188	28.70%	459	70.08%
0035633				
Poll Place	21	14.19%	127	85.81%
Vote by Mail	170	29.67%	390	68.06%
Mail Ballot	0		0	
Total	191	26.49%	517	71.71%
0035635				
Poll Place	53	26.24%	146	72.28%
Vote by Mail	271	42.54%	344	54.00%
Mail Ballot	0		0	
Total	324	38.62%	490	58.40%

Precinct	GLORIA LA RIVA FOR PRESIDENT (PF)		ROQUE "ROCKY" DE LA FUENTE GUERRA FOR PRESIDENT (AIP)		HOWIE HAWKINS FOR PRESIDENT (GRN)		JO JORGENSEN FOR PRESIDENT (LIB)		Total Votes	Brian Carroll Qualified Write In		Mark Charles Qualified Write In	
0035628													
Poll Place	0	0.00%	1	0.47%	0	0.00%	0	0.00%	215	0	0.00%	0	0.00%
Vote by Mail	3	0.24%	3	0.24%	3	0.24%	13	1.05%	1,241	0	0.00%	0	0.00%
Mail Ballot	0		0		0		0		0	0		0	
Total	3	0.21%	4	0.27%	3	0.21%	13	0.89%	1,456	0	0.00%	0	0.00%
0035629													
Poll Place	0	0.00%	3	2.17%	0	0.00%	3	2.17%	138	0	0.00%	0	0.00%
Vote by Mail	3	0.39%	3	0.39%	3	0.39%	12	1.55%	773	0	0.00%	0	0.00%
Mail Ballot	0		0		0		0		0	0		0	
Total	3	0.33%	6	0.66%	3	0.33%	15	1.65%	911	0	0.00%	0	0.00%
0035631													
Poll Place	0	0.00%	0	0.00%	0	0.00%	2	1.75%	114	0	0.00%	0	0.00%
Vote by Mail	2	0.29%	1	0.14%	3	0.43%	19	2.75%	691	0	0.00%	0	0.00%
Mail Ballot	0		0		0		0		0	0		0	
Total	2	0.25%	1	0.12%	3	0.37%	21	2.61%	805	0	0.00%	0	0.00%
0035632													
Poll Place	0	0.00%	0	0.00%	0	0.00%	0	0.00%	131	1	0.76%	0	0.00%
Vote by Mail	0	0.00%	1	0.19%	0	0.00%	6	1.15%	524	0	0.00%	0	0.00%
Mail Ballot	0		0		0		0		0	0		0	
Total	0	0.00%	1	0.15%	0	0.00%	6	0.92%	655	1	0.15%	0	0.00%
0035633													
Poll Place	0	0.00%	0	0.00%	0	0.00%	0	0.00%	148	0	0.00%	0	0.00%
Vote by Mail	1	0.17%	2	0.35%	1	0.17%	9	1.57%	573	0	0.00%	0	0.00%
Mail Ballot	0		0		0		0		0	0		0	
Total	1	0.14%	2	0.28%	1	0.14%	9	1.25%	721	0	0.00%	0	0.00%
0035635													
Poll Place	0	0.00%	0	0.00%	0	0.00%	3	1.49%	202	0	0.00%	0	0.00%
Vote by Mail	3	0.47%	4	0.63%	6	0.94%	9	1.41%	637	0	0.00%	0	0.00%
Mail Ballot	0		0		0		0		0	0		0	
Total	3	0.36%	4	0.48%	6	0.72%	12	1.43%	839	0	0.00%	0	0.00%

Precinct	Joseph Kishore Qualified Write In		Brock Pierce Qualified Write In		Jesse Ventura Qualified Write In	
0035628						
Poll Place	0	0.00%	0	0.00%	0	0.00%
Vote by Mail	0	0.00%	0	0.00%	0	0.00%
Mail Ballot	0		0		0	
Total	0	0.00%	0	0.00%	0	0.00%
0035629						
Poll Place	0	0.00%	0	0.00%	0	0.00%
Vote by Mail	0	0.00%	0	0.00%	0	0.00%
Mail Ballot	0		0		0	
Total	0	0.00%	0	0.00%	0	0.00%
0035631						
Poll Place	0	0.00%	0	0.00%	0	0.00%
Vote by Mail	0	0.00%	0	0.00%	0	0.00%
Mail Ballot	0		0		0	
Total	0	0.00%	0	0.00%	0	0.00%
0035632						
Poll Place	0	0.00%	0	0.00%	0	0.00%
Vote by Mail	0	0.00%	0	0.00%	0	0.00%
Mail Ballot	0		0		0	
Total	0	0.00%	0	0.00%	0	0.00%
0035633						
Poll Place	0	0.00%	0	0.00%	0	0.00%
Vote by Mail	0	0.00%	0	0.00%	0	0.00%
Mail Ballot	0		0		0	
Total	0	0.00%	0	0.00%	0	0.00%
0035635						
Poll Place	0	0.00%	0	0.00%	0	0.00%
Vote by Mail	0	0.00%	0	0.00%	0	0.00%
Mail Ballot	0		0		0	
Total	0	0.00%	0	0.00%	0	0.00%

Precinct	Registered Voters
0035640	
Poll Place	1,126
Vote by Mail	1,126
Mail Ballot	1,126
Total	1,126
0035658	
Poll Place	1,053
Vote by Mail	1,053
Mail Ballot	1,053
Total	1,053
0035661	
Poll Place	710
Vote by Mail	710
Mail Ballot	710
Total	710
0035675	
Poll Place	1,211
Vote by Mail	1,211
Mail Ballot	1,211
Total	1,211
0035677	
Poll Place	822
Vote by Mail	822
Mail Ballot	822
Total	822
0040401	
Poll Place	541
Vote by Mail	541
Mail Ballot	541
Total	541

Precinct	JOSEPH R. BIDEN FOR PRESIDENT (DEM)		DONALD J. TRUMP FOR PRESIDENT (REP)	
0035640				
Poll Place	30	20.55%	114	78.08%
Vote by Mail	291	37.02%	482	61.32%
Mail Ballot	0		0	
Total	321	34.44%	596	63.95%
0035658				
Poll Place	33	19.08%	138	79.77%
Vote by Mail	202	27.94%	507	70.12%
Mail Ballot	0		0	
Total	235	26.23%	645	71.99%
0035661				
Poll Place	20	17.54%	91	79.82%
Vote by Mail	165	35.18%	296	63.11%
Mail Ballot	0		0	
Total	185	31.73%	387	66.38%
0035675				
Poll Place	28	22.40%	96	76.80%
Vote by Mail	375	41.48%	506	55.97%
Mail Ballot	0		0	
Total	403	39.16%	602	58.50%
0035677				
Poll Place	41	55.41%	33	44.59%
Vote by Mail	282	64.98%	131	30.18%
Mail Ballot	0		0	
Total	323	63.58%	164	32.28%
0040401				
Poll Place	16	42.11%	20	52.63%
Vote by Mail	164	40.10%	242	59.17%
Mail Ballot	0		0	
Total	180	40.27%	262	58.61%

Precinct	GLORIA LA RIVA FOR PRESIDENT (PF)		ROQUE "ROCKY" DE LA FUENTE GUERRA FOR PRESIDENT (AIP)		HOWIE HAWKINS FOR PRESIDENT (GRN)		JO JORGENSEN FOR PRESIDENT (LIB)		Total Votes	Brian Carroll Qualified Write In		Mark Charles Qualified Write In	
0035640													
Poll Place	0	0.00%	0	0.00%	0	0.00%	2	1.37%	146	0	0.00%	0	0.00%
Vote by Mail	2	0.25%	0	0.00%	3	0.38%	8	1.02%	786	0	0.00%	0	0.00%
Mail Ballot	0		0		0		0		0	0		0	
Total	2	0.21%	0	0.00%	3	0.32%	10	1.07%	932	0	0.00%	0	0.00%
0035658													
Poll Place	0	0.00%	0	0.00%	0	0.00%	2	1.16%	173	0	0.00%	0	0.00%
Vote by Mail	1	0.14%	4	0.55%	3	0.41%	6	0.83%	723	0	0.00%	0	0.00%
Mail Ballot	0		0		0		0		0	0		0	
Total	1	0.11%	4	0.45%	3	0.33%	8	0.89%	896	0	0.00%	0	0.00%
0035661													
Poll Place	0	0.00%	2	1.75%	0	0.00%	1	0.88%	114	0	0.00%	0	0.00%
Vote by Mail	1	0.21%	0	0.00%	1	0.21%	6	1.28%	469	0	0.00%	0	0.00%
Mail Ballot	0		0		0		0		0	0		0	
Total	1	0.17%	2	0.34%	1	0.17%	7	1.20%	583	0	0.00%	0	0.00%
0035675													
Poll Place	0	0.00%	0	0.00%	0	0.00%	1	0.80%	125	0	0.00%	0	0.00%
Vote by Mail	1	0.11%	1	0.11%	5	0.55%	16	1.77%	904	0	0.00%	0	0.00%
Mail Ballot	0		0		0		0		0	0		0	
Total	1	0.10%	1	0.10%	5	0.49%	17	1.65%	1,029	0	0.00%	0	0.00%
0035677													
Poll Place	0	0.00%	0	0.00%	0	0.00%	0	0.00%	74	0	0.00%	0	0.00%
Vote by Mail	4	0.92%	1	0.23%	2	0.46%	14	3.23%	434	0	0.00%	0	0.00%
Mail Ballot	0		0		0		0		0	0		0	
Total	4	0.79%	1	0.20%	2	0.39%	14	2.76%	508	0	0.00%	0	0.00%
0040401													
Poll Place	1	2.63%	0	0.00%	1	2.63%	0	0.00%	38	0	0.00%	0	0.00%
Vote by Mail	0	0.00%	3	0.73%	0	0.00%	0	0.00%	409	0	0.00%	0	0.00%
Mail Ballot	0		0		0		0		0	0		0	
Total	1	0.22%	3	0.67%	1	0.22%	0	0.00%	447	0	0.00%	0	0.00%

Precinct	Joseph Kishore Qualified Write In		Brock Pierce Qualified Write In		Jesse Ventura Qualified Write In	
0035640						
Poll Place	0	0.00%	0	0.00%	0	0.00%
Vote by Mail	0	0.00%	0	0.00%	0	0.00%
Mail Ballot	0		0		0	
Total	0	0.00%	0	0.00%	0	0.00%
0035658						
Poll Place	0	0.00%	0	0.00%	0	0.00%
Vote by Mail	0	0.00%	0	0.00%	0	0.00%
Mail Ballot	0		0		0	
Total	0	0.00%	0	0.00%	0	0.00%
0035661						
Poll Place	0	0.00%	0	0.00%	0	0.00%
Vote by Mail	0	0.00%	0	0.00%	0	0.00%
Mail Ballot	0		0		0	
Total	0	0.00%	0	0.00%	0	0.00%
0035675						
Poll Place	0	0.00%	0	0.00%	0	0.00%
Vote by Mail	0	0.00%	0	0.00%	0	0.00%
Mail Ballot	0		0		0	
Total	0	0.00%	0	0.00%	0	0.00%
0035677						
Poll Place	0	0.00%	0	0.00%	0	0.00%
Vote by Mail	0	0.00%	0	0.00%	0	0.00%
Mail Ballot	0		0		0	
Total	0	0.00%	0	0.00%	0	0.00%
0040401						
Poll Place	0	0.00%	0	0.00%	0	0.00%
Vote by Mail	0	0.00%	0	0.00%	0	0.00%
Mail Ballot	0		0		0	
Total	0	0.00%	0	0.00%	0	0.00%

Precinct	Registered Voters
0040405	
Poll Place	1,425
Vote by Mail	1,425
Mail Ballot	1,425
Total	1,425
0040406	
Poll Place	1,059
Vote by Mail	1,059
Mail Ballot	1,059
Total	1,059
0040407	
Poll Place	762
Vote by Mail	762
Mail Ballot	762
Total	762
0040409	
Poll Place	1,153
Vote by Mail	1,153
Mail Ballot	1,153
Total	1,153
0040411	
Poll Place	1,428
Vote by Mail	1,428
Mail Ballot	1,428
Total	1,428
0040414	
Poll Place	1,613
Vote by Mail	1,613
Mail Ballot	1,613
Total	1,613

Precinct	JOSEPH R. BIDEN FOR PRESIDENT (DEM)		DONALD J. TRUMP FOR PRESIDENT (REP)	
0040405				
Poll Place	25	15.34%	137	84.05%
Vote by Mail	362	33.74%	690	64.31%
Mail Ballot	0		0	
Total	387	31.31%	827	66.91%
0040406				
Poll Place	38	37.25%	62	60.78%
Vote by Mail	302	40.98%	421	57.12%
Mail Ballot	0		0	
Total	340	40.52%	483	57.57%
0040407				
Poll Place	33	45.83%	39	54.17%
Vote by Mail	219	44.69%	262	53.47%
Mail Ballot	0		0	
Total	252	44.84%	301	53.56%
0040409				
Poll Place	35	27.34%	90	70.31%
Vote by Mail	351	46.80%	374	49.87%
Mail Ballot	0		0	
Total	386	43.96%	464	52.85%
0040411				
Poll Place	37	29.84%	82	66.13%
Vote by Mail	437	52.84%	358	43.29%
Mail Ballot	0		0	
Total	474	49.84%	440	46.27%
0040414				
Poll Place	58	43.94%	69	52.27%
Vote by Mail	526	59.64%	326	36.96%
Mail Ballot	0		0	
Total	584	57.59%	395	38.95%

Precinct	GLORIA LA RIVA FOR PRESIDENT (PF)		ROQUE "ROCKY" DE LA FUENTE GUERRA FOR PRESIDENT (AIP)		HOWIE HAWKINS FOR PRESIDENT (GRN)		JO JORGENSEN FOR PRESIDENT (LIB)		Total Votes	Brian Carroll Qualified Write In		Mark Charles Qualified Write In	
0040405													
Poll Place	0	0.00%	1	0.61%	0	0.00%	0	0.00%	163	0	0.00%	0	0.00%
Vote by Mail	2	0.19%	5	0.47%	4	0.37%	10	0.93%	1,073	0	0.00%	0	0.00%
Mail Ballot	0		0		0		0		0	0		0	
Total	2	0.16%	6	0.49%	4	0.32%	10	0.81%	1,236	0	0.00%	0	0.00%
0040406													
Poll Place	0	0.00%	0	0.00%	0	0.00%	1	0.98%	102	0	0.00%	1	0.98%
Vote by Mail	1	0.14%	2	0.27%	2	0.27%	9	1.22%	737	0	0.00%	0	0.00%
Mail Ballot	0		0		0		0		0	0		0	
Total	1	0.12%	2	0.24%	2	0.24%	10	1.19%	839	0	0.00%	1	0.12%
0040407													
Poll Place	0	0.00%	0	0.00%	0	0.00%	0	0.00%	72	0	0.00%	0	0.00%
Vote by Mail	1	0.20%	2	0.41%	1	0.20%	3	0.61%	490	0	0.00%	2	0.41%
Mail Ballot	0		0		0		0		0	0		0	
Total	1	0.18%	2	0.36%	1	0.18%	3	0.53%	562	0	0.00%	2	0.36%
0040409													
Poll Place	0	0.00%	1	0.78%	0	0.00%	2	1.56%	128	0	0.00%	0	0.00%
Vote by Mail	4	0.53%	5	0.67%	4	0.53%	12	1.60%	750	0	0.00%	0	0.00%
Mail Ballot	0		0		0		0		0	0		0	
Total	4	0.46%	6	0.68%	4	0.46%	14	1.59%	878	0	0.00%	0	0.00%
0040411													
Poll Place	0	0.00%	3	2.42%	1	0.81%	1	0.81%	124	0	0.00%	0	0.00%
Vote by Mail	5	0.60%	5	0.60%	1	0.12%	21	2.54%	827	0	0.00%	0	0.00%
Mail Ballot	0		0		0		0		0	0		0	
Total	5	0.53%	8	0.84%	2	0.21%	22	2.31%	951	0	0.00%	0	0.00%
0040414													
Poll Place	0	0.00%	1	0.76%	0	0.00%	4	3.03%	132	0	0.00%	0	0.00%
Vote by Mail	3	0.34%	2	0.23%	3	0.34%	22	2.49%	882	0	0.00%	0	0.00%
Mail Ballot	0		0		0		0		0	0		0	
Total	3	0.30%	3	0.30%	3	0.30%	26	2.56%	1,014	0	0.00%	0	0.00%

Precinct	Joseph Kishore Qualified Write In		Brock Pierce Qualified Write In		Jesse Ventura Qualified Write In	
0040405						
Poll Place	0	0.00%	0	0.00%	0	0.00%
Vote by Mail	0	0.00%	0	0.00%	0	0.00%
Mail Ballot	0		0		0	
Total	0	0.00%	0	0.00%	0	0.00%
0040406						
Poll Place	0	0.00%	0	0.00%	0	0.00%
Vote by Mail	0	0.00%	0	0.00%	0	0.00%
Mail Ballot	0		0		0	
Total	0	0.00%	0	0.00%	0	0.00%
0040407						
Poll Place	0	0.00%	0	0.00%	0	0.00%
Vote by Mail	0	0.00%	0	0.00%	0	0.00%
Mail Ballot	0		0		0	
Total	0	0.00%	0	0.00%	0	0.00%
0040409						
Poll Place	0	0.00%	0	0.00%	0	0.00%
Vote by Mail	0	0.00%	0	0.00%	0	0.00%
Mail Ballot	0		0		0	
Total	0	0.00%	0	0.00%	0	0.00%
0040411						
Poll Place	0	0.00%	0	0.00%	0	0.00%
Vote by Mail	0	0.00%	0	0.00%	0	0.00%
Mail Ballot	0		0		0	
Total	0	0.00%	0	0.00%	0	0.00%
0040414						
Poll Place	0	0.00%	0	0.00%	0	0.00%
Vote by Mail	0	0.00%	0	0.00%	0	0.00%
Mail Ballot	0		0		0	
Total	0	0.00%	0	0.00%	0	0.00%

Precinct	Registered Voters
0040415	
Poll Place	1,659
Vote by Mail	1,659
Mail Ballot	1,659
Total	1,659
0040419	
Poll Place	1,293
Vote by Mail	1,293
Mail Ballot	1,293
Total	1,293
0040421	
Poll Place	995
Vote by Mail	995
Mail Ballot	995
Total	995
0040424	
Poll Place	1,153
Vote by Mail	1,153
Mail Ballot	1,153
Total	1,153
0040428	
Poll Place	955
Vote by Mail	955
Mail Ballot	955
Total	955
0040429	
Poll Place	1,391
Vote by Mail	1,391
Mail Ballot	1,391
Total	1,391

Precinct	JOSEPH R. BIDEN FOR PRESIDENT (DEM)		DONALD J. TRUMP FOR PRESIDENT (REP)	
0040415				
Poll Place	30	20.83%	112	77.78%
Vote by Mail	442	35.16%	799	63.56%
Mail Ballot	0		0	
Total	472	33.69%	911	65.02%
0040419				
Poll Place	13	10.16%	113	88.28%
Vote by Mail	324	34.69%	591	63.28%
Mail Ballot	0		0	
Total	337	31.73%	704	66.29%
0040421				
Poll Place	26	26.80%	67	69.07%
Vote by Mail	345	47.46%	373	51.31%
Mail Ballot	0		0	
Total	371	45.02%	440	53.40%
0040424				
Poll Place	52	44.83%	63	54.31%
Vote by Mail	376	60.06%	229	36.58%
Mail Ballot	0		0	
Total	428	57.68%	292	39.35%
0040428				
Poll Place	27	35.06%	48	62.34%
Vote by Mail	290	55.34%	217	41.41%
Mail Ballot	0		0	
Total	317	52.75%	265	44.09%
0040429				
Poll Place	27	14.75%	153	83.61%
Vote by Mail	353	36.81%	583	60.79%
Mail Ballot	0		0	
Total	380	33.27%	736	64.45%

Precinct	GLORIA LA RIVA FOR PRESIDENT (PF)		ROQUE "ROCKY" DE LA FUENTE GUERRA FOR PRESIDENT (AIP)		HOWIE HAWKINS FOR PRESIDENT (GRN)		JO JORGENSEN FOR PRESIDENT (LIB)		Total Votes	Brian Carroll Qualified Write In		Mark Charles Qualified Write In	
0040415													
Poll Place	0	0.00%	1	0.69%	0	0.00%	1	0.69%	144	0	0.00%	0	0.00%
Vote by Mail	1	0.08%	1	0.08%	3	0.24%	11	0.88%	1,257	0	0.00%	0	0.00%
Mail Ballot	0		0		0		0		0	0		0	
Total	1	0.07%	2	0.14%	3	0.21%	12	0.86%	1,401	0	0.00%	0	0.00%
0040419													
Poll Place	0	0.00%	0	0.00%	0	0.00%	2	1.56%	128	0	0.00%	0	0.00%
Vote by Mail	0	0.00%	6	0.64%	3	0.32%	10	1.07%	934	0	0.00%	0	0.00%
Mail Ballot	0		0		0		0		0	0		0	
Total	0	0.00%	6	0.56%	3	0.28%	12	1.13%	1,062	0	0.00%	0	0.00%
0040421													
Poll Place	1	1.03%	1	1.03%	0	0.00%	2	2.06%	97	0	0.00%	0	0.00%
Vote by Mail	1	0.14%	0	0.00%	2	0.28%	5	0.69%	727	1	0.14%	0	0.00%
Mail Ballot	0		0		0		0		0	0		0	
Total	2	0.24%	1	0.12%	2	0.24%	7	0.85%	824	1	0.12%	0	0.00%
0040424													
Poll Place	0	0.00%	1	0.86%	0	0.00%	0	0.00%	116	0	0.00%	0	0.00%
Vote by Mail	2	0.32%	5	0.80%	6	0.96%	8	1.28%	626	0	0.00%	0	0.00%
Mail Ballot	0		0		0		0		0	0		0	
Total	2	0.27%	6	0.81%	6	0.81%	8	1.08%	742	0	0.00%	0	0.00%
0040428													
Poll Place	0	0.00%	1	1.30%	0	0.00%	1	1.30%	77	0	0.00%	0	0.00%
Vote by Mail	1	0.19%	2	0.38%	7	1.34%	7	1.34%	524	0	0.00%	0	0.00%
Mail Ballot	0		0		0		0		0	0		0	
Total	1	0.17%	3	0.50%	7	1.16%	8	1.33%	601	0	0.00%	0	0.00%
0040429													
Poll Place	0	0.00%	0	0.00%	0	0.00%	3	1.64%	183	0	0.00%	0	0.00%
Vote by Mail	2	0.21%	5	0.52%	1	0.10%	15	1.56%	959	0	0.00%	0	0.00%
Mail Ballot	0		0		0		0		0	0		0	
Total	2	0.18%	5	0.44%	1	0.09%	18	1.58%	1,142	0	0.00%	0	0.00%

Precinct	Joseph Kishore Qualified Write In		Brock Pierce Qualified Write In		Jesse Ventura Qualified Write In	
0040415						
Poll Place	0	0.00%	0	0.00%	0	0.00%
Vote by Mail	0	0.00%	0	0.00%	0	0.00%
Mail Ballot	0		0		0	
Total	0	0.00%	0	0.00%	0	0.00%
0040419						
Poll Place	0	0.00%	0	0.00%	0	0.00%
Vote by Mail	0	0.00%	0	0.00%	0	0.00%
Mail Ballot	0		0		0	
Total	0	0.00%	0	0.00%	0	0.00%
0040421						
Poll Place	0	0.00%	0	0.00%	0	0.00%
Vote by Mail	0	0.00%	0	0.00%	0	0.00%
Mail Ballot	0		0		0	
Total	0	0.00%	0	0.00%	0	0.00%
0040424						
Poll Place	0	0.00%	0	0.00%	0	0.00%
Vote by Mail	0	0.00%	0	0.00%	0	0.00%
Mail Ballot	0		0		0	
Total	0	0.00%	0	0.00%	0	0.00%
0040428						
Poll Place	0	0.00%	0	0.00%	0	0.00%
Vote by Mail	0	0.00%	0	0.00%	0	0.00%
Mail Ballot	0		0		0	
Total	0	0.00%	0	0.00%	0	0.00%
0040429						
Poll Place	0	0.00%	0	0.00%	0	0.00%
Vote by Mail	0	0.00%	0	0.00%	0	0.00%
Mail Ballot	0		0		0	
Total	0	0.00%	0	0.00%	0	0.00%

Precinct	Registered Voters
0040430	
Poll Place	1,652
Vote by Mail	1,652
Mail Ballot	1,652
Total	1,652
0040432	
Poll Place	738
Vote by Mail	738
Mail Ballot	738
Total	738
0040433	
Poll Place	1,085
Vote by Mail	1,085
Mail Ballot	1,085
Total	1,085
0040435	
Poll Place	1,334
Vote by Mail	1,334
Mail Ballot	1,334
Total	1,334
0040436	
Poll Place	840
Vote by Mail	840
Mail Ballot	840
Total	840
0040440	
Poll Place	991
Vote by Mail	991
Mail Ballot	991
Total	991

Precinct	JOSEPH R. BIDEN FOR PRESIDENT (DEM)		DONALD J. TRUMP FOR PRESIDENT (REP)	
0040430				
Poll Place	25	18.38%	107	78.68%
Vote by Mail	367	33.15%	715	64.59%
Mail Ballot	0		0	
Total	392	31.54%	822	66.13%
0040432				
Poll Place	21	18.75%	91	81.25%
Vote by Mail	176	33.65%	341	65.20%
Mail Ballot	0		0	
Total	197	31.02%	432	68.03%
0040433				
Poll Place	23	15.44%	121	81.21%
Vote by Mail	254	35.18%	452	62.60%
Mail Ballot	0		0	
Total	277	31.80%	573	65.79%
0040435				
Poll Place	30	26.09%	85	73.91%
Vote by Mail	372	36.08%	648	62.85%
Mail Ballot	0		0	
Total	402	35.08%	733	63.96%
0040436				
Poll Place	16	12.03%	112	84.21%
Vote by Mail	140	25.78%	388	71.45%
Mail Ballot	0		0	
Total	156	23.08%	500	73.96%
0040440				
Poll Place	34	32.08%	69	65.09%
Vote by Mail	308	44.77%	369	53.63%
Mail Ballot	0		0	
Total	342	43.07%	438	55.16%

Precinct	GLORIA LA RIVA FOR PRESIDENT (PF)		ROQUE "ROCKY" DE LA FUENTE GUERRA FOR PRESIDENT (AIP)		HOWIE HAWKINS FOR PRESIDENT (GRN)		JO JORGENSEN FOR PRESIDENT (LIB)		Total Votes	Brian Carroll Qualified Write In		Mark Charles Qualified Write In	
0040430													
Poll Place	0	0.00%	0	0.00%	0	0.00%	4	2.94%	136	0	0.00%	0	0.00%
Vote by Mail	1	0.09%	6	0.54%	4	0.36%	14	1.26%	1,107	0	0.00%	0	0.00%
Mail Ballot	0		0		0		0		0	0		0	
Total	1	0.08%	6	0.48%	4	0.32%	18	1.45%	1,243	0	0.00%	0	0.00%
0040432													
Poll Place	0	0.00%	0	0.00%	0	0.00%	0	0.00%	112	0	0.00%	0	0.00%
Vote by Mail	0	0.00%	2	0.38%	2	0.38%	2	0.38%	523	0	0.00%	0	0.00%
Mail Ballot	0		0		0		0		0	0		0	
Total	0	0.00%	2	0.31%	2	0.31%	2	0.31%	635	0	0.00%	0	0.00%
0040433													
Poll Place	1	0.67%	1	0.67%	0	0.00%	3	2.01%	149	0	0.00%	0	0.00%
Vote by Mail	0	0.00%	3	0.42%	4	0.55%	9	1.25%	722	0	0.00%	0	0.00%
Mail Ballot	0		0		0		0		0	0		0	
Total	1	0.11%	4	0.46%	4	0.46%	12	1.38%	871	0	0.00%	0	0.00%
0040435													
Poll Place	0	0.00%	0	0.00%	0	0.00%	0	0.00%	115	0	0.00%	0	0.00%
Vote by Mail	1	0.10%	1	0.10%	3	0.29%	6	0.58%	1,031	0	0.00%	0	0.00%
Mail Ballot	0		0		0		0		0	0		0	
Total	1	0.09%	1	0.09%	3	0.26%	6	0.52%	1,146	0	0.00%	0	0.00%
0040436													
Poll Place	2	1.50%	1	0.75%	0	0.00%	2	1.50%	133	0	0.00%	0	0.00%
Vote by Mail	0	0.00%	1	0.18%	1	0.18%	13	2.39%	543	0	0.00%	0	0.00%
Mail Ballot	0		0		0		0		0	0		0	
Total	2	0.30%	2	0.30%	1	0.15%	15	2.22%	676	0	0.00%	0	0.00%
0040440													
Poll Place	0	0.00%	1	0.94%	0	0.00%	2	1.89%	106	0	0.00%	0	0.00%
Vote by Mail	1	0.15%	2	0.29%	3	0.44%	5	0.73%	688	0	0.00%	0	0.00%
Mail Ballot	0		0		0		0		0	0		0	
Total	1	0.13%	3	0.38%	3	0.38%	7	0.88%	794	0	0.00%	0	0.00%

Precinct	Joseph Kishore Qualified Write In		Brock Pierce Qualified Write In		Jesse Ventura Qualified Write In	
0040430						
Poll Place	0	0.00%	0	0.00%	0	0.00%
Vote by Mail	0	0.00%	0	0.00%	0	0.00%
Mail Ballot	0		0		0	
Total	0	0.00%	0	0.00%	0	0.00%
0040432						
Poll Place	0	0.00%	0	0.00%	0	0.00%
Vote by Mail	0	0.00%	0	0.00%	0	0.00%
Mail Ballot	0		0		0	
Total	0	0.00%	0	0.00%	0	0.00%
0040433						
Poll Place	0	0.00%	0	0.00%	0	0.00%
Vote by Mail	0	0.00%	0	0.00%	0	0.00%
Mail Ballot	0		0		0	
Total	0	0.00%	0	0.00%	0	0.00%
0040435						
Poll Place	0	0.00%	0	0.00%	0	0.00%
Vote by Mail	0	0.00%	0	0.00%	0	0.00%
Mail Ballot	0		0		0	
Total	0	0.00%	0	0.00%	0	0.00%
0040436						
Poll Place	0	0.00%	0	0.00%	0	0.00%
Vote by Mail	0	0.00%	0	0.00%	0	0.00%
Mail Ballot	0		0		0	
Total	0	0.00%	0	0.00%	0	0.00%
0040440						
Poll Place	0	0.00%	0	0.00%	0	0.00%
Vote by Mail	0	0.00%	0	0.00%	0	0.00%
Mail Ballot	0		0		0	
Total	0	0.00%	0	0.00%	0	0.00%

Precinct	Registered Voters
0040441	
Poll Place	1,404
Vote by Mail	1,404
Mail Ballot	1,404
Total	1,404
0040442	
Poll Place	901
Vote by Mail	901
Mail Ballot	901
Total	901
0040443	
Poll Place	703
Vote by Mail	703
Mail Ballot	703
Total	703
0040444	
Poll Place	702
Vote by Mail	702
Mail Ballot	702
Total	702
0040447	
Poll Place	1,022
Vote by Mail	1,022
Mail Ballot	1,022
Total	1,022
0040454	
Poll Place	992
Vote by Mail	992
Mail Ballot	992
Total	992

Precinct	JOSEPH R. BIDEN FOR PRESIDENT (DEM)		DONALD J. TRUMP FOR PRESIDENT (REP)	
0040441				
Poll Place	12	18.18%	54	81.82%
Vote by Mail	403	33.22%	791	65.21%
Mail Ballot	0		0	
Total	415	32.45%	845	66.07%
0040442				
Poll Place	19	25.00%	53	69.74%
Vote by Mail	308	46.95%	333	50.76%
Mail Ballot	0		0	
Total	327	44.67%	386	52.73%
0040443				
Poll Place	15	23.81%	47	74.60%
Vote by Mail	208	44.35%	250	53.30%
Mail Ballot	0		0	
Total	223	41.92%	297	55.83%
0040444				
Poll Place	18	33.33%	36	66.67%
Vote by Mail	225	51.14%	206	46.82%
Mail Ballot	0		0	
Total	243	49.19%	242	48.99%
0040447				
Poll Place	15	25.42%	44	74.58%
Vote by Mail	303	41.97%	406	56.23%
Mail Ballot	0		0	
Total	318	40.72%	450	57.62%
0040454				
Poll Place	21	22.58%	69	74.19%
Vote by Mail	349	51.63%	306	45.27%
Mail Ballot	0		0	
Total	370	48.11%	375	48.76%

Precinct	GLORIA LA RIVA FOR PRESIDENT (PF)		ROQUE "ROCKY" DE LA FUENTE GUERRA FOR PRESIDENT (AIP)		HOWIE HAWKINS FOR PRESIDENT (GRN)		JO JORGENSEN FOR PRESIDENT (LIB)		Total Votes	Brian Carroll Qualified Write In		Mark Charles Qualified Write In	
0040441													
Poll Place	0	0.00%	0	0.00%	0	0.00%	0	0.00%	66	0	0.00%	0	0.00%
Vote by Mail	3	0.25%	3	0.25%	4	0.33%	9	0.74%	1,213	0	0.00%	0	0.00%
Mail Ballot	0		0		0		0		0	0		0	
Total	3	0.23%	3	0.23%	4	0.31%	9	0.70%	1,279	0	0.00%	0	0.00%
0040442													
Poll Place	0	0.00%	0	0.00%	1	1.32%	3	3.95%	76	0	0.00%	0	0.00%
Vote by Mail	1	0.15%	2	0.30%	0	0.00%	10	1.52%	656	2	0.30%	0	0.00%
Mail Ballot	0		0		0		0		0	0		0	
Total	1	0.14%	2	0.27%	1	0.14%	13	1.78%	732	2	0.27%	0	0.00%
0040443													
Poll Place	0	0.00%	0	0.00%	0	0.00%	1	1.59%	63	0	0.00%	0	0.00%
Vote by Mail	0	0.00%	1	0.21%	4	0.85%	6	1.28%	469	0	0.00%	0	0.00%
Mail Ballot	0		0		0		0		0	0		0	
Total	0	0.00%	1	0.19%	4	0.75%	7	1.32%	532	0	0.00%	0	0.00%
0040444													
Poll Place	0	0.00%	0	0.00%	0	0.00%	0	0.00%	54	0	0.00%	0	0.00%
Vote by Mail	0	0.00%	0	0.00%	2	0.45%	7	1.59%	440	0	0.00%	0	0.00%
Mail Ballot	0		0		0		0		0	0		0	
Total	0	0.00%	0	0.00%	2	0.40%	7	1.42%	494	0	0.00%	0	0.00%
0040447													
Poll Place	0	0.00%	0	0.00%	0	0.00%	0	0.00%	59	0	0.00%	0	0.00%
Vote by Mail	2	0.28%	3	0.42%	3	0.42%	5	0.69%	722	0	0.00%	0	0.00%
Mail Ballot	0		0		0		0		0	0		0	
Total	2	0.26%	3	0.38%	3	0.38%	5	0.64%	781	0	0.00%	0	0.00%
0040454													
Poll Place	1	1.08%	1	1.08%	0	0.00%	1	1.08%	93	0	0.00%	0	0.00%
Vote by Mail	1	0.15%	3	0.44%	4	0.59%	13	1.92%	676	0	0.00%	0	0.00%
Mail Ballot	0		0		0		0		0	0		0	
Total	2	0.26%	4	0.52%	4	0.52%	14	1.82%	769	0	0.00%	0	0.00%

Precinct	Joseph Kishore Qualified Write In		Brock Pierce Qualified Write In		Jesse Ventura Qualified Write In	
0040441						
Poll Place	0	0.00%	0	0.00%	0	0.00%
Vote by Mail	0	0.00%	0	0.00%	0	0.00%
Mail Ballot	0		0		0	
Total	0	0.00%	0	0.00%	0	0.00%
0040442						
Poll Place	0	0.00%	0	0.00%	0	0.00%
Vote by Mail	0	0.00%	0	0.00%	0	0.00%
Mail Ballot	0		0		0	
Total	0	0.00%	0	0.00%	0	0.00%
0040443						
Poll Place	0	0.00%	0	0.00%	0	0.00%
Vote by Mail	0	0.00%	0	0.00%	0	0.00%
Mail Ballot	0		0		0	
Total	0	0.00%	0	0.00%	0	0.00%
0040444						
Poll Place	0	0.00%	0	0.00%	0	0.00%
Vote by Mail	0	0.00%	0	0.00%	0	0.00%
Mail Ballot	0		0		0	
Total	0	0.00%	0	0.00%	0	0.00%
0040447						
Poll Place	0	0.00%	0	0.00%	0	0.00%
Vote by Mail	0	0.00%	0	0.00%	0	0.00%
Mail Ballot	0		0		0	
Total	0	0.00%	0	0.00%	0	0.00%
0040454						
Poll Place	0	0.00%	0	0.00%	0	0.00%
Vote by Mail	0	0.00%	0	0.00%	0	0.00%
Mail Ballot	0		0		0	
Total	0	0.00%	0	0.00%	0	0.00%

Precinct	Registered Voters
0040455	
Poll Place	2,039
Vote by Mail	2,039
Mail Ballot	2,039
Total	2,039
0040460	
Poll Place	960
Vote by Mail	960
Mail Ballot	960
Total	960
0040461	
Poll Place	1,495
Vote by Mail	1,495
Mail Ballot	1,495
Total	1,495
0040462	
Poll Place	1,455
Vote by Mail	1,455
Mail Ballot	1,455
Total	1,455
0040463	
Poll Place	971
Vote by Mail	971
Mail Ballot	971
Total	971
0040464	
Poll Place	1,231
Vote by Mail	1,231
Mail Ballot	1,231
Total	1,231

Precinct	JOSEPH R. BIDEN FOR PRESIDENT (DEM)		DONALD J. TRUMP FOR PRESIDENT (REP)	
0040455				
Poll Place	49	17.44%	228	81.14%
Vote by Mail	467	32.10%	949	65.22%
Mail Ballot	0		0	
Total	516	29.72%	1,177	67.80%
0040460				
Poll Place	21	20.00%	83	79.05%
Vote by Mail	224	33.19%	436	64.59%
Mail Ballot	0		0	
Total	245	31.41%	519	66.54%
0040461				
Poll Place	26	17.33%	121	80.67%
Vote by Mail	423	38.14%	666	60.05%
Mail Ballot	0		0	
Total	449	35.66%	787	62.51%
0040462				
Poll Place	26	26.00%	73	73.00%
Vote by Mail	505	45.01%	599	53.39%
Mail Ballot	0		0	
Total	531	43.45%	672	54.99%
0040463				
Poll Place	45	33.09%	85	62.50%
Vote by Mail	340	52.23%	295	45.31%
Mail Ballot	0		0	
Total	385	48.92%	380	48.28%
0040464				
Poll Place	51	33.12%	99	64.29%
Vote by Mail	436	53.63%	358	44.03%
Mail Ballot	0		0	
Total	487	50.36%	457	47.26%

Precinct	GLORIA LA RIVA FOR PRESIDENT (PF)		ROQUE "ROCKY" DE LA FUENTE GUERRA FOR PRESIDENT (AIP)		HOWIE HAWKINS FOR PRESIDENT (GRN)		JO JORGENSEN FOR PRESIDENT (LIB)		Total Votes	Brian Carroll Qualified Write In		Mark Charles Qualified Write In	
0040455													
Poll Place	0	0.00%	2	0.71%	1	0.36%	1	0.36%	281	0	0.00%	0	0.00%
Vote by Mail	4	0.27%	2	0.14%	6	0.41%	27	1.86%	1,455	0	0.00%	0	0.00%
Mail Ballot	0		0		0		0		0	0		0	
Total	4	0.23%	4	0.23%	7	0.40%	28	1.61%	1,736	0	0.00%	0	0.00%
0040460													
Poll Place	0	0.00%	0	0.00%	0	0.00%	1	0.95%	105	0	0.00%	0	0.00%
Vote by Mail	0	0.00%	1	0.15%	2	0.30%	12	1.78%	675	0	0.00%	0	0.00%
Mail Ballot	0		0		0		0		0	0		0	
Total	0	0.00%	1	0.13%	2	0.26%	13	1.67%	780	0	0.00%	0	0.00%
0040461													
Poll Place	1	0.67%	0	0.00%	0	0.00%	2	1.33%	150	0	0.00%	0	0.00%
Vote by Mail	1	0.09%	4	0.36%	7	0.63%	7	0.63%	1,109	1	0.09%	0	0.00%
Mail Ballot	0		0		0		0		0	0		0	
Total	2	0.16%	4	0.32%	7	0.56%	9	0.71%	1,259	1	0.08%	0	0.00%
0040462													
Poll Place	0	0.00%	0	0.00%	0	0.00%	1	1.00%	100	0	0.00%	0	0.00%
Vote by Mail	2	0.18%	4	0.36%	2	0.18%	10	0.89%	1,122	0	0.00%	0	0.00%
Mail Ballot	0		0		0		0		0	0		0	
Total	2	0.16%	4	0.33%	2	0.16%	11	0.90%	1,222	0	0.00%	0	0.00%
0040463													
Poll Place	0	0.00%	1	0.74%	1	0.74%	4	2.94%	136	0	0.00%	0	0.00%
Vote by Mail	5	0.77%	2	0.31%	3	0.46%	6	0.92%	651	0	0.00%	0	0.00%
Mail Ballot	0		0		0		0		0	0		0	
Total	5	0.64%	3	0.38%	4	0.51%	10	1.27%	787	0	0.00%	0	0.00%
0040464													
Poll Place	0	0.00%	0	0.00%	0	0.00%	3	1.95%	154	0	0.00%	1	0.65%
Vote by Mail	1	0.12%	2	0.25%	3	0.37%	13	1.60%	813	0	0.00%	0	0.00%
Mail Ballot	0		0		0		0		0	0		0	
Total	1	0.10%	2	0.21%	3	0.31%	16	1.65%	967	0	0.00%	1	0.10%

Precinct	Joseph Kishore Qualified Write In		Brock Pierce Qualified Write In		Jesse Ventura Qualified Write In	
0040455						
Poll Place	0	0.00%	0	0.00%	0	0.00%
Vote by Mail	0	0.00%	0	0.00%	0	0.00%
Mail Ballot	0		0		0	
Total	0	0.00%	0	0.00%	0	0.00%
0040460						
Poll Place	0	0.00%	0	0.00%	0	0.00%
Vote by Mail	0	0.00%	0	0.00%	0	0.00%
Mail Ballot	0		0		0	
Total	0	0.00%	0	0.00%	0	0.00%
0040461						
Poll Place	0	0.00%	0	0.00%	0	0.00%
Vote by Mail	0	0.00%	0	0.00%	0	0.00%
Mail Ballot	0		0		0	
Total	0	0.00%	0	0.00%	0	0.00%
0040462						
Poll Place	0	0.00%	0	0.00%	0	0.00%
Vote by Mail	0	0.00%	0	0.00%	0	0.00%
Mail Ballot	0		0		0	
Total	0	0.00%	0	0.00%	0	0.00%
0040463						
Poll Place	0	0.00%	0	0.00%	0	0.00%
Vote by Mail	0	0.00%	0	0.00%	0	0.00%
Mail Ballot	0		0		0	
Total	0	0.00%	0	0.00%	0	0.00%
0040464						
Poll Place	0	0.00%	0	0.00%	0	0.00%
Vote by Mail	0	0.00%	0	0.00%	0	0.00%
Mail Ballot	0		0		0	
Total	0	0.00%	0	0.00%	0	0.00%

Precinct	Registered Voters
0040466	
Poll Place	1,332
Vote by Mail	1,332
Mail Ballot	1,332
Total	1,332
0040469	
Poll Place	929
Vote by Mail	929
Mail Ballot	929
Total	929
0040470	
Poll Place	1,081
Vote by Mail	1,081
Mail Ballot	1,081
Total	1,081
0040471	
Poll Place	1,591
Vote by Mail	1,591
Mail Ballot	1,591
Total	1,591
0040475	
Poll Place	1,090
Vote by Mail	1,090
Mail Ballot	1,090
Total	1,090
0040480	
Poll Place	1,194
Vote by Mail	1,194
Mail Ballot	1,194
Total	1,194

Precinct	JOSEPH R. BIDEN FOR PRESIDENT (DEM)		DONALD J. TRUMP FOR PRESIDENT (REP)	
0040466				
Poll Place	33	20.50%	126	78.26%
Vote by Mail	330	35.45%	579	62.19%
Mail Ballot	0		0	
Total	363	33.24%	705	64.56%
0040469				
Poll Place	48	29.45%	109	66.87%
Vote by Mail	272	51.61%	244	46.30%
Mail Ballot	0		0	
Total	320	46.38%	353	51.16%
0040470				
Poll Place	41	35.04%	73	62.39%
Vote by Mail	331	48.04%	338	49.06%
Mail Ballot	0		0	
Total	372	46.15%	411	50.99%
0040471				
Poll Place	57	33.33%	112	65.50%
Vote by Mail	564	56.63%	422	42.37%
Mail Ballot	0		0	
Total	621	53.21%	534	45.76%
0040475				
Poll Place	34	32.38%	67	63.81%
Vote by Mail	367	49.20%	356	47.72%
Mail Ballot	0		0	
Total	401	47.12%	423	49.71%
0040480				
Poll Place	19	19.19%	77	77.78%
Vote by Mail	384	43.84%	476	54.34%
Mail Ballot	0		0	
Total	403	41.33%	553	56.72%

Precinct	GLORIA LA RIVA FOR PRESIDENT (PF)		ROQUE "ROCKY" DE LA FUENTE GUERRA FOR PRESIDENT (AIP)		HOWIE HAWKINS FOR PRESIDENT (GRN)		JO JORGENSEN FOR PRESIDENT (LIB)		Total Votes	Brian Carroll Qualified Write In		Mark Charles Qualified Write In	
0040466													
Poll Place	0	0.00%	1	0.62%	0	0.00%	1	0.62%	161	0	0.00%	0	0.00%
Vote by Mail	1	0.11%	7	0.75%	2	0.21%	12	1.29%	931	0	0.00%	0	0.00%
Mail Ballot	0		0		0		0		0	0		0	
Total	1	0.09%	8	0.73%	2	0.18%	13	1.19%	1,092	0	0.00%	0	0.00%
0040469													
Poll Place	1	0.61%	2	1.23%	0	0.00%	3	1.84%	163	0	0.00%	0	0.00%
Vote by Mail	2	0.38%	1	0.19%	2	0.38%	6	1.14%	527	0	0.00%	0	0.00%
Mail Ballot	0		0		0		0		0	0		0	
Total	3	0.43%	3	0.43%	2	0.29%	9	1.30%	690	0	0.00%	0	0.00%
0040470													
Poll Place	0	0.00%	0	0.00%	0	0.00%	3	2.56%	117	0	0.00%	0	0.00%
Vote by Mail	3	0.44%	3	0.44%	2	0.29%	12	1.74%	689	0	0.00%	0	0.00%
Mail Ballot	0		0		0		0		0	0		0	
Total	3	0.37%	3	0.37%	2	0.25%	15	1.86%	806	0	0.00%	0	0.00%
0040471													
Poll Place	0	0.00%	0	0.00%	0	0.00%	2	1.17%	171	0	0.00%	0	0.00%
Vote by Mail	2	0.20%	0	0.00%	1	0.10%	7	0.70%	996	0	0.00%	0	0.00%
Mail Ballot	0		0		0		0		0	0		0	
Total	2	0.17%	0	0.00%	1	0.09%	9	0.77%	1,167	0	0.00%	0	0.00%
0040475													
Poll Place	1	0.95%	1	0.95%	0	0.00%	2	1.90%	105	0	0.00%	0	0.00%
Vote by Mail	1	0.13%	1	0.13%	6	0.80%	15	2.01%	746	0	0.00%	0	0.00%
Mail Ballot	0		0		0		0		0	0		0	
Total	2	0.24%	2	0.24%	6	0.71%	17	2.00%	851	0	0.00%	0	0.00%
0040480													
Poll Place	0	0.00%	1	1.01%	0	0.00%	2	2.02%	99	0	0.00%	0	0.00%
Vote by Mail	2	0.23%	5	0.57%	3	0.34%	6	0.68%	876	0	0.00%	0	0.00%
Mail Ballot	0		0		0		0		0	0		0	
Total	2	0.21%	6	0.62%	3	0.31%	8	0.82%	975	0	0.00%	0	0.00%

Precinct	Joseph Kishore Qualified Write In		Brock Pierce Qualified Write In		Jesse Ventura Qualified Write In	
0040466						
Poll Place	0	0.00%	0	0.00%	0	0.00%
Vote by Mail	0	0.00%	0	0.00%	0	0.00%
Mail Ballot	0		0		0	
Total	0	0.00%	0	0.00%	0	0.00%
0040469						
Poll Place	0	0.00%	0	0.00%	0	0.00%
Vote by Mail	0	0.00%	0	0.00%	0	0.00%
Mail Ballot	0		0		0	
Total	0	0.00%	0	0.00%	0	0.00%
0040470						
Poll Place	0	0.00%	0	0.00%	0	0.00%
Vote by Mail	0	0.00%	0	0.00%	0	0.00%
Mail Ballot	0		0		0	
Total	0	0.00%	0	0.00%	0	0.00%
0040471						
Poll Place	0	0.00%	0	0.00%	0	0.00%
Vote by Mail	0	0.00%	0	0.00%	0	0.00%
Mail Ballot	0		0		0	
Total	0	0.00%	0	0.00%	0	0.00%
0040475						
Poll Place	0	0.00%	0	0.00%	0	0.00%
Vote by Mail	0	0.00%	0	0.00%	0	0.00%
Mail Ballot	0		0		0	
Total	0	0.00%	0	0.00%	0	0.00%
0040480						
Poll Place	0	0.00%	0	0.00%	0	0.00%
Vote by Mail	0	0.00%	0	0.00%	0	0.00%
Mail Ballot	0		0		0	
Total	0	0.00%	0	0.00%	0	0.00%

Precinct	Registered Voters
0040494	
Poll Place	979
Vote by Mail	979
Mail Ballot	979
Total	979
0040495	
Poll Place	1,789
Vote by Mail	1,789
Mail Ballot	1,789
Total	1,789
0040496	
Poll Place	1,396
Vote by Mail	1,396
Mail Ballot	1,396
Total	1,396
0040497	
Poll Place	885
Vote by Mail	885
Mail Ballot	885
Total	885
0041240	
Poll Place	368
Vote by Mail	368
Mail Ballot	368
Total	368
0041780	
Poll Place	1,346
Vote by Mail	1,346
Mail Ballot	1,346
Total	1,346

Precinct	JOSEPH R. BIDEN FOR PRESIDENT (DEM)		DONALD J. TRUMP FOR PRESIDENT (REP)	
0040494				
Poll Place	14	22.95%	46	75.41%
Vote by Mail	349	46.78%	388	52.01%
Mail Ballot	0		0	
Total	363	44.98%	434	53.78%
0040495				
Poll Place	29	26.85%	78	72.22%
Vote by Mail	670	48.91%	674	49.20%
Mail Ballot	0		0	
Total	699	47.29%	752	50.88%
0040496				
Poll Place	39	21.91%	135	75.84%
Vote by Mail	368	35.90%	627	61.17%
Mail Ballot	0		0	
Total	407	33.83%	762	63.34%
0040497				
Poll Place	30	27.52%	78	71.56%
Vote by Mail	280	48.36%	274	47.32%
Mail Ballot	0		0	
Total	310	45.06%	352	51.16%
0041240				
Poll Place	39	43.33%	51	56.67%
Vote by Mail	89	49.72%	85	47.49%
Mail Ballot	0		0	
Total	128	47.58%	136	50.56%
0041780				
Poll Place	42	15.85%	219	82.64%
Vote by Mail	210	29.91%	466	66.38%
Mail Ballot	0		0	
Total	252	26.06%	685	70.84%

Precinct	GLORIA LA RIVA FOR PRESIDENT (PF)		ROQUE "ROCKY" DE LA FUENTE GUERRA FOR PRESIDENT (AIP)		HOWIE HAWKINS FOR PRESIDENT (GRN)		JO JORGENSEN FOR PRESIDENT (LIB)		Total Votes	Brian Carroll Qualified Write In		Mark Charles Qualified Write In	
0040494													
Poll Place	0	0.00%	0	0.00%	0	0.00%	1	1.64%	61	0	0.00%	0	0.00%
Vote by Mail	0	0.00%	1	0.13%	2	0.27%	6	0.80%	746	0	0.00%	0	0.00%
Mail Ballot	0		0		0		0		0	0		0	
Total	0	0.00%	1	0.12%	2	0.25%	7	0.87%	807	0	0.00%	0	0.00%
0040495													
Poll Place	0	0.00%	1	0.93%	0	0.00%	0	0.00%	108	0	0.00%	0	0.00%
Vote by Mail	2	0.15%	5	0.36%	4	0.29%	15	1.09%	1,370	0	0.00%	0	0.00%
Mail Ballot	0		0		0		0		0	0		0	
Total	2	0.14%	6	0.41%	4	0.27%	15	1.01%	1,478	0	0.00%	0	0.00%
0040496													
Poll Place	0	0.00%	3	1.69%	0	0.00%	1	0.56%	178	0	0.00%	0	0.00%
Vote by Mail	7	0.68%	3	0.29%	2	0.20%	18	1.76%	1,025	0	0.00%	0	0.00%
Mail Ballot	0		0		0		0		0	0		0	
Total	7	0.58%	6	0.50%	2	0.17%	19	1.58%	1,203	0	0.00%	0	0.00%
0040497													
Poll Place	0	0.00%	0	0.00%	0	0.00%	1	0.92%	109	0	0.00%	0	0.00%
Vote by Mail	1	0.17%	10	1.73%	3	0.52%	11	1.90%	579	0	0.00%	0	0.00%
Mail Ballot	0		0		0		0		0	0		0	
Total	1	0.15%	10	1.45%	3	0.44%	12	1.74%	688	0	0.00%	0	0.00%
0041240													
Poll Place	0	0.00%	0	0.00%	0	0.00%	0	0.00%	90	0	0.00%	0	0.00%
Vote by Mail	3	1.68%	0	0.00%	0	0.00%	2	1.12%	179	0	0.00%	0	0.00%
Mail Ballot	0		0		0		0		0	0		0	
Total	3	1.12%	0	0.00%	0	0.00%	2	0.74%	269	0	0.00%	0	0.00%
0041780													
Poll Place	1	0.38%	1	0.38%	0	0.00%	2	0.75%	265	0	0.00%	0	0.00%
Vote by Mail	5	0.71%	8	1.14%	1	0.14%	12	1.71%	702	0	0.00%	0	0.00%
Mail Ballot	0		0		0		0		0	0		0	
Total	6	0.62%	9	0.93%	1	0.10%	14	1.45%	967	0	0.00%	0	0.00%

Precinct	Joseph Kishore Qualified Write In		Brock Pierce Qualified Write In		Jesse Ventura Qualified Write In	
0040494						
Poll Place	0	0.00%	0	0.00%	0	0.00%
Vote by Mail	0	0.00%	0	0.00%	0	0.00%
Mail Ballot	0		0		0	
Total	0	0.00%	0	0.00%	0	0.00%
0040495						
Poll Place	0	0.00%	0	0.00%	0	0.00%
Vote by Mail	0	0.00%	0	0.00%	0	0.00%
Mail Ballot	0		0		0	
Total	0	0.00%	0	0.00%	0	0.00%
0040496						
Poll Place	0	0.00%	0	0.00%	0	0.00%
Vote by Mail	0	0.00%	0	0.00%	0	0.00%
Mail Ballot	0		0		0	
Total	0	0.00%	0	0.00%	0	0.00%
0040497						
Poll Place	0	0.00%	0	0.00%	0	0.00%
Vote by Mail	0	0.00%	0	0.00%	0	0.00%
Mail Ballot	0		0		0	
Total	0	0.00%	0	0.00%	0	0.00%
0041240						
Poll Place	0	0.00%	0	0.00%	0	0.00%
Vote by Mail	0	0.00%	0	0.00%	0	0.00%
Mail Ballot	0		0		0	
Total	0	0.00%	0	0.00%	0	0.00%
0041780						
Poll Place	0	0.00%	0	0.00%	0	0.00%
Vote by Mail	0	0.00%	0	0.00%	0	0.00%
Mail Ballot	0		0		0	
Total	0	0.00%	0	0.00%	0	0.00%

Precinct	Registered Voters
0041820	
Poll Place	1,420
Vote by Mail	1,420
Mail Ballot	1,420
Total	1,420
0041910	
Poll Place	628
Vote by Mail	628
Mail Ballot	628
Total	628
0041913	
Poll Place	1,937
Vote by Mail	1,937
Mail Ballot	1,937
Total	1,937
0041915	
Poll Place	1,594
Vote by Mail	1,594
Mail Ballot	1,594
Total	1,594
0042218	
Poll Place	847
Vote by Mail	847
Mail Ballot	847
Total	847
0042261	
Poll Place	372
Vote by Mail	372
Mail Ballot	372
Total	372

Precinct	JOSEPH R. BIDEN FOR PRESIDENT (DEM)		DONALD J. TRUMP FOR PRESIDENT (REP)	
0041820				
Poll Place	41	17.30%	193	81.43%
Vote by Mail	379	42.39%	488	54.59%
Mail Ballot	0		0	
Total	420	37.14%	681	60.21%
0041910				
Poll Place	15	22.39%	52	77.61%
Vote by Mail	72	16.40%	360	82.00%
Mail Ballot	0		0	
Total	87	17.19%	412	81.42%
0041913				
Poll Place	18	9.23%	173	88.72%
Vote by Mail	350	23.63%	1,095	73.94%
Mail Ballot	0		0	
Total	368	21.96%	1,268	75.66%
0041915				
Poll Place	12	7.36%	151	92.64%
Vote by Mail	249	20.72%	927	77.12%
Mail Ballot	0		0	
Total	261	19.12%	1,078	78.97%
0042218				
Poll Place	27	16.07%	139	82.74%
Vote by Mail	164	35.50%	286	61.90%
Mail Ballot	0		0	
Total	191	30.32%	425	67.46%
0042261				
Poll Place	44	74.58%	13	22.03%
Vote by Mail	173	85.22%	23	11.33%
Mail Ballot	0		0	
Total	217	82.82%	36	13.74%

Precinct	GLORIA LA RIVA FOR PRESIDENT (PF)		ROQUE "ROCKY" DE LA FUENTE GUERRA FOR PRESIDENT (AIP)		HOWIE HAWKINS FOR PRESIDENT (GRN)		JO JORGENSEN FOR PRESIDENT (LIB)		Total Votes	Brian Carroll Qualified Write In		Mark Charles Qualified Write In	
0041820													
Poll Place	0	0.00%	0	0.00%	1	0.42%	2	0.84%	237	0	0.00%	0	0.00%
Vote by Mail	3	0.34%	6	0.67%	7	0.78%	11	1.23%	894	0	0.00%	0	0.00%
Mail Ballot	0		0		0		0		0	0		0	
Total	3	0.27%	6	0.53%	8	0.71%	13	1.15%	1,131	0	0.00%	0	0.00%
0041910													
Poll Place	0	0.00%	0	0.00%	0	0.00%	0	0.00%	67	0	0.00%	0	0.00%
Vote by Mail	0	0.00%	1	0.23%	0	0.00%	6	1.37%	439	0	0.00%	0	0.00%
Mail Ballot	0		0		0		0		0	0		0	
Total	0	0.00%	1	0.20%	0	0.00%	6	1.19%	506	0	0.00%	0	0.00%
0041913													
Poll Place	0	0.00%	0	0.00%	0	0.00%	4	2.05%	195	0	0.00%	0	0.00%
Vote by Mail	3	0.20%	3	0.20%	5	0.34%	25	1.69%	1,481	0	0.00%	0	0.00%
Mail Ballot	0		0		0		0		0	0		0	
Total	3	0.18%	3	0.18%	5	0.30%	29	1.73%	1,676	0	0.00%	0	0.00%
0041915													
Poll Place	0	0.00%	0	0.00%	0	0.00%	0	0.00%	163	0	0.00%	0	0.00%
Vote by Mail	1	0.08%	4	0.33%	2	0.17%	19	1.58%	1,202	0	0.00%	0	0.00%
Mail Ballot	0		0		0		0		0	0		0	
Total	1	0.07%	4	0.29%	2	0.15%	19	1.39%	1,365	0	0.00%	0	0.00%
0042218													
Poll Place	0	0.00%	0	0.00%	0	0.00%	2	1.19%	168	0	0.00%	0	0.00%
Vote by Mail	2	0.43%	3	0.65%	1	0.22%	6	1.30%	462	0	0.00%	0	0.00%
Mail Ballot	0		0		0		0		0	0		0	
Total	2	0.32%	3	0.48%	1	0.16%	8	1.27%	630	0	0.00%	0	0.00%
0042261													
Poll Place	1	1.69%	0	0.00%	0	0.00%	1	1.69%	59	0	0.00%	0	0.00%
Vote by Mail	2	0.99%	5	2.46%	0	0.00%	0	0.00%	203	0	0.00%	0	0.00%
Mail Ballot	0		0		0		0		0	0		0	
Total	3	1.15%	5	1.91%	0	0.00%	1	0.38%	262	0	0.00%	0	0.00%

Precinct	Joseph Kishore Qualified Write In		Brock Pierce Qualified Write In		Jesse Ventura Qualified Write In	
0041820						
Poll Place	0	0.00%	0	0.00%	0	0.00%
Vote by Mail	0	0.00%	0	0.00%	0	0.00%
Mail Ballot	0		0		0	
Total	0	0.00%	0	0.00%	0	0.00%
0041910						
Poll Place	0	0.00%	0	0.00%	0	0.00%
Vote by Mail	0	0.00%	0	0.00%	0	0.00%
Mail Ballot	0		0		0	
Total	0	0.00%	0	0.00%	0	0.00%
0041913						
Poll Place	0	0.00%	0	0.00%	0	0.00%
Vote by Mail	0	0.00%	0	0.00%	0	0.00%
Mail Ballot	0		0		0	
Total	0	0.00%	0	0.00%	0	0.00%
0041915						
Poll Place	0	0.00%	0	0.00%	0	0.00%
Vote by Mail	0	0.00%	0	0.00%	0	0.00%
Mail Ballot	0		0		0	
Total	0	0.00%	0	0.00%	0	0.00%
0042218						
Poll Place	0	0.00%	0	0.00%	0	0.00%
Vote by Mail	0	0.00%	0	0.00%	0	0.00%
Mail Ballot	0		0		0	
Total	0	0.00%	0	0.00%	0	0.00%
0042261						
Poll Place	0	0.00%	0	0.00%	0	0.00%
Vote by Mail	0	0.00%	0	0.00%	0	0.00%
Mail Ballot	0		0		0	
Total	0	0.00%	0	0.00%	0	0.00%

Precinct	Registered Voters
0042390	
Poll Place	485
Vote by Mail	485
Mail Ballot	485
Total	485
0042630	
Poll Place	647
Vote by Mail	647
Mail Ballot	647
Total	647
0042842	
Poll Place	1,330
Vote by Mail	1,330
Mail Ballot	1,330
Total	1,330
0042845	
Poll Place	1,159
Vote by Mail	1,159
Mail Ballot	1,159
Total	1,159
0043043	
Poll Place	1,329
Vote by Mail	1,329
Mail Ballot	1,329
Total	1,329
0043048	
Poll Place	1,084
Vote by Mail	1,084
Mail Ballot	1,084
Total	1,084

Precinct	JOSEPH R. BIDEN FOR PRESIDENT (DEM)		DONALD J. TRUMP FOR PRESIDENT (REP)	
0042390				
Poll Place	9	9.57%	81	86.17%
Vote by Mail	59	20.49%	225	78.13%
Mail Ballot	0		0	
Total	68	17.80%	306	80.10%
0042630				
Poll Place	10	9.17%	98	89.91%
Vote by Mail	85	21.74%	302	77.24%
Mail Ballot	0		0	
Total	95	19.00%	400	80.00%
0042842				
Poll Place	45	23.08%	147	75.38%
Vote by Mail	510	52.15%	456	46.63%
Mail Ballot	0		0	
Total	555	47.31%	603	51.41%
0042845				
Poll Place	30	12.40%	208	85.95%
Vote by Mail	293	40.19%	413	56.65%
Mail Ballot	0		0	
Total	323	33.26%	621	63.95%
0043043				
Poll Place	16	11.19%	127	88.81%
Vote by Mail	196	19.01%	817	79.24%
Mail Ballot	0		0	
Total	212	18.06%	944	80.41%
0043048				
Poll Place	11	7.86%	127	90.71%
Vote by Mail	168	23.14%	545	75.07%
Mail Ballot	0		0	
Total	179	20.67%	672	77.60%

Precinct	GLORIA LA RIVA FOR PRESIDENT (PF)		ROQUE "ROCKY" DE LA FUENTE GUERRA FOR PRESIDENT (AIP)		HOWIE HAWKINS FOR PRESIDENT (GRN)		JO JORGENSEN FOR PRESIDENT (LIB)		Total Votes	Brian Carroll Qualified Write In		Mark Charles Qualified Write In	
0042390													
Poll Place	2	2.13%	0	0.00%	0	0.00%	2	2.13%	94	0	0.00%	0	0.00%
Vote by Mail	1	0.35%	0	0.00%	1	0.35%	2	0.69%	288	0	0.00%	0	0.00%
Mail Ballot	0		0		0		0		0	0		0	
Total	3	0.79%	0	0.00%	1	0.26%	4	1.05%	382	0	0.00%	0	0.00%
0042630													
Poll Place	0	0.00%	0	0.00%	0	0.00%	1	0.92%	109	0	0.00%	0	0.00%
Vote by Mail	0	0.00%	0	0.00%	1	0.26%	3	0.77%	391	0	0.00%	0	0.00%
Mail Ballot	0		0		0		0		0	0		0	
Total	0	0.00%	0	0.00%	1	0.20%	4	0.80%	500	0	0.00%	0	0.00%
0042842													
Poll Place	1	0.51%	0	0.00%	0	0.00%	2	1.03%	195	0	0.00%	0	0.00%
Vote by Mail	2	0.20%	0	0.00%	3	0.31%	7	0.72%	978	0	0.00%	0	0.00%
Mail Ballot	0		0		0		0		0	0		0	
Total	3	0.26%	0	0.00%	3	0.26%	9	0.77%	1,173	0	0.00%	0	0.00%
0042845													
Poll Place	0	0.00%	1	0.41%	0	0.00%	3	1.24%	242	0	0.00%	0	0.00%
Vote by Mail	2	0.27%	3	0.41%	4	0.55%	14	1.92%	729	0	0.00%	0	0.00%
Mail Ballot	0		0		0		0		0	0		0	
Total	2	0.21%	4	0.41%	4	0.41%	17	1.75%	971	0	0.00%	0	0.00%
0043043													
Poll Place	0	0.00%	0	0.00%	0	0.00%	0	0.00%	143	0	0.00%	0	0.00%
Vote by Mail	1	0.10%	3	0.29%	3	0.29%	11	1.07%	1,031	0	0.00%	0	0.00%
Mail Ballot	0		0		0		0		0	0		0	
Total	1	0.09%	3	0.26%	3	0.26%	11	0.94%	1,174	0	0.00%	0	0.00%
0043048													
Poll Place	0	0.00%	2	1.43%	0	0.00%	0	0.00%	140	0	0.00%	0	0.00%
Vote by Mail	1	0.14%	0	0.00%	0	0.00%	12	1.65%	726	0	0.00%	0	0.00%
Mail Ballot	0		0		0		0		0	0		0	
Total	1	0.12%	2	0.23%	0	0.00%	12	1.39%	866	0	0.00%	0	0.00%

Precinct	Joseph Kishore Qualified Write In		Brock Pierce Qualified Write In		Jesse Ventura Qualified Write In	
0042390						
Poll Place	0	0.00%	0	0.00%	0	0.00%
Vote by Mail	0	0.00%	0	0.00%	0	0.00%
Mail Ballot	0		0		0	
Total	0	0.00%	0	0.00%	0	0.00%
0042630						
Poll Place	0	0.00%	0	0.00%	0	0.00%
Vote by Mail	0	0.00%	0	0.00%	0	0.00%
Mail Ballot	0		0		0	
Total	0	0.00%	0	0.00%	0	0.00%
0042842						
Poll Place	0	0.00%	0	0.00%	0	0.00%
Vote by Mail	0	0.00%	0	0.00%	0	0.00%
Mail Ballot	0		0		0	
Total	0	0.00%	0	0.00%	0	0.00%
0042845						
Poll Place	0	0.00%	0	0.00%	0	0.00%
Vote by Mail	0	0.00%	0	0.00%	0	0.00%
Mail Ballot	0		0		0	
Total	0	0.00%	0	0.00%	0	0.00%
0043043						
Poll Place	0	0.00%	0	0.00%	0	0.00%
Vote by Mail	0	0.00%	0	0.00%	0	0.00%
Mail Ballot	0		0		0	
Total	0	0.00%	0	0.00%	0	0.00%
0043048						
Poll Place	0	0.00%	0	0.00%	0	0.00%
Vote by Mail	0	0.00%	0	0.00%	0	0.00%
Mail Ballot	0		0		0	
Total	0	0.00%	0	0.00%	0	0.00%

Precinct	Registered Voters
0043050	
Poll Place	1,195
Vote by Mail	1,195
Mail Ballot	1,195
Total	1,195
0043051	
Poll Place	620
Vote by Mail	620
Mail Ballot	620
Total	620
0043052	
Poll Place	903
Vote by Mail	903
Mail Ballot	903
Total	903
0043053	
Poll Place	1,228
Vote by Mail	1,228
Mail Ballot	1,228
Total	1,228
0043055	
Poll Place	1,018
Vote by Mail	1,018
Mail Ballot	1,018
Total	1,018
0043059	
Poll Place	1,336
Vote by Mail	1,336
Mail Ballot	1,336
Total	1,336

Precinct	JOSEPH R. BIDEN FOR PRESIDENT (DEM)		DONALD J. TRUMP FOR PRESIDENT (REP)	
0043050				
Poll Place	26	16.88%	125	81.17%
Vote by Mail	199	23.83%	627	75.09%
Mail Ballot	0		0	
Total	225	22.75%	752	76.04%
0043051				
Poll Place	2	5.00%	38	95.00%
Vote by Mail	106	21.07%	389	77.34%
Mail Ballot	0		0	
Total	108	19.89%	427	78.64%
0043052				
Poll Place	14	13.21%	92	86.79%
Vote by Mail	156	23.56%	497	75.08%
Mail Ballot	0		0	
Total	170	22.14%	589	76.69%
0043053				
Poll Place	20	12.74%	136	86.62%
Vote by Mail	227	25.62%	644	72.69%
Mail Ballot	0		0	
Total	247	23.68%	780	74.78%
0043055				
Poll Place	8	10.53%	67	88.16%
Vote by Mail	153	19.01%	639	79.38%
Mail Ballot	0		0	
Total	161	18.27%	706	80.14%
0043059				
Poll Place	16	11.59%	121	87.68%
Vote by Mail	218	21.29%	792	77.34%
Mail Ballot	0		0	
Total	234	20.14%	913	78.57%

Precinct	GLORIA LA RIVA FOR PRESIDENT (PF)		ROQUE "ROCKY" DE LA FUENTE GUERRA FOR PRESIDENT (AIP)		HOWIE HAWKINS FOR PRESIDENT (GRN)		JO JORGENSEN FOR PRESIDENT (LIB)		Total Votes	Brian Carroll Qualified Write In		Mark Charles Qualified Write In	
0043050													
Poll Place	1	0.65%	0	0.00%	1	0.65%	1	0.65%	154	0	0.00%	0	0.00%
Vote by Mail	0	0.00%	1	0.12%	1	0.12%	7	0.84%	835	0	0.00%	0	0.00%
Mail Ballot	0		0		0		0		0	0		0	
Total	1	0.10%	1	0.10%	2	0.20%	8	0.81%	989	0	0.00%	0	0.00%
0043051													
Poll Place	0	0.00%	0	0.00%	0	0.00%	0	0.00%	40	0	0.00%	0	0.00%
Vote by Mail	2	0.40%	0	0.00%	0	0.00%	3	0.60%	503	0	0.00%	3	0.60%
Mail Ballot	0		0		0		0		0	0		0	
Total	2	0.37%	0	0.00%	0	0.00%	3	0.55%	543	0	0.00%	3	0.55%
0043052													
Poll Place	0	0.00%	0	0.00%	0	0.00%	0	0.00%	106	0	0.00%	0	0.00%
Vote by Mail	2	0.30%	0	0.00%	2	0.30%	5	0.76%	662	0	0.00%	0	0.00%
Mail Ballot	0		0		0		0		0	0		0	
Total	2	0.26%	0	0.00%	2	0.26%	5	0.65%	768	0	0.00%	0	0.00%
0043053													
Poll Place	0	0.00%	0	0.00%	0	0.00%	1	0.64%	157	0	0.00%	0	0.00%
Vote by Mail	1	0.11%	2	0.23%	1	0.11%	10	1.13%	886	1	0.11%	0	0.00%
Mail Ballot	0		0		0		0		0	0		0	
Total	1	0.10%	2	0.19%	1	0.10%	11	1.05%	1,043	1	0.10%	0	0.00%
0043055													
Poll Place	0	0.00%	0	0.00%	0	0.00%	1	1.32%	76	0	0.00%	0	0.00%
Vote by Mail	0	0.00%	0	0.00%	3	0.37%	10	1.24%	805	0	0.00%	0	0.00%
Mail Ballot	0		0		0		0		0	0		0	
Total	0	0.00%	0	0.00%	3	0.34%	11	1.25%	881	0	0.00%	0	0.00%
0043059													
Poll Place	0	0.00%	1	0.72%	0	0.00%	0	0.00%	138	0	0.00%	0	0.00%
Vote by Mail	2	0.20%	3	0.29%	1	0.10%	8	0.78%	1,024	0	0.00%	0	0.00%
Mail Ballot	0		0		0		0		0	0		0	
Total	2	0.17%	4	0.34%	1	0.09%	8	0.69%	1,162	0	0.00%	0	0.00%

Precinct	Joseph Kishore Qualified Write In		Brock Pierce Qualified Write In		Jesse Ventura Qualified Write In	
0043050						
Poll Place	0	0.00%	0	0.00%	0	0.00%
Vote by Mail	0	0.00%	0	0.00%	0	0.00%
Mail Ballot	0		0		0	
Total	0	0.00%	0	0.00%	0	0.00%
0043051						
Poll Place	0	0.00%	0	0.00%	0	0.00%
Vote by Mail	0	0.00%	0	0.00%	0	0.00%
Mail Ballot	0		0		0	
Total	0	0.00%	0	0.00%	0	0.00%
0043052						
Poll Place	0	0.00%	0	0.00%	0	0.00%
Vote by Mail	0	0.00%	0	0.00%	0	0.00%
Mail Ballot	0		0		0	
Total	0	0.00%	0	0.00%	0	0.00%
0043053						
Poll Place	0	0.00%	0	0.00%	0	0.00%
Vote by Mail	0	0.00%	0	0.00%	0	0.00%
Mail Ballot	0		0		0	
Total	0	0.00%	0	0.00%	0	0.00%
0043055						
Poll Place	0	0.00%	0	0.00%	0	0.00%
Vote by Mail	0	0.00%	0	0.00%	0	0.00%
Mail Ballot	0		0		0	
Total	0	0.00%	0	0.00%	0	0.00%
0043059						
Poll Place	0	0.00%	0	0.00%	0	0.00%
Vote by Mail	0	0.00%	0	0.00%	0	0.00%
Mail Ballot	0		0		0	
Total	0	0.00%	0	0.00%	0	0.00%

Precinct	Registered Voters
0043170	
Poll Place	1,402
Vote by Mail	1,402
Mail Ballot	1,402
Total	1,402
0043290	
Poll Place	488
Vote by Mail	488
Mail Ballot	488
Total	488
0043310	
Poll Place	724
Vote by Mail	724
Mail Ballot	724
Total	724
0043320	
Poll Place	1,647
Vote by Mail	1,647
Mail Ballot	1,647
Total	1,647
0043340	
Poll Place	1,002
Vote by Mail	1,002
Mail Ballot	1,002
Total	1,002
0043510	
Poll Place	877
Vote by Mail	877
Mail Ballot	877
Total	877

Precinct	JOSEPH R. BIDEN FOR PRESIDENT (DEM)		DONALD J. TRUMP FOR PRESIDENT (REP)	
0043170				
Poll Place	34	25.95%	95	72.52%
Vote by Mail	186	24.87%	543	72.59%
Mail Ballot	0		0	
Total	220	25.03%	638	72.58%
0043290				
Poll Place	3	4.92%	57	93.44%
Vote by Mail	70	19.34%	287	79.28%
Mail Ballot	0		0	
Total	73	17.26%	344	81.32%
0043310				
Poll Place	19	17.76%	86	80.37%
Vote by Mail	106	31.55%	218	64.88%
Mail Ballot	0		0	
Total	125	28.22%	304	68.62%
0043320				
Poll Place	19	9.41%	182	90.10%
Vote by Mail	186	16.59%	914	81.53%
Mail Ballot	0		0	
Total	205	15.50%	1,096	82.84%
0043340				
Poll Place	15	8.15%	165	89.67%
Vote by Mail	116	21.17%	420	76.64%
Mail Ballot	0		0	
Total	131	17.90%	585	79.92%
0043510				
Poll Place	61	43.57%	76	54.29%
Vote by Mail	265	56.38%	196	41.70%
Mail Ballot	0		0	
Total	326	53.44%	272	44.59%

Precinct	GLORIA LA RIVA FOR PRESIDENT (PF)		ROQUE "ROCKY" DE LA FUENTE GUERRA FOR PRESIDENT (AIP)		HOWIE HAWKINS FOR PRESIDENT (GRN)		JO JORGENSEN FOR PRESIDENT (LIB)		Total Votes	Brian Carroll Qualified Write In		Mark Charles Qualified Write In	
0043170													
Poll Place	0	0.00%	0	0.00%	0	0.00%	2	1.53%	131	0	0.00%	0	0.00%
Vote by Mail	0	0.00%	1	0.13%	3	0.40%	15	2.01%	748	0	0.00%	0	0.00%
Mail Ballot	0		0		0		0		0	0		0	
Total	0	0.00%	1	0.11%	3	0.34%	17	1.93%	879	0	0.00%	0	0.00%
0043290													
Poll Place	0	0.00%	1	1.64%	0	0.00%	0	0.00%	61	0	0.00%	0	0.00%
Vote by Mail	0	0.00%	2	0.55%	0	0.00%	3	0.83%	362	0	0.00%	0	0.00%
Mail Ballot	0		0		0		0		0	0		0	
Total	0	0.00%	3	0.71%	0	0.00%	3	0.71%	423	0	0.00%	0	0.00%
0043310													
Poll Place	0	0.00%	1	0.93%	0	0.00%	1	0.93%	107	0	0.00%	0	0.00%
Vote by Mail	1	0.30%	2	0.60%	1	0.30%	8	2.38%	336	0	0.00%	0	0.00%
Mail Ballot	0		0		0		0		0	0		0	
Total	1	0.23%	3	0.68%	1	0.23%	9	2.03%	443	0	0.00%	0	0.00%
0043320													
Poll Place	0	0.00%	0	0.00%	0	0.00%	1	0.50%	202	0	0.00%	0	0.00%
Vote by Mail	1	0.09%	2	0.18%	5	0.45%	13	1.16%	1,121	0	0.00%	0	0.00%
Mail Ballot	0		0		0		0		0	0		0	
Total	1	0.08%	2	0.15%	5	0.38%	14	1.06%	1,323	0	0.00%	0	0.00%
0043340													
Poll Place	0	0.00%	1	0.54%	0	0.00%	3	1.63%	184	0	0.00%	0	0.00%
Vote by Mail	1	0.18%	1	0.18%	1	0.18%	9	1.64%	548	0	0.00%	0	0.00%
Mail Ballot	0		0		0		0		0	0		0	
Total	1	0.14%	2	0.27%	1	0.14%	12	1.64%	732	0	0.00%	0	0.00%
0043510													
Poll Place	0	0.00%	2	1.43%	0	0.00%	1	0.71%	140	0	0.00%	0	0.00%
Vote by Mail	3	0.64%	2	0.43%	1	0.21%	3	0.64%	470	0	0.00%	0	0.00%
Mail Ballot	0		0		0		0		0	0		0	
Total	3	0.49%	4	0.66%	1	0.16%	4	0.66%	610	0	0.00%	0	0.00%

Precinct	Joseph Kishore Qualified Write In		Brock Pierce Qualified Write In		Jesse Ventura Qualified Write In	
0043170						
Poll Place	0	0.00%	0	0.00%	0	0.00%
Vote by Mail	0	0.00%	0	0.00%	0	0.00%
Mail Ballot	0		0		0	
Total	0	0.00%	0	0.00%	0	0.00%
0043290						
Poll Place	0	0.00%	0	0.00%	0	0.00%
Vote by Mail	0	0.00%	0	0.00%	0	0.00%
Mail Ballot	0		0		0	
Total	0	0.00%	0	0.00%	0	0.00%
0043310						
Poll Place	0	0.00%	0	0.00%	0	0.00%
Vote by Mail	0	0.00%	0	0.00%	0	0.00%
Mail Ballot	0		0		0	
Total	0	0.00%	0	0.00%	0	0.00%
0043320						
Poll Place	0	0.00%	0	0.00%	0	0.00%
Vote by Mail	0	0.00%	0	0.00%	0	0.00%
Mail Ballot	0		0		0	
Total	0	0.00%	0	0.00%	0	0.00%
0043340						
Poll Place	0	0.00%	0	0.00%	0	0.00%
Vote by Mail	0	0.00%	0	0.00%	0	0.00%
Mail Ballot	0		0		0	
Total	0	0.00%	0	0.00%	0	0.00%
0043510						
Poll Place	0	0.00%	0	0.00%	0	0.00%
Vote by Mail	0	0.00%	0	0.00%	0	0.00%
Mail Ballot	0		0		0	
Total	0	0.00%	0	0.00%	0	0.00%

Precinct	Registered Voters
0043520	
Poll Place	808
Vote by Mail	808
Mail Ballot	808
Total	808
0043540	
Poll Place	994
Vote by Mail	994
Mail Ballot	994
Total	994
0043567	
Poll Place	1,459
Vote by Mail	1,459
Mail Ballot	1,459
Total	1,459
0043568	
Poll Place	1,533
Vote by Mail	1,533
Mail Ballot	1,533
Total	1,533
0043570	
Poll Place	810
Vote by Mail	810
Mail Ballot	810
Total	810
0043572	
Poll Place	887
Vote by Mail	887
Mail Ballot	887
Total	887

Precinct	JOSEPH R. BIDEN FOR PRESIDENT (DEM)		DONALD J. TRUMP FOR PRESIDENT (REP)	
0043520				
Poll Place	31	40.79%	44	57.89%
Vote by Mail	260	68.78%	112	29.63%
Mail Ballot	0		0	
Total	291	64.10%	156	34.36%
0043540				
Poll Place	34	48.57%	36	51.43%
Vote by Mail	290	43.03%	367	54.45%
Mail Ballot	0		0	
Total	324	43.55%	403	54.17%
0043567				
Poll Place	73	57.03%	52	40.63%
Vote by Mail	524	65.66%	252	31.58%
Mail Ballot	0		0	
Total	597	64.47%	304	32.83%
0043568				
Poll Place	71	59.17%	49	40.83%
Vote by Mail	549	67.86%	239	29.54%
Mail Ballot	0		0	
Total	620	66.74%	288	31.00%
0043570				
Poll Place	37	49.33%	36	48.00%
Vote by Mail	223	49.67%	206	45.88%
Mail Ballot	0		0	
Total	260	49.62%	242	46.18%
0043572				
Poll Place	38	44.71%	45	52.94%
Vote by Mail	272	61.40%	161	36.34%
Mail Ballot	0		0	
Total	310	58.71%	206	39.02%

Precinct	GLORIA LA RIVA FOR PRESIDENT (PF)		ROQUE "ROCKY" DE LA FUENTE GUERRA FOR PRESIDENT (AIP)		HOWIE HAWKINS FOR PRESIDENT (GRN)		JO JORGENSEN FOR PRESIDENT (LIB)		Total Votes	Brian Carroll Qualified Write In		Mark Charles Qualified Write In	
0043520													
Poll Place	0	0.00%	0	0.00%	0	0.00%	1	1.32%	76	0	0.00%	0	0.00%
Vote by Mail	1	0.26%	1	0.26%	2	0.53%	2	0.53%	378	0	0.00%	0	0.00%
Mail Ballot	0		0		0		0		0	0		0	
Total	1	0.22%	1	0.22%	2	0.44%	3	0.66%	454	0	0.00%	0	0.00%
0043540													
Poll Place	0	0.00%	0	0.00%	0	0.00%	0	0.00%	70	0	0.00%	0	0.00%
Vote by Mail	4	0.59%	5	0.74%	2	0.30%	6	0.89%	674	0	0.00%	0	0.00%
Mail Ballot	0		0		0		0		0	0		0	
Total	4	0.54%	5	0.67%	2	0.27%	6	0.81%	744	0	0.00%	0	0.00%
0043567													
Poll Place	2	1.56%	0	0.00%	0	0.00%	1	0.78%	128	0	0.00%	0	0.00%
Vote by Mail	6	0.75%	9	1.13%	2	0.25%	5	0.63%	798	0	0.00%	0	0.00%
Mail Ballot	0		0		0		0		0	0		0	
Total	8	0.86%	9	0.97%	2	0.22%	6	0.65%	926	0	0.00%	0	0.00%
0043568													
Poll Place	0	0.00%	0	0.00%	0	0.00%	0	0.00%	120	0	0.00%	0	0.00%
Vote by Mail	3	0.37%	9	1.11%	2	0.25%	7	0.87%	809	0	0.00%	0	0.00%
Mail Ballot	0		0		0		0		0	0		0	
Total	3	0.32%	9	0.97%	2	0.22%	7	0.75%	929	0	0.00%	0	0.00%
0043570													
Poll Place	1	1.33%	1	1.33%	0	0.00%	0	0.00%	75	0	0.00%	0	0.00%
Vote by Mail	1	0.22%	3	0.67%	4	0.89%	12	2.67%	449	0	0.00%	0	0.00%
Mail Ballot	0		0		0		0		0	0		0	
Total	2	0.38%	4	0.76%	4	0.76%	12	2.29%	524	0	0.00%	0	0.00%
0043572													
Poll Place	1	1.18%	0	0.00%	0	0.00%	1	1.18%	85	0	0.00%	0	0.00%
Vote by Mail	2	0.45%	1	0.23%	1	0.23%	6	1.35%	443	0	0.00%	0	0.00%
Mail Ballot	0		0		0		0		0	0		0	
Total	3	0.57%	1	0.19%	1	0.19%	7	1.33%	528	0	0.00%	0	0.00%

Precinct	Joseph Kishore Qualified Write In		Brock Pierce Qualified Write In		Jesse Ventura Qualified Write In	
0043520						
Poll Place	0	0.00%	0	0.00%	0	0.00%
Vote by Mail	0	0.00%	0	0.00%	0	0.00%
Mail Ballot	0		0		0	
Total	0	0.00%	0	0.00%	0	0.00%
0043540						
Poll Place	0	0.00%	0	0.00%	0	0.00%
Vote by Mail	0	0.00%	0	0.00%	0	0.00%
Mail Ballot	0		0		0	
Total	0	0.00%	0	0.00%	0	0.00%
0043567						
Poll Place	0	0.00%	0	0.00%	0	0.00%
Vote by Mail	0	0.00%	0	0.00%	0	0.00%
Mail Ballot	0		0		0	
Total	0	0.00%	0	0.00%	0	0.00%
0043568						
Poll Place	0	0.00%	0	0.00%	0	0.00%
Vote by Mail	0	0.00%	0	0.00%	0	0.00%
Mail Ballot	0		0		0	
Total	0	0.00%	0	0.00%	0	0.00%
0043570						
Poll Place	0	0.00%	0	0.00%	0	0.00%
Vote by Mail	0	0.00%	0	0.00%	0	0.00%
Mail Ballot	0		0		0	
Total	0	0.00%	0	0.00%	0	0.00%
0043572						
Poll Place	0	0.00%	0	0.00%	0	0.00%
Vote by Mail	0	0.00%	0	0.00%	0	0.00%
Mail Ballot	0		0		0	
Total	0	0.00%	0	0.00%	0	0.00%

Precinct	Registered Voters
0044103	
Poll Place	1,095
Vote by Mail	1,095
Mail Ballot	1,095
Total	1,095
0044104	
Poll Place	1,669
Vote by Mail	1,669
Mail Ballot	1,669
Total	1,669
0044105	
Poll Place	1,097
Vote by Mail	1,097
Mail Ballot	1,097
Total	1,097
0044106	
Poll Place	1,303
Vote by Mail	1,303
Mail Ballot	1,303
Total	1,303
0044107	
Poll Place	1,405
Vote by Mail	1,405
Mail Ballot	1,405
Total	1,405
0044112	
Poll Place	1,010
Vote by Mail	1,010
Mail Ballot	1,010
Total	1,010

Precinct	JOSEPH R. BIDEN FOR PRESIDENT (DEM)		DONALD J. TRUMP FOR PRESIDENT (REP)	
0044103				
Poll Place	8	8.16%	89	90.82%
Vote by Mail	263	30.44%	595	68.87%
Mail Ballot	0		0	
Total	271	28.17%	684	71.10%
0044104				
Poll Place	34	32.69%	69	66.35%
Vote by Mail	656	55.78%	501	42.60%
Mail Ballot	0		0	
Total	690	53.91%	570	44.53%
0044105				
Poll Place	24	26.67%	66	73.33%
Vote by Mail	413	58.01%	286	40.17%
Mail Ballot	0		0	
Total	437	54.49%	352	43.89%
0044106				
Poll Place	26	26.80%	70	72.16%
Vote by Mail	453	50.61%	417	46.59%
Mail Ballot	0		0	
Total	479	48.29%	487	49.09%
0044107				
Poll Place	14	20.59%	52	76.47%
Vote by Mail	469	41.47%	642	56.76%
Mail Ballot	0		0	
Total	483	40.28%	694	57.88%
0044112				
Poll Place	12	12.37%	85	87.63%
Vote by Mail	198	26.51%	536	71.75%
Mail Ballot	0		0	
Total	210	24.88%	621	73.58%

Precinct	GLORIA LA RIVA FOR PRESIDENT (PF)		ROQUE "ROCKY" DE LA FUENTE GUERRA FOR PRESIDENT (AIP)		HOWIE HAWKINS FOR PRESIDENT (GRN)		JO JORGENSEN FOR PRESIDENT (LIB)		Total Votes	Brian Carroll Qualified Write In		Mark Charles Qualified Write In	
0044103													
Poll Place	0	0.00%	0	0.00%	0	0.00%	1	1.02%	98	0	0.00%	0	0.00%
Vote by Mail	1	0.12%	0	0.00%	0	0.00%	5	0.58%	864	0	0.00%	0	0.00%
Mail Ballot	0		0		0		0		0	0		0	
Total	1	0.10%	0	0.00%	0	0.00%	6	0.62%	962	0	0.00%	0	0.00%
0044104													
Poll Place	0	0.00%	1	0.96%	0	0.00%	0	0.00%	104	0	0.00%	0	0.00%
Vote by Mail	0	0.00%	5	0.43%	4	0.34%	10	0.85%	1,176	0	0.00%	0	0.00%
Mail Ballot	0		0		0		0		0	0		0	
Total	0	0.00%	6	0.47%	4	0.31%	10	0.78%	1,280	0	0.00%	0	0.00%
0044105													
Poll Place	0	0.00%	0	0.00%	0	0.00%	0	0.00%	90	0	0.00%	0	0.00%
Vote by Mail	4	0.56%	2	0.28%	2	0.28%	5	0.70%	712	0	0.00%	0	0.00%
Mail Ballot	0		0		0		0		0	0		0	
Total	4	0.50%	2	0.25%	2	0.25%	5	0.62%	802	0	0.00%	0	0.00%
0044106													
Poll Place	1	1.03%	0	0.00%	0	0.00%	0	0.00%	97	0	0.00%	0	0.00%
Vote by Mail	1	0.11%	7	0.78%	6	0.67%	10	1.12%	895	1	0.11%	0	0.00%
Mail Ballot	0		0		0		0		0	0		0	
Total	2	0.20%	7	0.71%	6	0.60%	10	1.01%	992	1	0.10%	0	0.00%
0044107													
Poll Place	0	0.00%	1	1.47%	0	0.00%	1	1.47%	68	0	0.00%	0	0.00%
Vote by Mail	0	0.00%	4	0.35%	1	0.09%	15	1.33%	1,131	0	0.00%	0	0.00%
Mail Ballot	0		0		0		0		0	0		0	
Total	0	0.00%	5	0.42%	1	0.08%	16	1.33%	1,199	0	0.00%	0	0.00%
0044112													
Poll Place	0	0.00%	0	0.00%	0	0.00%	0	0.00%	97	0	0.00%	0	0.00%
Vote by Mail	1	0.13%	0	0.00%	1	0.13%	9	1.20%	747	2	0.27%	0	0.00%
Mail Ballot	0		0		0		0		0	0		0	
Total	1	0.12%	0	0.00%	1	0.12%	9	1.07%	844	2	0.24%	0	0.00%

Precinct	Joseph Kishore Qualified Write In		Brock Pierce Qualified Write In		Jesse Ventura Qualified Write In	
0044103						
Poll Place	0	0.00%	0	0.00%	0	0.00%
Vote by Mail	0	0.00%	0	0.00%	0	0.00%
Mail Ballot	0		0		0	
Total	0	0.00%	0	0.00%	0	0.00%
0044104						
Poll Place	0	0.00%	0	0.00%	0	0.00%
Vote by Mail	0	0.00%	0	0.00%	0	0.00%
Mail Ballot	0		0		0	
Total	0	0.00%	0	0.00%	0	0.00%
0044105						
Poll Place	0	0.00%	0	0.00%	0	0.00%
Vote by Mail	0	0.00%	0	0.00%	0	0.00%
Mail Ballot	0		0		0	
Total	0	0.00%	0	0.00%	0	0.00%
0044106						
Poll Place	0	0.00%	0	0.00%	0	0.00%
Vote by Mail	0	0.00%	0	0.00%	0	0.00%
Mail Ballot	0		0		0	
Total	0	0.00%	0	0.00%	0	0.00%
0044107						
Poll Place	0	0.00%	0	0.00%	0	0.00%
Vote by Mail	0	0.00%	0	0.00%	0	0.00%
Mail Ballot	0		0		0	
Total	0	0.00%	0	0.00%	0	0.00%
0044112						
Poll Place	0	0.00%	0	0.00%	0	0.00%
Vote by Mail	0	0.00%	0	0.00%	0	0.00%
Mail Ballot	0		0		0	
Total	0	0.00%	0	0.00%	0	0.00%

Precinct	Registered Voters
0044113	
Poll Place	803
Vote by Mail	803
Mail Ballot	803
Total	803
0050020	
Poll Place	1,131
Vote by Mail	1,131
Mail Ballot	1,131
Total	1,131
0050180	
Poll Place	1,094
Vote by Mail	1,094
Mail Ballot	1,094
Total	1,094
0050190	
Poll Place	1,444
Vote by Mail	1,444
Mail Ballot	1,444
Total	1,444
0050200	
Poll Place	1,155
Vote by Mail	1,155
Mail Ballot	1,155
Total	1,155
0050211	
Poll Place	1,674
Vote by Mail	1,674
Mail Ballot	1,674
Total	1,674

Precinct	JOSEPH R. BIDEN FOR PRESIDENT (DEM)		DONALD J. TRUMP FOR PRESIDENT (REP)	
0044113				
Poll Place	27	30.00%	63	70.00%
Vote by Mail	249	44.46%	301	53.75%
Mail Ballot	0		0	
Total	276	42.46%	364	56.00%
0050020				
Poll Place	86	65.15%	42	31.82%
Vote by Mail	302	63.45%	157	32.98%
Mail Ballot	0		0	
Total	388	63.82%	199	32.73%
0050180				
Poll Place	65	70.65%	23	25.00%
Vote by Mail	421	71.84%	150	25.60%
Mail Ballot	0		0	
Total	486	71.68%	173	25.52%
0050190				
Poll Place	89	65.93%	46	34.07%
Vote by Mail	533	77.81%	133	19.42%
Mail Ballot	0		0	
Total	622	75.85%	179	21.83%
0050200				
Poll Place	74	74.00%	23	23.00%
Vote by Mail	399	75.43%	124	23.44%
Mail Ballot	0		0	
Total	473	75.20%	147	23.37%
0050211				
Poll Place	122	73.05%	44	26.35%
Vote by Mail	679	74.78%	202	22.25%
Mail Ballot	0		0	
Total	801	74.51%	246	22.88%

Precinct	GLORIA LA RIVA FOR PRESIDENT (PF)		ROQUE "ROCKY" DE LA FUENTE GUERRA FOR PRESIDENT (AIP)		HOWIE HAWKINS FOR PRESIDENT (GRN)		JO JORGENSEN FOR PRESIDENT (LIB)		Total Votes	Brian Carroll Qualified Write In		Mark Charles Qualified Write In	
0044113													
Poll Place	0	0.00%	0	0.00%	0	0.00%	0	0.00%	90	0	0.00%	0	0.00%
Vote by Mail	2	0.36%	1	0.18%	1	0.18%	6	1.07%	560	0	0.00%	0	0.00%
Mail Ballot	0		0		0		0		0	0		0	
Total	2	0.31%	1	0.15%	1	0.15%	6	0.92%	650	0	0.00%	0	0.00%
0050020													
Poll Place	1	0.76%	0	0.00%	2	1.52%	1	0.76%	132	0	0.00%	0	0.00%
Vote by Mail	8	1.68%	1	0.21%	2	0.42%	6	1.26%	476	0	0.00%	0	0.00%
Mail Ballot	0		0		0		0		0	0		0	
Total	9	1.48%	1	0.16%	4	0.66%	7	1.15%	608	0	0.00%	0	0.00%
0050180													
Poll Place	1	1.09%	3	3.26%	0	0.00%	0	0.00%	92	0	0.00%	0	0.00%
Vote by Mail	3	0.51%	4	0.68%	6	1.02%	2	0.34%	586	0	0.00%	0	0.00%
Mail Ballot	0		0		0		0		0	0		0	
Total	4	0.59%	7	1.03%	6	0.88%	2	0.29%	678	0	0.00%	0	0.00%
0050190													
Poll Place	0	0.00%	0	0.00%	0	0.00%	0	0.00%	135	0	0.00%	0	0.00%
Vote by Mail	6	0.88%	2	0.29%	3	0.44%	8	1.17%	685	0	0.00%	0	0.00%
Mail Ballot	0		0		0		0		0	0		0	
Total	6	0.73%	2	0.24%	3	0.37%	8	0.98%	820	0	0.00%	0	0.00%
0050200													
Poll Place	2	2.00%	0	0.00%	0	0.00%	1	1.00%	100	0	0.00%	0	0.00%
Vote by Mail	1	0.19%	1	0.19%	1	0.19%	2	0.38%	529	1	0.19%	0	0.00%
Mail Ballot	0		0		0		0		0	0		0	
Total	3	0.48%	1	0.16%	1	0.16%	3	0.48%	629	1	0.16%	0	0.00%
0050211													
Poll Place	0	0.00%	0	0.00%	0	0.00%	1	0.60%	167	0	0.00%	0	0.00%
Vote by Mail	2	0.22%	5	0.55%	4	0.44%	16	1.76%	908	0	0.00%	0	0.00%
Mail Ballot	0		0		0		0		0	0		0	
Total	2	0.19%	5	0.47%	4	0.37%	17	1.58%	1,075	0	0.00%	0	0.00%

Precinct	Joseph Kishore Qualified Write In		Brock Pierce Qualified Write In		Jesse Ventura Qualified Write In	
0044113						
Poll Place	0	0.00%	0	0.00%	0	0.00%
Vote by Mail	0	0.00%	0	0.00%	0	0.00%
Mail Ballot	0		0		0	
Total	0	0.00%	0	0.00%	0	0.00%
0050020						
Poll Place	0	0.00%	0	0.00%	0	0.00%
Vote by Mail	0	0.00%	0	0.00%	0	0.00%
Mail Ballot	0		0		0	
Total	0	0.00%	0	0.00%	0	0.00%
0050180						
Poll Place	0	0.00%	0	0.00%	0	0.00%
Vote by Mail	0	0.00%	0	0.00%	0	0.00%
Mail Ballot	0		0		0	
Total	0	0.00%	0	0.00%	0	0.00%
0050190						
Poll Place	0	0.00%	0	0.00%	0	0.00%
Vote by Mail	0	0.00%	0	0.00%	0	0.00%
Mail Ballot	0		0		0	
Total	0	0.00%	0	0.00%	0	0.00%
0050200						
Poll Place	0	0.00%	0	0.00%	0	0.00%
Vote by Mail	0	0.00%	0	0.00%	0	0.00%
Mail Ballot	0		0		0	
Total	0	0.00%	0	0.00%	0	0.00%
0050211						
Poll Place	0	0.00%	0	0.00%	0	0.00%
Vote by Mail	0	0.00%	0	0.00%	0	0.00%
Mail Ballot	0		0		0	
Total	0	0.00%	0	0.00%	0	0.00%

Precinct	Registered Voters
0050501	
Poll Place	487
Vote by Mail	487
Mail Ballot	487
Total	487
0050503	
Poll Place	614
Vote by Mail	614
Mail Ballot	614
Total	614
0050505	
Poll Place	691
Vote by Mail	691
Mail Ballot	691
Total	691
0050506	
Poll Place	952
Vote by Mail	952
Mail Ballot	952
Total	952
0050507	
Poll Place	1,131
Vote by Mail	1,131
Mail Ballot	1,131
Total	1,131
0050509	
Poll Place	1,560
Vote by Mail	1,560
Mail Ballot	1,560
Total	1,560

Precinct	JOSEPH R. BIDEN FOR PRESIDENT (DEM)		DONALD J. TRUMP FOR PRESIDENT (REP)	
0050501				
Poll Place	18	66.67%	8	29.63%
Vote by Mail	124	77.02%	33	20.50%
Mail Ballot	0		0	
Total	142	75.53%	41	21.81%
0050503				
Poll Place	12	46.15%	13	50.00%
Vote by Mail	184	69.17%	70	26.32%
Mail Ballot	0		0	
Total	196	67.12%	83	28.42%
0050505				
Poll Place	24	50.00%	24	50.00%
Vote by Mail	217	61.82%	123	35.04%
Mail Ballot	0		0	
Total	241	60.40%	147	36.84%
0050506				
Poll Place	24	57.14%	14	33.33%
Vote by Mail	221	70.38%	84	26.75%
Mail Ballot	0		0	
Total	245	68.82%	98	27.53%
0050507				
Poll Place	22	57.89%	15	39.47%
Vote by Mail	288	68.57%	121	28.81%
Mail Ballot	0		0	
Total	310	67.69%	136	29.69%
0050509				
Poll Place	102	73.38%	37	26.62%
Vote by Mail	477	81.26%	100	17.04%
Mail Ballot	0		0	
Total	579	79.75%	137	18.87%

Precinct	GLORIA LA RIVA FOR PRESIDENT (PF)		ROQUE "ROCKY" DE LA FUENTE GUERRA FOR PRESIDENT (AIP)		HOWIE HAWKINS FOR PRESIDENT (GRN)		JO JORGENSEN FOR PRESIDENT (LIB)		Total Votes	Brian Carroll Qualified Write In		Mark Charles Qualified Write In	
0050501													
Poll Place	0	0.00%	0	0.00%	0	0.00%	1	3.70%	27	0	0.00%	0	0.00%
Vote by Mail	2	1.24%	0	0.00%	1	0.62%	1	0.62%	161	0	0.00%	0	0.00%
Mail Ballot	0		0		0		0		0	0		0	
Total	2	1.06%	0	0.00%	1	0.53%	2	1.06%	188	0	0.00%	0	0.00%
0050503													
Poll Place	1	3.85%	0	0.00%	0	0.00%	0	0.00%	26	0	0.00%	0	0.00%
Vote by Mail	5	1.88%	4	1.50%	1	0.38%	2	0.75%	266	0	0.00%	0	0.00%
Mail Ballot	0		0		0		0		0	0		0	
Total	6	2.05%	4	1.37%	1	0.34%	2	0.68%	292	0	0.00%	0	0.00%
0050505													
Poll Place	0	0.00%	0	0.00%	0	0.00%	0	0.00%	48	0	0.00%	0	0.00%
Vote by Mail	0	0.00%	2	0.57%	4	1.14%	5	1.42%	351	0	0.00%	0	0.00%
Mail Ballot	0		0		0		0		0	0		0	
Total	0	0.00%	2	0.50%	4	1.00%	5	1.25%	399	0	0.00%	0	0.00%
0050506													
Poll Place	0	0.00%	4	9.52%	0	0.00%	0	0.00%	42	0	0.00%	0	0.00%
Vote by Mail	4	1.27%	4	1.27%	1	0.32%	0	0.00%	314	0	0.00%	0	0.00%
Mail Ballot	0		0		0		0		0	0		0	
Total	4	1.12%	8	2.25%	1	0.28%	0	0.00%	356	0	0.00%	0	0.00%
0050507													
Poll Place	1	2.63%	0	0.00%	0	0.00%	0	0.00%	38	0	0.00%	0	0.00%
Vote by Mail	2	0.48%	2	0.48%	2	0.48%	5	1.19%	420	0	0.00%	0	0.00%
Mail Ballot	0		0		0		0		0	0		0	
Total	3	0.66%	2	0.44%	2	0.44%	5	1.09%	458	0	0.00%	0	0.00%
0050509													
Poll Place	0	0.00%	0	0.00%	0	0.00%	0	0.00%	139	0	0.00%	0	0.00%
Vote by Mail	4	0.68%	1	0.17%	1	0.17%	4	0.68%	587	0	0.00%	0	0.00%
Mail Ballot	0		0		0		0		0	0		0	
Total	4	0.55%	1	0.14%	1	0.14%	4	0.55%	726	0	0.00%	0	0.00%

Precinct	Joseph Kishore Qualified Write In		Brock Pierce Qualified Write In		Jesse Ventura Qualified Write In	
0050501						
Poll Place	0	0.00%	0	0.00%	0	0.00%
Vote by Mail	0	0.00%	0	0.00%	0	0.00%
Mail Ballot	0		0		0	
Total	0	0.00%	0	0.00%	0	0.00%
0050503						
Poll Place	0	0.00%	0	0.00%	0	0.00%
Vote by Mail	0	0.00%	0	0.00%	0	0.00%
Mail Ballot	0		0		0	
Total	0	0.00%	0	0.00%	0	0.00%
0050505						
Poll Place	0	0.00%	0	0.00%	0	0.00%
Vote by Mail	0	0.00%	0	0.00%	0	0.00%
Mail Ballot	0		0		0	
Total	0	0.00%	0	0.00%	0	0.00%
0050506						
Poll Place	0	0.00%	0	0.00%	0	0.00%
Vote by Mail	0	0.00%	0	0.00%	0	0.00%
Mail Ballot	0		0		0	
Total	0	0.00%	0	0.00%	0	0.00%
0050507						
Poll Place	0	0.00%	0	0.00%	0	0.00%
Vote by Mail	0	0.00%	0	0.00%	0	0.00%
Mail Ballot	0		0		0	
Total	0	0.00%	0	0.00%	0	0.00%
0050509						
Poll Place	0	0.00%	0	0.00%	0	0.00%
Vote by Mail	0	0.00%	0	0.00%	0	0.00%
Mail Ballot	0		0		0	
Total	0	0.00%	0	0.00%	0	0.00%

Precinct	Registered Voters
0050511	
Poll Place	1,636
Vote by Mail	1,636
Mail Ballot	1,636
Total	1,636
0050514	
Poll Place	1,259
Vote by Mail	1,259
Mail Ballot	1,259
Total	1,259
0050517	
Poll Place	1,091
Vote by Mail	1,091
Mail Ballot	1,091
Total	1,091
0050518	
Poll Place	384
Vote by Mail	384
Mail Ballot	384
Total	384
0050519	
Poll Place	1,525
Vote by Mail	1,525
Mail Ballot	1,525
Total	1,525
0050523	
Poll Place	682
Vote by Mail	682
Mail Ballot	682
Total	682

Precinct	JOSEPH R. BIDEN FOR PRESIDENT (DEM)		DONALD J. TRUMP FOR PRESIDENT (REP)	
0050511				
Poll Place	54	78.26%	14	20.29%
Vote by Mail	444	79.86%	95	17.09%
Mail Ballot	0		0	
Total	498	79.68%	109	17.44%
0050514				
Poll Place	53	54.08%	38	38.78%
Vote by Mail	435	71.43%	159	26.11%
Mail Ballot	0		0	
Total	488	69.02%	197	27.86%
0050517				
Poll Place	42	30.88%	90	66.18%
Vote by Mail	387	52.51%	324	43.96%
Mail Ballot	0		0	
Total	429	49.14%	414	47.42%
0050518				
Poll Place	20	74.07%	7	25.93%
Vote by Mail	146	66.36%	68	30.91%
Mail Ballot	0		0	
Total	166	67.21%	75	30.36%
0050519				
Poll Place	37	23.57%	119	75.80%
Vote by Mail	484	45.15%	560	52.24%
Mail Ballot	0		0	
Total	521	42.39%	679	55.25%
0050523				
Poll Place	17	47.22%	17	47.22%
Vote by Mail	265	60.36%	152	34.62%
Mail Ballot	0		0	
Total	282	59.37%	169	35.58%

Precinct	GLORIA LA RIVA FOR PRESIDENT (PF)		ROQUE "ROCKY" DE LA FUENTE GUERRA FOR PRESIDENT (AIP)		HOWIE HAWKINS FOR PRESIDENT (GRN)		JO JORGENSEN FOR PRESIDENT (LIB)		Total Votes	Brian Carroll Qualified Write In		Mark Charles Qualified Write In	
0050511													
Poll Place	0	0.00%	0	0.00%	1	1.45%	0	0.00%	69	0	0.00%	0	0.00%
Vote by Mail	6	1.08%	6	1.08%	2	0.36%	3	0.54%	556	0	0.00%	0	0.00%
Mail Ballot	0		0		0		0		0	0		0	
Total	6	0.96%	6	0.96%	3	0.48%	3	0.48%	625	0	0.00%	0	0.00%
0050514													
Poll Place	2	2.04%	3	3.06%	1	1.02%	1	1.02%	98	0	0.00%	0	0.00%
Vote by Mail	4	0.66%	2	0.33%	3	0.49%	6	0.99%	609	0	0.00%	0	0.00%
Mail Ballot	0		0		0		0		0	0		0	
Total	6	0.85%	5	0.71%	4	0.57%	7	0.99%	707	0	0.00%	0	0.00%
0050517													
Poll Place	0	0.00%	0	0.00%	1	0.74%	3	2.21%	136	0	0.00%	0	0.00%
Vote by Mail	0	0.00%	4	0.54%	3	0.41%	18	2.44%	737	0	0.00%	1	0.14%
Mail Ballot	0		0		0		0		0	0		0	
Total	0	0.00%	4	0.46%	4	0.46%	21	2.41%	873	0	0.00%	1	0.11%
0050518													
Poll Place	0	0.00%	0	0.00%	0	0.00%	0	0.00%	27	0	0.00%	0	0.00%
Vote by Mail	1	0.45%	1	0.45%	1	0.45%	3	1.36%	220	0	0.00%	0	0.00%
Mail Ballot	0		0		0		0		0	0		0	
Total	1	0.40%	1	0.40%	1	0.40%	3	1.21%	247	0	0.00%	0	0.00%
0050519													
Poll Place	0	0.00%	1	0.64%	0	0.00%	0	0.00%	157	0	0.00%	0	0.00%
Vote by Mail	0	0.00%	2	0.19%	6	0.56%	19	1.77%	1,072	0	0.00%	1	0.09%
Mail Ballot	0		0		0		0		0	0		0	
Total	0	0.00%	3	0.24%	6	0.49%	19	1.55%	1,229	0	0.00%	1	0.08%
0050523													
Poll Place	1	2.78%	0	0.00%	0	0.00%	1	2.78%	36	0	0.00%	0	0.00%
Vote by Mail	3	0.68%	4	0.91%	5	1.14%	10	2.28%	439	0	0.00%	0	0.00%
Mail Ballot	0		0		0		0		0	0		0	
Total	4	0.84%	4	0.84%	5	1.05%	11	2.32%	475	0	0.00%	0	0.00%

Precinct	Joseph Kishore Qualified Write In		Brock Pierce Qualified Write In		Jesse Ventura Qualified Write In	
0050511						
Poll Place	0	0.00%	0	0.00%	0	0.00%
Vote by Mail	0	0.00%	0	0.00%	0	0.00%
Mail Ballot	0		0		0	
Total	0	0.00%	0	0.00%	0	0.00%
0050514						
Poll Place	0	0.00%	0	0.00%	0	0.00%
Vote by Mail	0	0.00%	0	0.00%	0	0.00%
Mail Ballot	0		0		0	
Total	0	0.00%	0	0.00%	0	0.00%
0050517						
Poll Place	0	0.00%	0	0.00%	0	0.00%
Vote by Mail	0	0.00%	0	0.00%	0	0.00%
Mail Ballot	0		0		0	
Total	0	0.00%	0	0.00%	0	0.00%
0050518						
Poll Place	0	0.00%	0	0.00%	0	0.00%
Vote by Mail	0	0.00%	0	0.00%	0	0.00%
Mail Ballot	0		0		0	
Total	0	0.00%	0	0.00%	0	0.00%
0050519						
Poll Place	0	0.00%	0	0.00%	0	0.00%
Vote by Mail	0	0.00%	0	0.00%	0	0.00%
Mail Ballot	0		0		0	
Total	0	0.00%	0	0.00%	0	0.00%
0050523						
Poll Place	0	0.00%	0	0.00%	0	0.00%
Vote by Mail	0	0.00%	0	0.00%	0	0.00%
Mail Ballot	0		0		0	
Total	0	0.00%	0	0.00%	0	0.00%

Precinct	Registered Voters
0050524	
Poll Place	1,571
Vote by Mail	1,571
Mail Ballot	1,571
Total	1,571
0050532	
Poll Place	1,302
Vote by Mail	1,302
Mail Ballot	1,302
Total	1,302
0050536	
Poll Place	489
Vote by Mail	489
Mail Ballot	489
Total	489
0050538	
Poll Place	702
Vote by Mail	702
Mail Ballot	702
Total	702
0050541	
Poll Place	1,081
Vote by Mail	1,081
Mail Ballot	1,081
Total	1,081
0050543	
Poll Place	352
Vote by Mail	352
Mail Ballot	352
Total	352

Precinct	JOSEPH R. BIDEN FOR PRESIDENT (DEM)		DONALD J. TRUMP FOR PRESIDENT (REP)	
0050524				
Poll Place	75	72.12%	28	26.92%
Vote by Mail	575	78.98%	139	19.09%
Mail Ballot	0		0	
Total	650	78.13%	167	20.07%
0050532				
Poll Place	30	60.00%	17	34.00%
Vote by Mail	412	76.30%	98	18.15%
Mail Ballot	0		0	
Total	442	74.92%	115	19.49%
0050536				
Poll Place	25	62.50%	13	32.50%
Vote by Mail	219	75.26%	67	23.02%
Mail Ballot	0		0	
Total	244	73.72%	80	24.17%
0050538				
Poll Place	52	67.53%	24	31.17%
Vote by Mail	272	70.83%	95	24.74%
Mail Ballot	0		0	
Total	324	70.28%	119	25.81%
0050541				
Poll Place	32	84.21%	6	15.79%
Vote by Mail	382	73.75%	123	23.75%
Mail Ballot	0		0	
Total	414	74.46%	129	23.20%
0050543				
Poll Place	11	47.83%	10	43.48%
Vote by Mail	121	67.98%	51	28.65%
Mail Ballot	0		0	
Total	132	65.67%	61	30.35%

Precinct	GLORIA LA RIVA FOR PRESIDENT (PF)		ROQUE "ROCKY" DE LA FUENTE GUERRA FOR PRESIDENT (AIP)		HOWIE HAWKINS FOR PRESIDENT (GRN)		JO JORGENSEN FOR PRESIDENT (LIB)		Total Votes	Brian Carroll Qualified Write In		Mark Charles Qualified Write In	
0050524													
Poll Place	0	0.00%	1	0.96%	0	0.00%	0	0.00%	104	0	0.00%	0	0.00%
Vote by Mail	4	0.55%	5	0.69%	2	0.27%	3	0.41%	728	0	0.00%	0	0.00%
Mail Ballot	0		0		0		0		0	0		0	
Total	4	0.48%	6	0.72%	2	0.24%	3	0.36%	832	0	0.00%	0	0.00%
0050532													
Poll Place	2	4.00%	1	2.00%	0	0.00%	0	0.00%	50	0	0.00%	0	0.00%
Vote by Mail	9	1.67%	9	1.67%	9	1.67%	3	0.56%	540	0	0.00%	0	0.00%
Mail Ballot	0		0		0		0		0	0		0	
Total	11	1.86%	10	1.69%	9	1.53%	3	0.51%	590	0	0.00%	0	0.00%
0050536													
Poll Place	0	0.00%	1	2.50%	1	2.50%	0	0.00%	40	0	0.00%	0	0.00%
Vote by Mail	0	0.00%	2	0.69%	0	0.00%	3	1.03%	291	0	0.00%	0	0.00%
Mail Ballot	0		0		0		0		0	0		0	
Total	0	0.00%	3	0.91%	1	0.30%	3	0.91%	331	0	0.00%	0	0.00%
0050538													
Poll Place	0	0.00%	1	1.30%	0	0.00%	0	0.00%	77	0	0.00%	0	0.00%
Vote by Mail	6	1.56%	2	0.52%	2	0.52%	7	1.82%	384	0	0.00%	0	0.00%
Mail Ballot	0		0		0		0		0	0		0	
Total	6	1.30%	3	0.65%	2	0.43%	7	1.52%	461	0	0.00%	0	0.00%
0050541													
Poll Place	0	0.00%	0	0.00%	0	0.00%	0	0.00%	38	0	0.00%	0	0.00%
Vote by Mail	3	0.58%	1	0.19%	2	0.39%	7	1.35%	518	0	0.00%	0	0.00%
Mail Ballot	0		0		0		0		0	0		0	
Total	3	0.54%	1	0.18%	2	0.36%	7	1.26%	556	0	0.00%	0	0.00%
0050543													
Poll Place	1	4.35%	0	0.00%	0	0.00%	1	4.35%	23	0	0.00%	0	0.00%
Vote by Mail	1	0.56%	1	0.56%	1	0.56%	3	1.69%	178	0	0.00%	0	0.00%
Mail Ballot	0		0		0		0		0	0		0	
Total	2	1.00%	1	0.50%	1	0.50%	4	1.99%	201	0	0.00%	0	0.00%

Precinct	Joseph Kishore Qualified Write In		Brock Pierce Qualified Write In		Jesse Ventura Qualified Write In	
0050524						
Poll Place	0	0.00%	0	0.00%	0	0.00%
Vote by Mail	0	0.00%	0	0.00%	0	0.00%
Mail Ballot	0		0		0	
Total	0	0.00%	0	0.00%	0	0.00%
0050532						
Poll Place	0	0.00%	0	0.00%	0	0.00%
Vote by Mail	0	0.00%	0	0.00%	0	0.00%
Mail Ballot	0		0		0	
Total	0	0.00%	0	0.00%	0	0.00%
0050536						
Poll Place	0	0.00%	0	0.00%	0	0.00%
Vote by Mail	0	0.00%	0	0.00%	0	0.00%
Mail Ballot	0		0		0	
Total	0	0.00%	0	0.00%	0	0.00%
0050538						
Poll Place	0	0.00%	0	0.00%	0	0.00%
Vote by Mail	0	0.00%	0	0.00%	0	0.00%
Mail Ballot	0		0		0	
Total	0	0.00%	0	0.00%	0	0.00%
0050541						
Poll Place	0	0.00%	0	0.00%	0	0.00%
Vote by Mail	0	0.00%	0	0.00%	0	0.00%
Mail Ballot	0		0		0	
Total	0	0.00%	0	0.00%	0	0.00%
0050543						
Poll Place	0	0.00%	0	0.00%	0	0.00%
Vote by Mail	0	0.00%	0	0.00%	0	0.00%
Mail Ballot	0		0		0	
Total	0	0.00%	0	0.00%	0	0.00%

Precinct	Registered Voters
0050545	
Poll Place	1,364
Vote by Mail	1,364
Mail Ballot	1,364
Total	1,364
0050548	
Poll Place	1,202
Vote by Mail	1,202
Mail Ballot	1,202
Total	1,202
0050552	
Poll Place	911
Vote by Mail	911
Mail Ballot	911
Total	911
0050560	
Poll Place	900
Vote by Mail	900
Mail Ballot	900
Total	900
0050576	
Poll Place	1,621
Vote by Mail	1,621
Mail Ballot	1,621
Total	1,621
0050590	
Poll Place	521
Vote by Mail	521
Mail Ballot	521
Total	521

Precinct	JOSEPH R. BIDEN FOR PRESIDENT (DEM)		DONALD J. TRUMP FOR PRESIDENT (REP)	
0050545				
Poll Place	64	68.09%	27	28.72%
Vote by Mail	546	71.09%	204	26.56%
Mail Ballot	0		0	
Total	610	70.77%	231	26.80%
0050548				
Poll Place	48	55.81%	36	41.86%
Vote by Mail	390	70.14%	152	27.34%
Mail Ballot	0		0	
Total	438	68.22%	188	29.28%
0050552				
Poll Place	39	52.70%	30	40.54%
Vote by Mail	350	76.59%	98	21.44%
Mail Ballot	0		0	
Total	389	73.26%	128	24.11%
0050560				
Poll Place	35	63.64%	18	32.73%
Vote by Mail	274	76.11%	75	20.83%
Mail Ballot	0		0	
Total	309	74.46%	93	22.41%
0050576				
Poll Place	49	50.00%	45	45.92%
Vote by Mail	600	64.52%	310	33.33%
Mail Ballot	0		0	
Total	649	63.13%	355	34.53%
0050590				
Poll Place	21	60.00%	14	40.00%
Vote by Mail	183	86.73%	24	11.37%
Mail Ballot	0		0	
Total	204	82.93%	38	15.45%

Precinct	GLORIA LA RIVA FOR PRESIDENT (PF)		ROQUE "ROCKY" DE LA FUENTE GUERRA FOR PRESIDENT (AIP)		HOWIE HAWKINS FOR PRESIDENT (GRN)		JO JORGENSEN FOR PRESIDENT (LIB)		Total Votes	Brian Carroll Qualified Write In		Mark Charles Qualified Write In	
0050545													
Poll Place	0	0.00%	1	1.06%	0	0.00%	2	2.13%	94	0	0.00%	0	0.00%
Vote by Mail	8	1.04%	1	0.13%	2	0.26%	7	0.91%	768	0	0.00%	0	0.00%
Mail Ballot	0		0		0		0		0	0		0	
Total	8	0.93%	2	0.23%	2	0.23%	9	1.04%	862	0	0.00%	0	0.00%
0050548													
Poll Place	1	1.16%	1	1.16%	0	0.00%	0	0.00%	86	0	0.00%	0	0.00%
Vote by Mail	2	0.36%	5	0.90%	4	0.72%	3	0.54%	556	0	0.00%	0	0.00%
Mail Ballot	0		0		0		0		0	0		0	
Total	3	0.47%	6	0.93%	4	0.62%	3	0.47%	642	0	0.00%	0	0.00%
0050552													
Poll Place	1	1.35%	1	1.35%	1	1.35%	2	2.70%	74	0	0.00%	0	0.00%
Vote by Mail	1	0.22%	1	0.22%	3	0.66%	4	0.88%	457	0	0.00%	0	0.00%
Mail Ballot	0		0		0		0		0	0		0	
Total	2	0.38%	2	0.38%	4	0.75%	6	1.13%	531	0	0.00%	0	0.00%
0050560													
Poll Place	2	3.64%	0	0.00%	0	0.00%	0	0.00%	55	0	0.00%	0	0.00%
Vote by Mail	2	0.56%	1	0.28%	1	0.28%	4	1.11%	360	3	0.83%	0	0.00%
Mail Ballot	0		0		0		0		0	0		0	
Total	4	0.96%	1	0.24%	1	0.24%	4	0.96%	415	3	0.72%	0	0.00%
0050576													
Poll Place	1	1.02%	1	1.02%	1	1.02%	1	1.02%	98	0	0.00%	0	0.00%
Vote by Mail	8	0.86%	6	0.65%	3	0.32%	3	0.32%	930	0	0.00%	0	0.00%
Mail Ballot	0		0		0		0		0	0		0	
Total	9	0.88%	7	0.68%	4	0.39%	4	0.39%	1,028	0	0.00%	0	0.00%
0050590													
Poll Place	0	0.00%	0	0.00%	0	0.00%	0	0.00%	35	0	0.00%	0	0.00%
Vote by Mail	3	1.42%	1	0.47%	0	0.00%	0	0.00%	211	0	0.00%	0	0.00%
Mail Ballot	0		0		0		0		0	0		0	
Total	3	1.22%	1	0.41%	0	0.00%	0	0.00%	246	0	0.00%	0	0.00%

Precinct	Joseph Kishore Qualified Write In		Brock Pierce Qualified Write In		Jesse Ventura Qualified Write In	
0050545						
Poll Place	0	0.00%	0	0.00%	0	0.00%
Vote by Mail	0	0.00%	0	0.00%	0	0.00%
Mail Ballot	0		0		0	
Total	0	0.00%	0	0.00%	0	0.00%
0050548						
Poll Place	0	0.00%	0	0.00%	0	0.00%
Vote by Mail	0	0.00%	0	0.00%	0	0.00%
Mail Ballot	0		0		0	
Total	0	0.00%	0	0.00%	0	0.00%
0050552						
Poll Place	0	0.00%	0	0.00%	0	0.00%
Vote by Mail	0	0.00%	0	0.00%	0	0.00%
Mail Ballot	0		0		0	
Total	0	0.00%	0	0.00%	0	0.00%
0050560						
Poll Place	0	0.00%	0	0.00%	0	0.00%
Vote by Mail	0	0.00%	0	0.00%	0	0.00%
Mail Ballot	0		0		0	
Total	0	0.00%	0	0.00%	0	0.00%
0050576						
Poll Place	0	0.00%	0	0.00%	0	0.00%
Vote by Mail	0	0.00%	0	0.00%	0	0.00%
Mail Ballot	0		0		0	
Total	0	0.00%	0	0.00%	0	0.00%
0050590						
Poll Place	0	0.00%	0	0.00%	0	0.00%
Vote by Mail	0	0.00%	0	0.00%	0	0.00%
Mail Ballot	0		0		0	
Total	0	0.00%	0	0.00%	0	0.00%

Precinct	Registered Voters
0050731	
Poll Place	1,136
Vote by Mail	1,136
Mail Ballot	1,136
Total	1,136
0050741	
Poll Place	1,124
Vote by Mail	1,124
Mail Ballot	1,124
Total	1,124
0050742	
Poll Place	1,083
Vote by Mail	1,083
Mail Ballot	1,083
Total	1,083
0050750	
Poll Place	785
Vote by Mail	785
Mail Ballot	785
Total	785
0050751	
Poll Place	422
Vote by Mail	422
Mail Ballot	422
Total	422
0050752	
Poll Place	1,382
Vote by Mail	1,382
Mail Ballot	1,382
Total	1,382

Precinct	JOSEPH R. BIDEN FOR PRESIDENT (DEM)		DONALD J. TRUMP FOR PRESIDENT (REP)	
0050731				
Poll Place	46	69.70%	18	27.27%
Vote by Mail	386	70.31%	144	26.23%
Mail Ballot	0		0	
Total	432	70.24%	162	26.34%
0050741				
Poll Place	26	44.07%	32	54.24%
Vote by Mail	361	60.77%	219	36.87%
Mail Ballot	0		0	
Total	387	59.26%	251	38.44%
0050742				
Poll Place	53	57.61%	36	39.13%
Vote by Mail	368	70.36%	146	27.92%
Mail Ballot	0		0	
Total	421	68.46%	182	29.59%
0050750				
Poll Place	43	53.09%	37	45.68%
Vote by Mail	278	65.26%	137	32.16%
Mail Ballot	0		0	
Total	321	63.31%	174	34.32%
0050751				
Poll Place	20	45.45%	23	52.27%
Vote by Mail	119	55.61%	90	42.06%
Mail Ballot	0		0	
Total	139	53.88%	113	43.80%
0050752				
Poll Place	61	30.20%	132	65.35%
Vote by Mail	438	54.48%	347	43.16%
Mail Ballot	0		0	
Total	499	49.60%	479	47.61%

Precinct	GLORIA LA RIVA FOR PRESIDENT (PF)		ROQUE "ROCKY" DE LA FUENTE GUERRA FOR PRESIDENT (AIP)		HOWIE HAWKINS FOR PRESIDENT (GRN)		JO JORGENSEN FOR PRESIDENT (LIB)		Total Votes	Brian Carroll Qualified Write In		Mark Charles Qualified Write In	
0050731													
Poll Place	0	0.00%	0	0.00%	0	0.00%	2	3.03%	66	0	0.00%	0	0.00%
Vote by Mail	8	1.46%	2	0.36%	3	0.55%	6	1.09%	549	0	0.00%	0	0.00%
Mail Ballot	0		0		0		0		0	0		0	
Total	8	1.30%	2	0.33%	3	0.49%	8	1.30%	615	0	0.00%	0	0.00%
0050741													
Poll Place	0	0.00%	0	0.00%	0	0.00%	1	1.69%	59	0	0.00%	0	0.00%
Vote by Mail	4	0.67%	3	0.51%	3	0.51%	4	0.67%	594	0	0.00%	0	0.00%
Mail Ballot	0		0		0		0		0	0		0	
Total	4	0.61%	3	0.46%	3	0.46%	5	0.77%	653	0	0.00%	0	0.00%
0050742													
Poll Place	2	2.17%	0	0.00%	0	0.00%	1	1.09%	92	0	0.00%	0	0.00%
Vote by Mail	1	0.19%	4	0.76%	3	0.57%	1	0.19%	523	0	0.00%	0	0.00%
Mail Ballot	0		0		0		0		0	0		0	
Total	3	0.49%	4	0.65%	3	0.49%	2	0.33%	615	0	0.00%	0	0.00%
0050750													
Poll Place	0	0.00%	0	0.00%	1	1.23%	0	0.00%	81	0	0.00%	0	0.00%
Vote by Mail	1	0.23%	1	0.23%	1	0.23%	8	1.88%	426	0	0.00%	0	0.00%
Mail Ballot	0		0		0		0		0	0		0	
Total	1	0.20%	1	0.20%	2	0.39%	8	1.58%	507	0	0.00%	0	0.00%
0050751													
Poll Place	0	0.00%	1	2.27%	0	0.00%	0	0.00%	44	0	0.00%	0	0.00%
Vote by Mail	2	0.93%	1	0.47%	1	0.47%	1	0.47%	214	0	0.00%	0	0.00%
Mail Ballot	0		0		0		0		0	0		0	
Total	2	0.78%	2	0.78%	1	0.39%	1	0.39%	258	0	0.00%	0	0.00%
0050752													
Poll Place	1	0.50%	2	0.99%	1	0.50%	5	2.48%	202	0	0.00%	0	0.00%
Vote by Mail	5	0.62%	2	0.25%	2	0.25%	10	1.24%	804	0	0.00%	0	0.00%
Mail Ballot	0		0		0		0		0	0		0	
Total	6	0.60%	4	0.40%	3	0.30%	15	1.49%	1,006	0	0.00%	0	0.00%

Precinct	Joseph Kishore Qualified Write In		Brock Pierce Qualified Write In		Jesse Ventura Qualified Write In	
0050731						
Poll Place	0	0.00%	0	0.00%	0	0.00%
Vote by Mail	0	0.00%	0	0.00%	0	0.00%
Mail Ballot	0		0		0	
Total	0	0.00%	0	0.00%	0	0.00%
0050741						
Poll Place	0	0.00%	0	0.00%	0	0.00%
Vote by Mail	0	0.00%	0	0.00%	0	0.00%
Mail Ballot	0		0		0	
Total	0	0.00%	0	0.00%	0	0.00%
0050742						
Poll Place	0	0.00%	0	0.00%	0	0.00%
Vote by Mail	0	0.00%	0	0.00%	0	0.00%
Mail Ballot	0		0		0	
Total	0	0.00%	0	0.00%	0	0.00%
0050750						
Poll Place	0	0.00%	0	0.00%	0	0.00%
Vote by Mail	0	0.00%	0	0.00%	0	0.00%
Mail Ballot	0		0		0	
Total	0	0.00%	0	0.00%	0	0.00%
0050751						
Poll Place	0	0.00%	0	0.00%	0	0.00%
Vote by Mail	0	0.00%	0	0.00%	0	0.00%
Mail Ballot	0		0		0	
Total	0	0.00%	0	0.00%	0	0.00%
0050752						
Poll Place	0	0.00%	0	0.00%	0	0.00%
Vote by Mail	0	0.00%	0	0.00%	0	0.00%
Mail Ballot	0		0		0	
Total	0	0.00%	0	0.00%	0	0.00%

Precinct	Registered Voters
0050765	
Poll Place	1,244
Vote by Mail	1,244
Mail Ballot	1,244
Total	1,244
0051180	
Poll Place	982
Vote by Mail	982
Mail Ballot	982
Total	982
0051227	
Poll Place	662
Vote by Mail	662
Mail Ballot	662
Total	662
0051228	
Poll Place	687
Vote by Mail	687
Mail Ballot	687
Total	687
0051310	
Poll Place	476
Vote by Mail	476
Mail Ballot	476
Total	476
0051313	
Poll Place	277
Vote by Mail	277
Mail Ballot	277
Total	277

Precinct	JOSEPH R. BIDEN FOR PRESIDENT (DEM)		DONALD J. TRUMP FOR PRESIDENT (REP)	
0050765				
Poll Place	44	45.36%	50	51.55%
Vote by Mail	450	58.37%	296	38.39%
Mail Ballot	0		0	
Total	494	56.91%	346	39.86%
0051180				
Poll Place	61	76.25%	17	21.25%
Vote by Mail	236	63.78%	119	32.16%
Mail Ballot	0		0	
Total	297	66.00%	136	30.22%
0051227				
Poll Place	27	30.34%	60	67.42%
Vote by Mail	162	37.85%	260	60.75%
Mail Ballot	0		0	
Total	189	36.56%	320	61.90%
0051228				
Poll Place	29	39.73%	42	57.53%
Vote by Mail	197	52.67%	167	44.65%
Mail Ballot	0		0	
Total	226	50.56%	209	46.76%
0051310				
Poll Place	33	73.33%	12	26.67%
Vote by Mail	138	75.41%	36	19.67%
Mail Ballot	0		0	
Total	171	75.00%	48	21.05%
0051313				
Poll Place	13	86.67%	1	6.67%
Vote by Mail	61	58.65%	39	37.50%
Mail Ballot	0		0	
Total	74	62.18%	40	33.61%

Precinct	GLORIA LA RIVA FOR PRESIDENT (PF)		ROQUE "ROCKY" DE LA FUENTE GUERRA FOR PRESIDENT (AIP)		HOWIE HAWKINS FOR PRESIDENT (GRN)		JO JORGENSEN FOR PRESIDENT (LIB)		Total Votes	Brian Carroll Qualified Write In		Mark Charles Qualified Write In	
0050765													
Poll Place	0	0.00%	0	0.00%	1	1.03%	2	2.06%	97	0	0.00%	0	0.00%
Vote by Mail	7	0.91%	3	0.39%	1	0.13%	14	1.82%	771	0	0.00%	0	0.00%
Mail Ballot	0		0		0		0		0	0		0	
Total	7	0.81%	3	0.35%	2	0.23%	16	1.84%	868	0	0.00%	0	0.00%
0051180													
Poll Place	0	0.00%	2	2.50%	0	0.00%	0	0.00%	80	0	0.00%	0	0.00%
Vote by Mail	2	0.54%	3	0.81%	3	0.81%	7	1.89%	370	0	0.00%	0	0.00%
Mail Ballot	0		0		0		0		0	0		0	
Total	2	0.44%	5	1.11%	3	0.67%	7	1.56%	450	0	0.00%	0	0.00%
0051227													
Poll Place	0	0.00%	1	1.12%	1	1.12%	0	0.00%	89	0	0.00%	0	0.00%
Vote by Mail	0	0.00%	1	0.23%	1	0.23%	4	0.93%	428	0	0.00%	0	0.00%
Mail Ballot	0		0		0		0		0	0		0	
Total	0	0.00%	2	0.39%	2	0.39%	4	0.77%	517	0	0.00%	0	0.00%
0051228													
Poll Place	1	1.37%	0	0.00%	0	0.00%	1	1.37%	73	0	0.00%	0	0.00%
Vote by Mail	1	0.27%	3	0.80%	1	0.27%	4	1.07%	374	1	0.27%	0	0.00%
Mail Ballot	0		0		0		0		0	0		0	
Total	2	0.45%	3	0.67%	1	0.22%	5	1.12%	447	1	0.22%	0	0.00%
0051310													
Poll Place	0	0.00%	0	0.00%	0	0.00%	0	0.00%	45	0	0.00%	0	0.00%
Vote by Mail	5	2.73%	0	0.00%	3	1.64%	1	0.55%	183	0	0.00%	0	0.00%
Mail Ballot	0		0		0		0		0	0		0	
Total	5	2.19%	0	0.00%	3	1.32%	1	0.44%	228	0	0.00%	0	0.00%
0051313													
Poll Place	0	0.00%	0	0.00%	1	6.67%	0	0.00%	15	0	0.00%	0	0.00%
Vote by Mail	2	1.92%	0	0.00%	0	0.00%	2	1.92%	104	0	0.00%	0	0.00%
Mail Ballot	0		0		0		0		0	0		0	
Total	2	1.68%	0	0.00%	1	0.84%	2	1.68%	119	0	0.00%	0	0.00%

Precinct	Joseph Kishore Qualified Write In		Brock Pierce Qualified Write In		Jesse Ventura Qualified Write In	
0050765						
Poll Place	0	0.00%	0	0.00%	0	0.00%
Vote by Mail	0	0.00%	0	0.00%	0	0.00%
Mail Ballot	0		0		0	
Total	0	0.00%	0	0.00%	0	0.00%
0051180						
Poll Place	0	0.00%	0	0.00%	0	0.00%
Vote by Mail	0	0.00%	0	0.00%	0	0.00%
Mail Ballot	0		0		0	
Total	0	0.00%	0	0.00%	0	0.00%
0051227						
Poll Place	0	0.00%	0	0.00%	0	0.00%
Vote by Mail	0	0.00%	0	0.00%	0	0.00%
Mail Ballot	0		0		0	
Total	0	0.00%	0	0.00%	0	0.00%
0051228						
Poll Place	0	0.00%	0	0.00%	0	0.00%
Vote by Mail	0	0.00%	0	0.00%	0	0.00%
Mail Ballot	0		0		0	
Total	0	0.00%	0	0.00%	0	0.00%
0051310						
Poll Place	0	0.00%	0	0.00%	0	0.00%
Vote by Mail	0	0.00%	0	0.00%	0	0.00%
Mail Ballot	0		0		0	
Total	0	0.00%	0	0.00%	0	0.00%
0051313						
Poll Place	0	0.00%	0	0.00%	0	0.00%
Vote by Mail	0	0.00%	0	0.00%	0	0.00%
Mail Ballot	0		0		0	
Total	0	0.00%	0	0.00%	0	0.00%

Precinct	Registered Voters
0051331	
Poll Place	1,171
Vote by Mail	1,171
Mail Ballot	1,171
Total	1,171
0051332	
Poll Place	1,189
Vote by Mail	1,189
Mail Ballot	1,189
Total	1,189
0051690	
Poll Place	748
Vote by Mail	748
Mail Ballot	748
Total	748
0051727	
Poll Place	592
Vote by Mail	592
Mail Ballot	592
Total	592
0051728	
Poll Place	559
Vote by Mail	559
Mail Ballot	559
Total	559
0052033	
Poll Place	475
Vote by Mail	475
Mail Ballot	475
Total	475

Precinct	JOSEPH R. BIDEN FOR PRESIDENT (DEM)		DONALD J. TRUMP FOR PRESIDENT (REP)	
0051331				
Poll Place	60	56.60%	41	38.68%
Vote by Mail	358	55.33%	273	42.19%
Mail Ballot	0		0	
Total	418	55.51%	314	41.70%
0051332				
Poll Place	22	30.99%	47	66.20%
Vote by Mail	405	59.82%	256	37.81%
Mail Ballot	0		0	
Total	427	57.09%	303	40.51%
0051690				
Poll Place	32	72.73%	10	22.73%
Vote by Mail	188	70.41%	70	26.22%
Mail Ballot	0		0	
Total	220	70.74%	80	25.72%
0051727				
Poll Place	30	35.29%	54	63.53%
Vote by Mail	178	51.45%	159	45.95%
Mail Ballot	0		0	
Total	208	48.26%	213	49.42%
0051728				
Poll Place	33	43.42%	43	56.58%
Vote by Mail	164	52.90%	141	45.48%
Mail Ballot	0		0	
Total	197	51.04%	184	47.67%
0052033				
Poll Place	21	67.74%	10	32.26%
Vote by Mail	109	76.76%	27	19.01%
Mail Ballot	0		0	
Total	130	75.14%	37	21.39%

Precinct	GLORIA LA RIVA FOR PRESIDENT (PF)		ROQUE "ROCKY" DE LA FUENTE GUERRA FOR PRESIDENT (AIP)		HOWIE HAWKINS FOR PRESIDENT (GRN)		JO JORGENSEN FOR PRESIDENT (LIB)		Total Votes	Brian Carroll Qualified Write In		Mark Charles Qualified Write In	
0051331													
Poll Place	2	1.89%	2	1.89%	0	0.00%	1	0.94%	106	0	0.00%	0	0.00%
Vote by Mail	3	0.46%	2	0.31%	4	0.62%	7	1.08%	647	0	0.00%	0	0.00%
Mail Ballot	0		0		0		0		0	0		0	
Total	5	0.66%	4	0.53%	4	0.53%	8	1.06%	753	0	0.00%	0	0.00%
0051332													
Poll Place	0	0.00%	1	1.41%	0	0.00%	1	1.41%	71	0	0.00%	0	0.00%
Vote by Mail	2	0.30%	4	0.59%	5	0.74%	5	0.74%	677	0	0.00%	0	0.00%
Mail Ballot	0		0		0		0		0	0		0	
Total	2	0.27%	5	0.67%	5	0.67%	6	0.80%	748	0	0.00%	0	0.00%
0051690													
Poll Place	2	4.55%	0	0.00%	0	0.00%	0	0.00%	44	0	0.00%	0	0.00%
Vote by Mail	4	1.50%	0	0.00%	3	1.12%	2	0.75%	267	0	0.00%	0	0.00%
Mail Ballot	0		0		0		0		0	0		0	
Total	6	1.93%	0	0.00%	3	0.96%	2	0.64%	311	0	0.00%	0	0.00%
0051727													
Poll Place	0	0.00%	0	0.00%	0	0.00%	1	1.18%	85	0	0.00%	0	0.00%
Vote by Mail	0	0.00%	4	1.16%	1	0.29%	4	1.16%	346	0	0.00%	0	0.00%
Mail Ballot	0		0		0		0		0	0		0	
Total	0	0.00%	4	0.93%	1	0.23%	5	1.16%	431	0	0.00%	0	0.00%
0051728													
Poll Place	0	0.00%	0	0.00%	0	0.00%	0	0.00%	76	0	0.00%	0	0.00%
Vote by Mail	0	0.00%	1	0.32%	1	0.32%	3	0.97%	310	0	0.00%	0	0.00%
Mail Ballot	0		0		0		0		0	0		0	
Total	0	0.00%	1	0.26%	1	0.26%	3	0.78%	386	0	0.00%	0	0.00%
0052033													
Poll Place	0	0.00%	0	0.00%	0	0.00%	0	0.00%	31	0	0.00%	0	0.00%
Vote by Mail	4	2.82%	1	0.70%	0	0.00%	1	0.70%	142	0	0.00%	0	0.00%
Mail Ballot	0		0		0		0		0	0		0	
Total	4	2.31%	1	0.58%	0	0.00%	1	0.58%	173	0	0.00%	0	0.00%

Precinct	Joseph Kishore Qualified Write In		Brock Pierce Qualified Write In		Jesse Ventura Qualified Write In	
0051331						
Poll Place	0	0.00%	0	0.00%	0	0.00%
Vote by Mail	0	0.00%	0	0.00%	0	0.00%
Mail Ballot	0		0		0	
Total	0	0.00%	0	0.00%	0	0.00%
0051332						
Poll Place	0	0.00%	0	0.00%	0	0.00%
Vote by Mail	0	0.00%	0	0.00%	0	0.00%
Mail Ballot	0		0		0	
Total	0	0.00%	0	0.00%	0	0.00%
0051690						
Poll Place	0	0.00%	0	0.00%	0	0.00%
Vote by Mail	0	0.00%	0	0.00%	0	0.00%
Mail Ballot	0		0		0	
Total	0	0.00%	0	0.00%	0	0.00%
0051727						
Poll Place	0	0.00%	0	0.00%	0	0.00%
Vote by Mail	0	0.00%	0	0.00%	0	0.00%
Mail Ballot	0		0		0	
Total	0	0.00%	0	0.00%	0	0.00%
0051728						
Poll Place	0	0.00%	0	0.00%	0	0.00%
Vote by Mail	0	0.00%	0	0.00%	0	0.00%
Mail Ballot	0		0		0	
Total	0	0.00%	0	0.00%	0	0.00%
0052033						
Poll Place	0	0.00%	0	0.00%	0	0.00%
Vote by Mail	0	0.00%	0	0.00%	0	0.00%
Mail Ballot	0		0		0	
Total	0	0.00%	0	0.00%	0	0.00%

Precinct	Registered Voters
0052034	
Poll Place	797
Vote by Mail	797
Mail Ballot	797
Total	797
0052070	
Poll Place	978
Vote by Mail	978
Mail Ballot	978
Total	978
0052080	
Poll Place	1,001
Vote by Mail	1,001
Mail Ballot	1,001
Total	1,001
0052110	
Poll Place	895
Vote by Mail	895
Mail Ballot	895
Total	895
0052180	
Poll Place	753
Vote by Mail	753
Mail Ballot	753
Total	753
0052182	
Poll Place	641
Vote by Mail	641
Mail Ballot	641
Total	641

Precinct	JOSEPH R. BIDEN FOR PRESIDENT (DEM)		DONALD J. TRUMP FOR PRESIDENT (REP)	
0052034				
Poll Place	40	56.34%	30	42.25%
Vote by Mail	256	75.52%	73	21.53%
Mail Ballot	0		0	
Total	296	72.20%	103	25.12%
0052070				
Poll Place	54	62.79%	30	34.88%
Vote by Mail	299	74.19%	95	23.57%
Mail Ballot	0		0	
Total	353	72.19%	125	25.56%
0052080				
Poll Place	37	62.71%	21	35.59%
Vote by Mail	281	72.05%	97	24.87%
Mail Ballot	0		0	
Total	318	70.82%	118	26.28%
0052110				
Poll Place	39	62.90%	19	30.65%
Vote by Mail	229	69.60%	90	27.36%
Mail Ballot	0		0	
Total	268	68.54%	109	27.88%
0052180				
Poll Place	52	71.23%	20	27.40%
Vote by Mail	285	77.66%	78	21.25%
Mail Ballot	0		0	
Total	337	76.59%	98	22.27%
0052182				
Poll Place	22	66.67%	10	30.30%
Vote by Mail	253	78.09%	62	19.14%
Mail Ballot	0		0	
Total	275	77.03%	72	20.17%

Precinct	GLORIA LA RIVA FOR PRESIDENT (PF)		ROQUE "ROCKY" DE LA FUENTE GUERRA FOR PRESIDENT (AIP)		HOWIE HAWKINS FOR PRESIDENT (GRN)		JO JORGENSEN FOR PRESIDENT (LIB)		Total Votes	Brian Carroll Qualified Write In		Mark Charles Qualified Write In	
0052034													
Poll Place	0	0.00%	0	0.00%	1	1.41%	0	0.00%	71	0	0.00%	0	0.00%
Vote by Mail	2	0.59%	3	0.88%	3	0.88%	2	0.59%	339	0	0.00%	0	0.00%
Mail Ballot	0		0		0		0		0	0		0	
Total	2	0.49%	3	0.73%	4	0.98%	2	0.49%	410	0	0.00%	0	0.00%
0052070													
Poll Place	2	2.33%	0	0.00%	0	0.00%	0	0.00%	86	0	0.00%	0	0.00%
Vote by Mail	2	0.50%	2	0.50%	3	0.74%	2	0.50%	403	0	0.00%	0	0.00%
Mail Ballot	0		0		0		0		0	0		0	
Total	4	0.82%	2	0.41%	3	0.61%	2	0.41%	489	0	0.00%	0	0.00%
0052080													
Poll Place	1	1.69%	0	0.00%	0	0.00%	0	0.00%	59	0	0.00%	0	0.00%
Vote by Mail	5	1.28%	3	0.77%	2	0.51%	2	0.51%	390	0	0.00%	0	0.00%
Mail Ballot	0		0		0		0		0	0		0	
Total	6	1.34%	3	0.67%	2	0.45%	2	0.45%	449	0	0.00%	0	0.00%
0052110													
Poll Place	1	1.61%	2	3.23%	0	0.00%	1	1.61%	62	0	0.00%	0	0.00%
Vote by Mail	4	1.22%	2	0.61%	2	0.61%	2	0.61%	329	0	0.00%	0	0.00%
Mail Ballot	0		0		0		0		0	0		0	
Total	5	1.28%	4	1.02%	2	0.51%	3	0.77%	391	0	0.00%	0	0.00%
0052180													
Poll Place	0	0.00%	0	0.00%	0	0.00%	1	1.37%	73	0	0.00%	0	0.00%
Vote by Mail	1	0.27%	0	0.00%	1	0.27%	2	0.54%	367	0	0.00%	0	0.00%
Mail Ballot	0		0		0		0		0	0		0	
Total	1	0.23%	0	0.00%	1	0.23%	3	0.68%	440	0	0.00%	0	0.00%
0052182													
Poll Place	1	3.03%	0	0.00%	0	0.00%	0	0.00%	33	0	0.00%	0	0.00%
Vote by Mail	3	0.93%	3	0.93%	0	0.00%	3	0.93%	324	0	0.00%	0	0.00%
Mail Ballot	0		0		0		0		0	0		0	
Total	4	1.12%	3	0.84%	0	0.00%	3	0.84%	357	0	0.00%	0	0.00%

Precinct	Joseph Kishore Qualified Write In		Brock Pierce Qualified Write In		Jesse Ventura Qualified Write In	
0052034						
Poll Place	0	0.00%	0	0.00%	0	0.00%
Vote by Mail	0	0.00%	0	0.00%	0	0.00%
Mail Ballot	0		0		0	
Total	0	0.00%	0	0.00%	0	0.00%
0052070						
Poll Place	0	0.00%	0	0.00%	0	0.00%
Vote by Mail	0	0.00%	0	0.00%	0	0.00%
Mail Ballot	0		0		0	
Total	0	0.00%	0	0.00%	0	0.00%
0052080						
Poll Place	0	0.00%	0	0.00%	0	0.00%
Vote by Mail	0	0.00%	0	0.00%	0	0.00%
Mail Ballot	0		0		0	
Total	0	0.00%	0	0.00%	0	0.00%
0052110						
Poll Place	0	0.00%	0	0.00%	0	0.00%
Vote by Mail	0	0.00%	0	0.00%	0	0.00%
Mail Ballot	0		0		0	
Total	0	0.00%	0	0.00%	0	0.00%
0052180						
Poll Place	0	0.00%	0	0.00%	0	0.00%
Vote by Mail	0	0.00%	0	0.00%	0	0.00%
Mail Ballot	0		0		0	
Total	0	0.00%	0	0.00%	0	0.00%
0052182						
Poll Place	0	0.00%	0	0.00%	0	0.00%
Vote by Mail	0	0.00%	0	0.00%	0	0.00%
Mail Ballot	0		0		0	
Total	0	0.00%	0	0.00%	0	0.00%

Precinct	Registered Voters
0052183	
Poll Place	929
Vote by Mail	929
Mail Ballot	929
Total	929
0052184	
Poll Place	890
Vote by Mail	890
Mail Ballot	890
Total	890
0052185	
Poll Place	410
Vote by Mail	410
Mail Ballot	410
Total	410
0052400	
Poll Place	1,170
Vote by Mail	1,170
Mail Ballot	1,170
Total	1,170
0052490	
Poll Place	1,059
Vote by Mail	1,059
Mail Ballot	1,059
Total	1,059
7010010	
Poll Place	2
Vote by Mail	2
Mail Ballot	2
Total	2

Precinct	JOSEPH R. BIDEN FOR PRESIDENT (DEM)		DONALD J. TRUMP FOR PRESIDENT (REP)	
0052183				
Poll Place	65	74.71%	18	20.69%
Vote by Mail	319	76.13%	90	21.48%
Mail Ballot	0		0	
Total	384	75.89%	108	21.34%
0052184				
Poll Place	48	71.64%	17	25.37%
Vote by Mail	366	81.88%	70	15.66%
Mail Ballot	0		0	
Total	414	80.54%	87	16.93%
0052185				
Poll Place	37	63.79%	20	34.48%
Vote by Mail	118	69.41%	51	30.00%
Mail Ballot	0		0	
Total	155	67.98%	71	31.14%
0052400				
Poll Place	26	56.52%	19	41.30%
Vote by Mail	376	78.33%	96	20.00%
Mail Ballot	0		0	
Total	402	76.43%	115	21.86%
0052490				
Poll Place	39	50.00%	37	47.44%
Vote by Mail	343	71.91%	125	26.21%
Mail Ballot	0		0	
Total	382	68.83%	162	29.19%
7010010				
Poll Place	0		0	
Vote by Mail	0		0	
Mail Ballot	0	0.00%	2	100.00%
Total	0	0.00%	2	100.00%

Precinct	GLORIA LA RIVA FOR PRESIDENT (PF)		ROQUE "ROCKY" DE LA FUENTE GUERRA FOR PRESIDENT (AIP)		HOWIE HAWKINS FOR PRESIDENT (GRN)		JO JORGENSEN FOR PRESIDENT (LIB)		Total Votes	Brian Carroll Qualified Write In	Mark Charles Qualified Write In		
0052183													
Poll Place	2	2.30%	0	0.00%	2	2.30%	0	0.00%	87	0	0.00%	0	0.00%
Vote by Mail	3	0.72%	1	0.24%	1	0.24%	5	1.19%	419	0	0.00%	0	0.00%
Mail Ballot	0		0		0		0		0	0		0	
Total	5	0.99%	1	0.20%	3	0.59%	5	0.99%	506	0	0.00%	0	0.00%
0052184													
Poll Place	0	0.00%	2	2.99%	0	0.00%	0	0.00%	67	0	0.00%	0	0.00%
Vote by Mail	5	1.12%	1	0.22%	1	0.22%	4	0.89%	447	0	0.00%	0	0.00%
Mail Ballot	0		0		0		0		0	0		0	
Total	5	0.97%	3	0.58%	1	0.19%	4	0.78%	514	0	0.00%	0	0.00%
0052185													
Poll Place	0	0.00%	1	1.72%	0	0.00%	0	0.00%	58	0	0.00%	0	0.00%
Vote by Mail	0	0.00%	0	0.00%	0	0.00%	1	0.59%	170	0	0.00%	0	0.00%
Mail Ballot	0		0		0		0		0	0		0	
Total	0	0.00%	1	0.44%	0	0.00%	1	0.44%	228	0	0.00%	0	0.00%
0052400													
Poll Place	1	2.17%	0	0.00%	0	0.00%	0	0.00%	46	0	0.00%	0	0.00%
Vote by Mail	4	0.83%	2	0.42%	1	0.21%	1	0.21%	480	0	0.00%	0	0.00%
Mail Ballot	0		0		0		0		0	0		0	
Total	5	0.95%	2	0.38%	1	0.19%	1	0.19%	526	0	0.00%	0	0.00%
0052490													
Poll Place	1	1.28%	0	0.00%	0	0.00%	1	1.28%	78	0	0.00%	0	0.00%
Vote by Mail	3	0.63%	2	0.42%	1	0.21%	2	0.42%	477	0	0.00%	0	0.00%
Mail Ballot	0		0		0		0		0	0		0	
Total	4	0.72%	2	0.36%	1	0.18%	3	0.54%	555	0	0.00%	0	0.00%
7010010													
Poll Place	0		0		0		0		0	0		0	
Vote by Mail	0		0		0		0		0	0		0	
Mail Ballot	0	0.00%	0	0.00%	0	0.00%	0	0.00%	2	0	0.00%	0	0.00%
Total	0	0.00%	0	0.00%	0	0.00%	0	0.00%	2	0	0.00%	0	0.00%

Precinct	Joseph Kishore Qualified Write In		Brock Pierce Qualified Write In		Jesse Ventura Qualified Write In	
0052183						
Poll Place	0	0.00%	0	0.00%	0	0.00%
Vote by Mail	0	0.00%	0	0.00%	0	0.00%
Mail Ballot	0		0		0	
Total	0	0.00%	0	0.00%	0	0.00%
0052184						
Poll Place	0	0.00%	0	0.00%	0	0.00%
Vote by Mail	0	0.00%	0	0.00%	0	0.00%
Mail Ballot	0		0		0	
Total	0	0.00%	0	0.00%	0	0.00%
0052185						
Poll Place	0	0.00%	0	0.00%	0	0.00%
Vote by Mail	0	0.00%	0	0.00%	0	0.00%
Mail Ballot	0		0		0	
Total	0	0.00%	0	0.00%	0	0.00%
0052400						
Poll Place	0	0.00%	0	0.00%	0	0.00%
Vote by Mail	0	0.00%	0	0.00%	0	0.00%
Mail Ballot	0		0		0	
Total	0	0.00%	0	0.00%	0	0.00%
0052490						
Poll Place	0	0.00%	0	0.00%	0	0.00%
Vote by Mail	0	0.00%	0	0.00%	1	0.21%
Mail Ballot	0		0		0	
Total	0	0.00%	0	0.00%	1	0.18%
7010010						
Poll Place	0		0		0	
Vote by Mail	0		0		0	
Mail Ballot	0	0.00%	0	0.00%	0	0.00%
Total	0	0.00%	0	0.00%	0	0.00%

Precinct	Registered Voters
7010015	
Poll Place	3
Vote by Mail	3
Mail Ballot	3
Total	3
7010050	
Poll Place	13
Vote by Mail	13
Mail Ballot	13
Total	13
7010080	
Poll Place	250
Vote by Mail	250
Mail Ballot	250
Total	250
7010084	
Poll Place	119
Vote by Mail	119
Mail Ballot	119
Total	119
7010085	
Poll Place	367
Vote by Mail	367
Mail Ballot	367
Total	367
7010090	
Poll Place	205
Vote by Mail	205
Mail Ballot	205
Total	205

Precinct	JOSEPH R. BIDEN FOR PRESIDENT (DEM)		DONALD J. TRUMP FOR PRESIDENT (REP)	
7010015				
Poll Place	0		0	
Vote by Mail	0		0	
Mail Ballot	0	0.00%	2	100.00%
Total	0	0.00%	2	100.00%
7010050				
Poll Place	0		0	
Vote by Mail	0		0	
Mail Ballot	1	16.67%	5	83.33%
Total	1	16.67%	5	83.33%
7010080				
Poll Place	0		0	
Vote by Mail	0		0	
Mail Ballot	47	21.56%	168	77.06%
Total	47	21.56%	168	77.06%
7010084				
Poll Place	0		0	
Vote by Mail	0		0	
Mail Ballot	21	30.43%	48	69.57%
Total	21	30.43%	48	69.57%
7010085				
Poll Place	0		0	
Vote by Mail	0		0	
Mail Ballot	58	18.47%	254	80.89%
Total	58	18.47%	254	80.89%
7010090				
Poll Place	0		0	
Vote by Mail	0		0	
Mail Ballot	33	22.76%	110	75.86%
Total	33	22.76%	110	75.86%

Precinct	GLORIA LA RIVA FOR PRESIDENT (PF)		ROQUE "ROCKY" DE LA FUENTE GUERRA FOR PRESIDENT (AIP)		HOWIE HAWKINS FOR PRESIDENT (GRN)		JO JORGENSEN FOR PRESIDENT (LIB)		Total Votes	Brian Carroll Qualified Write In		Mark Charles Qualified Write In	
7010015													
Poll Place	0		0		0		0		0	0		0	
Vote by Mail	0		0		0		0		0	0		0	
Mail Ballot	0	0.00%	0	0.00%	0	0.00%	0	0.00%	2	0	0.00%	0	0.00%
Total	0	0.00%	0	0.00%	0	0.00%	0	0.00%	2	0	0.00%	0	0.00%
7010050													
Poll Place	0		0		0		0		0	0		0	
Vote by Mail	0		0		0		0		0	0		0	
Mail Ballot	0	0.00%	0	0.00%	0	0.00%	0	0.00%	6	0	0.00%	0	0.00%
Total	0	0.00%	0	0.00%	0	0.00%	0	0.00%	6	0	0.00%	0	0.00%
7010080													
Poll Place	0		0		0		0		0	0		0	
Vote by Mail	0		0		0		0		0	0		0	
Mail Ballot	0	0.00%	0	0.00%	0	0.00%	3	1.38%	218	0	0.00%	0	0.00%
Total	0	0.00%	0	0.00%	0	0.00%	3	1.38%	218	0	0.00%	0	0.00%
7010084													
Poll Place	0		0		0		0		0	0		0	
Vote by Mail	0		0		0		0		0	0		0	
Mail Ballot	0	0.00%	0	0.00%	0	0.00%	0	0.00%	69	0	0.00%	0	0.00%
Total	0	0.00%	0	0.00%	0	0.00%	0	0.00%	69	0	0.00%	0	0.00%
7010085													
Poll Place	0		0		0		0		0	0		0	
Vote by Mail	0		0		0		0		0	0		0	
Mail Ballot	0	0.00%	0	0.00%	0	0.00%	2	0.64%	314	0	0.00%	0	0.00%
Total	0	0.00%	0	0.00%	0	0.00%	2	0.64%	314	0	0.00%	0	0.00%
7010090													
Poll Place	0		0		0		0		0	0		0	
Vote by Mail	0		0		0		0		0	0		0	
Mail Ballot	0	0.00%	0	0.00%	0	0.00%	2	1.38%	145	0	0.00%	0	0.00%
Total	0	0.00%	0	0.00%	0	0.00%	2	1.38%	145	0	0.00%	0	0.00%

Precinct	Joseph Kishore Qualified Write In		Brock Pierce Qualified Write In		Jesse Ventura Qualified Write In	
7010015						
Poll Place	0		0		0	
Vote by Mail	0		0		0	
Mail Ballot	0	0.00%	0	0.00%	0	0.00%
Total	0	0.00%	0	0.00%	0	0.00%
7010050						
Poll Place	0		0		0	
Vote by Mail	0		0		0	
Mail Ballot	0	0.00%	0	0.00%	0	0.00%
Total	0	0.00%	0	0.00%	0	0.00%
7010080						
Poll Place	0		0		0	
Vote by Mail	0		0		0	
Mail Ballot	0	0.00%	0	0.00%	0	0.00%
Total	0	0.00%	0	0.00%	0	0.00%
7010084						
Poll Place	0		0		0	
Vote by Mail	0		0		0	
Mail Ballot	0	0.00%	0	0.00%	0	0.00%
Total	0	0.00%	0	0.00%	0	0.00%
7010085						
Poll Place	0		0		0	
Vote by Mail	0		0		0	
Mail Ballot	0	0.00%	0	0.00%	0	0.00%
Total	0	0.00%	0	0.00%	0	0.00%
7010090						
Poll Place	0		0		0	
Vote by Mail	0		0		0	
Mail Ballot	0	0.00%	0	0.00%	0	0.00%
Total	0	0.00%	0	0.00%	0	0.00%

Precinct	Registered Voters
7010225	
Poll Place	3
Vote by Mail	3
Mail Ballot	3
Total	3
7010226	
Poll Place	80
Vote by Mail	80
Mail Ballot	80
Total	80
7010229	
Poll Place	96
Vote by Mail	96
Mail Ballot	96
Total	96
7011135	
Poll Place	65
Vote by Mail	65
Mail Ballot	65
Total	65
7011153	
Poll Place	371
Vote by Mail	371
Mail Ballot	371
Total	371
7011171	
Poll Place	151
Vote by Mail	151
Mail Ballot	151
Total	151

Precinct	JOSEPH R. BIDEN FOR PRESIDENT (DEM)		DONALD J. TRUMP FOR PRESIDENT (REP)	
7010225				
Poll Place	0		0	
Vote by Mail	0		0	
Mail Ballot	1	33.33%	2	66.67%
Total	1	33.33%	2	66.67%
7010226				
Poll Place	0		0	
Vote by Mail	0		0	
Mail Ballot	19	27.94%	45	66.18%
Total	19	27.94%	45	66.18%
7010229				
Poll Place	0		0	
Vote by Mail	0		0	
Mail Ballot	33	52.38%	27	42.86%
Total	33	52.38%	27	42.86%
7011135				
Poll Place	0		0	
Vote by Mail	0		0	
Mail Ballot	16	35.56%	26	57.78%
Total	16	35.56%	26	57.78%
7011153				
Poll Place	0		0	
Vote by Mail	0		0	
Mail Ballot	115	48.73%	120	50.85%
Total	115	48.73%	120	50.85%
7011171				
Poll Place	0		0	
Vote by Mail	0		0	
Mail Ballot	39	42.39%	53	57.61%
Total	39	42.39%	53	57.61%

Precinct	GLORIA LA RIVA FOR PRESIDENT (PF)		ROQUE "ROCKY" DE LA FUENTE GUERRA FOR PRESIDENT (AIP)		HOWIE HAWKINS FOR PRESIDENT (GRN)		JO JORGENSEN FOR PRESIDENT (LIB)		Total Votes	Brian Carroll Qualified Write In		Mark Charles Qualified Write In	
7010225													
Poll Place	0		0		0		0		0	0		0	
Vote by Mail	0		0		0		0		0	0		0	
Mail Ballot	0	0.00%	0	0.00%	0	0.00%	0	0.00%	3	0	0.00%	0	0.00%
Total	0	0.00%	0	0.00%	0	0.00%	0	0.00%	3	0	0.00%	0	0.00%
7010226													
Poll Place	0		0		0		0		0	0		0	
Vote by Mail	0		0		0		0		0	0		0	
Mail Ballot	2	2.94%	0	0.00%	0	0.00%	2	2.94%	68	0	0.00%	0	0.00%
Total	2	2.94%	0	0.00%	0	0.00%	2	2.94%	68	0	0.00%	0	0.00%
7010229													
Poll Place	0		0		0		0		0	0		0	
Vote by Mail	0		0		0		0		0	0		0	
Mail Ballot	1	1.59%	0	0.00%	1	1.59%	1	1.59%	63	0	0.00%	0	0.00%
Total	1	1.59%	0	0.00%	1	1.59%	1	1.59%	63	0	0.00%	0	0.00%
7011135													
Poll Place	0		0		0		0		0	0		0	
Vote by Mail	0		0		0		0		0	0		0	
Mail Ballot	2	4.44%	0	0.00%	0	0.00%	1	2.22%	45	0	0.00%	0	0.00%
Total	2	4.44%	0	0.00%	0	0.00%	1	2.22%	45	0	0.00%	0	0.00%
7011153													
Poll Place	0		0		0		0		0	0		0	
Vote by Mail	0		0		0		0		0	0		0	
Mail Ballot	1	0.42%	0	0.00%	0	0.00%	0	0.00%	236	0	0.00%	0	0.00%
Total	1	0.42%	0	0.00%	0	0.00%	0	0.00%	236	0	0.00%	0	0.00%
7011171													
Poll Place	0		0		0		0		0	0		0	
Vote by Mail	0		0		0		0		0	0		0	
Mail Ballot	0	0.00%	0	0.00%	0	0.00%	0	0.00%	92	0	0.00%	0	0.00%
Total	0	0.00%	0	0.00%	0	0.00%	0	0.00%	92	0	0.00%	0	0.00%

Precinct	Joseph Kishore Qualified Write In		Brock Pierce Qualified Write In		Jesse Ventura Qualified Write In	
7010225						
Poll Place	0		0		0	
Vote by Mail	0		0		0	
Mail Ballot	0	0.00%	0	0.00%	0	0.00%
Total	0	0.00%	0	0.00%	0	0.00%
7010226						
Poll Place	0		0		0	
Vote by Mail	0		0		0	
Mail Ballot	0	0.00%	0	0.00%	0	0.00%
Total	0	0.00%	0	0.00%	0	0.00%
7010229						
Poll Place	0		0		0	
Vote by Mail	0		0		0	
Mail Ballot	0	0.00%	0	0.00%	0	0.00%
Total	0	0.00%	0	0.00%	0	0.00%
7011135						
Poll Place	0		0		0	
Vote by Mail	0		0		0	
Mail Ballot	0	0.00%	0	0.00%	0	0.00%
Total	0	0.00%	0	0.00%	0	0.00%
7011153						
Poll Place	0		0		0	
Vote by Mail	0		0		0	
Mail Ballot	0	0.00%	0	0.00%	0	0.00%
Total	0	0.00%	0	0.00%	0	0.00%
7011171						
Poll Place	0		0		0	
Vote by Mail	0		0		0	
Mail Ballot	0	0.00%	0	0.00%	0	0.00%
Total	0	0.00%	0	0.00%	0	0.00%

Precinct	Registered Voters
7011200	
Poll Place	0
Vote by Mail	0
Mail Ballot	0
Total	0
7011202	
Poll Place	244
Vote by Mail	244
Mail Ballot	244
Total	244
7011208	
Poll Place	11
Vote by Mail	11
Mail Ballot	11
Total	11
7011209	
Poll Place	191
Vote by Mail	191
Mail Ballot	191
Total	191
7011290	
Poll Place	224
Vote by Mail	224
Mail Ballot	224
Total	224
7011382	
Poll Place	14
Vote by Mail	14
Mail Ballot	14
Total	14

Precinct	JOSEPH R. BIDEN FOR PRESIDENT (DEM)		DONALD J. TRUMP FOR PRESIDENT (REP)	
7011200				
Poll Place	0		0	
Vote by Mail	0		0	
Mail Ballot	0		0	
Total	0		0	
7011202				
Poll Place	0		0	
Vote by Mail	0		0	
Mail Ballot	39	21.67%	140	77.78%
Total	39	21.67%	140	77.78%
7011208				
Poll Place	0		0	
Vote by Mail	0		0	
Mail Ballot	3	50.00%	3	50.00%
Total	3	50.00%	3	50.00%
7011209				
Poll Place	0		0	
Vote by Mail	0		0	
Mail Ballot	57	63.33%	31	34.44%
Total	57	63.33%	31	34.44%
7011290				
Poll Place	0		0	
Vote by Mail	0		0	
Mail Ballot	43	26.54%	118	72.84%
Total	43	26.54%	118	72.84%
7011382				
Poll Place	0		0	
Vote by Mail	0		0	
Mail Ballot	0	0.00%	10	100.00%
Total	0	0.00%	10	100.00%

Precinct	GLORIA LA RIVA FOR PRESIDENT (PF)		ROQUE "ROCKY" DE LA FUENTE GUERRA FOR PRESIDENT (AIP)		HOWIE HAWKINS FOR PRESIDENT (GRN)		JO JORGENSEN FOR PRESIDENT (LIB)		Total Votes	Brian Carroll Qualified Write In	Mark Charles Qualified Write In
7011200											
Poll Place	0		0		0		0		0	0	0
Vote by Mail	0		0		0		0		0	0	0
Mail Ballot	0		0		0		0		0	0	0
Total	0		0		0		0		0	0	0
7011202											
Poll Place	0		0		0		0		0	0	0
Vote by Mail	0		0		0		0		0	0	0
Mail Ballot	0	0.00%	1	0.56%	0	0.00%	0	0.00%	180	0	0.00%
Total	0	0.00%	1	0.56%	0	0.00%	0	0.00%	180	0	0.00%
7011208											
Poll Place	0		0		0		0		0	0	0
Vote by Mail	0		0		0		0		0	0	0
Mail Ballot	0	0.00%	0	0.00%	0	0.00%	0	0.00%	6	0	0.00%
Total	0	0.00%	0	0.00%	0	0.00%	0	0.00%	6	0	0.00%
7011209											
Poll Place	0		0		0		0		0	0	0
Vote by Mail	0		0		0		0		0	0	0
Mail Ballot	0	0.00%	0	0.00%	0	0.00%	2	2.22%	90	0	0.00%
Total	0	0.00%	0	0.00%	0	0.00%	2	2.22%	90	0	0.00%
7011290											
Poll Place	0		0		0		0		0	0	0
Vote by Mail	0		0		0		0		0	0	0
Mail Ballot	0	0.00%	1	0.62%	0	0.00%	0	0.00%	162	0	0.00%
Total	0	0.00%	1	0.62%	0	0.00%	0	0.00%	162	0	0.00%
7011382											
Poll Place	0		0		0		0		0	0	0
Vote by Mail	0		0		0		0		0	0	0
Mail Ballot	0	0.00%	0	0.00%	0	0.00%	0	0.00%	10	0	0.00%
Total	0	0.00%	0	0.00%	0	0.00%	0	0.00%	10	0	0.00%

Precinct	Joseph Kishore Qualified Write In		Brock Pierce Qualified Write In		Jesse Ventura Qualified Write In	
7011200						
Poll Place	0		0		0	
Vote by Mail	0		0		0	
Mail Ballot	0		0		0	
Total	0		0		0	
7011202						
Poll Place	0		0		0	
Vote by Mail	0		0		0	
Mail Ballot	0	0.00%	0	0.00%	0	0.00%
Total	0	0.00%	0	0.00%	0	0.00%
7011208						
Poll Place	0		0		0	
Vote by Mail	0		0		0	
Mail Ballot	0	0.00%	0	0.00%	0	0.00%
Total	0	0.00%	0	0.00%	0	0.00%
7011209						
Poll Place	0		0		0	
Vote by Mail	0		0		0	
Mail Ballot	0	0.00%	0	0.00%	0	0.00%
Total	0	0.00%	0	0.00%	0	0.00%
7011290						
Poll Place	0		0		0	
Vote by Mail	0		0		0	
Mail Ballot	0	0.00%	0	0.00%	0	0.00%
Total	0	0.00%	0	0.00%	0	0.00%
7011382						
Poll Place	0		0		0	
Vote by Mail	0		0		0	
Mail Ballot	0	0.00%	0	0.00%	0	0.00%
Total	0	0.00%	0	0.00%	0	0.00%

Precinct	Registered Voters
7011391	
Poll Place	26
Vote by Mail	26
Mail Ballot	26
Total	26
7011538	
Poll Place	176
Vote by Mail	176
Mail Ballot	176
Total	176
7011541	
Poll Place	1
Vote by Mail	1
Mail Ballot	1
Total	1
7011542	
Poll Place	5
Vote by Mail	5
Mail Ballot	5
Total	5
7011627	
Poll Place	0
Vote by Mail	0
Mail Ballot	0
Total	0
7011632	
Poll Place	92
Vote by Mail	92
Mail Ballot	92
Total	92

Precinct	JOSEPH R. BIDEN FOR PRESIDENT (DEM)		DONALD J. TRUMP FOR PRESIDENT (REP)	
7011391				
Poll Place	0		0	
Vote by Mail	0		0	
Mail Ballot	6	28.57%	15	71.43%
Total	6	28.57%	15	71.43%
7011538				
Poll Place	0		0	
Vote by Mail	0		0	
Mail Ballot	21	13.91%	129	85.43%
Total	21	13.91%	129	85.43%
7011541				
Poll Place	0		0	
Vote by Mail	0		0	
Mail Ballot	0	0.00%	1	100.00%
Total	0	0.00%	1	100.00%
7011542				
Poll Place	0		0	
Vote by Mail	0		0	
Mail Ballot	1	100.00%	0	0.00%
Total	1	100.00%	0	0.00%
7011627				
Poll Place	0		0	
Vote by Mail	0		0	
Mail Ballot	0		0	
Total	0		0	
7011632				
Poll Place	0		0	
Vote by Mail	0		0	
Mail Ballot	30	48.39%	31	50.00%
Total	30	48.39%	31	50.00%

Precinct	GLORIA LA RIVA FOR PRESIDENT (PF)		ROQUE "ROCKY" DE LA FUENTE GUERRA FOR PRESIDENT (AIP)		HOWIE HAWKINS FOR PRESIDENT (GRN)		JO JORGENSEN FOR PRESIDENT (LIB)		Total Votes	Brian Carroll Qualified Write In		Mark Charles Qualified Write In	
7011391													
Poll Place	0		0		0		0		0	0		0	
Vote by Mail	0		0		0		0		0	0		0	
Mail Ballot	0	0.00%	0	0.00%	0	0.00%	0	0.00%	21	0	0.00%	0	0.00%
Total	0	0.00%	0	0.00%	0	0.00%	0	0.00%	21	0	0.00%	0	0.00%
7011538													
Poll Place	0		0		0		0		0	0		0	
Vote by Mail	0		0		0		0		0	0		0	
Mail Ballot	0	0.00%	1	0.66%	0	0.00%	0	0.00%	151	0	0.00%	0	0.00%
Total	0	0.00%	1	0.66%	0	0.00%	0	0.00%	151	0	0.00%	0	0.00%
7011541													
Poll Place	0		0		0		0		0	0		0	
Vote by Mail	0		0		0		0		0	0		0	
Mail Ballot	0	0.00%	0	0.00%	0	0.00%	0	0.00%	1	0	0.00%	0	0.00%
Total	0	0.00%	0	0.00%	0	0.00%	0	0.00%	1	0	0.00%	0	0.00%
7011542													
Poll Place	0		0		0		0		0	0		0	
Vote by Mail	0		0		0		0		0	0		0	
Mail Ballot	0	0.00%	0	0.00%	0	0.00%	0	0.00%	1	0	0.00%	0	0.00%
Total	0	0.00%	0	0.00%	0	0.00%	0	0.00%	1	0	0.00%	0	0.00%
7011627													
Poll Place	0		0		0		0		0	0		0	
Vote by Mail	0		0		0		0		0	0		0	
Mail Ballot	0		0		0		0		0	0		0	
Total	0		0		0		0		0	0		0	
7011632													
Poll Place	0		0		0		0		0	0		0	
Vote by Mail	0		0		0		0		0	0		0	
Mail Ballot	1	1.61%	0	0.00%	0	0.00%	0	0.00%	62	0	0.00%	0	0.00%
Total	1	1.61%	0	0.00%	0	0.00%	0	0.00%	62	0	0.00%	0	0.00%

Precinct	Joseph Kishore Qualified Write In		Brock Pierce Qualified Write In		Jesse Ventura Qualified Write In	
7011391						
Poll Place	0		0		0	
Vote by Mail	0		0		0	
Mail Ballot	0	0.00%	0	0.00%	0	0.00%
Total	0	0.00%	0	0.00%	0	0.00%
7011538						
Poll Place	0		0		0	
Vote by Mail	0		0		0	
Mail Ballot	0	0.00%	0	0.00%	0	0.00%
Total	0	0.00%	0	0.00%	0	0.00%
7011541						
Poll Place	0		0		0	
Vote by Mail	0		0		0	
Mail Ballot	0	0.00%	0	0.00%	0	0.00%
Total	0	0.00%	0	0.00%	0	0.00%
7011542						
Poll Place	0		0		0	
Vote by Mail	0		0		0	
Mail Ballot	0	0.00%	0	0.00%	0	0.00%
Total	0	0.00%	0	0.00%	0	0.00%
7011627						
Poll Place	0		0		0	
Vote by Mail	0		0		0	
Mail Ballot	0		0		0	
Total	0		0		0	
7011632						
Poll Place	0		0		0	
Vote by Mail	0		0		0	
Mail Ballot	0	0.00%	0	0.00%	0	0.00%
Total	0	0.00%	0	0.00%	0	0.00%

Precinct	Registered Voters
7011683	
Poll Place	35
Vote by Mail	35
Mail Ballot	35
Total	35
7011703	
Poll Place	96
Vote by Mail	96
Mail Ballot	96
Total	96
7011719	
Poll Place	250
Vote by Mail	250
Mail Ballot	250
Total	250
7011759	
Poll Place	0
Vote by Mail	0
Mail Ballot	0
Total	0
7011760	
Poll Place	0
Vote by Mail	0
Mail Ballot	0
Total	0
7011773	
Poll Place	267
Vote by Mail	267
Mail Ballot	267
Total	267

Precinct	JOSEPH R. BIDEN FOR PRESIDENT (DEM)		DONALD J. TRUMP FOR PRESIDENT (REP)	
7011683				
Poll Place	0		0	
Vote by Mail	0		0	
Mail Ballot	5	19.23%	21	80.77%
Total	5	19.23%	21	80.77%
7011703				
Poll Place	0		0	
Vote by Mail	0		0	
Mail Ballot	8	9.30%	75	87.21%
Total	8	9.30%	75	87.21%
7011719				
Poll Place	0		0	
Vote by Mail	0		0	
Mail Ballot	64	33.16%	122	63.21%
Total	64	33.16%	122	63.21%
7011759				
Poll Place	0		0	
Vote by Mail	0		0	
Mail Ballot	0		0	
Total	0		0	
7011760				
Poll Place	0		0	
Vote by Mail	0		0	
Mail Ballot	0		0	
Total	0		0	
7011773				
Poll Place	0		0	
Vote by Mail	0		0	
Mail Ballot	56	23.53%	180	75.63%
Total	56	23.53%	180	75.63%

Precinct	GLORIA LA RIVA FOR PRESIDENT (PF)		ROQUE "ROCKY" DE LA FUENTE GUERRA FOR PRESIDENT (AIP)		HOWIE HAWKINS FOR PRESIDENT (GRN)		JO JORGENSEN FOR PRESIDENT (LIB)		Total Votes	Brian Carroll Qualified Write In		Mark Charles Qualified Write In	
7011683													
Poll Place	0		0		0		0		0	0		0	
Vote by Mail	0		0		0		0		0	0		0	
Mail Ballot	0	0.00%	0	0.00%	0	0.00%	0	0.00%	26	0	0.00%	0	0.00%
Total	0	0.00%	0	0.00%	0	0.00%	0	0.00%	26	0	0.00%	0	0.00%
7011703													
Poll Place	0		0		0		0		0	0		0	
Vote by Mail	0		0		0		0		0	0		0	
Mail Ballot	1	1.16%	0	0.00%	0	0.00%	2	2.33%	86	0	0.00%	0	0.00%
Total	1	1.16%	0	0.00%	0	0.00%	2	2.33%	86	0	0.00%	0	0.00%
7011719													
Poll Place	0		0		0		0		0	0		0	
Vote by Mail	0		0		0		0		0	0		0	
Mail Ballot	3	1.55%	0	0.00%	0	0.00%	4	2.07%	193	0	0.00%	0	0.00%
Total	3	1.55%	0	0.00%	0	0.00%	4	2.07%	193	0	0.00%	0	0.00%
7011759													
Poll Place	0		0		0		0		0	0		0	
Vote by Mail	0		0		0		0		0	0		0	
Mail Ballot	0		0		0		0		0	0		0	
Total	0		0		0		0		0	0		0	
7011760													
Poll Place	0		0		0		0		0	0		0	
Vote by Mail	0		0		0		0		0	0		0	
Mail Ballot	0		0		0		0		0	0		0	
Total	0		0		0		0		0	0		0	
7011773													
Poll Place	0		0		0		0		0	0		0	
Vote by Mail	0		0		0		0		0	0		0	
Mail Ballot	0	0.00%	0	0.00%	0	0.00%	2	0.84%	238	0	0.00%	0	0.00%
Total	0	0.00%	0	0.00%	0	0.00%	2	0.84%	238	0	0.00%	0	0.00%

Precinct	Joseph Kishore Qualified Write In		Brock Pierce Qualified Write In		Jesse Ventura Qualified Write In	
7011683						
Poll Place	0		0		0	
Vote by Mail	0		0		0	
Mail Ballot	0	0.00%	0	0.00%	0	0.00%
Total	0	0.00%	0	0.00%	0	0.00%
7011703						
Poll Place	0		0		0	
Vote by Mail	0		0		0	
Mail Ballot	0	0.00%	0	0.00%	0	0.00%
Total	0	0.00%	0	0.00%	0	0.00%
7011719						
Poll Place	0		0		0	
Vote by Mail	0		0		0	
Mail Ballot	0	0.00%	0	0.00%	0	0.00%
Total	0	0.00%	0	0.00%	0	0.00%
7011759						
Poll Place	0		0		0	
Vote by Mail	0		0		0	
Mail Ballot	0	0.00%	0	0.00%	0	0.00%
Total	0	0.00%	0	0.00%	0	0.00%
7011760						
Poll Place	0		0		0	
Vote by Mail	0		0		0	
Mail Ballot	0		0		0	
Total	0		0		0	
7011773						
Poll Place	0		0		0	
Vote by Mail	0		0		0	
Mail Ballot	0	0.00%	0	0.00%	0	0.00%
Total	0	0.00%	0	0.00%	0	0.00%

Precinct	Registered Voters
7011820	
Poll Place	90
Vote by Mail	90
Mail Ballot	90
Total	90
7011835	
Poll Place	0
Vote by Mail	0
Mail Ballot	0
Total	0
7011840	
Poll Place	21
Vote by Mail	21
Mail Ballot	21
Total	21
7011870	
Poll Place	11
Vote by Mail	11
Mail Ballot	11
Total	11
7011880	
Poll Place	0
Vote by Mail	0
Mail Ballot	0
Total	0
7011900	
Poll Place	133
Vote by Mail	133
Mail Ballot	133
Total	133

Precinct	JOSEPH R. BIDEN FOR PRESIDENT (DEM)		DONALD J. TRUMP FOR PRESIDENT (REP)	
7011820				
Poll Place	0		0	
Vote by Mail	0		0	
Mail Ballot	25	32.89%	49	64.47%
Total	25	32.89%	49	64.47%
7011835				
Poll Place	0		0	
Vote by Mail	0		0	
Mail Ballot	0		0	
Total	0		0	
7011840				
Poll Place	0		0	
Vote by Mail	0		0	
Mail Ballot	0	0.00%	17	100.00%
Total	0	0.00%	17	100.00%
7011870				
Poll Place	0		0	
Vote by Mail	0		0	
Mail Ballot	2	22.22%	7	77.78%
Total	2	22.22%	7	77.78%
7011880				
Poll Place	0		0	
Vote by Mail	0		0	
Mail Ballot	0		0	
Total	0		0	
7011900				
Poll Place	0		0	
Vote by Mail	0		0	
Mail Ballot	11	9.57%	99	86.09%
Total	11	9.57%	99	86.09%

Precinct	GLORIA LA RIVA FOR PRESIDENT (PF)		ROQUE "ROCKY" DE LA FUENTE GUERRA FOR PRESIDENT (AIP)		HOWIE HAWKINS FOR PRESIDENT (GRN)		JO JORGENSEN FOR PRESIDENT (LIB)		Total Votes	Brian Carroll Qualified Write In		Mark Charles Qualified Write In	
7011820													
Poll Place	0		0		0		0		0	0		0	
Vote by Mail	0		0		0		0		0	0		0	
Mail Ballot	0	0.00%	1	1.32%	0	0.00%	1	1.32%	76	0	0.00%	0	0.00%
Total	0	0.00%	1	1.32%	0	0.00%	1	1.32%	76	0	0.00%	0	0.00%
7011835													
Poll Place	0		0		0		0		0	0		0	
Vote by Mail	0		0		0		0		0	0		0	
Mail Ballot	0		0		0		0		0	0		0	
Total	0		0		0		0		0	0		0	
7011840													
Poll Place	0		0		0		0		0	0		0	
Vote by Mail	0		0		0		0		0	0		0	
Mail Ballot	0	0.00%	0	0.00%	0	0.00%	0	0.00%	17	0	0.00%	0	0.00%
Total	0	0.00%	0	0.00%	0	0.00%	0	0.00%	17	0	0.00%	0	0.00%
7011870													
Poll Place	0		0		0		0		0	0		0	
Vote by Mail	0		0		0		0		0	0		0	
Mail Ballot	0	0.00%	0	0.00%	0	0.00%	0	0.00%	9	0	0.00%	0	0.00%
Total	0	0.00%	0	0.00%	0	0.00%	0	0.00%	9	0	0.00%	0	0.00%
7011880													
Poll Place	0		0		0		0		0	0		0	
Vote by Mail	0		0		0		0		0	0		0	
Mail Ballot	0		0		0		0		0	0		0	
Total	0		0		0		0		0	0		0	
7011900													
Poll Place	0		0		0		0		0	0		0	
Vote by Mail	0		0		0		0		0	0		0	
Mail Ballot	0	0.00%	0	0.00%	0	0.00%	5	4.35%	115	0	0.00%	0	0.00%
Total	0	0.00%	0	0.00%	0	0.00%	5	4.35%	115	0	0.00%	0	0.00%

Precinct	Joseph Kishore Qualified Write In		Brock Pierce Qualified Write In		Jesse Ventura Qualified Write In	
7011820						
Poll Place	0		0		0	
Vote by Mail	0		0		0	
Mail Ballot	0	0.00%	0	0.00%	0	0.00%
Total	0	0.00%	0	0.00%	0	0.00%
7011835						
Poll Place	0		0		0	
Vote by Mail	0		0		0	
Mail Ballot	0		0		0	
Total	0		0		0	
7011840						
Poll Place	0		0		0	
Vote by Mail	0		0		0	
Mail Ballot	0	0.00%	0	0.00%	0	0.00%
Total	0	0.00%	0	0.00%	0	0.00%
7011870						
Poll Place	0		0		0	
Vote by Mail	0		0		0	
Mail Ballot	0	0.00%	0	0.00%	0	0.00%
Total	0	0.00%	0	0.00%	0	0.00%
7011880						
Poll Place	0		0		0	
Vote by Mail	0		0		0	
Mail Ballot	0		0		0	
Total	0		0		0	
7011900						
Poll Place	0		0		0	
Vote by Mail	0		0		0	
Mail Ballot	0	0.00%	0	0.00%	0	0.00%
Total	0	0.00%	0	0.00%	0	0.00%

Precinct	Registered Voters
7011915	
Poll Place	46
Vote by Mail	46
Mail Ballot	46
Total	46
7011922	
Poll Place	208
Vote by Mail	208
Mail Ballot	208
Total	208
7011983	
Poll Place	35
Vote by Mail	35
Mail Ballot	35
Total	35
7011999	
Poll Place	141
Vote by Mail	141
Mail Ballot	141
Total	141
7012010	
Poll Place	54
Vote by Mail	54
Mail Ballot	54
Total	54
7012013	
Poll Place	0
Vote by Mail	0
Mail Ballot	0
Total	0

Precinct	JOSEPH R. BIDEN FOR PRESIDENT (DEM)		DONALD J. TRUMP FOR PRESIDENT (REP)	
7011915				
Poll Place	0		0	
Vote by Mail	0		0	
Mail Ballot	5	14.71%	28	82.35%
Total	5	14.71%	28	82.35%
7011922				
Poll Place	0		0	
Vote by Mail	0		0	
Mail Ballot	40	24.84%	115	71.43%
Total	40	24.84%	115	71.43%
7011983				
Poll Place	0		0	
Vote by Mail	0		0	
Mail Ballot	2	7.14%	26	92.86%
Total	2	7.14%	26	92.86%
7011999				
Poll Place	0		0	
Vote by Mail	0		0	
Mail Ballot	17	13.60%	106	84.80%
Total	17	13.60%	106	84.80%
7012010				
Poll Place	0		0	
Vote by Mail	0		0	
Mail Ballot	1	2.17%	45	97.83%
Total	1	2.17%	45	97.83%
7012013				
Poll Place	0		0	
Vote by Mail	0		0	
Mail Ballot	0		0	
Total	0		0	

Precinct	GLORIA LA RIVA FOR PRESIDENT (PF)		ROQUE "ROCKY" DE LA FUENTE GUERRA FOR PRESIDENT (AIP)		HOWIE HAWKINS FOR PRESIDENT (GRN)		JO JORGENSEN FOR PRESIDENT (LIB)		Total Votes	Brian Carroll Qualified Write In		Mark Charles Qualified Write In	
7011915													
Poll Place	0		0		0		0		0	0		0	
Vote by Mail	0		0		0		0		0	0		0	
Mail Ballot	0	0.00%	0	0.00%	0	0.00%	1	2.94%	34	0	0.00%	0	0.00%
Total	0	0.00%	0	0.00%	0	0.00%	1	2.94%	34	0	0.00%	0	0.00%
7011922													
Poll Place	0		0		0		0		0	0		0	
Vote by Mail	0		0		0		0		0	0		0	
Mail Ballot	1	0.62%	2	1.24%	0	0.00%	3	1.86%	161	0	0.00%	0	0.00%
Total	1	0.62%	2	1.24%	0	0.00%	3	1.86%	161	0	0.00%	0	0.00%
7011983													
Poll Place	0		0		0		0		0	0		0	
Vote by Mail	0		0		0		0		0	0		0	
Mail Ballot	0	0.00%	0	0.00%	0	0.00%	0	0.00%	28	0	0.00%	0	0.00%
Total	0	0.00%	0	0.00%	0	0.00%	0	0.00%	28	0	0.00%	0	0.00%
7011999													
Poll Place	0		0		0		0		0	0		0	
Vote by Mail	0		0		0		0		0	0		0	
Mail Ballot	0	0.00%	1	0.80%	0	0.00%	1	0.80%	125	0	0.00%	0	0.00%
Total	0	0.00%	1	0.80%	0	0.00%	1	0.80%	125	0	0.00%	0	0.00%
7012010													
Poll Place	0		0		0		0		0	0		0	
Vote by Mail	0		0		0		0		0	0		0	
Mail Ballot	0	0.00%	0	0.00%	0	0.00%	0	0.00%	46	0	0.00%	0	0.00%
Total	0	0.00%	0	0.00%	0	0.00%	0	0.00%	46	0	0.00%	0	0.00%
7012013													
Poll Place	0		0		0		0		0	0		0	
Vote by Mail	0		0		0		0		0	0		0	
Mail Ballot	0		0		0		0		0	0		0	
Total	0		0		0		0		0	0		0	

Precinct	Joseph Kishore Qualified Write In		Brock Pierce Qualified Write In		Jesse Ventura Qualified Write In	
7011915						
Poll Place	0		0		0	
Vote by Mail	0		0		0	
Mail Ballot	0	0.00%	0	0.00%	0	0.00%
Total	0	0.00%	0	0.00%	0	0.00%
7011922						
Poll Place	0		0		0	
Vote by Mail	0		0		0	
Mail Ballot	0	0.00%	0	0.00%	0	0.00%
Total	0	0.00%	0	0.00%	0	0.00%
7011983						
Poll Place	0		0		0	
Vote by Mail	0		0		0	
Mail Ballot	0	0.00%	0	0.00%	0	0.00%
Total	0	0.00%	0	0.00%	0	0.00%
7011999						
Poll Place	0		0		0	
Vote by Mail	0		0		0	
Mail Ballot	0	0.00%	0	0.00%	0	0.00%
Total	0	0.00%	0	0.00%	0	0.00%
7012010						
Poll Place	0		0		0	
Vote by Mail	0		0		0	
Mail Ballot	0	0.00%	0	0.00%	0	0.00%
Total	0	0.00%	0	0.00%	0	0.00%
7012013						
Poll Place	0		0		0	
Vote by Mail	0		0		0	
Mail Ballot	0		0		0	
Total	0		0		0	

Precinct	Registered Voters
7012056	
Poll Place	45
Vote by Mail	45
Mail Ballot	45
Total	45
7012160	
Poll Place	261
Vote by Mail	261
Mail Ballot	261
Total	261
7012162	
Poll Place	0
Vote by Mail	0
Mail Ballot	0
Total	0
7012164	
Poll Place	129
Vote by Mail	129
Mail Ballot	129
Total	129
7012277	
Poll Place	243
Vote by Mail	243
Mail Ballot	243
Total	243
7012397	
Poll Place	85
Vote by Mail	85
Mail Ballot	85
Total	85

Precinct	JOSEPH R. BIDEN FOR PRESIDENT (DEM)		DONALD J. TRUMP FOR PRESIDENT (REP)	
7012056				
Poll Place	0		0	
Vote by Mail	0		0	
Mail Ballot	3	8.82%	31	91.18%
Total	3	8.82%	31	91.18%
7012160				
Poll Place	0		0	
Vote by Mail	0		0	
Mail Ballot	70	33.98%	133	64.56%
Total	70	33.98%	133	64.56%
7012162				
Poll Place	0		0	
Vote by Mail	0		0	
Mail Ballot	0		0	
Total	0		0	
7012164				
Poll Place	0		0	
Vote by Mail	0		0	
Mail Ballot	38	35.85%	68	64.15%
Total	38	35.85%	68	64.15%
7012277				
Poll Place	0		0	
Vote by Mail	0		0	
Mail Ballot	27	13.99%	165	85.49%
Total	27	13.99%	165	85.49%
7012397				
Poll Place	0		0	
Vote by Mail	0		0	
Mail Ballot	20	44.44%	25	55.56%
Total	20	44.44%	25	55.56%

Precinct	GLORIA LA RIVA FOR PRESIDENT (PF)		ROQUE "ROCKY" DE LA FUENTE GUERRA FOR PRESIDENT (AIP)		HOWIE HAWKINS FOR PRESIDENT (GRN)		JO JORGENSEN FOR PRESIDENT (LIB)		Total Votes	Brian Carroll Qualified Write In		Mark Charles Qualified Write In	
7012056													
Poll Place	0		0		0		0		0	0		0	
Vote by Mail	0		0		0		0		0	0		0	
Mail Ballot	0	0.00%	0	0.00%	0	0.00%	0	0.00%	34	0	0.00%	0	0.00%
Total	0	0.00%	0	0.00%	0	0.00%	0	0.00%	34	0	0.00%	0	0.00%
7012160													
Poll Place	0		0		0		0		0	0		0	
Vote by Mail	0		0		0		0		0	0		0	
Mail Ballot	0	0.00%	1	0.49%	0	0.00%	2	0.97%	206	0	0.00%	0	0.00%
Total	0	0.00%	1	0.49%	0	0.00%	2	0.97%	206	0	0.00%	0	0.00%
7012162													
Poll Place	0		0		0		0		0	0		0	
Vote by Mail	0		0		0		0		0	0		0	
Mail Ballot	0		0		0		0		0	0		0	
Total	0		0		0		0		0	0		0	
7012164													
Poll Place	0		0		0		0		0	0		0	
Vote by Mail	0		0		0		0		0	0		0	
Mail Ballot	0	0.00%	0	0.00%	0	0.00%	0	0.00%	106	0	0.00%	0	0.00%
Total	0	0.00%	0	0.00%	0	0.00%	0	0.00%	106	0	0.00%	0	0.00%
7012277													
Poll Place	0		0		0		0		0	0		0	
Vote by Mail	0		0		0		0		0	0		0	
Mail Ballot	0	0.00%	1	0.52%	0	0.00%	0	0.00%	193	0	0.00%	0	0.00%
Total	0	0.00%	1	0.52%	0	0.00%	0	0.00%	193	0	0.00%	0	0.00%
7012397													
Poll Place	0		0		0		0		0	0		0	
Vote by Mail	0		0		0		0		0	0		0	
Mail Ballot	0	0.00%	0	0.00%	0	0.00%	0	0.00%	45	0	0.00%	0	0.00%
Total	0	0.00%	0	0.00%	0	0.00%	0	0.00%	45	0	0.00%	0	0.00%

Precinct	Joseph Kishore Qualified Write In		Brock Pierce Qualified Write In		Jesse Ventura Qualified Write In	
7012056						
Poll Place	0		0		0	
Vote by Mail	0		0		0	
Mail Ballot	0	0.00%	0	0.00%	0	0.00%
Total	0	0.00%	0	0.00%	0	0.00%
7012160						
Poll Place	0		0		0	
Vote by Mail	0		0		0	
Mail Ballot	0	0.00%	0	0.00%	0	0.00%
Total	0	0.00%	0	0.00%	0	0.00%
7012162						
Poll Place	0		0		0	
Vote by Mail	0		0		0	
Mail Ballot	0		0		0	
Total	0		0		0	
7012164						
Poll Place	0		0		0	
Vote by Mail	0		0		0	
Mail Ballot	0	0.00%	0	0.00%	0	0.00%
Total	0	0.00%	0	0.00%	0	0.00%
7012277						
Poll Place	0		0		0	
Vote by Mail	0		0		0	
Mail Ballot	0	0.00%	0	0.00%	0	0.00%
Total	0	0.00%	0	0.00%	0	0.00%
7012397						
Poll Place	0		0		0	
Vote by Mail	0		0		0	
Mail Ballot	0	0.00%	0	0.00%	0	0.00%
Total	0	0.00%	0	0.00%	0	0.00%

Precinct	Registered Voters
7012413	
Poll Place	274
Vote by Mail	274
Mail Ballot	274
Total	274
7012712	
Poll Place	50
Vote by Mail	50
Mail Ballot	50
Total	50
7012757	
Poll Place	114
Vote by Mail	114
Mail Ballot	114
Total	114
7012856	
Poll Place	125
Vote by Mail	125
Mail Ballot	125
Total	125
7012912	
Poll Place	20
Vote by Mail	20
Mail Ballot	20
Total	20
7012937	
Poll Place	101
Vote by Mail	101
Mail Ballot	101
Total	101

Precinct	JOSEPH R. BIDEN FOR PRESIDENT (DEM)		DONALD J. TRUMP FOR PRESIDENT (REP)	
7012413				
Poll Place	0		0	
Vote by Mail	0		0	
Mail Ballot	122	80.79%	24	15.89%
Total	122	80.79%	24	15.89%
7012712				
Poll Place	0		0	
Vote by Mail	0		0	
Mail Ballot	5	11.11%	40	88.89%
Total	5	11.11%	40	88.89%
7012757				
Poll Place	0		0	
Vote by Mail	0		0	
Mail Ballot	17	22.67%	54	72.00%
Total	17	22.67%	54	72.00%
7012856				
Poll Place	0		0	
Vote by Mail	0		0	
Mail Ballot	30	29.41%	71	69.61%
Total	30	29.41%	71	69.61%
7012912				
Poll Place	0		0	
Vote by Mail	0		0	
Mail Ballot	2	15.38%	11	84.62%
Total	2	15.38%	11	84.62%
7012937				
Poll Place	0		0	
Vote by Mail	0		0	
Mail Ballot	39	67.24%	17	29.31%
Total	39	67.24%	17	29.31%

Precinct	GLORIA LA RIVA FOR PRESIDENT (PF)		ROQUE "ROCKY" DE LA FUENTE GUERRA FOR PRESIDENT (AIP)		HOWIE HAWKINS FOR PRESIDENT (GRN)		JO JORGENSEN FOR PRESIDENT (LIB)		Total Votes	Brian Carroll Qualified Write In		Mark Charles Qualified Write In	
7012413													
Poll Place	0		0		0		0		0	0		0	
Vote by Mail	0		0		0		0		0	0		0	
Mail Ballot	3	1.99%	1	0.66%	1	0.66%	0	0.00%	151	0	0.00%	0	0.00%
Total	3	1.99%	1	0.66%	1	0.66%	0	0.00%	151	0	0.00%	0	0.00%
7012712													
Poll Place	0		0		0		0		0	0		0	
Vote by Mail	0		0		0		0		0	0		0	
Mail Ballot	0	0.00%	0	0.00%	0	0.00%	0	0.00%	45	0	0.00%	0	0.00%
Total	0	0.00%	0	0.00%	0	0.00%	0	0.00%	45	0	0.00%	0	0.00%
7012757													
Poll Place	0		0		0		0		0	0		0	
Vote by Mail	0		0		0		0		0	0		0	
Mail Ballot	0	0.00%	0	0.00%	1	1.33%	3	4.00%	75	0	0.00%	0	0.00%
Total	0	0.00%	0	0.00%	1	1.33%	3	4.00%	75	0	0.00%	0	0.00%
7012856													
Poll Place	0		0		0		0		0	0		0	
Vote by Mail	0		0		0		0		0	0		0	
Mail Ballot	0	0.00%	0	0.00%	1	0.98%	0	0.00%	102	0	0.00%	0	0.00%
Total	0	0.00%	0	0.00%	1	0.98%	0	0.00%	102	0	0.00%	0	0.00%
7012912													
Poll Place	0		0		0		0		0	0		0	
Vote by Mail	0		0		0		0		0	0		0	
Mail Ballot	0	0.00%	0	0.00%	0	0.00%	0	0.00%	13	0	0.00%	0	0.00%
Total	0	0.00%	0	0.00%	0	0.00%	0	0.00%	13	0	0.00%	0	0.00%
7012937													
Poll Place	0		0		0		0		0	0		0	
Vote by Mail	0		0		0		0		0	0		0	
Mail Ballot	0	0.00%	0	0.00%	0	0.00%	2	3.45%	58	0	0.00%	0	0.00%
Total	0	0.00%	0	0.00%	0	0.00%	2	3.45%	58	0	0.00%	0	0.00%

Precinct	Joseph Kishore Qualified Write In		Brock Pierce Qualified Write In		Jesse Ventura Qualified Write In	
7012413						
Poll Place	0		0		0	
Vote by Mail	0		0		0	
Mail Ballot	0	0.00%	0	0.00%	0	0.00%
Total	0	0.00%	0	0.00%	0	0.00%
7012712						
Poll Place	0		0		0	
Vote by Mail	0		0		0	
Mail Ballot	0	0.00%	0	0.00%	0	0.00%
Total	0	0.00%	0	0.00%	0	0.00%
7012757						
Poll Place	0		0		0	
Vote by Mail	0		0		0	
Mail Ballot	0	0.00%	0	0.00%	0	0.00%
Total	0	0.00%	0	0.00%	0	0.00%
7012856						
Poll Place	0		0		0	
Vote by Mail	0		0		0	
Mail Ballot	0	0.00%	0	0.00%	0	0.00%
Total	0	0.00%	0	0.00%	0	0.00%
7012912						
Poll Place	0		0		0	
Vote by Mail	0		0		0	
Mail Ballot	0	0.00%	0	0.00%	0	0.00%
Total	0	0.00%	0	0.00%	0	0.00%
7012937						
Poll Place	0		0		0	
Vote by Mail	0		0		0	
Mail Ballot	0	0.00%	0	0.00%	0	0.00%
Total	0	0.00%	0	0.00%	0	0.00%

Precinct	Registered Voters
7012992	
Poll Place	39
Vote by Mail	39
Mail Ballot	39
Total	39
7013047	
Poll Place	207
Vote by Mail	207
Mail Ballot	207
Total	207
7013068	
Poll Place	7
Vote by Mail	7
Mail Ballot	7
Total	7
7013095	
Poll Place	238
Vote by Mail	238
Mail Ballot	238
Total	238
7013102	
Poll Place	27
Vote by Mail	27
Mail Ballot	27
Total	27
7013104	
Poll Place	2
Vote by Mail	2
Mail Ballot	2
Total	2

Precinct	JOSEPH R. BIDEN FOR PRESIDENT (DEM)		DONALD J. TRUMP FOR PRESIDENT (REP)	
7012992				
Poll Place	0		0	
Vote by Mail	0		0	
Mail Ballot	11	33.33%	21	63.64%
Total	11	33.33%	21	63.64%
7013047				
Poll Place	0		0	
Vote by Mail	0		0	
Mail Ballot	17	10.43%	145	88.96%
Total	17	10.43%	145	88.96%
7013068				
Poll Place	0		0	
Vote by Mail	0		0	
Mail Ballot	0	0.00%	6	100.00%
Total	0	0.00%	6	100.00%
7013095				
Poll Place	0		0	
Vote by Mail	0		0	
Mail Ballot	52	44.07%	64	54.24%
Total	52	44.07%	64	54.24%
7013102				
Poll Place	0		0	
Vote by Mail	0		0	
Mail Ballot	7	26.92%	19	73.08%
Total	7	26.92%	19	73.08%
7013104				
Poll Place	0		0	
Vote by Mail	0		0	
Mail Ballot	1	50.00%	0	0.00%
Total	1	50.00%	0	0.00%

Precinct	GLORIA LA RIVA FOR PRESIDENT (PF)		ROQUE "ROCKY" DE LA FUENTE GUERRA FOR PRESIDENT (AIP)		HOWIE HAWKINS FOR PRESIDENT (GRN)		JO JORGENSEN FOR PRESIDENT (LIB)		Total Votes	Brian Carroll Qualified Write In		Mark Charles Qualified Write In	
7012992													
Poll Place	0		0		0		0		0	0		0	
Vote by Mail	0		0		0		0		0	0		0	
Mail Ballot	0	0.00%	0	0.00%	0	0.00%	1	3.03%	33	0	0.00%	0	0.00%
Total	0	0.00%	0	0.00%	0	0.00%	1	3.03%	33	0	0.00%	0	0.00%
7013047													
Poll Place	0		0		0		0		0	0		0	
Vote by Mail	0		0		0		0		0	0		0	
Mail Ballot	0	0.00%	0	0.00%	1	0.61%	0	0.00%	163	0	0.00%	0	0.00%
Total	0	0.00%	0	0.00%	1	0.61%	0	0.00%	163	0	0.00%	0	0.00%
7013068													
Poll Place	0		0		0		0		0	0		0	
Vote by Mail	0		0		0		0		0	0		0	
Mail Ballot	0	0.00%	0	0.00%	0	0.00%	0	0.00%	6	0	0.00%	0	0.00%
Total	0	0.00%	0	0.00%	0	0.00%	0	0.00%	6	0	0.00%	0	0.00%
7013095													
Poll Place	0		0		0		0		0	0		0	
Vote by Mail	0		0		0		0		0	0		0	
Mail Ballot	1	0.85%	1	0.85%	0	0.00%	0	0.00%	118	0	0.00%	0	0.00%
Total	1	0.85%	1	0.85%	0	0.00%	0	0.00%	118	0	0.00%	0	0.00%
7013102													
Poll Place	0		0		0		0		0	0		0	
Vote by Mail	0		0		0		0		0	0		0	
Mail Ballot	0	0.00%	0	0.00%	0	0.00%	0	0.00%	26	0	0.00%	0	0.00%
Total	0	0.00%	0	0.00%	0	0.00%	0	0.00%	26	0	0.00%	0	0.00%
7013104													
Poll Place	0		0		0		0		0	0		0	
Vote by Mail	0		0		0		0		0	0		0	
Mail Ballot	0	0.00%	1	50.00%	0	0.00%	0	0.00%	2	0	0.00%	0	0.00%
Total	0	0.00%	1	50.00%	0	0.00%	0	0.00%	2	0	0.00%	0	0.00%

Precinct	Joseph Kishore Qualified Write In		Brock Pierce Qualified Write In		Jesse Ventura Qualified Write In	
7012992						
Poll Place	0		0		0	
Vote by Mail	0		0		0	
Mail Ballot	0	0.00%	0	0.00%	0	0.00%
Total	0	0.00%	0	0.00%	0	0.00%
7013047						
Poll Place	0		0		0	
Vote by Mail	0		0		0	
Mail Ballot	0	0.00%	0	0.00%	0	0.00%
Total	0	0.00%	0	0.00%	0	0.00%
7013068						
Poll Place	0		0		0	
Vote by Mail	0		0		0	
Mail Ballot	0	0.00%	0	0.00%	0	0.00%
Total	0	0.00%	0	0.00%	0	0.00%
7013095						
Poll Place	0		0		0	
Vote by Mail	0		0		0	
Mail Ballot	0	0.00%	0	0.00%	0	0.00%
Total	0	0.00%	0	0.00%	0	0.00%
7013102						
Poll Place	0		0		0	
Vote by Mail	0		0		0	
Mail Ballot	0	0.00%	0	0.00%	0	0.00%
Total	0	0.00%	0	0.00%	0	0.00%
7013104						
Poll Place	0		0		0	
Vote by Mail	0		0		0	
Mail Ballot	0	0.00%	0	0.00%	0	0.00%
Total	0	0.00%	0	0.00%	0	0.00%

Precinct	Registered Voters
7013105	
Poll Place	36
Vote by Mail	36
Mail Ballot	36
Total	36
7013106	
Poll Place	223
Vote by Mail	223
Mail Ballot	223
Total	223
7013112	
Poll Place	13
Vote by Mail	13
Mail Ballot	13
Total	13
7013114	
Poll Place	1,016
Vote by Mail	1,016
Mail Ballot	1,016
Total	1,016
7013115	
Poll Place	6
Vote by Mail	6
Mail Ballot	6
Total	6
7013134	
Poll Place	0
Vote by Mail	0
Mail Ballot	0
Total	0

Precinct	JOSEPH R. BIDEN FOR PRESIDENT (DEM)		DONALD J. TRUMP FOR PRESIDENT (REP)	
7013105				
Poll Place	0		0	
Vote by Mail	0		0	
Mail Ballot	5	23.81%	16	76.19%
Total	5	23.81%	16	76.19%
7013106				
Poll Place	0		0	
Vote by Mail	0		0	
Mail Ballot	55	31.98%	115	66.86%
Total	55	31.98%	115	66.86%
7013112				
Poll Place	0		0	
Vote by Mail	0		0	
Mail Ballot	4	50.00%	4	50.00%
Total	4	50.00%	4	50.00%
7013114				
Poll Place	0		0	
Vote by Mail	0		0	
Mail Ballot	338	41.12%	463	56.33%
Total	338	41.12%	463	56.33%
7013115				
Poll Place	0		0	
Vote by Mail	0		0	
Mail Ballot	1	25.00%	2	50.00%
Total	1	25.00%	2	50.00%
7013134				
Poll Place	0		0	
Vote by Mail	0		0	
Mail Ballot	0		0	
Total	0		0	

Precinct	GLORIA LA RIVA FOR PRESIDENT (PF)		ROQUE "ROCKY" DE LA FUENTE GUERRA FOR PRESIDENT (AIP)		HOWIE HAWKINS FOR PRESIDENT (GRN)		JO JORGENSEN FOR PRESIDENT (LIB)		Total Votes	Brian Carroll Qualified Write In		Mark Charles Qualified Write In	
7013105													
Poll Place	0		0		0		0		0	0		0	
Vote by Mail	0		0		0		0		0	0		0	
Mail Ballot	0	0.00%	0	0.00%	0	0.00%	0	0.00%	21	0	0.00%	0	0.00%
Total	0	0.00%	0	0.00%	0	0.00%	0	0.00%	21	0	0.00%	0	0.00%
7013106													
Poll Place	0		0		0		0		0	0		0	
Vote by Mail	0		0		0		0		0	0		0	
Mail Ballot	0	0.00%	1	0.58%	1	0.58%	0	0.00%	172	0	0.00%	0	0.00%
Total	0	0.00%	1	0.58%	1	0.58%	0	0.00%	172	0	0.00%	0	0.00%
7013112													
Poll Place	0		0		0		0		0	0		0	
Vote by Mail	0		0		0		0		0	0		0	
Mail Ballot	0	0.00%	0	0.00%	0	0.00%	0	0.00%	8	0	0.00%	0	0.00%
Total	0	0.00%	0	0.00%	0	0.00%	0	0.00%	8	0	0.00%	0	0.00%
7013114													
Poll Place	0		0		0		0		0	0		0	
Vote by Mail	0		0		0		0		0	0		0	
Mail Ballot	0	0.00%	5	0.61%	1	0.12%	15	1.82%	822	0	0.00%	0	0.00%
Total	0	0.00%	5	0.61%	1	0.12%	15	1.82%	822	0	0.00%	0	0.00%
7013115													
Poll Place	0		0		0		0		0	0		0	
Vote by Mail	0		0		0		0		0	0		0	
Mail Ballot	0	0.00%	1	25.00%	0	0.00%	0	0.00%	4	0	0.00%	0	0.00%
Total	0	0.00%	1	25.00%	0	0.00%	0	0.00%	4	0	0.00%	0	0.00%
7013134													
Poll Place	0		0		0		0		0	0		0	
Vote by Mail	0		0		0		0		0	0		0	
Mail Ballot	0		0		0		0		0	0		0	
Total	0		0		0		0		0	0		0	

Precinct	Joseph Kishore Qualified Write In		Brock Pierce Qualified Write In		Jesse Ventura Qualified Write In	
7013105						
Poll Place	0		0		0	
Vote by Mail	0		0		0	
Mail Ballot	0	0.00%	0	0.00%	0	0.00%
Total	0	0.00%	0	0.00%	0	0.00%
7013106						
Poll Place	0		0		0	
Vote by Mail	0		0		0	
Mail Ballot	0	0.00%	0	0.00%	0	0.00%
Total	0	0.00%	0	0.00%	0	0.00%
7013112						
Poll Place	0		0		0	
Vote by Mail	0		0		0	
Mail Ballot	0	0.00%	0	0.00%	0	0.00%
Total	0	0.00%	0	0.00%	0	0.00%
7013114						
Poll Place	0		0		0	
Vote by Mail	0		0		0	
Mail Ballot	0	0.00%	0	0.00%	0	0.00%
Total	0	0.00%	0	0.00%	0	0.00%
7013115						
Poll Place	0		0		0	
Vote by Mail	0		0		0	
Mail Ballot	0	0.00%	0	0.00%	0	0.00%
Total	0	0.00%	0	0.00%	0	0.00%
7013134						
Poll Place	0		0		0	
Vote by Mail	0		0		0	
Mail Ballot	0		0		0	
Total	0		0		0	

Precinct	Registered Voters
7013182	
Poll Place	66
Vote by Mail	66
Mail Ballot	66
Total	66
7013369	
Poll Place	163
Vote by Mail	163
Mail Ballot	163
Total	163
7013507	
Poll Place	0
Vote by Mail	0
Mail Ballot	0
Total	0
7013569	
Poll Place	0
Vote by Mail	0
Mail Ballot	0
Total	0
7015125	
Poll Place	9
Vote by Mail	9
Mail Ballot	9
Total	9
7015128	
Poll Place	341
Vote by Mail	341
Mail Ballot	341
Total	341

Precinct	JOSEPH R. BIDEN FOR PRESIDENT (DEM)		DONALD J. TRUMP FOR PRESIDENT (REP)	
7013182				
Poll Place	0		0	
Vote by Mail	0		0	
Mail Ballot	4	7.27%	50	90.91%
Total	4	7.27%	50	90.91%
7013369				
Poll Place	0		0	
Vote by Mail	0		0	
Mail Ballot	52	46.02%	57	50.44%
Total	52	46.02%	57	50.44%
7013507				
Poll Place	0		0	
Vote by Mail	0		0	
Mail Ballot	0		0	
Total	0		0	
7013569				
Poll Place	0		0	
Vote by Mail	0		0	
Mail Ballot	0		0	
Total	0		0	
7015125				
Poll Place	0		0	
Vote by Mail	0		0	
Mail Ballot	0	0.00%	7	100.00%
Total	0	0.00%	7	100.00%
7015128				
Poll Place	0		0	
Vote by Mail	0		0	
Mail Ballot	115	39.93%	166	57.64%
Total	115	39.93%	166	57.64%

Precinct	GLORIA LA RIVA FOR PRESIDENT (PF)		ROQUE "ROCKY" DE LA FUENTE GUERRA FOR PRESIDENT (AIP)		HOWIE HAWKINS FOR PRESIDENT (GRN)		JO JORGENSEN FOR PRESIDENT (LIB)		Total Votes	Brian Carroll Qualified Write In		Mark Charles Qualified Write In	
7013182													
Poll Place	0		0		0		0		0	0		0	
Vote by Mail	0		0		0		0		0	0		0	
Mail Ballot	0	0.00%	1	1.82%	0	0.00%	0	0.00%	55	0	0.00%	0	0.00%
Total	0	0.00%	1	1.82%	0	0.00%	0	0.00%	55	0	0.00%	0	0.00%
7013369													
Poll Place	0		0		0		0		0	0		0	
Vote by Mail	0		0		0		0		0	0		0	
Mail Ballot	0	0.00%	0	0.00%	0	0.00%	4	3.54%	113	0	0.00%	0	0.00%
Total	0	0.00%	0	0.00%	0	0.00%	4	3.54%	113	0	0.00%	0	0.00%
7013507													
Poll Place	0		0		0		0		0	0		0	
Vote by Mail	0		0		0		0		0	0		0	
Mail Ballot	0		0		0		0		0	0		0	
Total	0		0		0		0		0	0		0	
7013569													
Poll Place	0		0		0		0		0	0		0	
Vote by Mail	0		0		0		0		0	0		0	
Mail Ballot	0		0		0		0		0	0		0	
Total	0		0		0		0		0	0		0	
7015125													
Poll Place	0		0		0		0		0	0		0	
Vote by Mail	0		0		0		0		0	0		0	
Mail Ballot	0	0.00%	0	0.00%	0	0.00%	0	0.00%	7	0	0.00%	0	0.00%
Total	0	0.00%	0	0.00%	0	0.00%	0	0.00%	7	0	0.00%	0	0.00%
7015128													
Poll Place	0		0		0		0		0	0		0	
Vote by Mail	0		0		0		0		0	0		0	
Mail Ballot	3	1.04%	0	0.00%	1	0.35%	2	0.69%	288	0	0.00%	1	0.35%
Total	3	1.04%	0	0.00%	1	0.35%	2	0.69%	288	0	0.00%	1	0.35%

Precinct	Joseph Kishore Qualified Write In		Brock Pierce Qualified Write In		Jesse Ventura Qualified Write In	
7013182						
Poll Place	0		0		0	
Vote by Mail	0		0		0	
Mail Ballot	0	0.00%	0	0.00%	0	0.00%
Total	0	0.00%	0	0.00%	0	0.00%
7013369						
Poll Place	0		0		0	
Vote by Mail	0		0		0	
Mail Ballot	0	0.00%	0	0.00%	0	0.00%
Total	0	0.00%	0	0.00%	0	0.00%
7013507						
Poll Place	0		0		0	
Vote by Mail	0		0		0	
Mail Ballot	0		0		0	
Total	0		0		0	
7013569						
Poll Place	0		0		0	
Vote by Mail	0		0		0	
Mail Ballot	0		0		0	
Total	0		0		0	
7015125						
Poll Place	0		0		0	
Vote by Mail	0		0		0	
Mail Ballot	0	0.00%	0	0.00%	0	0.00%
Total	0	0.00%	0	0.00%	0	0.00%
7015128						
Poll Place	0		0		0	
Vote by Mail	0		0		0	
Mail Ballot	0	0.00%	0	0.00%	0	0.00%
Total	0	0.00%	0	0.00%	0	0.00%

Precinct	Registered Voters
7015131	
Poll Place	176
Vote by Mail	176
Mail Ballot	176
Total	176
7015134	
Poll Place	0
Vote by Mail	0
Mail Ballot	0
Total	0
7020012	
Poll Place	212
Vote by Mail	212
Mail Ballot	212
Total	212
7020014	
Poll Place	97
Vote by Mail	97
Mail Ballot	97
Total	97
7020034	
Poll Place	46
Vote by Mail	46
Mail Ballot	46
Total	46
7020036	
Poll Place	274
Vote by Mail	274
Mail Ballot	274
Total	274

Precinct	JOSEPH R. BIDEN FOR PRESIDENT (DEM)		DONALD J. TRUMP FOR PRESIDENT (REP)	
7015131				
Poll Place	0		0	
Vote by Mail	0		0	
Mail Ballot	46	37.70%	71	58.20%
Total	46	37.70%	71	58.20%
7015134				
Poll Place	0		0	
Vote by Mail	0		0	
Mail Ballot	0		0	
Total	0		0	
7020012				
Poll Place	0		0	
Vote by Mail	0		0	
Mail Ballot	35	19.77%	139	78.53%
Total	35	19.77%	139	78.53%
7020014				
Poll Place	0		0	
Vote by Mail	0		0	
Mail Ballot	13	16.25%	66	82.50%
Total	13	16.25%	66	82.50%
7020034				
Poll Place	0		0	
Vote by Mail	0		0	
Mail Ballot	6	18.18%	27	81.82%
Total	6	18.18%	27	81.82%
7020036				
Poll Place	0		0	
Vote by Mail	0		0	
Mail Ballot	92	57.86%	54	33.96%
Total	92	57.86%	54	33.96%

Precinct	GLORIA LA RIVA FOR PRESIDENT (PF)		ROQUE "ROCKY" DE LA FUENTE GUERRA FOR PRESIDENT (AIP)		HOWIE HAWKINS FOR PRESIDENT (GRN)		JO JORGENSEN FOR PRESIDENT (LIB)		Total Votes	Brian Carroll Qualified Write In		Mark Charles Qualified Write In	
7015131													
Poll Place	0		0		0		0		0	0		0	
Vote by Mail	0		0		0		0		0	0		0	
Mail Ballot	0	0.00%	1	0.82%	0	0.00%	4	3.28%	122	0	0.00%	0	0.00%
Total	0	0.00%	1	0.82%	0	0.00%	4	3.28%	122	0	0.00%	0	0.00%
7015134													
Poll Place	0		0		0		0		0	0		0	
Vote by Mail	0		0		0		0		0	0		0	
Mail Ballot	0		0		0		0		0	0		0	
Total	0		0		0		0		0	0		0	
7020012													
Poll Place	0		0		0		0		0	0		0	
Vote by Mail	0		0		0		0		0	0		0	
Mail Ballot	0	0.00%	1	0.56%	0	0.00%	2	1.13%	177	0	0.00%	0	0.00%
Total	0	0.00%	1	0.56%	0	0.00%	2	1.13%	177	0	0.00%	0	0.00%
7020014													
Poll Place	0		0		0		0		0	0		0	
Vote by Mail	0		0		0		0		0	0		0	
Mail Ballot	0	0.00%	0	0.00%	0	0.00%	1	1.25%	80	0	0.00%	0	0.00%
Total	0	0.00%	0	0.00%	0	0.00%	1	1.25%	80	0	0.00%	0	0.00%
7020034													
Poll Place	0		0		0		0		0	0		0	
Vote by Mail	0		0		0		0		0	0		0	
Mail Ballot	0	0.00%	0	0.00%	0	0.00%	0	0.00%	33	0	0.00%	0	0.00%
Total	0	0.00%	0	0.00%	0	0.00%	0	0.00%	33	0	0.00%	0	0.00%
7020036													
Poll Place	0		0		0		0		0	0		0	
Vote by Mail	0		0		0		0		0	0		0	
Mail Ballot	0	0.00%	0	0.00%	1	0.63%	12	7.55%	159	0	0.00%	0	0.00%
Total	0	0.00%	0	0.00%	1	0.63%	12	7.55%	159	0	0.00%	0	0.00%

Precinct	Joseph Kishore Qualified Write In		Brock Pierce Qualified Write In		Jesse Ventura Qualified Write In	
7015131						
Poll Place	0		0		0	
Vote by Mail	0		0		0	
Mail Ballot	0	0.00%	0	0.00%	0	0.00%
Total	0	0.00%	0	0.00%	0	0.00%
7015134						
Poll Place	0		0		0	
Vote by Mail	0		0		0	
Mail Ballot	0		0		0	
Total	0		0		0	
7020012						
Poll Place	0		0		0	
Vote by Mail	0		0		0	
Mail Ballot	0	0.00%	0	0.00%	0	0.00%
Total	0	0.00%	0	0.00%	0	0.00%
7020014						
Poll Place	0		0		0	
Vote by Mail	0		0		0	
Mail Ballot	0	0.00%	0	0.00%	0	0.00%
Total	0	0.00%	0	0.00%	0	0.00%
7020034						
Poll Place	0		0		0	
Vote by Mail	0		0		0	
Mail Ballot	0	0.00%	0	0.00%	0	0.00%
Total	0	0.00%	0	0.00%	0	0.00%
7020036						
Poll Place	0		0		0	
Vote by Mail	0		0		0	
Mail Ballot	0	0.00%	0	0.00%	0	0.00%
Total	0	0.00%	0	0.00%	0	0.00%

Precinct	Registered Voters
7020110	
Poll Place	248
Vote by Mail	248
Mail Ballot	248
Total	248
7020143	
Poll Place	1
Vote by Mail	1
Mail Ballot	1
Total	1
7020175	
Poll Place	59
Vote by Mail	59
Mail Ballot	59
Total	59
7020176	
Poll Place	0
Vote by Mail	0
Mail Ballot	0
Total	0
7020250	
Poll Place	287
Vote by Mail	287
Mail Ballot	287
Total	287
7020264	
Poll Place	1
Vote by Mail	1
Mail Ballot	1
Total	1

Precinct	JOSEPH R. BIDEN FOR PRESIDENT (DEM)		DONALD J. TRUMP FOR PRESIDENT (REP)	
7020110				
Poll Place	0		0	
Vote by Mail	0		0	
Mail Ballot	44	20.47%	169	78.60%
Total	44	20.47%	169	78.60%
7020143				
Poll Place	0		0	
Vote by Mail	0		0	
Mail Ballot	0		0	
Total	0		0	
7020175				
Poll Place	0		0	
Vote by Mail	0		0	
Mail Ballot	12	25.53%	33	70.21%
Total	12	25.53%	33	70.21%
7020176				
Poll Place	0		0	
Vote by Mail	0		0	
Mail Ballot	0		0	
Total	0		0	
7020250				
Poll Place	0		0	
Vote by Mail	0		0	
Mail Ballot	84	42.42%	112	56.57%
Total	84	42.42%	112	56.57%
7020264				
Poll Place	0		0	
Vote by Mail	0		0	
Mail Ballot	0	0.00%	1	100.00%
Total	0	0.00%	1	100.00%

Precinct	GLORIA LA RIVA FOR PRESIDENT (PF)		ROQUE "ROCKY" DE LA FUENTE GUERRA FOR PRESIDENT (AIP)		HOWIE HAWKINS FOR PRESIDENT (GRN)		JO JORGENSEN FOR PRESIDENT (LIB)		Total Votes	Brian Carroll Qualified Write In		Mark Charles Qualified Write In	
7020110													
Poll Place	0		0		0		0		0	0		0	
Vote by Mail	0		0		0		0		0	0		0	
Mail Ballot	0	0.00%	0	0.00%	0	0.00%	2	0.93%	215	0	0.00%	0	0.00%
Total	0	0.00%	0	0.00%	0	0.00%	2	0.93%	215	0	0.00%	0	0.00%
7020143													
Poll Place	0		0		0		0		0	0		0	
Vote by Mail	0		0		0		0		0	0		0	
Mail Ballot	0		0		0		0		0	0		0	
Total	0		0		0		0		0	0		0	
7020175													
Poll Place	0		0		0		0		0	0		0	
Vote by Mail	0		0		0		0		0	0		0	
Mail Ballot	0	0.00%	1	2.13%	0	0.00%	1	2.13%	47	0	0.00%	0	0.00%
Total	0	0.00%	1	2.13%	0	0.00%	1	2.13%	47	0	0.00%	0	0.00%
7020176													
Poll Place	0		0		0		0		0	0		0	
Vote by Mail	0		0		0		0		0	0		0	
Mail Ballot	0		0		0		0		0	0		0	
Total	0		0		0		0		0	0		0	
7020250													
Poll Place	0		0		0		0		0	0		0	
Vote by Mail	0		0		0		0		0	0		0	
Mail Ballot	1	0.51%	0	0.00%	0	0.00%	1	0.51%	198	0	0.00%	0	0.00%
Total	1	0.51%	0	0.00%	0	0.00%	1	0.51%	198	0	0.00%	0	0.00%
7020264													
Poll Place	0		0		0		0		0	0		0	
Vote by Mail	0		0		0		0		0	0		0	
Mail Ballot	0	0.00%	0	0.00%	0	0.00%	0	0.00%	1	0	0.00%	0	0.00%
Total	0	0.00%	0	0.00%	0	0.00%	0	0.00%	1	0	0.00%	0	0.00%

Precinct	Joseph Kishore Qualified Write In		Brock Pierce Qualified Write In		Jesse Ventura Qualified Write In	
7020110						
Poll Place	0		0		0	
Vote by Mail	0		0		0	
Mail Ballot	0	0.00%	0	0.00%	0	0.00%
Total	0	0.00%	0	0.00%	0	0.00%
7020143						
Poll Place	0		0		0	
Vote by Mail	0		0		0	
Mail Ballot	0		0		0	
Total	0		0		0	
7020175						
Poll Place	0		0		0	
Vote by Mail	0		0		0	
Mail Ballot	0	0.00%	0	0.00%	0	0.00%
Total	0	0.00%	0	0.00%	0	0.00%
7020176						
Poll Place	0		0		0	
Vote by Mail	0		0		0	
Mail Ballot	0		0		0	
Total	0		0		0	
7020250						
Poll Place	0		0		0	
Vote by Mail	0		0		0	
Mail Ballot	0	0.00%	0	0.00%	0	0.00%
Total	0	0.00%	0	0.00%	0	0.00%
7020264						
Poll Place	0		0		0	
Vote by Mail	0		0		0	
Mail Ballot	0	0.00%	0	0.00%	0	0.00%
Total	0	0.00%	0	0.00%	0	0.00%

Precinct	Registered Voters
7020266	
Poll Place	320
Vote by Mail	320
Mail Ballot	320
Total	320
7020267	
Poll Place	9
Vote by Mail	9
Mail Ballot	9
Total	9
7020281	
Poll Place	22
Vote by Mail	22
Mail Ballot	22
Total	22
7021136	
Poll Place	0
Vote by Mail	0
Mail Ballot	0
Total	0
7021138	
Poll Place	38
Vote by Mail	38
Mail Ballot	38
Total	38
7021139	
Poll Place	111
Vote by Mail	111
Mail Ballot	111
Total	111

Precinct	JOSEPH R. BIDEN FOR PRESIDENT (DEM)		DONALD J. TRUMP FOR PRESIDENT (REP)	
7020266				
Poll Place	0		0	
Vote by Mail	0		0	
Mail Ballot	87	48.33%	87	48.33%
Total	87	48.33%	87	48.33%
7020267				
Poll Place	0		0	
Vote by Mail	0		0	
Mail Ballot	3	37.50%	5	62.50%
Total	3	37.50%	5	62.50%
7020281				
Poll Place	0		0	
Vote by Mail	0		0	
Mail Ballot	8	47.06%	9	52.94%
Total	8	47.06%	9	52.94%
7021136				
Poll Place	0		0	
Vote by Mail	0		0	
Mail Ballot	0		0	
Total	0		0	
7021138				
Poll Place	0		0	
Vote by Mail	0		0	
Mail Ballot	14	82.35%	3	17.65%
Total	14	82.35%	3	17.65%
7021139				
Poll Place	0		0	
Vote by Mail	0		0	
Mail Ballot	14	14.14%	84	84.85%
Total	14	14.14%	84	84.85%

Precinct	GLORIA LA RIVA FOR PRESIDENT (PF)		ROQUE "ROCKY" DE LA FUENTE GUERRA FOR PRESIDENT (AIP)		HOWIE HAWKINS FOR PRESIDENT (GRN)		JO JORGENSEN FOR PRESIDENT (LIB)		Total Votes	Brian Carroll Qualified Write In		Mark Charles Qualified Write In	
7020266													
Poll Place	0		0		0		0		0	0		0	
Vote by Mail	0		0		0		0		0	0		0	
Mail Ballot	1	0.56%	0	0.00%	0	0.00%	5	2.78%	180	0	0.00%	0	0.00%
Total	1	0.56%	0	0.00%	0	0.00%	5	2.78%	180	0	0.00%	0	0.00%
7020267													
Poll Place	0		0		0		0		0	0		0	
Vote by Mail	0		0		0		0		0	0		0	
Mail Ballot	0	0.00%	0	0.00%	0	0.00%	0	0.00%	8	0	0.00%	0	0.00%
Total	0	0.00%	0	0.00%	0	0.00%	0	0.00%	8	0	0.00%	0	0.00%
7020281													
Poll Place	0		0		0		0		0	0		0	
Vote by Mail	0		0		0		0		0	0		0	
Mail Ballot	0	0.00%	0	0.00%	0	0.00%	0	0.00%	17	0	0.00%	0	0.00%
Total	0	0.00%	0	0.00%	0	0.00%	0	0.00%	17	0	0.00%	0	0.00%
7021136													
Poll Place	0		0		0		0		0	0		0	
Vote by Mail	0		0		0		0		0	0		0	
Mail Ballot	0		0		0		0		0	0		0	
Total	0		0		0		0		0	0		0	
7021138													
Poll Place	0		0		0		0		0	0		0	
Vote by Mail	0		0		0		0		0	0		0	
Mail Ballot	0	0.00%	0	0.00%	0	0.00%	0	0.00%	17	0	0.00%	0	0.00%
Total	0	0.00%	0	0.00%	0	0.00%	0	0.00%	17	0	0.00%	0	0.00%
7021139													
Poll Place	0		0		0		0		0	0		0	
Vote by Mail	0		0		0		0		0	0		0	
Mail Ballot	1	1.01%	0	0.00%	0	0.00%	0	0.00%	99	0	0.00%	0	0.00%
Total	1	1.01%	0	0.00%	0	0.00%	0	0.00%	99	0	0.00%	0	0.00%

Precinct	Joseph Kishore Qualified Write In		Brock Pierce Qualified Write In		Jesse Ventura Qualified Write In	
7020266						
Poll Place	0		0		0	
Vote by Mail	0		0		0	
Mail Ballot	0	0.00%	0	0.00%	0	0.00%
Total	0	0.00%	0	0.00%	0	0.00%
7020267						
Poll Place	0		0		0	
Vote by Mail	0		0		0	
Mail Ballot	0	0.00%	0	0.00%	0	0.00%
Total	0	0.00%	0	0.00%	0	0.00%
7020281						
Poll Place	0		0		0	
Vote by Mail	0		0		0	
Mail Ballot	0	0.00%	0	0.00%	0	0.00%
Total	0	0.00%	0	0.00%	0	0.00%
7021136						
Poll Place	0		0		0	
Vote by Mail	0		0		0	
Mail Ballot	0		0		0	
Total	0		0		0	
7021138						
Poll Place	0		0		0	
Vote by Mail	0		0		0	
Mail Ballot	0	0.00%	0	0.00%	0	0.00%
Total	0	0.00%	0	0.00%	0	0.00%
7021139						
Poll Place	0		0		0	
Vote by Mail	0		0		0	
Mail Ballot	0	0.00%	0	0.00%	0	0.00%
Total	0	0.00%	0	0.00%	0	0.00%

Precinct	Registered Voters
7021222	
Poll Place	16
Vote by Mail	16
Mail Ballot	16
Total	16
7021230	
Poll Place	0
Vote by Mail	0
Mail Ballot	0
Total	0
7021231	
Poll Place	16
Vote by Mail	16
Mail Ballot	16
Total	16
7021235	
Poll Place	147
Vote by Mail	147
Mail Ballot	147
Total	147
7021257	
Poll Place	42
Vote by Mail	42
Mail Ballot	42
Total	42
7021261	
Poll Place	64
Vote by Mail	64
Mail Ballot	64
Total	64

Precinct	JOSEPH R. BIDEN FOR PRESIDENT (DEM)		DONALD J. TRUMP FOR PRESIDENT (REP)	
7021222				
Poll Place	0		0	
Vote by Mail	0		0	
Mail Ballot	4	40.00%	6	60.00%
Total	4	40.00%	6	60.00%
7021230				
Poll Place	0		0	
Vote by Mail	0		0	
Mail Ballot	0		0	
Total	0		0	
7021231				
Poll Place	0		0	
Vote by Mail	0		0	
Mail Ballot	4	26.67%	11	73.33%
Total	4	26.67%	11	73.33%
7021235				
Poll Place	0		0	
Vote by Mail	0		0	
Mail Ballot	29	27.36%	75	70.75%
Total	29	27.36%	75	70.75%
7021257				
Poll Place	0		0	
Vote by Mail	0		0	
Mail Ballot	4	17.39%	19	82.61%
Total	4	17.39%	19	82.61%
7021261				
Poll Place	0		0	
Vote by Mail	0		0	
Mail Ballot	22	46.81%	24	51.06%
Total	22	46.81%	24	51.06%

Precinct	GLORIA LA RIVA FOR PRESIDENT (PF)		ROQUE "ROCKY" DE LA FUENTE GUERRA FOR PRESIDENT (AIP)		HOWIE HAWKINS FOR PRESIDENT (GRN)		JO JORGENSEN FOR PRESIDENT (LIB)		Total Votes	Brian Carroll Qualified Write In		Mark Charles Qualified Write In	
7021222													
Poll Place	0		0		0		0		0	0		0	
Vote by Mail	0		0		0		0		0	0		0	
Mail Ballot	0	0.00%	0	0.00%	0	0.00%	0	0.00%	10	0	0.00%	0	0.00%
Total	0	0.00%	0	0.00%	0	0.00%	0	0.00%	10	0	0.00%	0	0.00%
7021230													
Poll Place	0		0		0		0		0	0		0	
Vote by Mail	0		0		0		0		0	0		0	
Mail Ballot	0		0		0		0		0	0		0	
Total	0		0		0		0		0	0		0	
7021231													
Poll Place	0		0		0		0		0	0		0	
Vote by Mail	0		0		0		0		0	0		0	
Mail Ballot	0	0.00%	0	0.00%	0	0.00%	0	0.00%	15	0	0.00%	0	0.00%
Total	0	0.00%	0	0.00%	0	0.00%	0	0.00%	15	0	0.00%	0	0.00%
7021235													
Poll Place	0		0		0		0		0	0		0	
Vote by Mail	0		0		0		0		0	0		0	
Mail Ballot	0	0.00%	0	0.00%	1	0.94%	1	0.94%	106	0	0.00%	0	0.00%
Total	0	0.00%	0	0.00%	1	0.94%	1	0.94%	106	0	0.00%	0	0.00%
7021257													
Poll Place	0		0		0		0		0	0		0	
Vote by Mail	0		0		0		0		0	0		0	
Mail Ballot	0	0.00%	0	0.00%	0	0.00%	0	0.00%	23	0	0.00%	0	0.00%
Total	0	0.00%	0	0.00%	0	0.00%	0	0.00%	23	0	0.00%	0	0.00%
7021261													
Poll Place	0		0		0		0		0	0		0	
Vote by Mail	0		0		0		0		0	0		0	
Mail Ballot	0	0.00%	0	0.00%	0	0.00%	1	2.13%	47	0	0.00%	0	0.00%
Total	0	0.00%	0	0.00%	0	0.00%	1	2.13%	47	0	0.00%	0	0.00%

Precinct	Joseph Kishore Qualified Write In		Brock Pierce Qualified Write In		Jesse Ventura Qualified Write In	
7021222						
Poll Place	0		0		0	
Vote by Mail	0		0		0	
Mail Ballot	0	0.00%	0	0.00%	0	0.00%
Total	0	0.00%	0	0.00%	0	0.00%
7021230						
Poll Place	0		0		0	
Vote by Mail	0		0		0	
Mail Ballot	0		0		0	
Total	0		0		0	
7021231						
Poll Place	0		0		0	
Vote by Mail	0		0		0	
Mail Ballot	0	0.00%	0	0.00%	0	0.00%
Total	0	0.00%	0	0.00%	0	0.00%
7021235						
Poll Place	0		0		0	
Vote by Mail	0		0		0	
Mail Ballot	0	0.00%	0	0.00%	0	0.00%
Total	0	0.00%	0	0.00%	0	0.00%
7021257						
Poll Place	0		0		0	
Vote by Mail	0		0		0	
Mail Ballot	0	0.00%	0	0.00%	0	0.00%
Total	0	0.00%	0	0.00%	0	0.00%
7021261						
Poll Place	0		0		0	
Vote by Mail	0		0		0	
Mail Ballot	0	0.00%	0	0.00%	0	0.00%
Total	0	0.00%	0	0.00%	0	0.00%

Precinct	Registered Voters
7021276	
Poll Place	0
Vote by Mail	0
Mail Ballot	0
Total	0
7021279	
Poll Place	50
Vote by Mail	50
Mail Ballot	50
Total	50
7021301	
Poll Place	136
Vote by Mail	136
Mail Ballot	136
Total	136
7021304	
Poll Place	114
Vote by Mail	114
Mail Ballot	114
Total	114
7021381	
Poll Place	0
Vote by Mail	0
Mail Ballot	0
Total	0
7021387	
Poll Place	127
Vote by Mail	127
Mail Ballot	127
Total	127

Precinct	JOSEPH R. BIDEN FOR PRESIDENT (DEM)		DONALD J. TRUMP FOR PRESIDENT (REP)	
7021276				
Poll Place	0		0	
Vote by Mail	0		0	
Mail Ballot	0		0	
Total	0		0	
7021279				
Poll Place	0		0	
Vote by Mail	0		0	
Mail Ballot	10	27.78%	25	69.44%
Total	10	27.78%	25	69.44%
7021301				
Poll Place	0		0	
Vote by Mail	0		0	
Mail Ballot	30	30.00%	68	68.00%
Total	30	30.00%	68	68.00%
7021304				
Poll Place	0		0	
Vote by Mail	0		0	
Mail Ballot	21	29.17%	50	69.44%
Total	21	29.17%	50	69.44%
7021381				
Poll Place	0		0	
Vote by Mail	0		0	
Mail Ballot	0		0	
Total	0		0	
7021387				
Poll Place	0		0	
Vote by Mail	0		0	
Mail Ballot	28	29.79%	65	69.15%
Total	28	29.79%	65	69.15%

Precinct	GLORIA LA RIVA FOR PRESIDENT (PF)		ROQUE "ROCKY" DE LA FUENTE GUERRA FOR PRESIDENT (AIP)		HOWIE HAWKINS FOR PRESIDENT (GRN)		JO JORGENSEN FOR PRESIDENT (LIB)		Total Votes	Brian Carroll Qualified Write In	Mark Charles Qualified Write In
7021276											
Poll Place	0		0		0		0		0	0	0
Vote by Mail	0		0		0		0		0	0	0
Mail Ballot	0		0		0		0		0	0	0
Total	0		0		0		0		0	0	0
7021279											
Poll Place	0		0		0		0		0	0	0
Vote by Mail	0		0		0		0		0	0	0
Mail Ballot	0	0.00%	0	0.00%	1	2.78%	0	0.00%	36	0	0.00%
Total	0	0.00%	0	0.00%	1	2.78%	0	0.00%	36	0	0.00%
7021301											
Poll Place	0		0		0		0		0	0	0
Vote by Mail	0		0		0		0		0	0	0
Mail Ballot	1	1.00%	0	0.00%	0	0.00%	1	1.00%	100	0	0.00%
Total	1	1.00%	0	0.00%	0	0.00%	1	1.00%	100	0	0.00%
7021304											
Poll Place	0		0		0		0		0	0	0
Vote by Mail	0		0		0		0		0	0	0
Mail Ballot	1	1.39%	0	0.00%	0	0.00%	0	0.00%	72	0	0.00%
Total	1	1.39%	0	0.00%	0	0.00%	0	0.00%	72	0	0.00%
7021381											
Poll Place	0		0		0		0		0	0	0
Vote by Mail	0		0		0		0		0	0	0
Mail Ballot	0		0		0		0		0	0	0
Total	0		0		0		0		0	0	0
7021387											
Poll Place	0		0		0		0		0	0	0
Vote by Mail	0		0		0		0		0	0	0
Mail Ballot	0	0.00%	0	0.00%	0	0.00%	1	1.06%	94	0	0.00%
Total	0	0.00%	0	0.00%	0	0.00%	1	1.06%	94	0	0.00%

Precinct	Joseph Kishore Qualified Write In		Brock Pierce Qualified Write In		Jesse Ventura Qualified Write In	
7021276						
Poll Place	0		0		0	
Vote by Mail	0		0		0	
Mail Ballot	0		0		0	
Total	0		0		0	
7021279						
Poll Place	0		0		0	
Vote by Mail	0		0		0	
Mail Ballot	0	0.00%	0	0.00%	0	0.00%
Total	0	0.00%	0	0.00%	0	0.00%
7021301						
Poll Place	0		0		0	
Vote by Mail	0		0		0	
Mail Ballot	0	0.00%	0	0.00%	0	0.00%
Total	0	0.00%	0	0.00%	0	0.00%
7021304						
Poll Place	0		0		0	
Vote by Mail	0		0		0	
Mail Ballot	0	0.00%	0	0.00%	0	0.00%
Total	0	0.00%	0	0.00%	0	0.00%
7021381						
Poll Place	0		0		0	
Vote by Mail	0		0		0	
Mail Ballot	0		0		0	
Total	0		0		0	
7021387						
Poll Place	0		0		0	
Vote by Mail	0		0		0	
Mail Ballot	0	0.00%	0	0.00%	0	0.00%
Total	0	0.00%	0	0.00%	0	0.00%

Precinct	Registered Voters
7021477	
Poll Place	97
Vote by Mail	97
Mail Ballot	97
Total	97
7021493	
Poll Place	0
Vote by Mail	0
Mail Ballot	0
Total	0
7021494	
Poll Place	0
Vote by Mail	0
Mail Ballot	0
Total	0
7021501	
Poll Place	19
Vote by Mail	19
Mail Ballot	19
Total	19
7021514	
Poll Place	255
Vote by Mail	255
Mail Ballot	255
Total	255
7021527	
Poll Place	159
Vote by Mail	159
Mail Ballot	159
Total	159

Precinct	JOSEPH R. BIDEN FOR PRESIDENT (DEM)		DONALD J. TRUMP FOR PRESIDENT (REP)	
7021477				
Poll Place	0		0	
Vote by Mail	0		0	
Mail Ballot	8	10.13%	69	87.34%
Total	8	10.13%	69	87.34%
7021493				
Poll Place	0		0	
Vote by Mail	0		0	
Mail Ballot	0		0	
Total	0		0	
7021494				
Poll Place	0		0	
Vote by Mail	0		0	
Mail Ballot	0		0	
Total	0		0	
7021501				
Poll Place	0		0	
Vote by Mail	0		0	
Mail Ballot	11	73.33%	4	26.67%
Total	11	73.33%	4	26.67%
7021514				
Poll Place	0		0	
Vote by Mail	0		0	
Mail Ballot	40	19.80%	159	78.71%
Total	40	19.80%	159	78.71%
7021527				
Poll Place	0		0	
Vote by Mail	0		0	
Mail Ballot	34	32.38%	69	65.71%
Total	34	32.38%	69	65.71%

Precinct	GLORIA LA RIVA FOR PRESIDENT (PF)		ROQUE "ROCKY" DE LA FUENTE GUERRA FOR PRESIDENT (AIP)		HOWIE HAWKINS FOR PRESIDENT (GRN)		JO JORGENSEN FOR PRESIDENT (LIB)		Total Votes	Brian Carroll Qualified Write In		Mark Charles Qualified Write In	
7021477													
Poll Place	0		0		0		0		0	0		0	
Vote by Mail	0		0		0		0		0	0		0	
Mail Ballot	0	0.00%	0	0.00%	0	0.00%	2	2.53%	79	0	0.00%	0	0.00%
Total	0	0.00%	0	0.00%	0	0.00%	2	2.53%	79	0	0.00%	0	0.00%
7021493													
Poll Place	0		0		0		0		0	0		0	
Vote by Mail	0		0		0		0		0	0		0	
Mail Ballot	0		0		0		0		0	0		0	
Total	0		0		0		0		0	0		0	
7021494													
Poll Place	0		0		0		0		0	0		0	
Vote by Mail	0		0		0		0		0	0		0	
Mail Ballot	0		0		0		0		0	0		0	
Total	0		0		0		0		0	0		0	
7021501													
Poll Place	0		0		0		0		0	0		0	
Vote by Mail	0		0		0		0		0	0		0	
Mail Ballot	0	0.00%	0	0.00%	0	0.00%	0	0.00%	15	0	0.00%	0	0.00%
Total	0	0.00%	0	0.00%	0	0.00%	0	0.00%	15	0	0.00%	0	0.00%
7021514													
Poll Place	0		0		0		0		0	0		0	
Vote by Mail	0		0		0		0		0	0		0	
Mail Ballot	0	0.00%	0	0.00%	0	0.00%	3	1.49%	202	0	0.00%	0	0.00%
Total	0	0.00%	0	0.00%	0	0.00%	3	1.49%	202	0	0.00%	0	0.00%
7021527													
Poll Place	0		0		0		0		0	0		0	
Vote by Mail	0		0		0		0		0	0		0	
Mail Ballot	1	0.95%	0	0.00%	0	0.00%	1	0.95%	105	0	0.00%	0	0.00%
Total	1	0.95%	0	0.00%	0	0.00%	1	0.95%	105	0	0.00%	0	0.00%

Precinct	Joseph Kishore Qualified Write In		Brock Pierce Qualified Write In		Jesse Ventura Qualified Write In	
7021477						
Poll Place	0		0		0	
Vote by Mail	0		0		0	
Mail Ballot	0	0.00%	0	0.00%	0	0.00%
Total	0	0.00%	0	0.00%	0	0.00%
7021493						
Poll Place	0		0		0	
Vote by Mail	0		0		0	
Mail Ballot	0		0		0	
Total	0		0		0	
7021494						
Poll Place	0		0		0	
Vote by Mail	0		0		0	
Mail Ballot	0		0		0	
Total	0		0		0	
7021501						
Poll Place	0		0		0	
Vote by Mail	0		0		0	
Mail Ballot	0	0.00%	0	0.00%	0	0.00%
Total	0	0.00%	0	0.00%	0	0.00%
7021514						
Poll Place	0		0		0	
Vote by Mail	0		0		0	
Mail Ballot	0	0.00%	0	0.00%	0	0.00%
Total	0	0.00%	0	0.00%	0	0.00%
7021527						
Poll Place	0		0		0	
Vote by Mail	0		0		0	
Mail Ballot	0	0.00%	0	0.00%	0	0.00%
Total	0	0.00%	0	0.00%	0	0.00%

Precinct	Registered Voters
7021637	
Poll Place	8
Vote by Mail	8
Mail Ballot	8
Total	8
7021717	
Poll Place	8
Vote by Mail	8
Mail Ballot	8
Total	8
7021752	
Poll Place	65
Vote by Mail	65
Mail Ballot	65
Total	65
7021879	
Poll Place	0
Vote by Mail	0
Mail Ballot	0
Total	0
7021905	
Poll Place	2
Vote by Mail	2
Mail Ballot	2
Total	2
7021923	
Poll Place	123
Vote by Mail	123
Mail Ballot	123
Total	123

Precinct	JOSEPH R. BIDEN FOR PRESIDENT (DEM)		DONALD J. TRUMP FOR PRESIDENT (REP)	
7021637				
Poll Place	0		0	
Vote by Mail	0		0	
Mail Ballot	4	50.00%	4	50.00%
Total	4	50.00%	4	50.00%
7021717				
Poll Place	0		0	
Vote by Mail	0		0	
Mail Ballot	3	42.86%	4	57.14%
Total	3	42.86%	4	57.14%
7021752				
Poll Place	0		0	
Vote by Mail	0		0	
Mail Ballot	14	45.16%	16	51.61%
Total	14	45.16%	16	51.61%
7021879				
Poll Place	0		0	
Vote by Mail	0		0	
Mail Ballot	0		0	
Total	0		0	
7021905				
Poll Place	0		0	
Vote by Mail	0		0	
Mail Ballot	1	100.00%	0	0.00%
Total	1	100.00%	0	0.00%
7021923				
Poll Place	0		0	
Vote by Mail	0		0	
Mail Ballot	28	29.17%	65	67.71%
Total	28	29.17%	65	67.71%

Precinct	GLORIA LA RIVA FOR PRESIDENT (PF)		ROQUE "ROCKY" DE LA FUENTE GUERRA FOR PRESIDENT (AIP)		HOWIE HAWKINS FOR PRESIDENT (GRN)		JO JORGENSEN FOR PRESIDENT (LIB)		Total Votes	Brian Carroll Qualified Write In		Mark Charles Qualified Write In	
7021637													
Poll Place	0		0		0		0		0	0		0	
Vote by Mail	0		0		0		0		0	0		0	
Mail Ballot	0	0.00%	0	0.00%	0	0.00%	0	0.00%	8	0	0.00%	0	0.00%
Total	0	0.00%	0	0.00%	0	0.00%	0	0.00%	8	0	0.00%	0	0.00%
7021717													
Poll Place	0		0		0		0		0	0		0	
Vote by Mail	0		0		0		0		0	0		0	
Mail Ballot	0	0.00%	0	0.00%	0	0.00%	0	0.00%	7	0	0.00%	0	0.00%
Total	0	0.00%	0	0.00%	0	0.00%	0	0.00%	7	0	0.00%	0	0.00%
7021752													
Poll Place	0		0		0		0		0	0		0	
Vote by Mail	0		0		0		0		0	0		0	
Mail Ballot	0	0.00%	0	0.00%	1	3.23%	0	0.00%	31	0	0.00%	0	0.00%
Total	0	0.00%	0	0.00%	1	3.23%	0	0.00%	31	0	0.00%	0	0.00%
7021879													
Poll Place	0		0		0		0		0	0		0	
Vote by Mail	0		0		0		0		0	0		0	
Mail Ballot	0		0		0		0		0	0		0	
Total	0		0		0		0		0	0		0	
7021905													
Poll Place	0		0		0		0		0	0		0	
Vote by Mail	0		0		0		0		0	0		0	
Mail Ballot	0	0.00%	0	0.00%	0	0.00%	0	0.00%	1	0	0.00%	0	0.00%
Total	0	0.00%	0	0.00%	0	0.00%	0	0.00%	1	0	0.00%	0	0.00%
7021923													
Poll Place	0		0		0		0		0	0		0	
Vote by Mail	0		0		0		0		0	0		0	
Mail Ballot	0	0.00%	0	0.00%	0	0.00%	3	3.13%	96	0	0.00%	0	0.00%
Total	0	0.00%	0	0.00%	0	0.00%	3	3.13%	96	0	0.00%	0	0.00%

Precinct	Joseph Kishore Qualified Write In		Brock Pierce Qualified Write In		Jesse Ventura Qualified Write In	
7021637						
Poll Place	0		0		0	
Vote by Mail	0		0		0	
Mail Ballot	0	0.00%	0	0.00%	0	0.00%
Total	0	0.00%	0	0.00%	0	0.00%
7021717						
Poll Place	0		0		0	
Vote by Mail	0		0		0	
Mail Ballot	0	0.00%	0	0.00%	0	0.00%
Total	0	0.00%	0	0.00%	0	0.00%
7021752						
Poll Place	0		0		0	
Vote by Mail	0		0		0	
Mail Ballot	0	0.00%	0	0.00%	0	0.00%
Total	0	0.00%	0	0.00%	0	0.00%
7021879						
Poll Place	0		0		0	
Vote by Mail	0		0		0	
Mail Ballot	0		0		0	
Total	0		0		0	
7021905						
Poll Place	0		0		0	
Vote by Mail	0		0		0	
Mail Ballot	0	0.00%	0	0.00%	0	0.00%
Total	0	0.00%	0	0.00%	0	0.00%
7021923						
Poll Place	0		0		0	
Vote by Mail	0		0		0	
Mail Ballot	0	0.00%	0	0.00%	0	0.00%
Total	0	0.00%	0	0.00%	0	0.00%

Precinct	Registered Voters
7021924	
Poll Place	227
Vote by Mail	227
Mail Ballot	227
Total	227
7021925	
Poll Place	177
Vote by Mail	177
Mail Ballot	177
Total	177
7021927	
Poll Place	0
Vote by Mail	0
Mail Ballot	0
Total	0
7022001	
Poll Place	47
Vote by Mail	47
Mail Ballot	47
Total	47
7022205	
Poll Place	254
Vote by Mail	254
Mail Ballot	254
Total	254
7022007	
Poll Place	121
Vote by Mail	121
Mail Ballot	121
Total	121

Precinct	JOSEPH R. BIDEN FOR PRESIDENT (DEM)		DONALD J. TRUMP FOR PRESIDENT (REP)	
7021924				
Poll Place	0		0	
Vote by Mail	0		0	
Mail Ballot	30	16.67%	145	80.56%
Total	30	16.67%	145	80.56%
7021925				
Poll Place	0		0	
Vote by Mail	0		0	
Mail Ballot	39	27.46%	103	72.54%
Total	39	27.46%	103	72.54%
7021927				
Poll Place	0		0	
Vote by Mail	0		0	
Mail Ballot	0		0	
Total	0		0	
7022001				
Poll Place	0		0	
Vote by Mail	0		0	
Mail Ballot	15	78.95%	4	21.05%
Total	15	78.95%	4	21.05%
7022205				
Poll Place	0		0	
Vote by Mail	0		0	
Mail Ballot	61	27.98%	150	68.81%
Total	61	27.98%	150	68.81%
7022007				
Poll Place	0		0	
Vote by Mail	0		0	
Mail Ballot	41	52.56%	36	46.15%
Total	41	52.56%	36	46.15%

Precinct	GLORIA LA RIVA FOR PRESIDENT (PF)		ROQUE "ROCKY" DE LA FUENTE GUERRA FOR PRESIDENT (AIP)		HOWIE HAWKINS FOR PRESIDENT (GRN)		JO JORGENSEN FOR PRESIDENT (LIB)		Total Votes	Brian Carroll Qualified Write In		Mark Charles Qualified Write In	
7021924													
Poll Place	0		0		0		0		0	0		0	
Vote by Mail	0		0		0		0		0	0		0	
Mail Ballot	0	0.00%	0	0.00%	1	0.56%	4	2.22%	180	0	0.00%	0	0.00%
Total	0	0.00%	0	0.00%	1	0.56%	4	2.22%	180	0	0.00%	0	0.00%
7021925													
Poll Place	0		0		0		0		0	0		0	
Vote by Mail	0		0		0		0		0	0		0	
Mail Ballot	0	0.00%	0	0.00%	0	0.00%	0	0.00%	142	0	0.00%	0	0.00%
Total	0	0.00%	0	0.00%	0	0.00%	0	0.00%	142	0	0.00%	0	0.00%
7021927													
Poll Place	0		0		0		0		0	0		0	
Vote by Mail	0		0		0		0		0	0		0	
Mail Ballot	0		0		0		0		0	0		0	
Total	0		0		0		0		0	0		0	
7022001													
Poll Place	0		0		0		0		0	0		0	
Vote by Mail	0		0		0		0		0	0		0	
Mail Ballot	0	0.00%	0	0.00%	0	0.00%	0	0.00%	19	0	0.00%	0	0.00%
Total	0	0.00%	0	0.00%	0	0.00%	0	0.00%	19	0	0.00%	0	0.00%
7022205													
Poll Place	0		0		0		0		0	0		0	
Vote by Mail	0		0		0		0		0	0		0	
Mail Ballot	0	0.00%	3	1.38%	1	0.46%	3	1.38%	218	0	0.00%	0	0.00%
Total	0	0.00%	3	1.38%	1	0.46%	3	1.38%	218	0	0.00%	0	0.00%
7022007													
Poll Place	0		0		0		0		0	0		0	
Vote by Mail	0		0		0		0		0	0		0	
Mail Ballot	0	0.00%	0	0.00%	0	0.00%	1	1.28%	78	0	0.00%	0	0.00%
Total	0	0.00%	0	0.00%	0	0.00%	1	1.28%	78	0	0.00%	0	0.00%

Precinct	Joseph Kishore Qualified Write In		Brock Pierce Qualified Write In		Jesse Ventura Qualified Write In	
7021924						
Poll Place	0		0		0	
Vote by Mail	0		0		0	
Mail Ballot	0	0.00%	0	0.00%	0	0.00%
Total	0	0.00%	0	0.00%	0	0.00%
7021925						
Poll Place	0		0		0	
Vote by Mail	0		0		0	
Mail Ballot	0	0.00%	0	0.00%	0	0.00%
Total	0	0.00%	0	0.00%	0	0.00%
7021927						
Poll Place	0		0		0	
Vote by Mail	0		0		0	
Mail Ballot	0		0		0	
Total	0		0		0	
7022001						
Poll Place	0		0		0	
Vote by Mail	0		0		0	
Mail Ballot	0	0.00%	0	0.00%	0	0.00%
Total	0	0.00%	0	0.00%	0	0.00%
7022205						
Poll Place	0		0		0	
Vote by Mail	0		0		0	
Mail Ballot	0	0.00%	0	0.00%	0	0.00%
Total	0	0.00%	0	0.00%	0	0.00%
7022007						
Poll Place	0		0		0	
Vote by Mail	0		0		0	
Mail Ballot	0	0.00%	0	0.00%	0	0.00%
Total	0	0.00%	0	0.00%	0	0.00%

Precinct	Registered Voters
7022013	
Poll Place	119
Vote by Mail	119
Mail Ballot	119
Total	119
7022014	
Poll Place	355
Vote by Mail	355
Mail Ballot	355
Total	355
7022015	
Poll Place	500
Vote by Mail	500
Mail Ballot	500
Total	500
7022019	
Poll Place	273
Vote by Mail	273
Mail Ballot	273
Total	273
7022022	
Poll Place	9
Vote by Mail	9
Mail Ballot	9
Total	9
7022025	
Poll Place	0
Vote by Mail	0
Mail Ballot	0
Total	0

Precinct	JOSEPH R. BIDEN FOR PRESIDENT (DEM)		DONALD J. TRUMP FOR PRESIDENT (REP)	
7022013				
Poll Place	0		0	
Vote by Mail	0		0	
Mail Ballot	36	55.38%	28	43.08%
Total	36	55.38%	28	43.08%
7022014				
Poll Place	0		0	
Vote by Mail	0		0	
Mail Ballot	138	48.08%	145	50.52%
Total	138	48.08%	145	50.52%
7022015				
Poll Place	0		0	
Vote by Mail	0		0	
Mail Ballot	162	42.19%	211	54.95%
Total	162	42.19%	211	54.95%
7022019				
Poll Place	0		0	
Vote by Mail	0		0	
Mail Ballot	110	67.90%	50	30.86%
Total	110	67.90%	50	30.86%
7022022				
Poll Place	0		0	
Vote by Mail	0		0	
Mail Ballot	0	0.00%	8	100.00%
Total	0	0.00%	8	100.00%
7022025				
Poll Place	0		0	
Vote by Mail	0		0	
Mail Ballot	0		0	
Total	0		0	

Precinct	GLORIA LA RIVA FOR PRESIDENT (PF)		ROQUE "ROCKY" DE LA FUENTE GUERRA FOR PRESIDENT (AIP)		HOWIE HAWKINS FOR PRESIDENT (GRN)		JO JORGENSEN FOR PRESIDENT (LIB)		Total Votes	Brian Carroll Qualified Write In		Mark Charles Qualified Write In	
7022013													
Poll Place	0		0		0		0		0	0		0	
Vote by Mail	0		0		0		0		0	0		0	
Mail Ballot	1	1.54%	0	0.00%	0	0.00%	0	0.00%	65	0	0.00%	0	0.00%
Total	1	1.54%	0	0.00%	0	0.00%	0	0.00%	65	0	0.00%	0	0.00%
7022014													
Poll Place	0		0		0		0		0	0		0	
Vote by Mail	0		0		0		0		0	0		0	
Mail Ballot	1	0.35%	0	0.00%	0	0.00%	3	1.05%	287	0	0.00%	0	0.00%
Total	1	0.35%	0	0.00%	0	0.00%	3	1.05%	287	0	0.00%	0	0.00%
7022015													
Poll Place	0		0		0		0		0	0		0	
Vote by Mail	0		0		0		0		0	0		0	
Mail Ballot	1	0.26%	2	0.52%	1	0.26%	7	1.82%	384	0	0.00%	0	0.00%
Total	1	0.26%	2	0.52%	1	0.26%	7	1.82%	384	0	0.00%	0	0.00%
7022019													
Poll Place	0		0		0		0		0	0		0	
Vote by Mail	0		0		0		0		0	0		0	
Mail Ballot	0	0.00%	1	0.62%	0	0.00%	1	0.62%	162	0	0.00%	0	0.00%
Total	0	0.00%	1	0.62%	0	0.00%	1	0.62%	162	0	0.00%	0	0.00%
7022022													
Poll Place	0		0		0		0		0	0		0	
Vote by Mail	0		0		0		0		0	0		0	
Mail Ballot	0	0.00%	0	0.00%	0	0.00%	0	0.00%	8	0	0.00%	0	0.00%
Total	0	0.00%	0	0.00%	0	0.00%	0	0.00%	8	0	0.00%	0	0.00%
7022025													
Poll Place	0		0		0		0		0	0		0	
Vote by Mail	0		0		0		0		0	0		0	
Mail Ballot	0		0		0		0		0	0		0	
Total	0		0		0		0		0	0		0	

Precinct	Joseph Kishore Qualified Write In		Brock Pierce Qualified Write In		Jesse Ventura Qualified Write In	
7022013						
Poll Place	0		0		0	
Vote by Mail	0		0		0	
Mail Ballot	0	0.00%	0	0.00%	0	0.00%
Total	0	0.00%	0	0.00%	0	0.00%
7022014						
Poll Place	0		0		0	
Vote by Mail	0		0		0	
Mail Ballot	0	0.00%	0	0.00%	0	0.00%
Total	0	0.00%	0	0.00%	0	0.00%
7022015						
Poll Place	0		0		0	
Vote by Mail	0		0		0	
Mail Ballot	0	0.00%	0	0.00%	0	0.00%
Total	0	0.00%	0	0.00%	0	0.00%
7022019						
Poll Place	0		0		0	
Vote by Mail	0		0		0	
Mail Ballot	0	0.00%	0	0.00%	0	0.00%
Total	0	0.00%	0	0.00%	0	0.00%
7022022						
Poll Place	0		0		0	
Vote by Mail	0		0		0	
Mail Ballot	0	0.00%	0	0.00%	0	0.00%
Total	0	0.00%	0	0.00%	0	0.00%
7022025						
Poll Place	0		0		0	
Vote by Mail	0		0		0	
Mail Ballot	0		0		0	
Total	0		0		0	

Precinct	Registered Voters
7022028	
Poll Place	160
Vote by Mail	160
Mail Ballot	160
Total	160
7022029	
Poll Place	193
Vote by Mail	193
Mail Ballot	193
Total	193
7022217	
Poll Place	0
Vote by Mail	0
Mail Ballot	0
Total	0
7022227	
Poll Place	0
Vote by Mail	0
Mail Ballot	0
Total	0
7022234	
Poll Place	22
Vote by Mail	22
Mail Ballot	22
Total	22
7022283	
Poll Place	172
Vote by Mail	172
Mail Ballot	172
Total	172

Precinct	JOSEPH R. BIDEN FOR PRESIDENT (DEM)		DONALD J. TRUMP FOR PRESIDENT (REP)	
7022028				
Poll Place	0		0	
Vote by Mail	0		0	
Mail Ballot	56	57.14%	42	42.86%
Total	56	57.14%	42	42.86%
7022029				
Poll Place	0		0	
Vote by Mail	0		0	
Mail Ballot	54	42.86%	68	53.97%
Total	54	42.86%	68	53.97%
7022217				
Poll Place	0		0	
Vote by Mail	0		0	
Mail Ballot	0		0	
Total	0		0	
7022227				
Poll Place	0		0	
Vote by Mail	0		0	
Mail Ballot	0		0	
Total	0		0	
7022234				
Poll Place	0		0	
Vote by Mail	0		0	
Mail Ballot	2	12.50%	13	81.25%
Total	2	12.50%	13	81.25%
7022283				
Poll Place	0		0	
Vote by Mail	0		0	
Mail Ballot	45	44.12%	56	54.90%
Total	45	44.12%	56	54.90%

Precinct	GLORIA LA RIVA FOR PRESIDENT (PF)		ROQUE "ROCKY" DE LA FUENTE GUERRA FOR PRESIDENT (AIP)		HOWIE HAWKINS FOR PRESIDENT (GRN)		JO JORGENSEN FOR PRESIDENT (LIB)		Total Votes	Brian Carroll Qualified Write In		Mark Charles Qualified Write In	
7022028													
Poll Place	0		0		0		0		0	0		0	
Vote by Mail	0		0		0		0		0	0		0	
Mail Ballot	0	0.00%	0	0.00%	0	0.00%	0	0.00%	98	0	0.00%	0	0.00%
Total	0	0.00%	0	0.00%	0	0.00%	0	0.00%	98	0	0.00%	0	0.00%
7022029													
Poll Place	0		0		0		0		0	0		0	
Vote by Mail	0		0		0		0		0	0		0	
Mail Ballot	0	0.00%	0	0.00%	1	0.79%	3	2.38%	126	0	0.00%	0	0.00%
Total	0	0.00%	0	0.00%	1	0.79%	3	2.38%	126	0	0.00%	0	0.00%
7022217													
Poll Place	0		0		0		0		0	0		0	
Vote by Mail	0		0		0		0		0	0		0	
Mail Ballot	0		0		0		0		0	0		0	
Total	0		0		0		0		0	0		0	
7022227													
Poll Place	0		0		0		0		0	0		0	
Vote by Mail	0		0		0		0		0	0		0	
Mail Ballot	0		0		0		0		0	0		0	
Total	0		0		0		0		0	0		0	
7022234													
Poll Place	0		0		0		0		0	0		0	
Vote by Mail	0		0		0		0		0	0		0	
Mail Ballot	1	6.25%	0	0.00%	0	0.00%	0	0.00%	16	0	0.00%	0	0.00%
Total	1	6.25%	0	0.00%	0	0.00%	0	0.00%	16	0	0.00%	0	0.00%
7022283													
Poll Place	0		0		0		0		0	0		0	
Vote by Mail	0		0		0		0		0	0		0	
Mail Ballot	0	0.00%	1	0.98%	0	0.00%	0	0.00%	102	0	0.00%	0	0.00%
Total	0	0.00%	1	0.98%	0	0.00%	0	0.00%	102	0	0.00%	0	0.00%

Precinct	Joseph Kishore Qualified Write In		Brock Pierce Qualified Write In		Jesse Ventura Qualified Write In	
7022028						
Poll Place	0		0		0	
Vote by Mail	0		0		0	
Mail Ballot	0	0.00%	0	0.00%	0	0.00%
Total	0	0.00%	0	0.00%	0	0.00%
7022029						
Poll Place	0		0		0	
Vote by Mail	0		0		0	
Mail Ballot	0	0.00%	0	0.00%	0	0.00%
Total	0	0.00%	0	0.00%	0	0.00%
7022217						
Poll Place	0		0		0	
Vote by Mail	0		0		0	
Mail Ballot	0		0		0	
Total	0		0		0	
7022227						
Poll Place	0		0		0	
Vote by Mail	0		0		0	
Mail Ballot	0		0		0	
Total	0		0		0	
7022234						
Poll Place	0		0		0	
Vote by Mail	0		0		0	
Mail Ballot	0	0.00%	0	0.00%	0	0.00%
Total	0	0.00%	0	0.00%	0	0.00%
7022283						
Poll Place	0		0		0	
Vote by Mail	0		0		0	
Mail Ballot	0	0.00%	0	0.00%	0	0.00%
Total	0	0.00%	0	0.00%	0	0.00%

Precinct	Registered Voters
7022421	
Poll Place	43
Vote by Mail	43
Mail Ballot	43
Total	43
7022454	
Poll Place	247
Vote by Mail	247
Mail Ballot	247
Total	247
7022456	
Poll Place	2
Vote by Mail	2
Mail Ballot	2
Total	2
7022473	
Poll Place	1
Vote by Mail	1
Mail Ballot	1
Total	1
7022600	
Poll Place	15
Vote by Mail	15
Mail Ballot	15
Total	15
7022658	
Poll Place	8
Vote by Mail	8
Mail Ballot	8
Total	8

Precinct	JOSEPH R. BIDEN FOR PRESIDENT (DEM)		DONALD J. TRUMP FOR PRESIDENT (REP)	
7022421				
Poll Place	0		0	
Vote by Mail	0		0	
Mail Ballot	12	54.55%	10	45.45%
Total	12	54.55%	10	45.45%
7022454				
Poll Place	0		0	
Vote by Mail	0		0	
Mail Ballot	62	41.33%	82	54.67%
Total	62	41.33%	82	54.67%
7022456				
Poll Place	0		0	
Vote by Mail	0		0	
Mail Ballot	2	100.00%	0	0.00%
Total	2	100.00%	0	0.00%
7022473				
Poll Place	0		0	
Vote by Mail	0		0	
Mail Ballot	1	100.00%	0	0.00%
Total	1	100.00%	0	0.00%
7022600				
Poll Place	0		0	
Vote by Mail	0		0	
Mail Ballot	4	30.77%	7	53.85%
Total	4	30.77%	7	53.85%
7022658				
Poll Place	0		0	
Vote by Mail	0		0	
Mail Ballot	1	20.00%	4	80.00%
Total	1	20.00%	4	80.00%

Precinct	GLORIA LA RIVA FOR PRESIDENT (PF)		ROQUE "ROCKY" DE LA FUENTE GUERRA FOR PRESIDENT (AIP)		HOWIE HAWKINS FOR PRESIDENT (GRN)		JO JORGENSEN FOR PRESIDENT (LIB)		Total Votes	Brian Carroll Qualified Write In		Mark Charles Qualified Write In	
7022421													
Poll Place	0		0		0		0		0	0		0	
Vote by Mail	0		0		0		0		0	0		0	
Mail Ballot	0	0.00%	0	0.00%	0	0.00%	0	0.00%	22	0	0.00%	0	0.00%
Total	0	0.00%	0	0.00%	0	0.00%	0	0.00%	22	0	0.00%	0	0.00%
7022454													
Poll Place	0		0		0		0		0	0		0	
Vote by Mail	0		0		0		0		0	0		0	
Mail Ballot	1	0.67%	1	0.67%	3	2.00%	1	0.67%	150	0	0.00%	0	0.00%
Total	1	0.67%	1	0.67%	3	2.00%	1	0.67%	150	0	0.00%	0	0.00%
7022456													
Poll Place	0		0		0		0		0	0		0	
Vote by Mail	0		0		0		0		0	0		0	
Mail Ballot	0	0.00%	0	0.00%	0	0.00%	0	0.00%	2	0	0.00%	0	0.00%
Total	0	0.00%	0	0.00%	0	0.00%	0	0.00%	2	0	0.00%	0	0.00%
7022473													
Poll Place	0		0		0		0		0	0		0	
Vote by Mail	0		0		0		0		0	0		0	
Mail Ballot	0	0.00%	0	0.00%	0	0.00%	0	0.00%	1	0	0.00%	0	0.00%
Total	0	0.00%	0	0.00%	0	0.00%	0	0.00%	1	0	0.00%	0	0.00%
7022600													
Poll Place	0		0		0		0		0	0		0	
Vote by Mail	0		0		0		0		0	0		0	
Mail Ballot	0	0.00%	1	7.69%	0	0.00%	1	7.69%	13	0	0.00%	0	0.00%
Total	0	0.00%	1	7.69%	0	0.00%	1	7.69%	13	0	0.00%	0	0.00%
7022658													
Poll Place	0		0		0		0		0	0		0	
Vote by Mail	0		0		0		0		0	0		0	
Mail Ballot	0	0.00%	0	0.00%	0	0.00%	0	0.00%	5	0	0.00%	0	0.00%
Total	0	0.00%	0	0.00%	0	0.00%	0	0.00%	5	0	0.00%	0	0.00%

Precinct	Joseph Kishore Qualified Write In		Brock Pierce Qualified Write In		Jesse Ventura Qualified Write In	
7022421						
Poll Place	0		0		0	
Vote by Mail	0		0		0	
Mail Ballot	0	0.00%	0	0.00%	0	0.00%
Total	0	0.00%	0	0.00%	0	0.00%
7022454						
Poll Place	0		0		0	
Vote by Mail	0		0		0	
Mail Ballot	0	0.00%	0	0.00%	0	0.00%
Total	0	0.00%	0	0.00%	0	0.00%
7022456						
Poll Place	0		0		0	
Vote by Mail	0		0		0	
Mail Ballot	0	0.00%	0	0.00%	0	0.00%
Total	0	0.00%	0	0.00%	0	0.00%
7022473						
Poll Place	0		0		0	
Vote by Mail	0		0		0	
Mail Ballot	0	0.00%	0	0.00%	0	0.00%
Total	0	0.00%	0	0.00%	0	0.00%
7022600						
Poll Place	0		0		0	
Vote by Mail	0		0		0	
Mail Ballot	0	0.00%	0	0.00%	0	0.00%
Total	0	0.00%	0	0.00%	0	0.00%
7022658						
Poll Place	0		0		0	
Vote by Mail	0		0		0	
Mail Ballot	0	0.00%	0	0.00%	0	0.00%
Total	0	0.00%	0	0.00%	0	0.00%

Precinct	Registered Voters
7022768	
Poll Place	0
Vote by Mail	0
Mail Ballot	0
Total	0
7022791	
Poll Place	100
Vote by Mail	100
Mail Ballot	100
Total	100
7022793	
Poll Place	96
Vote by Mail	96
Mail Ballot	96
Total	96
7022803	
Poll Place	42
Vote by Mail	42
Mail Ballot	42
Total	42
7022805	
Poll Place	158
Vote by Mail	158
Mail Ballot	158
Total	158
7023016	
Poll Place	0
Vote by Mail	0
Mail Ballot	0
Total	0

Precinct	JOSEPH R. BIDEN FOR PRESIDENT (DEM)		DONALD J. TRUMP FOR PRESIDENT (REP)	
7022768				
Poll Place	0		0	
Vote by Mail	0		0	
Mail Ballot	0		0	
Total	0		0	
7022791				
Poll Place	0		0	
Vote by Mail	0		0	
Mail Ballot	29	37.18%	48	61.54%
Total	29	37.18%	48	61.54%
7022793				
Poll Place	0		0	
Vote by Mail	0		0	
Mail Ballot	14	18.42%	62	81.58%
Total	14	18.42%	62	81.58%
7022803				
Poll Place	0		0	
Vote by Mail	0		0	
Mail Ballot	9	81.82%	2	18.18%
Total	9	81.82%	2	18.18%
7022805				
Poll Place	0		0	
Vote by Mail	0		0	
Mail Ballot	44	38.26%	65	56.52%
Total	44	38.26%	65	56.52%
7023016				
Poll Place	0		0	
Vote by Mail	0		0	
Mail Ballot	0		0	
Total	0		0	

Precinct	GLORIA LA RIVA FOR PRESIDENT (PF)		ROQUE "ROCKY" DE LA FUENTE GUERRA FOR PRESIDENT (AIP)		HOWIE HAWKINS FOR PRESIDENT (GRN)		JO JORGENSEN FOR PRESIDENT (LIB)		Total Votes	Brian Carroll Qualified Write In	Mark Charles Qualified Write In
7022768											
Poll Place	0		0		0		0		0	0	0
Vote by Mail	0		0		0		0		0	0	0
Mail Ballot	0		0		0		0		0	0	0
Total	0		0		0		0		0	0	0
7022791											
Poll Place	0		0		0		0		0	0	0
Vote by Mail	0		0		0		0		0	0	0
Mail Ballot	0	0.00%	1	1.28%	0	0.00%	0	0.00%	78	0	0.00%
Total	0	0.00%	1	1.28%	0	0.00%	0	0.00%	78	0	0.00%
7022793											
Poll Place	0		0		0		0		0	0	0
Vote by Mail	0		0		0		0		0	0	0
Mail Ballot	0	0.00%	0	0.00%	0	0.00%	0	0.00%	76	0	0.00%
Total	0	0.00%	0	0.00%	0	0.00%	0	0.00%	76	0	0.00%
7022803											
Poll Place	0		0		0		0		0	0	0
Vote by Mail	0		0		0		0		0	0	0
Mail Ballot	0	0.00%	0	0.00%	0	0.00%	0	0.00%	11	0	0.00%
Total	0	0.00%	0	0.00%	0	0.00%	0	0.00%	11	0	0.00%
7022805											
Poll Place	0		0		0		0		0	0	0
Vote by Mail	0		0		0		0		0	0	0
Mail Ballot	0	0.00%	0	0.00%	1	0.87%	5	4.35%	115	0	0.00%
Total	0	0.00%	0	0.00%	1	0.87%	5	4.35%	115	0	0.00%
7023016											
Poll Place	0		0		0		0		0	0	0
Vote by Mail	0		0		0		0		0	0	0
Mail Ballot	0		0		0		0		0	0	0
Total	0		0		0		0		0	0	0

Precinct	Joseph Kishore Qualified Write In		Brock Pierce Qualified Write In		Jesse Ventura Qualified Write In	
7022768						
Poll Place	0		0		0	
Vote by Mail	0		0		0	
Mail Ballot	0		0		0	
Total	0		0		0	
7022791						
Poll Place	0		0		0	
Vote by Mail	0		0		0	
Mail Ballot	0	0.00%	0	0.00%	0	0.00%
Total	0	0.00%	0	0.00%	0	0.00%
7022793						
Poll Place	0		0		0	
Vote by Mail	0		0		0	
Mail Ballot	0	0.00%	0	0.00%	0	0.00%
Total	0	0.00%	0	0.00%	0	0.00%
7022803						
Poll Place	0		0		0	
Vote by Mail	0		0		0	
Mail Ballot	0	0.00%	0	0.00%	0	0.00%
Total	0	0.00%	0	0.00%	0	0.00%
7022805						
Poll Place	0		0		0	
Vote by Mail	0		0		0	
Mail Ballot	0	0.00%	0	0.00%	0	0.00%
Total	0	0.00%	0	0.00%	0	0.00%
7023016						
Poll Place	0		0		0	
Vote by Mail	0		0		0	
Mail Ballot	0		0		0	
Total	0		0		0	

Precinct	Registered Voters
7023018	
Poll Place	0
Vote by Mail	0
Mail Ballot	0
Total	0
7023019	
Poll Place	0
Vote by Mail	0
Mail Ballot	0
Total	0
7023024	
Poll Place	138
Vote by Mail	138
Mail Ballot	138
Total	138
7023037	
Poll Place	40
Vote by Mail	40
Mail Ballot	40
Total	40
7023082	
Poll Place	194
Vote by Mail	194
Mail Ballot	194
Total	194
7023084	
Poll Place	0
Vote by Mail	0
Mail Ballot	0
Total	0

Precinct	JOSEPH R. BIDEN FOR PRESIDENT (DEM)		DONALD J. TRUMP FOR PRESIDENT (REP)	
7023018				
Poll Place	0		0	
Vote by Mail	0		0	
Mail Ballot	0		0	
Total	0		0	
7023019				
Poll Place	0		0	
Vote by Mail	0		0	
Mail Ballot	0		0	
Total	0		0	
7023024				
Poll Place	0		0	
Vote by Mail	0		0	
Mail Ballot	25	26.32%	70	73.68%
Total	25	26.32%	70	73.68%
7023037				
Poll Place	0		0	
Vote by Mail	0		0	
Mail Ballot	7	30.43%	16	69.57%
Total	7	30.43%	16	69.57%
7023082				
Poll Place	0		0	
Vote by Mail	0		0	
Mail Ballot	41	30.60%	91	67.91%
Total	41	30.60%	91	67.91%
7023084				
Poll Place	0		0	
Vote by Mail	0		0	
Mail Ballot	0		0	
Total	0		0	

Precinct	GLORIA LA RIVA FOR PRESIDENT (PF)	ROQUE "ROCKY" DE LA FUENTE GUERRA FOR PRESIDENT (AIP)	HOWIE HAWKINS FOR PRESIDENT (GRN)	JO JORGENSEN FOR PRESIDENT (LIB)	Total Votes	Brian Carroll Qualified Write In	Mark Charles Qualified Write In
7023018							
Poll Place	0	0	0	0	0	0	0
Vote by Mail	0	0	0	0	0	0	0
Mail Ballot	0	0	0	0	0	0	0
Total	0	0	0	0	0	0	0
7023019							
Poll Place	0	0	0	0	0	0	0
Vote by Mail	0	0	0	0	0	0	0
Mail Ballot	0	0	0	0	0	0	0
Total	0	0	0	0	0	0	0
7023024							
Poll Place	0	0	0	0	0	0	0
Vote by Mail	0	0	0	0	0	0	0
Mail Ballot	0	0.00%	0	0.00%	95	0	0.00%
Total	0	0.00%	0	0.00%	95	0	0.00%
7023037							
Poll Place	0	0	0	0	0	0	0
Vote by Mail	0	0	0	0	0	0	0
Mail Ballot	0	0.00%	0	0.00%	23	0	0.00%
Total	0	0.00%	0	0.00%	23	0	0.00%
7023082							
Poll Place	0	0	0	0	0	0	0
Vote by Mail	0	0	0	0	0	0	0
Mail Ballot	0	0.00%	0	0.00%	134	0	0.00%
Total	0	0.00%	0	0.00%	134	0	0.00%
7023084							
Poll Place	0	0	0	0	0	0	0
Vote by Mail	0	0	0	0	0	0	0
Mail Ballot	0	0	0	0	0	0	0
Total	0	0	0	0	0	0	0

Precinct	Joseph Kishore Qualified Write In		Brock Pierce Qualified Write In		Jesse Ventura Qualified Write In	
7023018						
Poll Place	0		0		0	
Vote by Mail	0		0		0	
Mail Ballot	0		0		0	
Total	0		0		0	
7023019						
Poll Place	0		0		0	
Vote by Mail	0		0		0	
Mail Ballot	0		0		0	
Total	0		0		0	
7023024						
Poll Place	0		0		0	
Vote by Mail	0		0		0	
Mail Ballot	0	0.00%	0	0.00%	0	0.00%
Total	0	0.00%	0	0.00%	0	0.00%
7023037						
Poll Place	0		0		0	
Vote by Mail	0		0		0	
Mail Ballot	0	0.00%	0	0.00%	0	0.00%
Total	0	0.00%	0	0.00%	0	0.00%
7023082						
Poll Place	0		0		0	
Vote by Mail	0		0		0	
Mail Ballot	0	0.00%	0	0.00%	0	0.00%
Total	0	0.00%	0	0.00%	0	0.00%
7023084						
Poll Place	0		0		0	
Vote by Mail	0		0		0	
Mail Ballot	0		0		0	
Total	0		0		0	

Precinct	Registered Voters
7023148	
Poll Place	12
Vote by Mail	12
Mail Ballot	12
Total	12
7023198	
Poll Place	15
Vote by Mail	15
Mail Ballot	15
Total	15
7023201	
Poll Place	4
Vote by Mail	4
Mail Ballot	4
Total	4
7023221	
Poll Place	0
Vote by Mail	0
Mail Ballot	0
Total	0
7023303	
Poll Place	0
Vote by Mail	0
Mail Ballot	0
Total	0
7023395	
Poll Place	0
Vote by Mail	0
Mail Ballot	0
Total	0

Precinct	JOSEPH R. BIDEN FOR PRESIDENT (DEM)		DONALD J. TRUMP FOR PRESIDENT (REP)	
7023148				
Poll Place	0		0	
Vote by Mail	0		0	
Mail Ballot	1	8.33%	11	91.67%
Total	1	8.33%	11	91.67%
7023198				
Poll Place	0		0	
Vote by Mail	0		0	
Mail Ballot	4	36.36%	6	54.55%
Total	4	36.36%	6	54.55%
7023201				
Poll Place	0		0	
Vote by Mail	0		0	
Mail Ballot	0	0.00%	2	100.00%
Total	0	0.00%	2	100.00%
7023221				
Poll Place	0		0	
Vote by Mail	0		0	
Mail Ballot	0		0	
Total	0		0	
7023303				
Poll Place	0		0	
Vote by Mail	0		0	
Mail Ballot	0		0	
Total	0		0	
7023395				
Poll Place	0		0	
Vote by Mail	0		0	
Mail Ballot	0		0	
Total	0		0	

Precinct	GLORIA LA RIVA FOR PRESIDENT (PF)		ROQUE "ROCKY" DE LA FUENTE GUERRA FOR PRESIDENT (AIP)		HOWIE HAWKINS FOR PRESIDENT (GRN)		JO JORGENSEN FOR PRESIDENT (LIB)		Total Votes	Brian Carroll Qualified Write In		Mark Charles Qualified Write In	
7023148													
Poll Place	0		0		0		0		0	0		0	
Vote by Mail	0		0		0		0		0	0		0	
Mail Ballot	0	0.00%	0	0.00%	0	0.00%	0	0.00%	12	0	0.00%	0	0.00%
Total	0	0.00%	0	0.00%	0	0.00%	0	0.00%	12	0	0.00%	0	0.00%
7023198													
Poll Place	0		0		0		0		0	0		0	
Vote by Mail	0		0		0		0		0	0		0	
Mail Ballot	0	0.00%	1	9.09%	0	0.00%	0	0.00%	11	0	0.00%	0	0.00%
Total	0	0.00%	1	9.09%	0	0.00%	0	0.00%	11	0	0.00%	0	0.00%
7023201													
Poll Place	0		0		0		0		0	0		0	
Vote by Mail	0		0		0		0		0	0		0	
Mail Ballot	0	0.00%	0	0.00%	0	0.00%	0	0.00%	2	0	0.00%	0	0.00%
Total	0	0.00%	0	0.00%	0	0.00%	0	0.00%	2	0	0.00%	0	0.00%
7023221													
Poll Place	0		0		0		0		0	0		0	
Vote by Mail	0		0		0		0		0	0		0	
Mail Ballot	0		0		0		0		0	0		0	
Total	0		0		0		0		0	0		0	
7023303													
Poll Place	0		0		0		0		0	0		0	
Vote by Mail	0		0		0		0		0	0		0	
Mail Ballot	0		0		0		0		0	0		0	
Total	0		0		0		0		0	0		0	
7023395													
Poll Place	0		0		0		0		0	0		0	
Vote by Mail	0		0		0		0		0	0		0	
Mail Ballot	0		0		0		0		0	0		0	
Total	0		0		0		0		0	0		0	

Precinct	Joseph Kishore Qualified Write In		Brock Pierce Qualified Write In		Jesse Ventura Qualified Write In	
7023148						
Poll Place	0		0		0	
Vote by Mail	0		0		0	
Mail Ballot	0	0.00%	0	0.00%	0	0.00%
Total	0	0.00%	0	0.00%	0	0.00%
7023198						
Poll Place	0		0		0	
Vote by Mail	0		0		0	
Mail Ballot	0	0.00%	0	0.00%	0	0.00%
Total	0	0.00%	0	0.00%	0	0.00%
7023201						
Poll Place	0		0		0	
Vote by Mail	0		0		0	
Mail Ballot	0	0.00%	0	0.00%	0	0.00%
Total	0	0.00%	0	0.00%	0	0.00%
7023221						
Poll Place	0		0		0	
Vote by Mail	0		0		0	
Mail Ballot	0		0		0	
Total	0		0		0	
7023303						
Poll Place	0		0		0	
Vote by Mail	0		0		0	
Mail Ballot	0		0		0	
Total	0		0		0	
7023395						
Poll Place	0		0		0	
Vote by Mail	0		0		0	
Mail Ballot	0		0		0	
Total	0		0		0	

Precinct	Registered Voters
7023469	
Poll Place	1
Vote by Mail	1
Mail Ballot	1
Total	1
7023470	
Poll Place	333
Vote by Mail	333
Mail Ballot	333
Total	333
7023476	
Poll Place	256
Vote by Mail	256
Mail Ballot	256
Total	256
7023500	
Poll Place	206
Vote by Mail	206
Mail Ballot	206
Total	206
7023505	
Poll Place	2
Vote by Mail	2
Mail Ballot	2
Total	2
7023590	
Poll Place	0
Vote by Mail	0
Mail Ballot	0
Total	0

Precinct	JOSEPH R. BIDEN FOR PRESIDENT (DEM)		DONALD J. TRUMP FOR PRESIDENT (REP)	
7023469				
Poll Place	0		0	
Vote by Mail	0		0	
Mail Ballot	0		0	
Total	0		0	
7023470				
Poll Place	0		0	
Vote by Mail	0		0	
Mail Ballot	101	63.92%	52	32.91%
Total	101	63.92%	52	32.91%
7023476				
Poll Place	0		0	
Vote by Mail	0		0	
Mail Ballot	50	21.74%	173	75.22%
Total	50	21.74%	173	75.22%
7023500				
Poll Place	0		0	
Vote by Mail	0		0	
Mail Ballot	35	19.89%	139	78.98%
Total	35	19.89%	139	78.98%
7023505				
Poll Place	0		0	
Vote by Mail	0		0	
Mail Ballot	0	0.00%	1	100.00%
Total	0	0.00%	1	100.00%
7023590				
Poll Place	0		0	
Vote by Mail	0		0	
Mail Ballot	0		0	
Total	0		0	

Precinct	GLORIA LA RIVA FOR PRESIDENT (PF)		ROQUE "ROCKY" DE LA FUENTE GUERRA FOR PRESIDENT (AIP)		HOWIE HAWKINS FOR PRESIDENT (GRN)		JO JORGENSEN FOR PRESIDENT (LIB)		Total Votes	Brian Carroll Qualified Write In	Mark Charles Qualified Write In
7023469											
Poll Place	0		0		0		0		0	0	0
Vote by Mail	0		0		0		0		0	0	0
Mail Ballot	0		0		0		0		0	0	0
Total	0		0		0		0		0	0	0
7023470											
Poll Place	0		0		0		0		0	0	0
Vote by Mail	0		0		0		0		0	0	0
Mail Ballot	1	0.63%	2	1.27%	1	0.63%	1	0.63%	158	0	0.00%
Total	1	0.63%	2	1.27%	1	0.63%	1	0.63%	158	0	0.00%
7023476											
Poll Place	0		0		0		0		0	0	0
Vote by Mail	0		0		0		0		0	0	0
Mail Ballot	1	0.43%	0	0.00%	0	0.00%	6	2.61%	230	0	0.00%
Total	1	0.43%	0	0.00%	0	0.00%	6	2.61%	230	0	0.00%
7023500											
Poll Place	0		0		0		0		0	0	0
Vote by Mail	0		0		0		0		0	0	0
Mail Ballot	0	0.00%	0	0.00%	0	0.00%	2	1.14%	176	0	0.00%
Total	0	0.00%	0	0.00%	0	0.00%	2	1.14%	176	0	0.00%
7023505											
Poll Place	0		0		0		0		0	0	0
Vote by Mail	0		0		0		0		0	0	0
Mail Ballot	0	0.00%	0	0.00%	0	0.00%	0	0.00%	1	0	0.00%
Total	0	0.00%	0	0.00%	0	0.00%	0	0.00%	1	0	0.00%
7023590											
Poll Place	0		0		0		0		0	0	0
Vote by Mail	0		0		0		0		0	0	0
Mail Ballot	0		0		0		0		0	0	0
Total	0		0		0		0		0	0	0

Precinct	Joseph Kishore Qualified Write In		Brock Pierce Qualified Write In		Jesse Ventura Qualified Write In	
7023469						
Poll Place	0		0		0	
Vote by Mail	0		0		0	
Mail Ballot	0		0		0	
Total	0		0		0	
7023470						
Poll Place	0		0		0	
Vote by Mail	0		0		0	
Mail Ballot	0	0.00%	0	0.00%	0	0.00%
Total	0	0.00%	0	0.00%	0	0.00%
7023476						
Poll Place	0		0		0	
Vote by Mail	0		0		0	
Mail Ballot	0	0.00%	0	0.00%	0	0.00%
Total	0	0.00%	0	0.00%	0	0.00%
7023500						
Poll Place	0		0		0	
Vote by Mail	0		0		0	
Mail Ballot	0	0.00%	0	0.00%	0	0.00%
Total	0	0.00%	0	0.00%	0	0.00%
7023505						
Poll Place	0		0		0	
Vote by Mail	0		0		0	
Mail Ballot	0	0.00%	0	0.00%	0	0.00%
Total	0	0.00%	0	0.00%	0	0.00%
7023590						
Poll Place	0		0		0	
Vote by Mail	0		0		0	
Mail Ballot	0		0		0	
Total	0		0		0	

Precinct	Registered Voters
7023604	
Poll Place	0
Vote by Mail	0
Mail Ballot	0
Total	0
7023606	
Poll Place	0
Vote by Mail	0
Mail Ballot	0
Total	0
7023610	
Poll Place	233
Vote by Mail	233
Mail Ballot	233
Total	233
7023766	
Poll Place	1
Vote by Mail	1
Mail Ballot	1
Total	1
7025274	
Poll Place	0
Vote by Mail	0
Mail Ballot	0
Total	0
7025275	
Poll Place	0
Vote by Mail	0
Mail Ballot	0
Total	0

Precinct	JOSEPH R. BIDEN FOR PRESIDENT (DEM)		DONALD J. TRUMP FOR PRESIDENT (REP)	
7023604				
Poll Place	0		0	
Vote by Mail	0		0	
Mail Ballot	0		0	
Total	0		0	
7023606				
Poll Place	0		0	
Vote by Mail	0		0	
Mail Ballot	0		0	
Total	0		0	
7023610				
Poll Place	0		0	
Vote by Mail	0		0	
Mail Ballot	62	36.26%	106	61.99%
Total	62	36.26%	106	61.99%
7023766				
Poll Place	0		0	
Vote by Mail	0		0	
Mail Ballot	0	0.00%	1	100.00%
Total	0	0.00%	1	100.00%
7025274				
Poll Place	0		0	
Vote by Mail	0		0	
Mail Ballot	0		0	
Total	0		0	
7025275				
Poll Place	0		0	
Vote by Mail	0		0	
Mail Ballot	0		0	
Total	0		0	

Precinct	GLORIA LA RIVA FOR PRESIDENT (PF)		ROQUE "ROCKY" DE LA FUENTE GUERRA FOR PRESIDENT (AIP)		HOWIE HAWKINS FOR PRESIDENT (GRN)		JO JORGENSEN FOR PRESIDENT (LIB)		Total Votes	Brian Carroll Qualified Write In		Mark Charles Qualified Write In	
7023604													
Poll Place	0		0		0		0		0	0		0	
Vote by Mail	0		0		0		0		0	0		0	
Mail Ballot	0		0		0		0		0	0		0	
Total	0		0		0		0		0	0		0	
7023606													
Poll Place	0		0		0		0		0	0		0	
Vote by Mail	0		0		0		0		0	0		0	
Mail Ballot	0		0		0		0		0	0		0	
Total	0		0		0		0		0	0		0	
7023610													
Poll Place	0		0		0		0		0	0		0	
Vote by Mail	0		0		0		0		0	0		0	
Mail Ballot	1	0.58%	1	0.58%	0	0.00%	1	0.58%	171	0	0.00%	0	0.00%
Total	1	0.58%	1	0.58%	0	0.00%	1	0.58%	171	0	0.00%	0	0.00%
7023766													
Poll Place	0		0		0		0		0	0		0	
Vote by Mail	0		0		0		0		0	0		0	
Mail Ballot	0	0.00%	0	0.00%	0	0.00%	0	0.00%	1	0	0.00%	0	0.00%
Total	0	0.00%	0	0.00%	0	0.00%	0	0.00%	1	0	0.00%	0	0.00%
7025274													
Poll Place	0		0		0		0		0	0		0	
Vote by Mail	0		0		0		0		0	0		0	
Mail Ballot	0		0		0		0		0	0		0	
Total	0		0		0		0		0	0		0	
7025275													
Poll Place	0		0		0		0		0	0		0	
Vote by Mail	0		0		0		0		0	0		0	
Mail Ballot	0		0		0		0		0	0		0	
Total	0		0		0		0		0	0		0	

Precinct	Joseph Kishore Qualified Write In		Brock Pierce Qualified Write In		Jesse Ventura Qualified Write In	
7023604						
Poll Place	0		0		0	
Vote by Mail	0		0		0	
Mail Ballot	0		0		0	
Total	0		0		0	
7023606						
Poll Place	0		0		0	
Vote by Mail	0		0		0	
Mail Ballot	0		0		0	
Total	0		0		0	
7023610						
Poll Place	0		0		0	
Vote by Mail	0		0		0	
Mail Ballot	0	0.00%	0	0.00%	0	0.00%
Total	0	0.00%	0	0.00%	0	0.00%
7023766						
Poll Place	0		0		0	
Vote by Mail	0		0		0	
Mail Ballot	0	0.00%	0	0.00%	0	0.00%
Total	0	0.00%	0	0.00%	0	0.00%
7025274						
Poll Place	0		0		0	
Vote by Mail	0		0		0	
Mail Ballot	0		0		0	
Total	0		0		0	
7025275						
Poll Place	0		0		0	
Vote by Mail	0		0		0	
Mail Ballot	0		0		0	
Total	0		0		0	

Precinct	Registered Voters
7025276	
Poll Place	0
Vote by Mail	0
Mail Ballot	0
Total	0
7025277	
Poll Place	0
Vote by Mail	0
Mail Ballot	0
Total	0
7025278	
Poll Place	0
Vote by Mail	0
Mail Ballot	0
Total	0
7025280	
Poll Place	174
Vote by Mail	174
Mail Ballot	174
Total	174
7030083	
Poll Place	262
Vote by Mail	262
Mail Ballot	262
Total	262
7030303	
Poll Place	294
Vote by Mail	294
Mail Ballot	294
Total	294

Precinct	JOSEPH R. BIDEN FOR PRESIDENT (DEM)		DONALD J. TRUMP FOR PRESIDENT (REP)	
7025276				
Poll Place	0		0	
Vote by Mail	0		0	
Mail Ballot	0		0	
Total	0		0	
7025277				
Poll Place	0		0	
Vote by Mail	0		0	
Mail Ballot	0		0	
Total	0		0	
7025278				
Poll Place	0		0	
Vote by Mail	0		0	
Mail Ballot	0		0	
Total	0		0	
7025280				
Poll Place	0		0	
Vote by Mail	0		0	
Mail Ballot	80	58.39%	54	39.42%
Total	80	58.39%	54	39.42%
7030083				
Poll Place	0		0	
Vote by Mail	0		0	
Mail Ballot	43	22.51%	140	73.30%
Total	43	22.51%	140	73.30%
7030303				
Poll Place	0		0	
Vote by Mail	0		0	
Mail Ballot	74	31.09%	161	67.65%
Total	74	31.09%	161	67.65%

Precinct	GLORIA LA RIVA FOR PRESIDENT (PF)		ROQUE "ROCKY" DE LA FUENTE GUERRA FOR PRESIDENT (AIP)		HOWIE HAWKINS FOR PRESIDENT (GRN)		JO JORGENSEN FOR PRESIDENT (LIB)		Total Votes	Brian Carroll Qualified Write In	Mark Charles Qualified Write In	
7025276												
Poll Place	0		0		0		0		0	0	0	
Vote by Mail	0		0		0		0		0	0	0	
Mail Ballot	0		0		0		0		0	0	0	
Total	0		0		0		0		0	0	0	
7025277												
Poll Place	0		0		0		0		0	0	0	
Vote by Mail	0		0		0		0		0	0	0	
Mail Ballot	0		0		0		0		0	0	0	
Total	0		0		0		0		0	0	0	
7025278												
Poll Place	0		0		0		0		0	0	0	
Vote by Mail	0		0		0		0		0	0	0	
Mail Ballot	0		0		0		0		0	0	0	
Total	0		0		0		0		0	0	0	
7025280												
Poll Place	0		0		0		0		0	0	0	
Vote by Mail	0		0		0		0		0	0	0	
Mail Ballot	0	0.00%	1	0.73%	1	0.73%	1	0.73%	137	0	0.00%	0 0.00%
Total	0	0.00%	1	0.73%	1	0.73%	1	0.73%	137	0	0.00%	0 0.00%
7030083												
Poll Place	0		0		0		0		0	0	0	
Vote by Mail	0		0		0		0		0	0	0	
Mail Ballot	2	1.05%	2	1.05%	0	0.00%	4	2.09%	191	0	0.00%	0 0.00%
Total	2	1.05%	2	1.05%	0	0.00%	4	2.09%	191	0	0.00%	0 0.00%
7030303												
Poll Place	0		0		0		0		0	0	0	
Vote by Mail	0		0		0		0		0	0	0	
Mail Ballot	2	0.84%	0	0.00%	0	0.00%	1	0.42%	238	0	0.00%	0 0.00%
Total	2	0.84%	0	0.00%	0	0.00%	1	0.42%	238	0	0.00%	0 0.00%

Precinct	Joseph Kishore Qualified Write In		Brock Pierce Qualified Write In		Jesse Ventura Qualified Write In	
7025276						
Poll Place	0		0		0	
Vote by Mail	0		0		0	
Mail Ballot	0		0		0	
Total	0		0		0	
7025277						
Poll Place	0		0		0	
Vote by Mail	0		0		0	
Mail Ballot	0		0		0	
Total	0		0		0	
7025278						
Poll Place	0		0		0	
Vote by Mail	0		0		0	
Mail Ballot	0		0		0	
Total	0		0		0	
7025280						
Poll Place	0		0		0	
Vote by Mail	0		0		0	
Mail Ballot	0	0.00%	0	0.00%	0	0.00%
Total	0	0.00%	0	0.00%	0	0.00%
7030083						
Poll Place	0		0		0	
Vote by Mail	0		0		0	
Mail Ballot	0	0.00%	0	0.00%	0	0.00%
Total	0	0.00%	0	0.00%	0	0.00%
7030303						
Poll Place	0		0		0	
Vote by Mail	0		0		0	
Mail Ballot	0	0.00%	0	0.00%	0	0.00%
Total	0	0.00%	0	0.00%	0	0.00%

Precinct	Registered Voters
7030324	
Poll Place	173
Vote by Mail	173
Mail Ballot	173
Total	173
7030327	
Poll Place	44
Vote by Mail	44
Mail Ballot	44
Total	44
7030329	
Poll Place	0
Vote by Mail	0
Mail Ballot	0
Total	0
7030330	
Poll Place	140
Vote by Mail	140
Mail Ballot	140
Total	140
7030331	
Poll Place	95
Vote by Mail	95
Mail Ballot	95
Total	95
7030336	
Poll Place	0
Vote by Mail	0
Mail Ballot	0
Total	0

Precinct	JOSEPH R. BIDEN FOR PRESIDENT (DEM)		DONALD J. TRUMP FOR PRESIDENT (REP)	
7030324				
Poll Place	0		0	
Vote by Mail	0		0	
Mail Ballot	59	69.41%	24	28.24%
Total	59	69.41%	24	28.24%
7030327				
Poll Place	0		0	
Vote by Mail	0		0	
Mail Ballot	5	12.50%	35	87.50%
Total	5	12.50%	35	87.50%
7030329				
Poll Place	0		0	
Vote by Mail	0		0	
Mail Ballot	0		0	
Total	0		0	
7030330				
Poll Place	0		0	
Vote by Mail	0		0	
Mail Ballot	18	19.15%	75	79.79%
Total	18	19.15%	75	79.79%
7030331				
Poll Place	0		0	
Vote by Mail	0		0	
Mail Ballot	37	63.79%	21	36.21%
Total	37	63.79%	21	36.21%
7030336				
Poll Place	0		0	
Vote by Mail	0		0	
Mail Ballot	0		0	
Total	0		0	

Precinct	GLORIA LA RIVA FOR PRESIDENT (PF)		ROQUE "ROCKY" DE LA FUENTE GUERRA FOR PRESIDENT (AIP)		HOWIE HAWKINS FOR PRESIDENT (GRN)		JO JORGENSEN FOR PRESIDENT (LIB)		Total Votes	Brian Carroll Qualified Write In		Mark Charles Qualified Write In	
7030324													
Poll Place	0		0		0		0		0	0		0	
Vote by Mail	0		0		0		0		0	0		0	
Mail Ballot	0	0.00%	0	0.00%	2	2.35%	0	0.00%	85	0	0.00%	0	0.00%
Total	0	0.00%	0	0.00%	2	2.35%	0	0.00%	85	0	0.00%	0	0.00%
7030327													
Poll Place	0		0		0		0		0	0		0	
Vote by Mail	0		0		0		0		0	0		0	
Mail Ballot	0	0.00%	0	0.00%	0	0.00%	0	0.00%	40	0	0.00%	0	0.00%
Total	0	0.00%	0	0.00%	0	0.00%	0	0.00%	40	0	0.00%	0	0.00%
7030329													
Poll Place	0		0		0		0		0	0		0	
Vote by Mail	0		0		0		0		0	0		0	
Mail Ballot	0		0		0		0		0	0		0	
Total	0		0		0		0		0	0		0	
7030330													
Poll Place	0		0		0		0		0	0		0	
Vote by Mail	0		0		0		0		0	0		0	
Mail Ballot	0	0.00%	0	0.00%	0	0.00%	1	1.06%	94	0	0.00%	0	0.00%
Total	0	0.00%	0	0.00%	0	0.00%	1	1.06%	94	0	0.00%	0	0.00%
7030331													
Poll Place	0		0		0		0		0	0		0	
Vote by Mail	0		0		0		0		0	0		0	
Mail Ballot	0	0.00%	0	0.00%	0	0.00%	0	0.00%	58	0	0.00%	0	0.00%
Total	0	0.00%	0	0.00%	0	0.00%	0	0.00%	58	0	0.00%	0	0.00%
7030336													
Poll Place	0		0		0		0		0	0		0	
Vote by Mail	0		0		0		0		0	0		0	
Mail Ballot	0		0		0		0		0	0		0	
Total	0		0		0		0		0	0		0	

Precinct	Joseph Kishore Qualified Write In		Brock Pierce Qualified Write In		Jesse Ventura Qualified Write In	
7030324						
Poll Place	0		0		0	
Vote by Mail	0		0		0	
Mail Ballot	0	0.00%	0	0.00%	0	0.00%
Total	0	0.00%	0	0.00%	0	0.00%
7030327						
Poll Place	0		0		0	
Vote by Mail	0		0		0	
Mail Ballot	0	0.00%	0	0.00%	0	0.00%
Total	0	0.00%	0	0.00%	0	0.00%
7030329						
Poll Place	0		0		0	
Vote by Mail	0		0		0	
Mail Ballot	0		0		0	
Total	0		0		0	
7030330						
Poll Place	0		0		0	
Vote by Mail	0		0		0	
Mail Ballot	0	0.00%	0	0.00%	0	0.00%
Total	0	0.00%	0	0.00%	0	0.00%
7030331						
Poll Place	0		0		0	
Vote by Mail	0		0		0	
Mail Ballot	0	0.00%	0	0.00%	0	0.00%
Total	0	0.00%	0	0.00%	0	0.00%
7030336						
Poll Place	0		0		0	
Vote by Mail	0		0		0	
Mail Ballot	0		0		0	
Total	0		0		0	

Precinct	Registered Voters
7030343	
Poll Place	91
Vote by Mail	91
Mail Ballot	91
Total	91
7030344	
Poll Place	335
Vote by Mail	335
Mail Ballot	335
Total	335
7030357	
Poll Place	0
Vote by Mail	0
Mail Ballot	0
Total	0
7030371	
Poll Place	282
Vote by Mail	282
Mail Ballot	282
Total	282
7030372	
Poll Place	206
Vote by Mail	206
Mail Ballot	206
Total	206
7030395	
Poll Place	1
Vote by Mail	1
Mail Ballot	1
Total	1

Precinct	JOSEPH R. BIDEN FOR PRESIDENT (DEM)		DONALD J. TRUMP FOR PRESIDENT (REP)	
7030343				
Poll Place	0		0	
Vote by Mail	0		0	
Mail Ballot	25	55.56%	20	44.44%
Total	25	55.56%	20	44.44%
7030344				
Poll Place	0		0	
Vote by Mail	0		0	
Mail Ballot	109	60.89%	63	35.20%
Total	109	60.89%	63	35.20%
7030357				
Poll Place	0		0	
Vote by Mail	0		0	
Mail Ballot	0		0	
Total	0		0	
7030371				
Poll Place	0		0	
Vote by Mail	0		0	
Mail Ballot	93	56.02%	66	39.76%
Total	93	56.02%	66	39.76%
7030372				
Poll Place	0		0	
Vote by Mail	0		0	
Mail Ballot	38	21.59%	138	78.41%
Total	38	21.59%	138	78.41%
7030395				
Poll Place	0		0	
Vote by Mail	0		0	
Mail Ballot	1	100.00%	0	0.00%
Total	1	100.00%	0	0.00%

Precinct	GLORIA LA RIVA FOR PRESIDENT (PF)		ROQUE "ROCKY" DE LA FUENTE GUERRA FOR PRESIDENT (AIP)		HOWIE HAWKINS FOR PRESIDENT (GRN)		JO JORGENSEN FOR PRESIDENT (LIB)		Total Votes	Brian Carroll Qualified Write In		Mark Charles Qualified Write In	
7030343													
Poll Place	0		0		0		0		0	0		0	
Vote by Mail	0		0		0		0		0	0		0	
Mail Ballot	0	0.00%	0	0.00%	0	0.00%	0	0.00%	45	0	0.00%	0	0.00%
Total	0	0.00%	0	0.00%	0	0.00%	0	0.00%	45	0	0.00%	0	0.00%
7030344													
Poll Place	0		0		0		0		0	0		0	
Vote by Mail	0		0		0		0		0	0		0	
Mail Ballot	1	0.56%	1	0.56%	2	1.12%	3	1.68%	179	0	0.00%	0	0.00%
Total	1	0.56%	1	0.56%	2	1.12%	3	1.68%	179	0	0.00%	0	0.00%
7030357													
Poll Place	0		0		0		0		0	0		0	
Vote by Mail	0		0		0		0		0	0		0	
Mail Ballot	0		0		0		0		0	0		0	
Total	0		0		0		0		0	0		0	
7030371													
Poll Place	0		0		0		0		0	0		0	
Vote by Mail	0		0		0		0		0	0		0	
Mail Ballot	3	1.81%	2	1.20%	1	0.60%	1	0.60%	166	0	0.00%	0	0.00%
Total	3	1.81%	2	1.20%	1	0.60%	1	0.60%	166	0	0.00%	0	0.00%
7030372													
Poll Place	0		0		0		0		0	0		0	
Vote by Mail	0		0		0		0		0	0		0	
Mail Ballot	0	0.00%	0	0.00%	0	0.00%	0	0.00%	176	0	0.00%	0	0.00%
Total	0	0.00%	0	0.00%	0	0.00%	0	0.00%	176	0	0.00%	0	0.00%
7030395													
Poll Place	0		0		0		0		0	0		0	
Vote by Mail	0		0		0		0		0	0		0	
Mail Ballot	0	0.00%	0	0.00%	0	0.00%	0	0.00%	1	0	0.00%	0	0.00%
Total	0	0.00%	0	0.00%	0	0.00%	0	0.00%	1	0	0.00%	0	0.00%

Precinct	Joseph Kishore Qualified Write In		Brock Pierce Qualified Write In		Jesse Ventura Qualified Write In	
7030343						
Poll Place	0		0		0	
Vote by Mail	0		0		0	
Mail Ballot	0	0.00%	0	0.00%	0	0.00%
Total	0	0.00%	0	0.00%	0	0.00%
7030344						
Poll Place	0		0		0	
Vote by Mail	0		0		0	
Mail Ballot	0	0.00%	0	0.00%	0	0.00%
Total	0	0.00%	0	0.00%	0	0.00%
7030357						
Poll Place	0		0		0	
Vote by Mail	0		0		0	
Mail Ballot	0		0		0	
Total	0		0		0	
7030371						
Poll Place	0		0		0	
Vote by Mail	0		0		0	
Mail Ballot	0	0.00%	0	0.00%	0	0.00%
Total	0	0.00%	0	0.00%	0	0.00%
7030372						
Poll Place	0		0		0	
Vote by Mail	0		0		0	
Mail Ballot	0	0.00%	0	0.00%	0	0.00%
Total	0	0.00%	0	0.00%	0	0.00%
7030395						
Poll Place	0		0		0	
Vote by Mail	0		0		0	
Mail Ballot	0	0.00%	0	0.00%	0	0.00%
Total	0	0.00%	0	0.00%	0	0.00%

Precinct	Registered Voters
7031178	
Poll Place	0
Vote by Mail	0
Mail Ballot	0
Total	0
7031211	
Poll Place	46
Vote by Mail	46
Mail Ballot	46
Total	46
7031212	
Poll Place	253
Vote by Mail	253
Mail Ballot	253
Total	253
7031217	
Poll Place	89
Vote by Mail	89
Mail Ballot	89
Total	89
7031665	
Poll Place	247
Vote by Mail	247
Mail Ballot	247
Total	247
7031740	
Poll Place	127
Vote by Mail	127
Mail Ballot	127
Total	127

Precinct	JOSEPH R. BIDEN FOR PRESIDENT (DEM)		DONALD J. TRUMP FOR PRESIDENT (REP)	
7031178				
Poll Place	0		0	
Vote by Mail	0		0	
Mail Ballot	0		0	
Total	0		0	
7031211				
Poll Place	0		0	
Vote by Mail	0		0	
Mail Ballot	13	43.33%	14	46.67%
Total	13	43.33%	14	46.67%
7031212				
Poll Place	0		0	
Vote by Mail	0		0	
Mail Ballot	91	67.91%	41	30.60%
Total	91	67.91%	41	30.60%
7031217				
Poll Place	0		0	
Vote by Mail	0		0	
Mail Ballot	15	25.00%	42	70.00%
Total	15	25.00%	42	70.00%
7031665				
Poll Place	0		0	
Vote by Mail	0		0	
Mail Ballot	36	22.93%	115	73.25%
Total	36	22.93%	115	73.25%
7031740				
Poll Place	0		0	
Vote by Mail	0		0	
Mail Ballot	20	25.64%	58	74.36%
Total	20	25.64%	58	74.36%

Precinct	GLORIA LA RIVA FOR PRESIDENT (PF)		ROQUE "ROCKY" DE LA FUENTE GUERRA FOR PRESIDENT (AIP)		HOWIE HAWKINS FOR PRESIDENT (GRN)		JO JORGENSEN FOR PRESIDENT (LIB)		Total Votes	Brian Carroll Qualified Write In	Mark Charles Qualified Write In		
7031178													
Poll Place	0		0		0		0		0	0	0		
Vote by Mail	0		0		0		0		0	0	0		
Mail Ballot	0		0		0		0		0	0	0		
Total	0		0		0		0		0	0	0		
7031211													
Poll Place	0		0		0		0		0	0	0		
Vote by Mail	0		0		0		0		0	0	0		
Mail Ballot	0	0.00%	2	6.67%	0	0.00%	1	3.33%	30	0	0.00%	0	0.00%
Total	0	0.00%	2	6.67%	0	0.00%	1	3.33%	30	0	0.00%	0	0.00%
7031212													
Poll Place	0		0		0		0		0	0	0		
Vote by Mail	0		0		0		0		0	0	0		
Mail Ballot	1	0.75%	0	0.00%	0	0.00%	1	0.75%	134	0	0.00%	0	0.00%
Total	1	0.75%	0	0.00%	0	0.00%	1	0.75%	134	0	0.00%	0	0.00%
7031217													
Poll Place	0		0		0		0		0	0	0		
Vote by Mail	0		0		0		0		0	0	0		
Mail Ballot	0	0.00%	1	1.67%	0	0.00%	2	3.33%	60	0	0.00%	0	0.00%
Total	0	0.00%	1	1.67%	0	0.00%	2	3.33%	60	0	0.00%	0	0.00%
7031665													
Poll Place	0		0		0		0		0	0	0		
Vote by Mail	0		0		0		0		0	0	0		
Mail Ballot	1	0.64%	0	0.00%	0	0.00%	5	3.18%	157	0	0.00%	0	0.00%
Total	1	0.64%	0	0.00%	0	0.00%	5	3.18%	157	0	0.00%	0	0.00%
7031740													
Poll Place	0		0		0		0		0	0	0		
Vote by Mail	0		0		0		0		0	0	0		
Mail Ballot	0	0.00%	0	0.00%	0	0.00%	0	0.00%	78	0	0.00%	0	0.00%
Total	0	0.00%	0	0.00%	0	0.00%	0	0.00%	78	0	0.00%	0	0.00%

Precinct	Joseph Kishore Qualified Write In		Brock Pierce Qualified Write In		Jesse Ventura Qualified Write In	
7031178						
Poll Place	0		0		0	
Vote by Mail	0		0		0	
Mail Ballot	0		0		0	
Total	0		0		0	
7031211						
Poll Place	0		0		0	
Vote by Mail	0		0		0	
Mail Ballot	0	0.00%	0	0.00%	0	0.00%
Total	0	0.00%	0	0.00%	0	0.00%
7031212						
Poll Place	0		0		0	
Vote by Mail	0		0		0	
Mail Ballot	0	0.00%	0	0.00%	0	0.00%
Total	0	0.00%	0	0.00%	0	0.00%
7031217						
Poll Place	0		0		0	
Vote by Mail	0		0		0	
Mail Ballot	0	0.00%	0	0.00%	0	0.00%
Total	0	0.00%	0	0.00%	0	0.00%
7031665						
Poll Place	0		0		0	
Vote by Mail	0		0		0	
Mail Ballot	0	0.00%	0	0.00%	0	0.00%
Total	0	0.00%	0	0.00%	0	0.00%
7031740						
Poll Place	0		0		0	
Vote by Mail	0		0		0	
Mail Ballot	0	0.00%	0	0.00%	0	0.00%
Total	0	0.00%	0	0.00%	0	0.00%

Precinct	Registered Voters
7032213	
Poll Place	15
Vote by Mail	15
Mail Ballot	15
Total	15
7032239	
Poll Place	0
Vote by Mail	0
Mail Ballot	0
Total	0
7032253	
Poll Place	50
Vote by Mail	50
Mail Ballot	50
Total	50
7032381	
Poll Place	52
Vote by Mail	52
Mail Ballot	52
Total	52
7032386	
Poll Place	4
Vote by Mail	4
Mail Ballot	4
Total	4
7032387	
Poll Place	149
Vote by Mail	149
Mail Ballot	149
Total	149

Precinct	JOSEPH R. BIDEN FOR PRESIDENT (DEM)		DONALD J. TRUMP FOR PRESIDENT (REP)	
7032213				
Poll Place	0		0	
Vote by Mail	0		0	
Mail Ballot	0	0.00%	11	100.00%
Total	0	0.00%	11	100.00%
7032239				
Poll Place	0		0	
Vote by Mail	0		0	
Mail Ballot	0		0	
Total	0		0	
7032253				
Poll Place	0		0	
Vote by Mail	0		0	
Mail Ballot	14	51.85%	13	48.15%
Total	14	51.85%	13	48.15%
7032381				
Poll Place	0		0	
Vote by Mail	0		0	
Mail Ballot	10	30.30%	21	63.64%
Total	10	30.30%	21	63.64%
7032386				
Poll Place	0		0	
Vote by Mail	0		0	
Mail Ballot	1	50.00%	1	50.00%
Total	1	50.00%	1	50.00%
7032387				
Poll Place	0		0	
Vote by Mail	0		0	
Mail Ballot	44	50.00%	44	50.00%
Total	44	50.00%	44	50.00%

Precinct	GLORIA LA RIVA FOR PRESIDENT (PF)		ROQUE "ROCKY" DE LA FUENTE GUERRA FOR PRESIDENT (AIP)		HOWIE HAWKINS FOR PRESIDENT (GRN)		JO JORGENSEN FOR PRESIDENT (LIB)		Total Votes	Brian Carroll Qualified Write In		Mark Charles Qualified Write In	
7032213													
Poll Place	0		0		0		0		0	0		0	
Vote by Mail	0		0		0		0		0	0		0	
Mail Ballot	0	0.00%	0	0.00%	0	0.00%	0	0.00%	11	0	0.00%	0	0.00%
Total	0	0.00%	0	0.00%	0	0.00%	0	0.00%	11	0	0.00%	0	0.00%
7032239													
Poll Place	0		0		0		0		0	0		0	
Vote by Mail	0		0		0		0		0	0		0	
Mail Ballot	0		0		0		0		0	0		0	
Total	0		0		0		0		0	0		0	
7032253													
Poll Place	0		0		0		0		0	0		0	
Vote by Mail	0		0		0		0		0	0		0	
Mail Ballot	0	0.00%	0	0.00%	0	0.00%	0	0.00%	27	0	0.00%	0	0.00%
Total	0	0.00%	0	0.00%	0	0.00%	0	0.00%	27	0	0.00%	0	0.00%
7032381													
Poll Place	0		0		0		0		0	0		0	
Vote by Mail	0		0		0		0		0	0		0	
Mail Ballot	1	3.03%	1	3.03%	0	0.00%	0	0.00%	33	0	0.00%	0	0.00%
Total	1	3.03%	1	3.03%	0	0.00%	0	0.00%	33	0	0.00%	0	0.00%
7032386													
Poll Place	0		0		0		0		0	0		0	
Vote by Mail	0		0		0		0		0	0		0	
Mail Ballot	0	0.00%	0	0.00%	0	0.00%	0	0.00%	2	0	0.00%	0	0.00%
Total	0	0.00%	0	0.00%	0	0.00%	0	0.00%	2	0	0.00%	0	0.00%
7032387													
Poll Place	0		0		0		0		0	0		0	
Vote by Mail	0		0		0		0		0	0		0	
Mail Ballot	0	0.00%	0	0.00%	0	0.00%	0	0.00%	88	0	0.00%	0	0.00%
Total	0	0.00%	0	0.00%	0	0.00%	0	0.00%	88	0	0.00%	0	0.00%

Precinct	Joseph Kishore Qualified Write In		Brock Pierce Qualified Write In		Jesse Ventura Qualified Write In	
7032213						
Poll Place	0		0		0	
Vote by Mail	0		0		0	
Mail Ballot	0	0.00%	0	0.00%	0	0.00%
Total	0	0.00%	0	0.00%	0	0.00%
7032239						
Poll Place	0		0		0	
Vote by Mail	0		0		0	
Mail Ballot	0		0		0	
Total	0		0		0	
7032253						
Poll Place	0		0		0	
Vote by Mail	0		0		0	
Mail Ballot	0	0.00%	0	0.00%	0	0.00%
Total	0	0.00%	0	0.00%	0	0.00%
7032381						
Poll Place	0		0		0	
Vote by Mail	0		0		0	
Mail Ballot	0	0.00%	0	0.00%	0	0.00%
Total	0	0.00%	0	0.00%	0	0.00%
7032386						
Poll Place	0		0		0	
Vote by Mail	0		0		0	
Mail Ballot	0	0.00%	0	0.00%	0	0.00%
Total	0	0.00%	0	0.00%	0	0.00%
7032387						
Poll Place	0		0		0	
Vote by Mail	0		0		0	
Mail Ballot	0	0.00%	0	0.00%	0	0.00%
Total	0	0.00%	0	0.00%	0	0.00%

Precinct	Registered Voters
7032493	
Poll Place	0
Vote by Mail	0
Mail Ballot	0
Total	0
7032752	
Poll Place	80
Vote by Mail	80
Mail Ballot	80
Total	80
7033210	
Poll Place	306
Vote by Mail	306
Mail Ballot	306
Total	306
7033223	
Poll Place	198
Vote by Mail	198
Mail Ballot	198
Total	198
7033226	
Poll Place	225
Vote by Mail	225
Mail Ballot	225
Total	225
7033491	
Poll Place	256
Vote by Mail	256
Mail Ballot	256
Total	256

Precinct	JOSEPH R. BIDEN FOR PRESIDENT (DEM)		DONALD J. TRUMP FOR PRESIDENT (REP)	
7032493				
Poll Place	0		0	
Vote by Mail	0		0	
Mail Ballot	0		0	
Total	0		0	
7032752				
Poll Place	0		0	
Vote by Mail	0		0	
Mail Ballot	14	21.21%	50	75.76%
Total	14	21.21%	50	75.76%
7033210				
Poll Place	0		0	
Vote by Mail	0		0	
Mail Ballot	56	25.57%	154	70.32%
Total	56	25.57%	154	70.32%
7033223				
Poll Place	0		0	
Vote by Mail	0		0	
Mail Ballot	66	59.46%	38	34.23%
Total	66	59.46%	38	34.23%
7033226				
Poll Place	0		0	
Vote by Mail	0		0	
Mail Ballot	59	40.14%	84	57.14%
Total	59	40.14%	84	57.14%
7033491				
Poll Place	0		0	
Vote by Mail	0		0	
Mail Ballot	77	70.64%	26	23.85%
Total	77	70.64%	26	23.85%

Precinct	GLORIA LA RIVA FOR PRESIDENT (PF)		ROQUE "ROCKY" DE LA FUENTE GUERRA FOR PRESIDENT (AIP)		HOWIE HAWKINS FOR PRESIDENT (GRN)		JO JORGENSEN FOR PRESIDENT (LIB)		Total Votes	Brian Carroll Qualified Write In	Mark Charles Qualified Write In
7032493											
Poll Place	0		0		0		0		0	0	0
Vote by Mail	0		0		0		0		0	0	0
Mail Ballot	0		0		0		0		0	0	0
Total	0		0		0		0		0	0	0
7032752											
Poll Place	0		0		0		0		0	0	0
Vote by Mail	0		0		0		0		0	0	0
Mail Ballot	0	0.00%	0	0.00%	1	1.52%	1	1.52%	66	0	0.00%
Total	0	0.00%	0	0.00%	1	1.52%	1	1.52%	66	0	0.00%
7033210											
Poll Place	0		0		0		0		0	0	0
Vote by Mail	0		0		0		0		0	0	0
Mail Ballot	2	0.91%	0	0.00%	1	0.46%	6	2.74%	219	0	0.00%
Total	2	0.91%	0	0.00%	1	0.46%	6	2.74%	219	0	0.00%
7033223											
Poll Place	0		0		0		0		0	0	0
Vote by Mail	0		0		0		0		0	0	0
Mail Ballot	1	0.90%	0	0.00%	3	2.70%	3	2.70%	111	0	0.00%
Total	1	0.90%	0	0.00%	3	2.70%	3	2.70%	111	0	0.00%
7033226											
Poll Place	0		0		0		0		0	0	0
Vote by Mail	0		0		0		0		0	0	0
Mail Ballot	0	0.00%	1	0.68%	0	0.00%	3	2.04%	147	0	0.00%
Total	0	0.00%	1	0.68%	0	0.00%	3	2.04%	147	0	0.00%
7033491											
Poll Place	0		0		0		0		0	0	0
Vote by Mail	0		0		0		0		0	0	0
Mail Ballot	2	1.83%	1	0.92%	3	2.75%	0	0.00%	109	0	0.00%
Total	2	1.83%	1	0.92%	3	2.75%	0	0.00%	109	0	0.00%

Precinct	Joseph Kishore Qualified Write In		Brock Pierce Qualified Write In		Jesse Ventura Qualified Write In	
7032493						
Poll Place	0		0		0	
Vote by Mail	0		0		0	
Mail Ballot	0		0		0	
Total	0		0		0	
7032752						
Poll Place	0		0		0	
Vote by Mail	0		0		0	
Mail Ballot	0	0.00%	0	0.00%	0	0.00%
Total	0	0.00%	0	0.00%	0	0.00%
7033210						
Poll Place	0		0		0	
Vote by Mail	0		0		0	
Mail Ballot	0	0.00%	0	0.00%	0	0.00%
Total	0	0.00%	0	0.00%	0	0.00%
7033223						
Poll Place	0		0		0	
Vote by Mail	0		0		0	
Mail Ballot	0	0.00%	0	0.00%	0	0.00%
Total	0	0.00%	0	0.00%	0	0.00%
7033226						
Poll Place	0		0		0	
Vote by Mail	0		0		0	
Mail Ballot	0	0.00%	0	0.00%	0	0.00%
Total	0	0.00%	0	0.00%	0	0.00%
7033491						
Poll Place	0		0		0	
Vote by Mail	0		0		0	
Mail Ballot	0	0.00%	0	0.00%	0	0.00%
Total	0	0.00%	0	0.00%	0	0.00%

Precinct	Registered Voters
7033499	
Poll Place	121
Vote by Mail	121
Mail Ballot	121
Total	121
7035600	
Poll Place	101
Vote by Mail	101
Mail Ballot	101
Total	101
7035639	
Poll Place	67
Vote by Mail	67
Mail Ballot	67
Total	67
7035662	
Poll Place	485
Vote by Mail	485
Mail Ballot	485
Total	485
7035663	
Poll Place	19
Vote by Mail	19
Mail Ballot	19
Total	19
7035670	
Poll Place	0
Vote by Mail	0
Mail Ballot	0
Total	0

Precinct	JOSEPH R. BIDEN FOR PRESIDENT (DEM)		DONALD J. TRUMP FOR PRESIDENT (REP)	
7033499				
Poll Place	0		0	
Vote by Mail	0		0	
Mail Ballot	15	22.39%	50	74.63%
Total	15	22.39%	50	74.63%
7035600				
Poll Place	0		0	
Vote by Mail	0		0	
Mail Ballot	46	53.49%	35	40.70%
Total	46	53.49%	35	40.70%
7035639				
Poll Place	0		0	
Vote by Mail	0		0	
Mail Ballot	26	40.63%	37	57.81%
Total	26	40.63%	37	57.81%
7035662				
Poll Place	0		0	
Vote by Mail	0		0	
Mail Ballot	121	32.27%	244	65.07%
Total	121	32.27%	244	65.07%
7035663				
Poll Place	0		0	
Vote by Mail	0		0	
Mail Ballot	4	33.33%	8	66.67%
Total	4	33.33%	8	66.67%
7035670				
Poll Place	0		0	
Vote by Mail	0		0	
Mail Ballot	0		0	
Total	0		0	

Precinct	GLORIA LA RIVA FOR PRESIDENT (PF)		ROQUE "ROCKY" DE LA FUENTE GUERRA FOR PRESIDENT (AIP)		HOWIE HAWKINS FOR PRESIDENT (GRN)		JO JORGENSEN FOR PRESIDENT (LIB)		Total Votes	Brian Carroll Qualified Write In		Mark Charles Qualified Write In	
7033499													
Poll Place	0		0		0		0		0	0		0	
Vote by Mail	0		0		0		0		0	0		0	
Mail Ballot	0	0.00%	0	0.00%	0	0.00%	2	2.99%	67	0	0.00%	0	0.00%
Total	0	0.00%	0	0.00%	0	0.00%	2	2.99%	67	0	0.00%	0	0.00%
7035600													
Poll Place	0		0		0		0		0	0		0	
Vote by Mail	0		0		0		0		0	0		0	
Mail Ballot	1	1.16%	2	2.33%	0	0.00%	2	2.33%	86	0	0.00%	0	0.00%
Total	1	1.16%	2	2.33%	0	0.00%	2	2.33%	86	0	0.00%	0	0.00%
7035639													
Poll Place	0		0		0		0		0	0		0	
Vote by Mail	0		0		0		0		0	0		0	
Mail Ballot	0	0.00%	0	0.00%	0	0.00%	1	1.56%	64	0	0.00%	0	0.00%
Total	0	0.00%	0	0.00%	0	0.00%	1	1.56%	64	0	0.00%	0	0.00%
7035662													
Poll Place	0		0		0		0		0	0		0	
Vote by Mail	0		0		0		0		0	0		0	
Mail Ballot	3	0.80%	0	0.00%	1	0.27%	6	1.60%	375	0	0.00%	0	0.00%
Total	3	0.80%	0	0.00%	1	0.27%	6	1.60%	375	0	0.00%	0	0.00%
7035663													
Poll Place	0		0		0		0		0	0		0	
Vote by Mail	0		0		0		0		0	0		0	
Mail Ballot	0	0.00%	0	0.00%	0	0.00%	0	0.00%	12	0	0.00%	0	0.00%
Total	0	0.00%	0	0.00%	0	0.00%	0	0.00%	12	0	0.00%	0	0.00%
7035670													
Poll Place	0		0		0		0		0	0		0	
Vote by Mail	0		0		0		0		0	0		0	
Mail Ballot	0		0		0		0		0	0		0	
Total	0		0		0		0		0	0		0	

Precinct	Joseph Kishore Qualified Write In		Brock Pierce Qualified Write In		Jesse Ventura Qualified Write In	
7033499						
Poll Place	0		0		0	
Vote by Mail	0		0		0	
Mail Ballot	0	0.00%	0	0.00%	0	0.00%
Total	0	0.00%	0	0.00%	0	0.00%
7035600						
Poll Place	0		0		0	
Vote by Mail	0		0		0	
Mail Ballot	0	0.00%	0	0.00%	0	0.00%
Total	0	0.00%	0	0.00%	0	0.00%
7035639						
Poll Place	0		0		0	
Vote by Mail	0		0		0	
Mail Ballot	0	0.00%	0	0.00%	0	0.00%
Total	0	0.00%	0	0.00%	0	0.00%
7035662						
Poll Place	0		0		0	
Vote by Mail	0		0		0	
Mail Ballot	0	0.00%	0	0.00%	0	0.00%
Total	0	0.00%	0	0.00%	0	0.00%
7035663						
Poll Place	0		0		0	
Vote by Mail	0		0		0	
Mail Ballot	0	0.00%	0	0.00%	0	0.00%
Total	0	0.00%	0	0.00%	0	0.00%
7035670						
Poll Place	0		0		0	
Vote by Mail	0		0		0	
Mail Ballot	0		0		0	
Total	0		0		0	

Precinct	Registered Voters
7035676	
Poll Place	2
Vote by Mail	2
Mail Ballot	2
Total	2
7035683	
Poll Place	0
Vote by Mail	0
Mail Ballot	0
Total	0
7035685	
Poll Place	38
Vote by Mail	38
Mail Ballot	38
Total	38
7035687	
Poll Place	0
Vote by Mail	0
Mail Ballot	0
Total	0
7035692	
Poll Place	0
Vote by Mail	0
Mail Ballot	0
Total	0
7040140	
Poll Place	34
Vote by Mail	34
Mail Ballot	34
Total	34

Precinct	JOSEPH R. BIDEN FOR PRESIDENT (DEM)		DONALD J. TRUMP FOR PRESIDENT (REP)	
7035676				
Poll Place	0		0	
Vote by Mail	0		0	
Mail Ballot	2	100.00%	0	0.00%
Total	2	100.00%	0	0.00%
7035683				
Poll Place	0		0	
Vote by Mail	0		0	
Mail Ballot	0		0	
Total	0		0	
7035685				
Poll Place	0		0	
Vote by Mail	0		0	
Mail Ballot	11	91.67%	0	0.00%
Total	11	91.67%	0	0.00%
7035687				
Poll Place	0		0	
Vote by Mail	0		0	
Mail Ballot	0		0	
Total	0		0	
7035692				
Poll Place	0		0	
Vote by Mail	0		0	
Mail Ballot	0		0	
Total	0		0	
7040140				
Poll Place	0		0	
Vote by Mail	0		0	
Mail Ballot	9	37.50%	13	54.17%
Total	9	37.50%	13	54.17%

Precinct	GLORIA LA RIVA FOR PRESIDENT (PF)		ROQUE "ROCKY" DE LA FUENTE GUERRA FOR PRESIDENT (AIP)		HOWIE HAWKINS FOR PRESIDENT (GRN)		JO JORGENSEN FOR PRESIDENT (LIB)		Total Votes	Brian Carroll Qualified Write In		Mark Charles Qualified Write In	
7035676													
Poll Place	0		0		0		0		0	0		0	
Vote by Mail	0		0		0		0		0	0		0	
Mail Ballot	0	0.00%	0	0.00%	0	0.00%	0	0.00%	2	0	0.00%	0	0.00%
Total	0	0.00%	0	0.00%	0	0.00%	0	0.00%	2	0	0.00%	0	0.00%
7035683													
Poll Place	0		0		0		0		0	0		0	
Vote by Mail	0		0		0		0		0	0		0	
Mail Ballot	0		0		0		0		0	0		0	
Total	0		0		0		0		0	0		0	
7035685													
Poll Place	0		0		0		0		0	0		0	
Vote by Mail	0		0		0		0		0	0		0	
Mail Ballot	0	0.00%	1	8.33%	0	0.00%	0	0.00%	12	0	0.00%	0	0.00%
Total	0	0.00%	1	8.33%	0	0.00%	0	0.00%	12	0	0.00%	0	0.00%
7035687													
Poll Place	0		0		0		0		0	0		0	
Vote by Mail	0		0		0		0		0	0		0	
Mail Ballot	0		0		0		0		0	0		0	
Total	0		0		0		0		0	0		0	
7035692													
Poll Place	0		0		0		0		0	0		0	
Vote by Mail	0		0		0		0		0	0		0	
Mail Ballot	0		0		0		0		0	0		0	
Total	0		0		0		0		0	0		0	
7040140													
Poll Place	0		0		0		0		0	0		0	
Vote by Mail	0		0		0		0		0	0		0	
Mail Ballot	0	0.00%	0	0.00%	2	8.33%	0	0.00%	24	0	0.00%	0	0.00%
Total	0	0.00%	0	0.00%	2	8.33%	0	0.00%	24	0	0.00%	0	0.00%

Precinct	Joseph Kishore Qualified Write In		Brock Pierce Qualified Write In		Jesse Ventura Qualified Write In	
7035676						
Poll Place	0		0		0	
Vote by Mail	0		0		0	
Mail Ballot	0	0.00%	0	0.00%	0	0.00%
Total	0	0.00%	0	0.00%	0	0.00%
7035683						
Poll Place	0		0		0	
Vote by Mail	0		0		0	
Mail Ballot	0		0		0	
Total	0		0		0	
7035685						
Poll Place	0		0		0	
Vote by Mail	0		0		0	
Mail Ballot	0	0.00%	0	0.00%	0	0.00%
Total	0	0.00%	0	0.00%	0	0.00%
7035687						
Poll Place	0		0		0	
Vote by Mail	0		0		0	
Mail Ballot	0		0		0	
Total	0		0		0	
7035692						
Poll Place	0		0		0	
Vote by Mail	0		0		0	
Mail Ballot	0		0		0	
Total	0		0		0	
7040140						
Poll Place	0		0		0	
Vote by Mail	0		0		0	
Mail Ballot	0	0.00%	0	0.00%	0	0.00%
Total	0	0.00%	0	0.00%	0	0.00%

Precinct	Registered Voters
7040141	
Poll Place	0
Vote by Mail	0
Mail Ballot	0
Total	0
7040142	
Poll Place	51
Vote by Mail	51
Mail Ballot	51
Total	51
7040144	
Poll Place	56
Vote by Mail	56
Mail Ballot	56
Total	56
7040413	
Poll Place	210
Vote by Mail	210
Mail Ballot	210
Total	210
7040437	
Poll Place	2
Vote by Mail	2
Mail Ballot	2
Total	2
7040438	
Poll Place	0
Vote by Mail	0
Mail Ballot	0
Total	0

Precinct	JOSEPH R. BIDEN FOR PRESIDENT (DEM)		DONALD J. TRUMP FOR PRESIDENT (REP)	
7040141				
Poll Place	0		0	
Vote by Mail	0		0	
Mail Ballot	0		0	
Total	0		0	
7040142				
Poll Place	0		0	
Vote by Mail	0		0	
Mail Ballot	12	35.29%	22	64.71%
Total	12	35.29%	22	64.71%
7040144				
Poll Place	0		0	
Vote by Mail	0		0	
Mail Ballot	20	46.51%	23	53.49%
Total	20	46.51%	23	53.49%
7040413				
Poll Place	0		0	
Vote by Mail	0		0	
Mail Ballot	51	28.02%	130	71.43%
Total	51	28.02%	130	71.43%
7040437				
Poll Place	0		0	
Vote by Mail	0		0	
Mail Ballot	0	0.00%	2	100.00%
Total	0	0.00%	2	100.00%
7040438				
Poll Place	0		0	
Vote by Mail	0		0	
Mail Ballot	0		0	
Total	0		0	

Precinct	GLORIA LA RIVA FOR PRESIDENT (PF)		ROQUE "ROCKY" DE LA FUENTE GUERRA FOR PRESIDENT (AIP)		HOWIE HAWKINS FOR PRESIDENT (GRN)		JO JORGENSEN FOR PRESIDENT (LIB)		Total Votes	Brian Carroll Qualified Write In		Mark Charles Qualified Write In	
7040141													
Poll Place	0		0		0		0		0	0		0	
Vote by Mail	0		0		0		0		0	0		0	
Mail Ballot	0		0		0		0		0	0		0	
Total	0		0		0		0		0	0		0	
7040142													
Poll Place	0		0		0		0		0	0		0	
Vote by Mail	0		0		0		0		0	0		0	
Mail Ballot	0	0.00%	0	0.00%	0	0.00%	0	0.00%	34	0	0.00%	0	0.00%
Total	0	0.00%	0	0.00%	0	0.00%	0	0.00%	34	0	0.00%	0	0.00%
7040144													
Poll Place	0		0		0		0		0	0		0	
Vote by Mail	0		0		0		0		0	0		0	
Mail Ballot	0	0.00%	0	0.00%	0	0.00%	0	0.00%	43	0	0.00%	0	0.00%
Total	0	0.00%	0	0.00%	0	0.00%	0	0.00%	43	0	0.00%	0	0.00%
7040413													
Poll Place	0		0		0		0		0	0		0	
Vote by Mail	0		0		0		0		0	0		0	
Mail Ballot	0	0.00%	0	0.00%	0	0.00%	1	0.55%	182	0	0.00%	0	0.00%
Total	0	0.00%	0	0.00%	0	0.00%	1	0.55%	182	0	0.00%	0	0.00%
7040437													
Poll Place	0		0		0		0		0	0		0	
Vote by Mail	0		0		0		0		0	0		0	
Mail Ballot	0	0.00%	0	0.00%	0	0.00%	0	0.00%	2	0	0.00%	0	0.00%
Total	0	0.00%	0	0.00%	0	0.00%	0	0.00%	2	0	0.00%	0	0.00%
7040438													
Poll Place	0		0		0		0		0	0		0	
Vote by Mail	0		0		0		0		0	0		0	
Mail Ballot	0		0		0		0		0	0		0	
Total	0		0		0		0		0	0		0	

Precinct	Joseph Kishore Qualified Write In		Brock Pierce Qualified Write In		Jesse Ventura Qualified Write In	
7040141						
Poll Place	0		0		0	
Vote by Mail	0		0		0	
Mail Ballot	0		0		0	
Total	0		0		0	
7040142						
Poll Place	0		0		0	
Vote by Mail	0		0		0	
Mail Ballot	0	0.00%	0	0.00%	0	0.00%
Total	0	0.00%	0	0.00%	0	0.00%
7040144						
Poll Place	0		0		0	
Vote by Mail	0		0		0	
Mail Ballot	0	0.00%	0	0.00%	0	0.00%
Total	0	0.00%	0	0.00%	0	0.00%
7040413						
Poll Place	0		0		0	
Vote by Mail	0		0		0	
Mail Ballot	0	0.00%	0	0.00%	0	0.00%
Total	0	0.00%	0	0.00%	0	0.00%
7040437						
Poll Place	0		0		0	
Vote by Mail	0		0		0	
Mail Ballot	0	0.00%	0	0.00%	0	0.00%
Total	0	0.00%	0	0.00%	0	0.00%
7040438						
Poll Place	0		0		0	
Vote by Mail	0		0		0	
Mail Ballot	0		0		0	
Total	0		0		0	

Precinct	Registered Voters
7040439	
Poll Place	257
Vote by Mail	257
Mail Ballot	257
Total	257
7040472	
Poll Place	453
Vote by Mail	453
Mail Ballot	453
Total	453
7040478	
Poll Place	489
Vote by Mail	489
Mail Ballot	489
Total	489
7040492	
Poll Place	0
Vote by Mail	0
Mail Ballot	0
Total	0
7041139	
Poll Place	22
Vote by Mail	22
Mail Ballot	22
Total	22
7041143	
Poll Place	66
Vote by Mail	66
Mail Ballot	66
Total	66

Precinct	JOSEPH R. BIDEN FOR PRESIDENT (DEM)		DONALD J. TRUMP FOR PRESIDENT (REP)	
7040439				
Poll Place	0		0	
Vote by Mail	0		0	
Mail Ballot	88	39.82%	130	58.82%
Total	88	39.82%	130	58.82%
7040472				
Poll Place	0		0	
Vote by Mail	0		0	
Mail Ballot	158	46.61%	174	51.33%
Total	158	46.61%	174	51.33%
7040478				
Poll Place	0		0	
Vote by Mail	0		0	
Mail Ballot	191	44.11%	235	54.27%
Total	191	44.11%	235	54.27%
7040492				
Poll Place	0		0	
Vote by Mail	0		0	
Mail Ballot	0		0	
Total	0		0	
7041139				
Poll Place	0		0	
Vote by Mail	0		0	
Mail Ballot	0	0.00%	18	100.00%
Total	0	0.00%	18	100.00%
7041143				
Poll Place	0		0	
Vote by Mail	0		0	
Mail Ballot	8	16.33%	38	77.55%
Total	8	16.33%	38	77.55%

Precinct	GLORIA LA RIVA FOR PRESIDENT (PF)		ROQUE "ROCKY" DE LA FUENTE GUERRA FOR PRESIDENT (AIP)		HOWIE HAWKINS FOR PRESIDENT (GRN)		JO JORGENSEN FOR PRESIDENT (LIB)		Total Votes	Brian Carroll Qualified Write In		Mark Charles Qualified Write In	
7040439													
Poll Place	0		0		0		0		0	0		0	
Vote by Mail	0		0		0		0		0	0		0	
Mail Ballot	0	0.00%	0	0.00%	1	0.45%	2	0.90%	221	0	0.00%	0	0.00%
Total	0	0.00%	0	0.00%	1	0.45%	2	0.90%	221	0	0.00%	0	0.00%
7040472													
Poll Place	0		0		0		0		0	0		0	
Vote by Mail	0		0		0		0		0	0		0	
Mail Ballot	0	0.00%	1	0.29%	1	0.29%	5	1.47%	339	0	0.00%	0	0.00%
Total	0	0.00%	1	0.29%	1	0.29%	5	1.47%	339	0	0.00%	0	0.00%
7040478													
Poll Place	0		0		0		0		0	0		0	
Vote by Mail	0		0		0		0		0	0		0	
Mail Ballot	0	0.00%	2	0.46%	2	0.46%	3	0.69%	433	0	0.00%	0	0.00%
Total	0	0.00%	2	0.46%	2	0.46%	3	0.69%	433	0	0.00%	0	0.00%
7040492													
Poll Place	0		0		0		0		0	0		0	
Vote by Mail	0		0		0		0		0	0		0	
Mail Ballot	0		0		0		0		0	0		0	
Total	0		0		0		0		0	0		0	
7041139													
Poll Place	0		0		0		0		0	0		0	
Vote by Mail	0		0		0		0		0	0		0	
Mail Ballot	0	0.00%	0	0.00%	0	0.00%	0	0.00%	18	0	0.00%	0	0.00%
Total	0	0.00%	0	0.00%	0	0.00%	0	0.00%	18	0	0.00%	0	0.00%
7041143													
Poll Place	0		0		0		0		0	0		0	
Vote by Mail	0		0		0		0		0	0		0	
Mail Ballot	0	0.00%	0	0.00%	0	0.00%	3	6.12%	49	0	0.00%	0	0.00%
Total	0	0.00%	0	0.00%	0	0.00%	3	6.12%	49	0	0.00%	0	0.00%

Precinct	Joseph Kishore Qualified Write In		Brock Pierce Qualified Write In		Jesse Ventura Qualified Write In	
7040439						
Poll Place	0		0		0	
Vote by Mail	0		0		0	
Mail Ballot	0	0.00%	0	0.00%	0	0.00%
Total	0	0.00%	0	0.00%	0	0.00%
7040472						
Poll Place	0		0		0	
Vote by Mail	0		0		0	
Mail Ballot	0	0.00%	0	0.00%	0	0.00%
Total	0	0.00%	0	0.00%	0	0.00%
7040478						
Poll Place	0		0		0	
Vote by Mail	0		0		0	
Mail Ballot	0	0.00%	0	0.00%	0	0.00%
Total	0	0.00%	0	0.00%	0	0.00%
7040492						
Poll Place	0		0		0	
Vote by Mail	0		0		0	
Mail Ballot	0	0.00%	0	0.00%	0	0.00%
Total	0	0.00%	0	0.00%	0	0.00%
7041139						
Poll Place	0		0		0	
Vote by Mail	0		0		0	
Mail Ballot	0	0.00%	0	0.00%	0	0.00%
Total	0	0.00%	0	0.00%	0	0.00%
7041143						
Poll Place	0		0		0	
Vote by Mail	0		0		0	
Mail Ballot	0	0.00%	0	0.00%	0	0.00%
Total	0	0.00%	0	0.00%	0	0.00%

Precinct	Registered Voters
7041149	
Poll Place	99
Vote by Mail	99
Mail Ballot	99
Total	99
7041160	
Poll Place	4
Vote by Mail	4
Mail Ballot	4
Total	4
7041241	
Poll Place	173
Vote by Mail	173
Mail Ballot	173
Total	173
7041476	
Poll Place	21
Vote by Mail	21
Mail Ballot	21
Total	21
7041495	
Poll Place	216
Vote by Mail	216
Mail Ballot	216
Total	216
7041496	
Poll Place	12
Vote by Mail	12
Mail Ballot	12
Total	12

Precinct	JOSEPH R. BIDEN FOR PRESIDENT (DEM)		DONALD J. TRUMP FOR PRESIDENT (REP)	
7041149				
Poll Place	0		0	
Vote by Mail	0		0	
Mail Ballot	5	8.47%	54	91.53%
Total	5	8.47%	54	91.53%
7041160				
Poll Place	0		0	
Vote by Mail	0		0	
Mail Ballot	0	0.00%	4	100.00%
Total	0	0.00%	4	100.00%
7041241				
Poll Place	0		0	
Vote by Mail	0		0	
Mail Ballot	36	27.91%	93	72.09%
Total	36	27.91%	93	72.09%
7041476				
Poll Place	0		0	
Vote by Mail	0		0	
Mail Ballot	6	37.50%	10	62.50%
Total	6	37.50%	10	62.50%
7041495				
Poll Place	0		0	
Vote by Mail	0		0	
Mail Ballot	78	42.86%	98	53.85%
Total	78	42.86%	98	53.85%
7041496				
Poll Place	0		0	
Vote by Mail	0		0	
Mail Ballot	0	0.00%	8	100.00%
Total	0	0.00%	8	100.00%

Precinct	GLORIA LA RIVA FOR PRESIDENT (PF)		ROQUE "ROCKY" DE LA FUENTE GUERRA FOR PRESIDENT (AIP)		HOWIE HAWKINS FOR PRESIDENT (GRN)		JO JORGENSEN FOR PRESIDENT (LIB)		Total Votes	Brian Carroll Qualified Write In		Mark Charles Qualified Write In	
7041149													
Poll Place	0		0		0		0		0	0		0	
Vote by Mail	0		0		0		0		0	0		0	
Mail Ballot	0	0.00%	0	0.00%	0	0.00%	0	0.00%	59	0	0.00%	0	0.00%
Total	0	0.00%	0	0.00%	0	0.00%	0	0.00%	59	0	0.00%	0	0.00%
7041160													
Poll Place	0		0		0		0		0	0		0	
Vote by Mail	0		0		0		0		0	0		0	
Mail Ballot	0	0.00%	0	0.00%	0	0.00%	0	0.00%	4	0	0.00%	0	0.00%
Total	0	0.00%	0	0.00%	0	0.00%	0	0.00%	4	0	0.00%	0	0.00%
7041241													
Poll Place	0		0		0		0		0	0		0	
Vote by Mail	0		0		0		0		0	0		0	
Mail Ballot	0	0.00%	0	0.00%	0	0.00%	0	0.00%	129	0	0.00%	0	0.00%
Total	0	0.00%	0	0.00%	0	0.00%	0	0.00%	129	0	0.00%	0	0.00%
7041476													
Poll Place	0		0		0		0		0	0		0	
Vote by Mail	0		0		0		0		0	0		0	
Mail Ballot	0	0.00%	0	0.00%	0	0.00%	0	0.00%	16	0	0.00%	0	0.00%
Total	0	0.00%	0	0.00%	0	0.00%	0	0.00%	16	0	0.00%	0	0.00%
7041495													
Poll Place	0		0		0		0		0	0		0	
Vote by Mail	0		0		0		0		0	0		0	
Mail Ballot	2	1.10%	1	0.55%	2	1.10%	1	0.55%	182	0	0.00%	0	0.00%
Total	2	1.10%	1	0.55%	2	1.10%	1	0.55%	182	0	0.00%	0	0.00%
7041496													
Poll Place	0		0		0		0		0	0		0	
Vote by Mail	0		0		0		0		0	0		0	
Mail Ballot	0	0.00%	0	0.00%	0	0.00%	0	0.00%	8	0	0.00%	0	0.00%
Total	0	0.00%	0	0.00%	0	0.00%	0	0.00%	8	0	0.00%	0	0.00%

Precinct	Joseph Kishore Qualified Write In		Brock Pierce Qualified Write In		Jesse Ventura Qualified Write In	
7041149						
Poll Place	0		0		0	
Vote by Mail	0		0		0	
Mail Ballot	0	0.00%	0	0.00%	0	0.00%
Total	0	0.00%	0	0.00%	0	0.00%
7041160						
Poll Place	0		0		0	
Vote by Mail	0		0		0	
Mail Ballot	0	0.00%	0	0.00%	0	0.00%
Total	0	0.00%	0	0.00%	0	0.00%
7041241						
Poll Place	0		0		0	
Vote by Mail	0		0		0	
Mail Ballot	0	0.00%	0	0.00%	0	0.00%
Total	0	0.00%	0	0.00%	0	0.00%
7041476						
Poll Place	0		0		0	
Vote by Mail	0		0		0	
Mail Ballot	0	0.00%	0	0.00%	0	0.00%
Total	0	0.00%	0	0.00%	0	0.00%
7041495						
Poll Place	0		0		0	
Vote by Mail	0		0		0	
Mail Ballot	0	0.00%	0	0.00%	0	0.00%
Total	0	0.00%	0	0.00%	0	0.00%
7041496						
Poll Place	0		0		0	
Vote by Mail	0		0		0	
Mail Ballot	0	0.00%	0	0.00%	0	0.00%
Total	0	0.00%	0	0.00%	0	0.00%

Precinct	Registered Voters
7041505	
Poll Place	86
Vote by Mail	86
Mail Ballot	86
Total	86
7041507	
Poll Place	0
Vote by Mail	0
Mail Ballot	0
Total	0
7041623	
Poll Place	21
Vote by Mail	21
Mail Ballot	21
Total	21
7041665	
Poll Place	76
Vote by Mail	76
Mail Ballot	76
Total	76
7041769	
Poll Place	240
Vote by Mail	240
Mail Ballot	240
Total	240
7041778	
Poll Place	0
Vote by Mail	0
Mail Ballot	0
Total	0

Precinct	JOSEPH R. BIDEN FOR PRESIDENT (DEM)		DONALD J. TRUMP FOR PRESIDENT (REP)	
7041505				
Poll Place	0		0	
Vote by Mail	0		0	
Mail Ballot	14	18.18%	62	80.52%
Total	14	18.18%	62	80.52%
7041507				
Poll Place	0		0	
Vote by Mail	0		0	
Mail Ballot	0		0	
Total	0		0	
7041623				
Poll Place	0		0	
Vote by Mail	0		0	
Mail Ballot	3	20.00%	12	80.00%
Total	3	20.00%	12	80.00%
7041665				
Poll Place	0		0	
Vote by Mail	0		0	
Mail Ballot	20	29.41%	46	67.65%
Total	20	29.41%	46	67.65%
7041769				
Poll Place	0		0	
Vote by Mail	0		0	
Mail Ballot	11	6.36%	161	93.06%
Total	11	6.36%	161	93.06%
7041778				
Poll Place	0		0	
Vote by Mail	0		0	
Mail Ballot	0		0	
Total	0		0	

Precinct	GLORIA LA RIVA FOR PRESIDENT (PF)		ROQUE "ROCKY" DE LA FUENTE GUERRA FOR PRESIDENT (AIP)		HOWIE HAWKINS FOR PRESIDENT (GRN)		JO JORGENSEN FOR PRESIDENT (LIB)		Total Votes	Brian Carroll Qualified Write In		Mark Charles Qualified Write In	
7041505													
Poll Place	0		0		0		0		0	0		0	
Vote by Mail	0		0		0		0		0	0		0	
Mail Ballot	0	0.00%	0	0.00%	0	0.00%	1	1.30%	77	0	0.00%	0	0.00%
Total	0	0.00%	0	0.00%	0	0.00%	1	1.30%	77	0	0.00%	0	0.00%
7041507													
Poll Place	0		0		0		0		0	0		0	
Vote by Mail	0		0		0		0		0	0		0	
Mail Ballot	0		0		0		0		0	0		0	
Total	0		0		0		0		0	0		0	
7041623													
Poll Place	0		0		0		0		0	0		0	
Vote by Mail	0		0		0		0		0	0		0	
Mail Ballot	0	0.00%	0	0.00%	0	0.00%	0	0.00%	15	0	0.00%	0	0.00%
Total	0	0.00%	0	0.00%	0	0.00%	0	0.00%	15	0	0.00%	0	0.00%
7041665													
Poll Place	0		0		0		0		0	0		0	
Vote by Mail	0		0		0		0		0	0		0	
Mail Ballot	0	0.00%	0	0.00%	0	0.00%	2	2.94%	68	0	0.00%	0	0.00%
Total	0	0.00%	0	0.00%	0	0.00%	2	2.94%	68	0	0.00%	0	0.00%
7041769													
Poll Place	0		0		0		0		0	0		0	
Vote by Mail	0		0		0		0		0	0		0	
Mail Ballot	1	0.58%	0	0.00%	0	0.00%	0	0.00%	173	0	0.00%	0	0.00%
Total	1	0.58%	0	0.00%	0	0.00%	0	0.00%	173	0	0.00%	0	0.00%
7041778													
Poll Place	0		0		0		0		0	0		0	
Vote by Mail	0		0		0		0		0	0		0	
Mail Ballot	0		0		0		0		0	0		0	
Total	0		0		0		0		0	0		0	

Precinct	Joseph Kishore Qualified Write In		Brock Pierce Qualified Write In		Jesse Ventura Qualified Write In	
7041505						
Poll Place	0		0		0	
Vote by Mail	0		0		0	
Mail Ballot	0	0.00%	0	0.00%	0	0.00%
Total	0	0.00%	0	0.00%	0	0.00%
7041507						
Poll Place	0		0		0	
Vote by Mail	0		0		0	
Mail Ballot	0		0		0	
Total	0		0		0	
7041623						
Poll Place	0		0		0	
Vote by Mail	0		0		0	
Mail Ballot	0	0.00%	0	0.00%	0	0.00%
Total	0	0.00%	0	0.00%	0	0.00%
7041665						
Poll Place	0		0		0	
Vote by Mail	0		0		0	
Mail Ballot	0	0.00%	0	0.00%	0	0.00%
Total	0	0.00%	0	0.00%	0	0.00%
7041769						
Poll Place	0		0		0	
Vote by Mail	0		0		0	
Mail Ballot	0	0.00%	0	0.00%	0	0.00%
Total	0	0.00%	0	0.00%	0	0.00%
7041778						
Poll Place	0		0		0	
Vote by Mail	0		0		0	
Mail Ballot	0		0		0	
Total	0		0		0	

Precinct	Registered Voters
7041815	
Poll Place	0
Vote by Mail	0
Mail Ballot	0
Total	0
7041914	
Poll Place	236
Vote by Mail	236
Mail Ballot	236
Total	236
7041930	
Poll Place	50
Vote by Mail	50
Mail Ballot	50
Total	50
7042223	
Poll Place	5
Vote by Mail	5
Mail Ballot	5
Total	5
7042265	
Poll Place	35
Vote by Mail	35
Mail Ballot	35
Total	35
7042427	
Poll Place	44
Vote by Mail	44
Mail Ballot	44
Total	44

Precinct	JOSEPH R. BIDEN FOR PRESIDENT (DEM)		DONALD J. TRUMP FOR PRESIDENT (REP)	
7041815				
Poll Place	0		0	
Vote by Mail	0		0	
Mail Ballot	0		0	
Total	0		0	
7041914				
Poll Place	0		0	
Vote by Mail	0		0	
Mail Ballot	36	18.37%	160	81.63%
Total	36	18.37%	160	81.63%
7041930				
Poll Place	0		0	
Vote by Mail	0		0	
Mail Ballot	11	28.95%	25	65.79%
Total	11	28.95%	25	65.79%
7042223				
Poll Place	0		0	
Vote by Mail	0		0	
Mail Ballot	0	0.00%	3	100.00%
Total	0	0.00%	3	100.00%
7042265				
Poll Place	0		0	
Vote by Mail	0		0	
Mail Ballot	14	58.33%	10	41.67%
Total	14	58.33%	10	41.67%
7042427				
Poll Place	0		0	
Vote by Mail	0		0	
Mail Ballot	13	44.83%	16	55.17%
Total	13	44.83%	16	55.17%

Precinct	GLORIA LA RIVA FOR PRESIDENT (PF)		ROQUE "ROCKY" DE LA FUENTE GUERRA FOR PRESIDENT (AIP)		HOWIE HAWKINS FOR PRESIDENT (GRN)		JO JORGENSEN FOR PRESIDENT (LIB)		Total Votes	Brian Carroll Qualified Write In	Mark Charles Qualified Write In
7041815											
Poll Place	0		0		0		0		0	0	0
Vote by Mail	0		0		0		0		0	0	0
Mail Ballot	0		0		0		0		0	0	0
Total	0		0		0		0		0	0	0
7041914											
Poll Place	0		0		0		0		0	0	0
Vote by Mail	0		0		0		0		0	0	0
Mail Ballot	0	0.00%	0	0.00%	0	0.00%	0	0.00%	196	0	0.00%
Total	0	0.00%	0	0.00%	0	0.00%	0	0.00%	196	0	0.00%
7041930											
Poll Place	0		0		0		0		0	0	0
Vote by Mail	0		0		0		0		0	0	0
Mail Ballot	0	0.00%	1	2.63%	1	2.63%	0	0.00%	38	0	0.00%
Total	0	0.00%	1	2.63%	1	2.63%	0	0.00%	38	0	0.00%
7042223											
Poll Place	0		0		0		0		0	0	0
Vote by Mail	0		0		0		0		0	0	0
Mail Ballot	0	0.00%	0	0.00%	0	0.00%	0	0.00%	3	0	0.00%
Total	0	0.00%	0	0.00%	0	0.00%	0	0.00%	3	0	0.00%
7042265											
Poll Place	0		0		0		0		0	0	0
Vote by Mail	0		0		0		0		0	0	0
Mail Ballot	0	0.00%	0	0.00%	0	0.00%	0	0.00%	24	0	0.00%
Total	0	0.00%	0	0.00%	0	0.00%	0	0.00%	24	0	0.00%
7042427											
Poll Place	0		0		0		0		0	0	0
Vote by Mail	0		0		0		0		0	0	0
Mail Ballot	0	0.00%	0	0.00%	0	0.00%	0	0.00%	29	0	0.00%
Total	0	0.00%	0	0.00%	0	0.00%	0	0.00%	29	0	0.00%

Precinct	Joseph Kishore Qualified Write In		Brock Pierce Qualified Write In		Jesse Ventura Qualified Write In	
7041815						
Poll Place	0		0		0	
Vote by Mail	0		0		0	
Mail Ballot	0		0		0	
Total	0		0		0	
7041914						
Poll Place	0		0		0	
Vote by Mail	0		0		0	
Mail Ballot	0	0.00%	0	0.00%	0	0.00%
Total	0	0.00%	0	0.00%	0	0.00%
7041930						
Poll Place	0		0		0	
Vote by Mail	0		0		0	
Mail Ballot	0	0.00%	0	0.00%	0	0.00%
Total	0	0.00%	0	0.00%	0	0.00%
7042223						
Poll Place	0		0		0	
Vote by Mail	0		0		0	
Mail Ballot	0	0.00%	0	0.00%	0	0.00%
Total	0	0.00%	0	0.00%	0	0.00%
7042265						
Poll Place	0		0		0	
Vote by Mail	0		0		0	
Mail Ballot	0	0.00%	0	0.00%	0	0.00%
Total	0	0.00%	0	0.00%	0	0.00%
7042427						
Poll Place	0		0		0	
Vote by Mail	0		0		0	
Mail Ballot	0	0.00%	0	0.00%	0	0.00%
Total	0	0.00%	0	0.00%	0	0.00%

Precinct	Registered Voters
7042441	
Poll Place	0
Vote by Mail	0
Mail Ballot	0
Total	0
7042517	
Poll Place	6
Vote by Mail	6
Mail Ballot	6
Total	6
7042521	
Poll Place	32
Vote by Mail	32
Mail Ballot	32
Total	32
7042783	
Poll Place	0
Vote by Mail	0
Mail Ballot	0
Total	0
7042784	
Poll Place	2
Vote by Mail	2
Mail Ballot	2
Total	2
7042785	
Poll Place	0
Vote by Mail	0
Mail Ballot	0
Total	0

Precinct	JOSEPH R. BIDEN FOR PRESIDENT (DEM)	DONALD J. TRUMP FOR PRESIDENT (REP)
7042441		
Poll Place	0	0
Vote by Mail	0	0
Mail Ballot	0	0
Total	0	0
7042517		
Poll Place	0	0
Vote by Mail	0	0
Mail Ballot	0 0.00%	4 100.00%
Total	0 0.00%	4 100.00%
7042521		
Poll Place	0	0
Vote by Mail	0	0
Mail Ballot	3 14.29%	18 85.71%
Total	3 14.29%	18 85.71%
7042783		
Poll Place	0	0
Vote by Mail	0	0
Mail Ballot	0	0
Total	0	0
7042784		
Poll Place	0	0
Vote by Mail	0	0
Mail Ballot	2 100.00%	0 0.00%
Total	2 100.00%	0 0.00%
7042785		
Poll Place	0	0
Vote by Mail	0	0
Mail Ballot	0	0
Total	0	0

Precinct	GLORIA LA RIVA FOR PRESIDENT (PF)		ROQUE "ROCKY" DE LA FUENTE GUERRA FOR PRESIDENT (AIP)		HOWIE HAWKINS FOR PRESIDENT (GRN)		JO JORGENSEN FOR PRESIDENT (LIB)		Total Votes	Brian Carroll Qualified Write In		Mark Charles Qualified Write In	
7042441													
Poll Place	0		0		0		0		0	0		0	
Vote by Mail	0		0		0		0		0	0		0	
Mail Ballot	0		0		0		0		0	0		0	
Total	0		0		0		0		0	0		0	
7042517													
Poll Place	0		0		0		0		0	0		0	
Vote by Mail	0		0		0		0		0	0		0	
Mail Ballot	0	0.00%	0	0.00%	0	0.00%	0	0.00%	4	0	0.00%	0	0.00%
Total	0	0.00%	0	0.00%	0	0.00%	0	0.00%	4	0	0.00%	0	0.00%
7042521													
Poll Place	0		0		0		0		0	0		0	
Vote by Mail	0		0		0		0		0	0		0	
Mail Ballot	0	0.00%	0	0.00%	0	0.00%	0	0.00%	21	0	0.00%	0	0.00%
Total	0	0.00%	0	0.00%	0	0.00%	0	0.00%	21	0	0.00%	0	0.00%
7042783													
Poll Place	0		0		0		0		0	0		0	
Vote by Mail	0		0		0		0		0	0		0	
Mail Ballot	0		0		0		0		0	0		0	
Total	0		0		0		0		0	0		0	
7042784													
Poll Place	0		0		0		0		0	0		0	
Vote by Mail	0		0		0		0		0	0		0	
Mail Ballot	0	0.00%	0	0.00%	0	0.00%	0	0.00%	2	0	0.00%	0	0.00%
Total	0	0.00%	0	0.00%	0	0.00%	0	0.00%	2	0	0.00%	0	0.00%
7042785													
Poll Place	0		0		0		0		0	0		0	
Vote by Mail	0		0		0		0		0	0		0	
Mail Ballot	0		0		0		0		0	0		0	
Total	0		0		0		0		0	0		0	

Precinct	Joseph Kishore Qualified Write In		Brock Pierce Qualified Write In		Jesse Ventura Qualified Write In	
7042441						
Poll Place	0		0		0	
Vote by Mail	0		0		0	
Mail Ballot	0		0		0	
Total	0		0		0	
7042517						
Poll Place	0		0		0	
Vote by Mail	0		0		0	
Mail Ballot	0	0.00%	0	0.00%	0	0.00%
Total	0	0.00%	0	0.00%	0	0.00%
7042521						
Poll Place	0		0		0	
Vote by Mail	0		0		0	
Mail Ballot	0	0.00%	0	0.00%	0	0.00%
Total	0	0.00%	0	0.00%	0	0.00%
7042783						
Poll Place	0		0		0	
Vote by Mail	0		0		0	
Mail Ballot	0		0		0	
Total	0		0		0	
7042784						
Poll Place	0		0		0	
Vote by Mail	0		0		0	
Mail Ballot	0	0.00%	0	0.00%	0	0.00%
Total	0	0.00%	0	0.00%	0	0.00%
7042785						
Poll Place	0		0		0	
Vote by Mail	0		0		0	
Mail Ballot	0		0		0	
Total	0		0		0	

Precinct	Registered Voters
7042789	
Poll Place	0
Vote by Mail	0
Mail Ballot	0
Total	0
7042910	
Poll Place	0
Vote by Mail	0
Mail Ballot	0
Total	0
7043044	
Poll Place	4
Vote by Mail	4
Mail Ballot	4
Total	4
7043063	
Poll Place	0
Vote by Mail	0
Mail Ballot	0
Total	0
7043101	
Poll Place	0
Vote by Mail	0
Mail Ballot	0
Total	0
7043295	
Poll Place	615
Vote by Mail	615
Mail Ballot	615
Total	615

Precinct	JOSEPH R. BIDEN FOR PRESIDENT (DEM)		DONALD J. TRUMP FOR PRESIDENT (REP)	
7042789				
Poll Place	0		0	
Vote by Mail	0		0	
Mail Ballot	0		0	
Total	0		0	
7042910				
Poll Place	0		0	
Vote by Mail	0		0	
Mail Ballot	0		0	
Total	0		0	
7043044				
Poll Place	0		0	
Vote by Mail	0		0	
Mail Ballot	1	50.00%	1	50.00%
Total	1	50.00%	1	50.00%
7043063				
Poll Place	0		0	
Vote by Mail	0		0	
Mail Ballot	0		0	
Total	0		0	
7043101				
Poll Place	0		0	
Vote by Mail	0		0	
Mail Ballot	0		0	
Total	0		0	
7043295				
Poll Place	0		0	
Vote by Mail	0		0	
Mail Ballot	144	37.31%	232	60.10%
Total	144	37.31%	232	60.10%

Precinct	GLORIA LA RIVA FOR PRESIDENT (PF)		ROQUE "ROCKY" DE LA FUENTE GUERRA FOR PRESIDENT (AIP)		HOWIE HAWKINS FOR PRESIDENT (GRN)		JO JORGENSEN FOR PRESIDENT (LIB)		Total Votes	Brian Carroll Qualified Write In		Mark Charles Qualified Write In	
7042789													
Poll Place	0		0		0		0		0	0		0	
Vote by Mail	0		0		0		0		0	0		0	
Mail Ballot	0		0		0		0		0	0		0	
Total	0		0		0		0		0	0		0	
7042910													
Poll Place	0		0		0		0		0	0		0	
Vote by Mail	0		0		0		0		0	0		0	
Mail Ballot	0		0		0		0		0	0		0	
Total	0		0		0		0		0	0		0	
7043044													
Poll Place	0		0		0		0		0	0		0	
Vote by Mail	0		0		0		0		0	0		0	
Mail Ballot	0	0.00%	0	0.00%	0	0.00%	0	0.00%	2	0	0.00%	0	0.00%
Total	0	0.00%	0	0.00%	0	0.00%	0	0.00%	2	0	0.00%	0	0.00%
7043063													
Poll Place	0		0		0		0		0	0		0	
Vote by Mail	0		0		0		0		0	0		0	
Mail Ballot	0		0		0		0		0	0		0	
Total	0		0		0		0		0	0		0	
7043101													
Poll Place	0		0		0		0		0	0		0	
Vote by Mail	0		0		0		0		0	0		0	
Mail Ballot	0		0		0		0		0	0		0	
Total	0		0		0		0		0	0		0	
7043295													
Poll Place	0		0		0		0		0	0		0	
Vote by Mail	0		0		0		0		0	0		0	
Mail Ballot	2	0.52%	1	0.26%	2	0.52%	5	1.30%	386	0	0.00%	0	0.00%
Total	2	0.52%	1	0.26%	2	0.52%	5	1.30%	386	0	0.00%	0	0.00%

Precinct	Joseph Kishore Qualified Write In		Brock Pierce Qualified Write In		Jesse Ventura Qualified Write In	
7042789						
Poll Place	0		0		0	
Vote by Mail	0		0		0	
Mail Ballot	0		0		0	
Total	0		0		0	
7042910						
Poll Place	0		0		0	
Vote by Mail	0		0		0	
Mail Ballot	0		0		0	
Total	0		0		0	
7043044						
Poll Place	0		0		0	
Vote by Mail	0		0		0	
Mail Ballot	0	0.00%	0	0.00%	0	0.00%
Total	0	0.00%	0	0.00%	0	0.00%
7043063						
Poll Place	0		0		0	
Vote by Mail	0		0		0	
Mail Ballot	0		0		0	
Total	0		0		0	
7043101						
Poll Place	0		0		0	
Vote by Mail	0		0		0	
Mail Ballot	0		0		0	
Total	0		0		0	
7043295						
Poll Place	0		0		0	
Vote by Mail	0		0		0	
Mail Ballot	0	0.00%	0	0.00%	0	0.00%
Total	0	0.00%	0	0.00%	0	0.00%

Precinct	Registered Voters
7043458	
Poll Place	0
Vote by Mail	0
Mail Ballot	0
Total	0
7043561	
Poll Place	227
Vote by Mail	227
Mail Ballot	227
Total	227
7043576	
Poll Place	0
Vote by Mail	0
Mail Ballot	0
Total	0
7044116	
Poll Place	18
Vote by Mail	18
Mail Ballot	18
Total	18
7044120	
Poll Place	314
Vote by Mail	314
Mail Ballot	314
Total	314
7044123	
Poll Place	683
Vote by Mail	683
Mail Ballot	683
Total	683

Precinct	JOSEPH R. BIDEN FOR PRESIDENT (DEM)		DONALD J. TRUMP FOR PRESIDENT (REP)	
7043458				
Poll Place	0		0	
Vote by Mail	0		0	
Mail Ballot	0		0	
Total	0		0	
7043561				
Poll Place	0		0	
Vote by Mail	0		0	
Mail Ballot	61	47.29%	65	50.39%
Total	61	47.29%	65	50.39%
7043576				
Poll Place	0		0	
Vote by Mail	0		0	
Mail Ballot	0		0	
Total	0		0	
7044116				
Poll Place	0		0	
Vote by Mail	0		0	
Mail Ballot	1	6.25%	14	87.50%
Total	1	6.25%	14	87.50%
7044120				
Poll Place	0		0	
Vote by Mail	0		0	
Mail Ballot	106	38.97%	159	58.46%
Total	106	38.97%	159	58.46%
7044123				
Poll Place	0		0	
Vote by Mail	0		0	
Mail Ballot	275	48.76%	275	48.76%
Total	275	48.76%	275	48.76%

Precinct	GLORIA LA RIVA FOR PRESIDENT (PF)		ROQUE "ROCKY" DE LA FUENTE GUERRA FOR PRESIDENT (AIP)		HOWIE HAWKINS FOR PRESIDENT (GRN)		JO JORGENSEN FOR PRESIDENT (LIB)		Total Votes	Brian Carroll Qualified Write In		Mark Charles Qualified Write In	
7043458													
Poll Place	0		0		0		0		0	0		0	
Vote by Mail	0		0		0		0		0	0		0	
Mail Ballot	0		0		0		0		0	0		0	
Total	0		0		0		0		0	0		0	
7043561													
Poll Place	0		0		0		0		0	0		0	
Vote by Mail	0		0		0		0		0	0		0	
Mail Ballot	0	0.00%	0	0.00%	1	0.78%	2	1.55%	129	0	0.00%	0	0.00%
Total	0	0.00%	0	0.00%	1	0.78%	2	1.55%	129	0	0.00%	0	0.00%
7043576													
Poll Place	0		0		0		0		0	0		0	
Vote by Mail	0		0		0		0		0	0		0	
Mail Ballot	0		0		0		0		0	0		0	
Total	0		0		0		0		0	0		0	
7044116													
Poll Place	0		0		0		0		0	0		0	
Vote by Mail	0		0		0		0		0	0		0	
Mail Ballot	0	0.00%	0	0.00%	0	0.00%	1	6.25%	16	0	0.00%	0	0.00%
Total	0	0.00%	0	0.00%	0	0.00%	1	6.25%	16	0	0.00%	0	0.00%
7044120													
Poll Place	0		0		0		0		0	0		0	
Vote by Mail	0		0		0		0		0	0		0	
Mail Ballot	0	0.00%	2	0.74%	1	0.37%	4	1.47%	272	0	0.00%	0	0.00%
Total	0	0.00%	2	0.74%	1	0.37%	4	1.47%	272	0	0.00%	0	0.00%
7044123													
Poll Place	0		0		0		0		0	0		0	
Vote by Mail	0		0		0		0		0	0		0	
Mail Ballot	1	0.18%	2	0.35%	1	0.18%	10	1.77%	564	0	0.00%	0	0.00%
Total	1	0.18%	2	0.35%	1	0.18%	10	1.77%	564	0	0.00%	0	0.00%

Precinct	Joseph Kishore Qualified Write In		Brock Pierce Qualified Write In		Jesse Ventura Qualified Write In	
7043458						
Poll Place	0		0		0	
Vote by Mail	0		0		0	
Mail Ballot	0		0		0	
Total	0		0		0	
7043561						
Poll Place	0		0		0	
Vote by Mail	0		0		0	
Mail Ballot	0	0.00%	0	0.00%	0	0.00%
Total	0	0.00%	0	0.00%	0	0.00%
7043576						
Poll Place	0		0		0	
Vote by Mail	0		0		0	
Mail Ballot	0		0		0	
Total	0		0		0	
7044116						
Poll Place	0		0		0	
Vote by Mail	0		0		0	
Mail Ballot	0	0.00%	0	0.00%	0	0.00%
Total	0	0.00%	0	0.00%	0	0.00%
7044120						
Poll Place	0		0		0	
Vote by Mail	0		0		0	
Mail Ballot	0	0.00%	0	0.00%	0	0.00%
Total	0	0.00%	0	0.00%	0	0.00%
7044123						
Poll Place	0		0		0	
Vote by Mail	0		0		0	
Mail Ballot	0	0.00%	0	0.00%	0	0.00%
Total	0	0.00%	0	0.00%	0	0.00%

Precinct	Registered Voters
7044133	
Poll Place	0
Vote by Mail	0
Mail Ballot	0
Total	0
7050025	
Poll Place	64
Vote by Mail	64
Mail Ballot	64
Total	64
7050030	
Poll Place	191
Vote by Mail	191
Mail Ballot	191
Total	191
7050032	
Poll Place	8
Vote by Mail	8
Mail Ballot	8
Total	8
7050212	
Poll Place	0
Vote by Mail	0
Mail Ballot	0
Total	0
7050220	
Poll Place	182
Vote by Mail	182
Mail Ballot	182
Total	182

Precinct	JOSEPH R. BIDEN FOR PRESIDENT (DEM)		DONALD J. TRUMP FOR PRESIDENT (REP)	
7044133				
Poll Place	0		0	
Vote by Mail	0		0	
Mail Ballot	0		0	
Total	0		0	
7050025				
Poll Place	0		0	
Vote by Mail	0		0	
Mail Ballot	9	21.95%	32	78.05%
Total	9	21.95%	32	78.05%
7050030				
Poll Place	0		0	
Vote by Mail	0		0	
Mail Ballot	65	67.01%	30	30.93%
Total	65	67.01%	30	30.93%
7050032				
Poll Place	0		0	
Vote by Mail	0		0	
Mail Ballot	1	100.00%	0	0.00%
Total	1	100.00%	0	0.00%
7050212				
Poll Place	0		0	
Vote by Mail	0		0	
Mail Ballot	0		0	
Total	0		0	
7050220				
Poll Place	0		0	
Vote by Mail	0		0	
Mail Ballot	55	70.51%	21	26.92%
Total	55	70.51%	21	26.92%

Precinct	GLORIA LA RIVA FOR PRESIDENT (PF)		ROQUE "ROCKY" DE LA FUENTE GUERRA FOR PRESIDENT (AIP)		HOWIE HAWKINS FOR PRESIDENT (GRN)		JO JORGENSEN FOR PRESIDENT (LIB)		Total Votes	Brian Carroll Qualified Write In	Mark Charles Qualified Write In
7044133											
Poll Place	0		0		0		0		0	0	0
Vote by Mail	0		0		0		0		0	0	0
Mail Ballot	0		0		0		0		0	0	0
Total	0		0		0		0		0	0	0
7050025											
Poll Place	0		0		0		0		0	0	0
Vote by Mail	0		0		0		0		0	0	0
Mail Ballot	0	0.00%	0	0.00%	0	0.00%	0	0.00%	41	0	0.00%
Total	0	0.00%	0	0.00%	0	0.00%	0	0.00%	41	0	0.00%
7050030											
Poll Place	0		0		0		0		0	0	0
Vote by Mail	0		0		0		0		0	0	0
Mail Ballot	1	1.03%	0	0.00%	0	0.00%	1	1.03%	97	0	0.00%
Total	1	1.03%	0	0.00%	0	0.00%	1	1.03%	97	0	0.00%
7050032											
Poll Place	0		0		0		0		0	0	0
Vote by Mail	0		0		0		0		0	0	0
Mail Ballot	0	0.00%	0	0.00%	0	0.00%	0	0.00%	1	0	0.00%
Total	0	0.00%	0	0.00%	0	0.00%	0	0.00%	1	0	0.00%
7050212											
Poll Place	0		0		0		0		0	0	0
Vote by Mail	0		0		0		0		0	0	0
Mail Ballot	0		0		0		0		0	0	0
Total	0		0		0		0		0	0	0
7050220											
Poll Place	0		0		0		0		0	0	0
Vote by Mail	0		0		0		0		0	0	0
Mail Ballot	0	0.00%	1	1.28%	0	0.00%	1	1.28%	78	0	0.00%
Total	0	0.00%	1	1.28%	0	0.00%	1	1.28%	78	0	0.00%

Precinct	Joseph Kishore Qualified Write In		Brock Pierce Qualified Write In		Jesse Ventura Qualified Write In	
7044133						
Poll Place	0		0		0	
Vote by Mail	0		0		0	
Mail Ballot	0		0		0	
Total	0		0		0	
7050025						
Poll Place	0		0		0	
Vote by Mail	0		0		0	
Mail Ballot	0	0.00%	0	0.00%	0	0.00%
Total	0	0.00%	0	0.00%	0	0.00%
7050030						
Poll Place	0		0		0	
Vote by Mail	0		0		0	
Mail Ballot	0	0.00%	0	0.00%	0	0.00%
Total	0	0.00%	0	0.00%	0	0.00%
7050032						
Poll Place	0		0		0	
Vote by Mail	0		0		0	
Mail Ballot	0	0.00%	0	0.00%	0	0.00%
Total	0	0.00%	0	0.00%	0	0.00%
7050212						
Poll Place	0		0		0	
Vote by Mail	0		0		0	
Mail Ballot	0		0		0	
Total	0		0		0	
7050220						
Poll Place	0		0		0	
Vote by Mail	0		0		0	
Mail Ballot	0	0.00%	0	0.00%	0	0.00%
Total	0	0.00%	0	0.00%	0	0.00%

Precinct	Registered Voters
7050221	
Poll Place	251
Vote by Mail	251
Mail Ballot	251
Total	251
7050504	
Poll Place	57
Vote by Mail	57
Mail Ballot	57
Total	57
7050526	
Poll Place	0
Vote by Mail	0
Mail Ballot	0
Total	0
7050529	
Poll Place	2
Vote by Mail	2
Mail Ballot	2
Total	2
7050537	
Poll Place	276
Vote by Mail	276
Mail Ballot	276
Total	276
7050540	
Poll Place	81
Vote by Mail	81
Mail Ballot	81
Total	81

Precinct	JOSEPH R. BIDEN FOR PRESIDENT (DEM)		DONALD J. TRUMP FOR PRESIDENT (REP)	
7050221				
Poll Place	0		0	
Vote by Mail	0		0	
Mail Ballot	76	83.52%	13	14.29%
Total	76	83.52%	13	14.29%
7050504				
Poll Place	0		0	
Vote by Mail	0		0	
Mail Ballot	18	94.74%	1	5.26%
Total	18	94.74%	1	5.26%
7050526				
Poll Place	0		0	
Vote by Mail	0		0	
Mail Ballot	0		0	
Total	0		0	
7050529				
Poll Place	0		0	
Vote by Mail	0		0	
Mail Ballot	0		0	
Total	0		0	
7050537				
Poll Place	0		0	
Vote by Mail	0		0	
Mail Ballot	119	72.12%	43	26.06%
Total	119	72.12%	43	26.06%
7050540				
Poll Place	0		0	
Vote by Mail	0		0	
Mail Ballot	25	75.76%	5	15.15%
Total	25	75.76%	5	15.15%

Precinct	GLORIA LA RIVA FOR PRESIDENT (PF)		ROQUE "ROCKY" DE LA FUENTE GUERRA FOR PRESIDENT (AIP)		HOWIE HAWKINS FOR PRESIDENT (GRN)		JO JORGENSEN FOR PRESIDENT (LIB)		Total Votes	Brian Carroll Qualified Write In		Mark Charles Qualified Write In	
7050221													
Poll Place	0		0		0		0		0	0		0	
Vote by Mail	0		0		0		0		0	0		0	
Mail Ballot	2	2.20%	0	0.00%	0	0.00%	0	0.00%	91	0	0.00%	0	0.00%
Total	2	2.20%	0	0.00%	0	0.00%	0	0.00%	91	0	0.00%	0	0.00%
7050504													
Poll Place	0		0		0		0		0	0		0	
Vote by Mail	0		0		0		0		0	0		0	
Mail Ballot	0	0.00%	0	0.00%	0	0.00%	0	0.00%	19	0	0.00%	0	0.00%
Total	0	0.00%	0	0.00%	0	0.00%	0	0.00%	19	0	0.00%	0	0.00%
7050526													
Poll Place	0		0		0		0		0	0		0	
Vote by Mail	0		0		0		0		0	0		0	
Mail Ballot	0		0		0		0		0	0		0	
Total	0		0		0		0		0	0		0	
7050529													
Poll Place	0		0		0		0		0	0		0	
Vote by Mail	0		0		0		0		0	0		0	
Mail Ballot	0		0		0		0		0	0		0	
Total	0		0		0		0		0	0		0	
7050537													
Poll Place	0		0		0		0		0	0		0	
Vote by Mail	0		0		0		0		0	0		0	
Mail Ballot	0	0.00%	2	1.21%	1	0.61%	0	0.00%	165	0	0.00%	0	0.00%
Total	0	0.00%	2	1.21%	1	0.61%	0	0.00%	165	0	0.00%	0	0.00%
7050540													
Poll Place	0		0		0		0		0	0		0	
Vote by Mail	0		0		0		0		0	0		0	
Mail Ballot	1	3.03%	1	3.03%	0	0.00%	1	3.03%	33	0	0.00%	0	0.00%
Total	1	3.03%	1	3.03%	0	0.00%	1	3.03%	33	0	0.00%	0	0.00%

Precinct	Joseph Kishore Qualified Write In		Brock Pierce Qualified Write In		Jesse Ventura Qualified Write In	
7050221						
Poll Place	0		0		0	
Vote by Mail	0		0		0	
Mail Ballot	0	0.00%	0	0.00%	0	0.00%
Total	0	0.00%	0	0.00%	0	0.00%
7050504						
Poll Place	0		0		0	
Vote by Mail	0		0		0	
Mail Ballot	0	0.00%	0	0.00%	0	0.00%
Total	0	0.00%	0	0.00%	0	0.00%
7050526						
Poll Place	0		0		0	
Vote by Mail	0		0		0	
Mail Ballot	0		0		0	
Total	0		0		0	
7050529						
Poll Place	0		0		0	
Vote by Mail	0		0		0	
Mail Ballot	0		0		0	
Total	0		0		0	
7050537						
Poll Place	0		0		0	
Vote by Mail	0		0		0	
Mail Ballot	0	0.00%	0	0.00%	0	0.00%
Total	0	0.00%	0	0.00%	0	0.00%
7050540						
Poll Place	0		0		0	
Vote by Mail	0		0		0	
Mail Ballot	0	0.00%	0	0.00%	0	0.00%
Total	0	0.00%	0	0.00%	0	0.00%

Precinct	Registered Voters
7050542	
Poll Place	420
Vote by Mail	420
Mail Ballot	420
Total	420
7050546	
Poll Place	0
Vote by Mail	0
Mail Ballot	0
Total	0
7050551	
Poll Place	403
Vote by Mail	403
Mail Ballot	403
Total	403
7050557	
Poll Place	75
Vote by Mail	75
Mail Ballot	75
Total	75
7050561	
Poll Place	227
Vote by Mail	227
Mail Ballot	227
Total	227
7050563	
Poll Place	0
Vote by Mail	0
Mail Ballot	0
Total	0

Precinct	JOSEPH R. BIDEN FOR PRESIDENT (DEM)		DONALD J. TRUMP FOR PRESIDENT (REP)	
7050542				
Poll Place	0		0	
Vote by Mail	0		0	
Mail Ballot	162	66.67%	76	31.28%
Total	162	66.67%	76	31.28%
7050546				
Poll Place	0		0	
Vote by Mail	0		0	
Mail Ballot	0		0	
Total	0		0	
7050551				
Poll Place	0		0	
Vote by Mail	0		0	
Mail Ballot	173	72.69%	59	24.79%
Total	173	72.69%	59	24.79%
7050557				
Poll Place	0		0	
Vote by Mail	0		0	
Mail Ballot	26	61.90%	14	33.33%
Total	26	61.90%	14	33.33%
7050561				
Poll Place	0		0	
Vote by Mail	0		0	
Mail Ballot	93	70.99%	37	28.24%
Total	93	70.99%	37	28.24%
7050563				
Poll Place	0		0	
Vote by Mail	0		0	
Mail Ballot	0		0	
Total	0		0	

Precinct	GLORIA LA RIVA FOR PRESIDENT (PF)		ROQUE "ROCKY" DE LA FUENTE GUERRA FOR PRESIDENT (AIP)		HOWIE HAWKINS FOR PRESIDENT (GRN)		JO JORGENSEN FOR PRESIDENT (LIB)		Total Votes	Brian Carroll Qualified Write In	Mark Charles Qualified Write In
7050542											
Poll Place	0		0		0		0		0	0	0
Vote by Mail	0		0		0		0		0	0	0
Mail Ballot	2	0.82%	1	0.41%	2	0.82%	0	0.00%	243	0	0.00%
Total	2	0.82%	1	0.41%	2	0.82%	0	0.00%	243	0	0.00%
7050546											
Poll Place	0		0		0		0		0	0	0
Vote by Mail	0		0		0		0		0	0	0
Mail Ballot	0		0		0		0		0	0	0
Total	0		0		0		0		0	0	0
7050551											
Poll Place	0		0		0		0		0	0	0
Vote by Mail	0		0		0		0		0	0	0
Mail Ballot	0	0.00%	1	0.42%	2	0.84%	3	1.26%	238	0	0.00%
Total	0	0.00%	1	0.42%	2	0.84%	3	1.26%	238	0	0.00%
7050557											
Poll Place	0		0		0		0		0	0	0
Vote by Mail	0		0		0		0		0	0	0
Mail Ballot	1	2.38%	0	0.00%	0	0.00%	1	2.38%	42	0	0.00%
Total	1	2.38%	0	0.00%	0	0.00%	1	2.38%	42	0	0.00%
7050561											
Poll Place	0		0		0		0		0	0	0
Vote by Mail	0		0		0		0		0	0	0
Mail Ballot	0	0.00%	0	0.00%	1	0.76%	0	0.00%	131	0	0.00%
Total	0	0.00%	0	0.00%	1	0.76%	0	0.00%	131	0	0.00%
7050563											
Poll Place	0		0		0		0		0	0	0
Vote by Mail	0		0		0		0		0	0	0
Mail Ballot	0		0		0		0		0	0	0
Total	0		0		0		0		0	0	0

Precinct	Joseph Kishore Qualified Write In		Brock Pierce Qualified Write In		Jesse Ventura Qualified Write In	
7050542						
Poll Place	0		0		0	
Vote by Mail	0		0		0	
Mail Ballot	0	0.00%	0	0.00%	0	0.00%
Total	0	0.00%	0	0.00%	0	0.00%
7050546						
Poll Place	0		0		0	
Vote by Mail	0		0		0	
Mail Ballot	0		0		0	
Total	0		0		0	
7050551						
Poll Place	0		0		0	
Vote by Mail	0		0		0	
Mail Ballot	0	0.00%	0	0.00%	0	0.00%
Total	0	0.00%	0	0.00%	0	0.00%
7050557						
Poll Place	0		0		0	
Vote by Mail	0		0		0	
Mail Ballot	0	0.00%	0	0.00%	0	0.00%
Total	0	0.00%	0	0.00%	0	0.00%
7050561						
Poll Place	0		0		0	
Vote by Mail	0		0		0	
Mail Ballot	0	0.00%	0	0.00%	0	0.00%
Total	0	0.00%	0	0.00%	0	0.00%
7050563						
Poll Place	0		0		0	
Vote by Mail	0		0		0	
Mail Ballot	0		0		0	
Total	0		0		0	

Precinct	Registered Voters
7050564	
Poll Place	0
Vote by Mail	0
Mail Ballot	0
Total	0
7050566	
Poll Place	0
Vote by Mail	0
Mail Ballot	0
Total	0
7050573	
Poll Place	0
Vote by Mail	0
Mail Ballot	0
Total	0
7050579	
Poll Place	139
Vote by Mail	139
Mail Ballot	139
Total	139
7050581	
Poll Place	234
Vote by Mail	234
Mail Ballot	234
Total	234
7050582	
Poll Place	29
Vote by Mail	29
Mail Ballot	29
Total	29

Precinct	JOSEPH R. BIDEN FOR PRESIDENT (DEM)		DONALD J. TRUMP FOR PRESIDENT (REP)	
7050564				
Poll Place	0		0	
Vote by Mail	0		0	
Mail Ballot	0		0	
Total	0		0	
7050566				
Poll Place	0		0	
Vote by Mail	0		0	
Mail Ballot	0		0	
Total	0		0	
7050573				
Poll Place	0		0	
Vote by Mail	0		0	
Mail Ballot	0		0	
Total	0		0	
7050579				
Poll Place	0		0	
Vote by Mail	0		0	
Mail Ballot	42	54.55%	32	41.56%
Total	42	54.55%	32	41.56%
7050581				
Poll Place	0		0	
Vote by Mail	0		0	
Mail Ballot	89	80.91%	18	16.36%
Total	89	80.91%	18	16.36%
7050582				
Poll Place	0		0	
Vote by Mail	0		0	
Mail Ballot	9	69.23%	3	23.08%
Total	9	69.23%	3	23.08%

Precinct	GLORIA LA RIVA FOR PRESIDENT (PF)		ROQUE "ROCKY" DE LA FUENTE GUERRA FOR PRESIDENT (AIP)		HOWIE HAWKINS FOR PRESIDENT (GRN)		JO JORGENSEN FOR PRESIDENT (LIB)		Total Votes	Brian Carroll Qualified Write In	Mark Charles Qualified Write In
7050564											
Poll Place	0		0		0		0		0	0	0
Vote by Mail	0		0		0		0		0	0	0
Mail Ballot	0		0		0		0		0	0	0
Total	0		0		0		0		0	0	0
7050566											
Poll Place	0		0		0		0		0	0	0
Vote by Mail	0		0		0		0		0	0	0
Mail Ballot	0		0		0		0		0	0	0
Total	0		0		0		0		0	0	0
7050573											
Poll Place	0		0		0		0		0	0	0
Vote by Mail	0		0		0		0		0	0	0
Mail Ballot	0		0		0		0		0	0	0
Total	0		0		0		0		0	0	0
7050579											
Poll Place	0		0		0		0		0	0	0
Vote by Mail	0		0		0		0		0	0	0
Mail Ballot	1	1.30%	2	2.60%	0	0.00%	0	0.00%	77	0	0.00%
Total	1	1.30%	2	2.60%	0	0.00%	0	0.00%	77	0	0.00%
7050581											
Poll Place	0		0		0		0		0	0	0
Vote by Mail	0		0		0		0		0	0	0
Mail Ballot	2	1.82%	1	0.91%	0	0.00%	0	0.00%	110	0	0.00%
Total	2	1.82%	1	0.91%	0	0.00%	0	0.00%	110	0	0.00%
7050582											
Poll Place	0		0		0		0		0	0	0
Vote by Mail	0		0		0		0		0	0	0
Mail Ballot	0	0.00%	0	0.00%	0	0.00%	1	7.69%	13	0	0.00%
Total	0	0.00%	0	0.00%	0	0.00%	1	7.69%	13	0	0.00%

Precinct	Joseph Kishore Qualified Write In		Brock Pierce Qualified Write In		Jesse Ventura Qualified Write In	
7050564						
Poll Place	0		0		0	
Vote by Mail	0		0		0	
Mail Ballot	0		0		0	
Total	0		0		0	
7050566						
Poll Place	0		0		0	
Vote by Mail	0		0		0	
Mail Ballot	0		0		0	
Total	0		0		0	
7050573						
Poll Place	0		0		0	
Vote by Mail	0		0		0	
Mail Ballot	0		0		0	
Total	0		0		0	
7050579						
Poll Place	0		0		0	
Vote by Mail	0		0		0	
Mail Ballot	0	0.00%	0	0.00%	0	0.00%
Total	0	0.00%	0	0.00%	0	0.00%
7050581						
Poll Place	0		0		0	
Vote by Mail	0		0		0	
Mail Ballot	0	0.00%	0	0.00%	0	0.00%
Total	0	0.00%	0	0.00%	0	0.00%
7050582						
Poll Place	0		0		0	
Vote by Mail	0		0		0	
Mail Ballot	0	0.00%	0	0.00%	0	0.00%
Total	0	0.00%	0	0.00%	0	0.00%

Precinct	Registered Voters
7050597	
Poll Place	3
Vote by Mail	3
Mail Ballot	3
Total	3
7050702	
Poll Place	236
Vote by Mail	236
Mail Ballot	236
Total	236
7050707	
Poll Place	249
Vote by Mail	249
Mail Ballot	249
Total	249
7050712	
Poll Place	0
Vote by Mail	0
Mail Ballot	0
Total	0
7050713	
Poll Place	355
Vote by Mail	355
Mail Ballot	355
Total	355
7050726	
Poll Place	298
Vote by Mail	298
Mail Ballot	298
Total	298

Precinct	JOSEPH R. BIDEN FOR PRESIDENT (DEM)		DONALD J. TRUMP FOR PRESIDENT (REP)	
7050597				
Poll Place	0		0	
Vote by Mail	0		0	
Mail Ballot	0	0.00%	1	50.00%
Total	0	0.00%	1	50.00%
7050702				
Poll Place	0		0	
Vote by Mail	0		0	
Mail Ballot	92	64.34%	46	32.17%
Total	92	64.34%	46	32.17%
7050707				
Poll Place	0		0	
Vote by Mail	0		0	
Mail Ballot	87	58.78%	55	37.16%
Total	87	58.78%	55	37.16%
7050712				
Poll Place	0		0	
Vote by Mail	0		0	
Mail Ballot	0		0	
Total	0		0	
7050713				
Poll Place	0		0	
Vote by Mail	0		0	
Mail Ballot	141	63.23%	74	33.18%
Total	141	63.23%	74	33.18%
7050726				
Poll Place	0		0	
Vote by Mail	0		0	
Mail Ballot	99	46.48%	113	53.05%
Total	99	46.48%	113	53.05%

Precinct	GLORIA LA RIVA FOR PRESIDENT (PF)		ROQUE "ROCKY" DE LA FUENTE GUERRA FOR PRESIDENT (AIP)		HOWIE HAWKINS FOR PRESIDENT (GRN)		JO JORGENSEN FOR PRESIDENT (LIB)		Total Votes	Brian Carroll Qualified Write In		Mark Charles Qualified Write In	
7050597													
Poll Place	0		0		0		0		0	0		0	
Vote by Mail	0		0		0		0		0	0		0	
Mail Ballot	1	50.00%	0	0.00%	0	0.00%	0	0.00%	2	0	0.00%	0	0.00%
Total	1	50.00%	0	0.00%	0	0.00%	0	0.00%	2	0	0.00%	0	0.00%
7050702													
Poll Place	0		0		0		0		0	0		0	
Vote by Mail	0		0		0		0		0	0		0	
Mail Ballot	2	1.40%	2	1.40%	1	0.70%	0	0.00%	143	0	0.00%	0	0.00%
Total	2	1.40%	2	1.40%	1	0.70%	0	0.00%	143	0	0.00%	0	0.00%
7050707													
Poll Place	0		0		0		0		0	0		0	
Vote by Mail	0		0		0		0		0	0		0	
Mail Ballot	2	1.35%	0	0.00%	0	0.00%	4	2.70%	148	0	0.00%	0	0.00%
Total	2	1.35%	0	0.00%	0	0.00%	4	2.70%	148	0	0.00%	0	0.00%
7050712													
Poll Place	0		0		0		0		0	0		0	
Vote by Mail	0		0		0		0		0	0		0	
Mail Ballot	0		0		0		0		0	0		0	
Total	0		0		0		0		0	0		0	
7050713													
Poll Place	0		0		0		0		0	0		0	
Vote by Mail	0		0		0		0		0	0		0	
Mail Ballot	4	1.79%	2	0.90%	0	0.00%	2	0.90%	223	0	0.00%	0	0.00%
Total	4	1.79%	2	0.90%	0	0.00%	2	0.90%	223	0	0.00%	0	0.00%
7050726													
Poll Place	0		0		0		0		0	0		0	
Vote by Mail	0		0		0		0		0	0		0	
Mail Ballot	1	0.47%	0	0.00%	0	0.00%	0	0.00%	213	0	0.00%	0	0.00%
Total	1	0.47%	0	0.00%	0	0.00%	0	0.00%	213	0	0.00%	0	0.00%

Precinct	Joseph Kishore Qualified Write In		Brock Pierce Qualified Write In		Jesse Ventura Qualified Write In	
7050597						
Poll Place	0		0		0	
Vote by Mail	0		0		0	
Mail Ballot	0	0.00%	0	0.00%	0	0.00%
Total	0	0.00%	0	0.00%	0	0.00%
7050702						
Poll Place	0		0		0	
Vote by Mail	0		0		0	
Mail Ballot	0	0.00%	0	0.00%	0	0.00%
Total	0	0.00%	0	0.00%	0	0.00%
7050707						
Poll Place	0		0		0	
Vote by Mail	0		0		0	
Mail Ballot	0	0.00%	0	0.00%	0	0.00%
Total	0	0.00%	0	0.00%	0	0.00%
7050712						
Poll Place	0		0		0	
Vote by Mail	0		0		0	
Mail Ballot	0		0		0	
Total	0		0		0	
7050713						
Poll Place	0		0		0	
Vote by Mail	0		0		0	
Mail Ballot	0	0.00%	0	0.00%	0	0.00%
Total	0	0.00%	0	0.00%	0	0.00%
7050726						
Poll Place	0		0		0	
Vote by Mail	0		0		0	
Mail Ballot	0	0.00%	0	0.00%	0	0.00%
Total	0	0.00%	0	0.00%	0	0.00%

Precinct	Registered Voters
7050730	
Poll Place	8
Vote by Mail	8
Mail Ballot	8
Total	8
7050732	
Poll Place	74
Vote by Mail	74
Mail Ballot	74
Total	74
7050734	
Poll Place	161
Vote by Mail	161
Mail Ballot	161
Total	161
7050748	
Poll Place	111
Vote by Mail	111
Mail Ballot	111
Total	111
7050749	
Poll Place	141
Vote by Mail	141
Mail Ballot	141
Total	141
7050758	
Poll Place	4
Vote by Mail	4
Mail Ballot	4
Total	4

Precinct	JOSEPH R. BIDEN FOR PRESIDENT (DEM)		DONALD J. TRUMP FOR PRESIDENT (REP)	
7050730				
Poll Place	0		0	
Vote by Mail	0		0	
Mail Ballot	0	0.00%	2	100.00%
Total	0	0.00%	2	100.00%
7050732				
Poll Place	0		0	
Vote by Mail	0		0	
Mail Ballot	19	43.18%	22	50.00%
Total	19	43.18%	22	50.00%
7050734				
Poll Place	0		0	
Vote by Mail	0		0	
Mail Ballot	50	57.47%	34	39.08%
Total	50	57.47%	34	39.08%
7050748				
Poll Place	0		0	
Vote by Mail	0		0	
Mail Ballot	33	67.35%	13	26.53%
Total	33	67.35%	13	26.53%
7050749				
Poll Place	0		0	
Vote by Mail	0		0	
Mail Ballot	40	51.95%	30	38.96%
Total	40	51.95%	30	38.96%
7050758				
Poll Place	0		0	
Vote by Mail	0		0	
Mail Ballot	2	50.00%	2	50.00%
Total	2	50.00%	2	50.00%

Precinct	GLORIA LA RIVA FOR PRESIDENT (PF)		ROQUE "ROCKY" DE LA FUENTE GUERRA FOR PRESIDENT (AIP)		HOWIE HAWKINS FOR PRESIDENT (GRN)		JO JORGENSEN FOR PRESIDENT (LIB)		Total Votes	Brian Carroll Qualified Write In		Mark Charles Qualified Write In	
7050730													
Poll Place	0		0		0		0		0	0		0	
Vote by Mail	0		0		0		0		0	0		0	
Mail Ballot	0	0.00%	0	0.00%	0	0.00%	0	0.00%	2	0	0.00%	0	0.00%
Total	0	0.00%	0	0.00%	0	0.00%	0	0.00%	2	0	0.00%	0	0.00%
7050732													
Poll Place	0		0		0		0		0	0		0	
Vote by Mail	0		0		0		0		0	0		0	
Mail Ballot	1	2.27%	2	4.55%	0	0.00%	0	0.00%	44	0	0.00%	0	0.00%
Total	1	2.27%	2	4.55%	0	0.00%	0	0.00%	44	0	0.00%	0	0.00%
7050734													
Poll Place	0		0		0		0		0	0		0	
Vote by Mail	0		0		0		0		0	0		0	
Mail Ballot	0	0.00%	1	1.15%	0	0.00%	2	2.30%	87	0	0.00%	0	0.00%
Total	0	0.00%	1	1.15%	0	0.00%	2	2.30%	87	0	0.00%	0	0.00%
7050748													
Poll Place	0		0		0		0		0	0		0	
Vote by Mail	0		0		0		0		0	0		0	
Mail Ballot	0	0.00%	0	0.00%	2	4.08%	1	2.04%	49	0	0.00%	0	0.00%
Total	0	0.00%	0	0.00%	2	4.08%	1	2.04%	49	0	0.00%	0	0.00%
7050749													
Poll Place	0		0		0		0		0	0		0	
Vote by Mail	0		0		0		0		0	0		0	
Mail Ballot	0	0.00%	0	0.00%	1	1.30%	6	7.79%	77	0	0.00%	0	0.00%
Total	0	0.00%	0	0.00%	1	1.30%	6	7.79%	77	0	0.00%	0	0.00%
7050758													
Poll Place	0		0		0		0		0	0		0	
Vote by Mail	0		0		0		0		0	0		0	
Mail Ballot	0	0.00%	0	0.00%	0	0.00%	0	0.00%	4	0	0.00%	0	0.00%
Total	0	0.00%	0	0.00%	0	0.00%	0	0.00%	4	0	0.00%	0	0.00%

Precinct	Joseph Kishore Qualified Write In		Brock Pierce Qualified Write In		Jesse Ventura Qualified Write In	
7050730						
Poll Place	0		0		0	
Vote by Mail	0		0		0	
Mail Ballot	0	0.00%	0	0.00%	0	0.00%
Total	0	0.00%	0	0.00%	0	0.00%
7050732						
Poll Place	0		0		0	
Vote by Mail	0		0		0	
Mail Ballot	0	0.00%	0	0.00%	0	0.00%
Total	0	0.00%	0	0.00%	0	0.00%
7050734						
Poll Place	0		0		0	
Vote by Mail	0		0		0	
Mail Ballot	0	0.00%	0	0.00%	0	0.00%
Total	0	0.00%	0	0.00%	0	0.00%
7050748						
Poll Place	0		0		0	
Vote by Mail	0		0		0	
Mail Ballot	0	0.00%	0	0.00%	0	0.00%
Total	0	0.00%	0	0.00%	0	0.00%
7050749						
Poll Place	0		0		0	
Vote by Mail	0		0		0	
Mail Ballot	0	0.00%	0	0.00%	0	0.00%
Total	0	0.00%	0	0.00%	0	0.00%
7050758						
Poll Place	0		0		0	
Vote by Mail	0		0		0	
Mail Ballot	0	0.00%	0	0.00%	0	0.00%
Total	0	0.00%	0	0.00%	0	0.00%

Precinct	Registered Voters
7050759	
Poll Place	20
Vote by Mail	20
Mail Ballot	20
Total	20
7050760	
Poll Place	0
Vote by Mail	0
Mail Ballot	0
Total	0
7050764	
Poll Place	0
Vote by Mail	0
Mail Ballot	0
Total	0
7050769	
Poll Place	0
Vote by Mail	0
Mail Ballot	0
Total	0
7051188	
Poll Place	18
Vote by Mail	18
Mail Ballot	18
Total	18
7051233	
Poll Place	284
Vote by Mail	284
Mail Ballot	284
Total	284

Precinct	JOSEPH R. BIDEN FOR PRESIDENT (DEM)		DONALD J. TRUMP FOR PRESIDENT (REP)	
7050759				
Poll Place	0		0	
Vote by Mail	0		0	
Mail Ballot	6	42.86%	8	57.14%
Total	6	42.86%	8	57.14%
7050760				
Poll Place	0		0	
Vote by Mail	0		0	
Mail Ballot	0		0	
Total	0		0	
7050764				
Poll Place	0		0	
Vote by Mail	0		0	
Mail Ballot	0		0	
Total	0		0	
7050769				
Poll Place	0		0	
Vote by Mail	0		0	
Mail Ballot	0		0	
Total	0		0	
7051188				
Poll Place	0		0	
Vote by Mail	0		0	
Mail Ballot	6	75.00%	2	25.00%
Total	6	75.00%	2	25.00%
7051233				
Poll Place	0		0	
Vote by Mail	0		0	
Mail Ballot	82	48.52%	82	48.52%
Total	82	48.52%	82	48.52%

Precinct	GLORIA LA RIVA FOR PRESIDENT (PF)		ROQUE "ROCKY" DE LA FUENTE GUERRA FOR PRESIDENT (AIP)		HOWIE HAWKINS FOR PRESIDENT (GRN)		JO JORGENSEN FOR PRESIDENT (LIB)		Total Votes	Brian Carroll Qualified Write In		Mark Charles Qualified Write In	
7050759													
Poll Place	0		0		0		0		0	0		0	
Vote by Mail	0		0		0		0		0	0		0	
Mail Ballot	0	0.00%	0	0.00%	0	0.00%	0	0.00%	14	0	0.00%	0	0.00%
Total	0	0.00%	0	0.00%	0	0.00%	0	0.00%	14	0	0.00%	0	0.00%
7050760													
Poll Place	0		0		0		0		0	0		0	
Vote by Mail	0		0		0		0		0	0		0	
Mail Ballot	0		0		0		0		0	0		0	
Total	0		0		0		0		0	0		0	
7050764													
Poll Place	0		0		0		0		0	0		0	
Vote by Mail	0		0		0		0		0	0		0	
Mail Ballot	0		0		0		0		0	0		0	
Total	0		0		0		0		0	0		0	
7050769													
Poll Place	0		0		0		0		0	0		0	
Vote by Mail	0		0		0		0		0	0		0	
Mail Ballot	0		0		0		0		0	0		0	
Total	0		0		0		0		0	0		0	
7051188													
Poll Place	0		0		0		0		0	0		0	
Vote by Mail	0		0		0		0		0	0		0	
Mail Ballot	0	0.00%	0	0.00%	0	0.00%	0	0.00%	8	0	0.00%	0	0.00%
Total	0	0.00%	0	0.00%	0	0.00%	0	0.00%	8	0	0.00%	0	0.00%
7051233													
Poll Place	0		0		0		0		0	0		0	
Vote by Mail	0		0		0		0		0	0		0	
Mail Ballot	1	0.59%	3	1.78%	0	0.00%	1	0.59%	169	0	0.00%	0	0.00%
Total	1	0.59%	3	1.78%	0	0.00%	1	0.59%	169	0	0.00%	0	0.00%

Precinct	Joseph Kishore Qualified Write In		Brock Pierce Qualified Write In		Jesse Ventura Qualified Write In	
7050759						
Poll Place	0		0		0	
Vote by Mail	0		0		0	
Mail Ballot	0	0.00%	0	0.00%	0	0.00%
Total	0	0.00%	0	0.00%	0	0.00%
7050760						
Poll Place	0		0		0	
Vote by Mail	0		0		0	
Mail Ballot	0		0		0	
Total	0		0		0	
7050764						
Poll Place	0		0		0	
Vote by Mail	0		0		0	
Mail Ballot	0		0		0	
Total	0		0		0	
7050769						
Poll Place	0		0		0	
Vote by Mail	0		0		0	
Mail Ballot	0		0		0	
Total	0		0		0	
7051188						
Poll Place	0		0		0	
Vote by Mail	0		0		0	
Mail Ballot	0	0.00%	0	0.00%	0	0.00%
Total	0	0.00%	0	0.00%	0	0.00%
7051233						
Poll Place	0		0		0	
Vote by Mail	0		0		0	
Mail Ballot	0	0.00%	0	0.00%	0	0.00%
Total	0	0.00%	0	0.00%	0	0.00%

Precinct	Registered Voters
7051293	
Poll Place	177
Vote by Mail	177
Mail Ballot	177
Total	177
7051294	
Poll Place	63
Vote by Mail	63
Mail Ballot	63
Total	63
7051295	
Poll Place	15
Vote by Mail	15
Mail Ballot	15
Total	15
7051297	
Poll Place	209
Vote by Mail	209
Mail Ballot	209
Total	209
7051298	
Poll Place	289
Vote by Mail	289
Mail Ballot	289
Total	289
7051490	
Poll Place	7
Vote by Mail	7
Mail Ballot	7
Total	7

Precinct	JOSEPH R. BIDEN FOR PRESIDENT (DEM)		DONALD J. TRUMP FOR PRESIDENT (REP)	
7051293				
Poll Place	0		0	
Vote by Mail	0		0	
Mail Ballot	54	46.96%	59	51.30%
Total	54	46.96%	59	51.30%
7051294				
Poll Place	0		0	
Vote by Mail	0		0	
Mail Ballot	12	92.31%	0	0.00%
Total	12	92.31%	0	0.00%
7051295				
Poll Place	0		0	
Vote by Mail	0		0	
Mail Ballot	4	50.00%	4	50.00%
Total	4	50.00%	4	50.00%
7051297				
Poll Place	0		0	
Vote by Mail	0		0	
Mail Ballot	69	45.10%	76	49.67%
Total	69	45.10%	76	49.67%
7051298				
Poll Place	0		0	
Vote by Mail	0		0	
Mail Ballot	85	54.14%	68	43.31%
Total	85	54.14%	68	43.31%
7051490				
Poll Place	0		0	
Vote by Mail	0		0	
Mail Ballot	0	0.00%	3	100.00%
Total	0	0.00%	3	100.00%

Precinct	GLORIA LA RIVA FOR PRESIDENT (PF)		ROQUE "ROCKY" DE LA FUENTE GUERRA FOR PRESIDENT (AIP)		HOWIE HAWKINS FOR PRESIDENT (GRN)		JO JORGENSEN FOR PRESIDENT (LIB)		Total Votes	Brian Carroll Qualified Write In		Mark Charles Qualified Write In	
7051293													
Poll Place	0		0		0		0		0	0		0	
Vote by Mail	0		0		0		0		0	0		0	
Mail Ballot	0	0.00%	0	0.00%	0	0.00%	2	1.74%	115	0	0.00%	0	0.00%
Total	0	0.00%	0	0.00%	0	0.00%	2	1.74%	115	0	0.00%	0	0.00%
7051294													
Poll Place	0		0		0		0		0	0		0	
Vote by Mail	0		0		0		0		0	0		0	
Mail Ballot	0	0.00%	1	7.69%	0	0.00%	0	0.00%	13	0	0.00%	0	0.00%
Total	0	0.00%	1	7.69%	0	0.00%	0	0.00%	13	0	0.00%	0	0.00%
7051295													
Poll Place	0		0		0		0		0	0		0	
Vote by Mail	0		0		0		0		0	0		0	
Mail Ballot	0	0.00%	0	0.00%	0	0.00%	0	0.00%	8	0	0.00%	0	0.00%
Total	0	0.00%	0	0.00%	0	0.00%	0	0.00%	8	0	0.00%	0	0.00%
7051297													
Poll Place	0		0		0		0		0	0		0	
Vote by Mail	0		0		0		0		0	0		0	
Mail Ballot	4	2.61%	0	0.00%	0	0.00%	4	2.61%	153	0	0.00%	0	0.00%
Total	4	2.61%	0	0.00%	0	0.00%	4	2.61%	153	0	0.00%	0	0.00%
7051298													
Poll Place	0		0		0		0		0	0		0	
Vote by Mail	0		0		0		0		0	0		0	
Mail Ballot	1	0.64%	0	0.00%	0	0.00%	3	1.91%	157	0	0.00%	0	0.00%
Total	1	0.64%	0	0.00%	0	0.00%	3	1.91%	157	0	0.00%	0	0.00%
7051490													
Poll Place	0		0		0		0		0	0		0	
Vote by Mail	0		0		0		0		0	0		0	
Mail Ballot	0	0.00%	0	0.00%	0	0.00%	0	0.00%	3	0	0.00%	0	0.00%
Total	0	0.00%	0	0.00%	0	0.00%	0	0.00%	3	0	0.00%	0	0.00%

Precinct	Joseph Kishore Qualified Write In		Brock Pierce Qualified Write In		Jesse Ventura Qualified Write In	
7051293						
Poll Place	0		0		0	
Vote by Mail	0		0		0	
Mail Ballot	0	0.00%	0	0.00%	0	0.00%
Total	0	0.00%	0	0.00%	0	0.00%
7051294						
Poll Place	0		0		0	
Vote by Mail	0		0		0	
Mail Ballot	0	0.00%	0	0.00%	0	0.00%
Total	0	0.00%	0	0.00%	0	0.00%
7051295						
Poll Place	0		0		0	
Vote by Mail	0		0		0	
Mail Ballot	0	0.00%	0	0.00%	0	0.00%
Total	0	0.00%	0	0.00%	0	0.00%
7051297						
Poll Place	0		0		0	
Vote by Mail	0		0		0	
Mail Ballot	0	0.00%	0	0.00%	0	0.00%
Total	0	0.00%	0	0.00%	0	0.00%
7051298						
Poll Place	0		0		0	
Vote by Mail	0		0		0	
Mail Ballot	0	0.00%	0	0.00%	0	0.00%
Total	0	0.00%	0	0.00%	0	0.00%
7051490						
Poll Place	0		0		0	
Vote by Mail	0		0		0	
Mail Ballot	0	0.00%	0	0.00%	0	0.00%
Total	0	0.00%	0	0.00%	0	0.00%

Precinct	Registered Voters
7051494	
Poll Place	5
Vote by Mail	5
Mail Ballot	5
Total	5
7051679	
Poll Place	71
Vote by Mail	71
Mail Ballot	71
Total	71
7051704	
Poll Place	70
Vote by Mail	70
Mail Ballot	70
Total	70
7051739	
Poll Place	178
Vote by Mail	178
Mail Ballot	178
Total	178
7051751	
Poll Place	332
Vote by Mail	332
Mail Ballot	332
Total	332
7051779	
Poll Place	0
Vote by Mail	0
Mail Ballot	0
Total	0

Precinct	JOSEPH R. BIDEN FOR PRESIDENT (DEM)		DONALD J. TRUMP FOR PRESIDENT (REP)	
7051494				
Poll Place	0		0	
Vote by Mail	0		0	
Mail Ballot	1	33.33%	1	33.33%
Total	1	33.33%	1	33.33%
7051679				
Poll Place	0		0	
Vote by Mail	0		0	
Mail Ballot	18	78.26%	5	21.74%
Total	18	78.26%	5	21.74%
7051704				
Poll Place	0		0	
Vote by Mail	0		0	
Mail Ballot	23	62.16%	14	37.84%
Total	23	62.16%	14	37.84%
7051739				
Poll Place	0		0	
Vote by Mail	0		0	
Mail Ballot	45	39.47%	69	60.53%
Total	45	39.47%	69	60.53%
7051751				
Poll Place	0		0	
Vote by Mail	0		0	
Mail Ballot	101	55.80%	74	40.88%
Total	101	55.80%	74	40.88%
7051779				
Poll Place	0		0	
Vote by Mail	0		0	
Mail Ballot	0		0	
Total	0		0	

Precinct	GLORIA LA RIVA FOR PRESIDENT (PF)		ROQUE "ROCKY" DE LA FUENTE GUERRA FOR PRESIDENT (AIP)		HOWIE HAWKINS FOR PRESIDENT (GRN)		JO JORGENSEN FOR PRESIDENT (LIB)		Total Votes	Brian Carroll Qualified Write In		Mark Charles Qualified Write In	
7051494													
Poll Place	0		0		0		0		0	0		0	
Vote by Mail	0		0		0		0		0	0		0	
Mail Ballot	0	0.00%	0	0.00%	0	0.00%	1	33.33%	3	0	0.00%	0	0.00%
Total	0	0.00%	0	0.00%	0	0.00%	1	33.33%	3	0	0.00%	0	0.00%
7051679													
Poll Place	0		0		0		0		0	0		0	
Vote by Mail	0		0		0		0		0	0		0	
Mail Ballot	0	0.00%	0	0.00%	0	0.00%	0	0.00%	23	0	0.00%	0	0.00%
Total	0	0.00%	0	0.00%	0	0.00%	0	0.00%	23	0	0.00%	0	0.00%
7051704													
Poll Place	0		0		0		0		0	0		0	
Vote by Mail	0		0		0		0		0	0		0	
Mail Ballot	0	0.00%	0	0.00%	0	0.00%	0	0.00%	37	0	0.00%	0	0.00%
Total	0	0.00%	0	0.00%	0	0.00%	0	0.00%	37	0	0.00%	0	0.00%
7051739													
Poll Place	0		0		0		0		0	0		0	
Vote by Mail	0		0		0		0		0	0		0	
Mail Ballot	0	0.00%	0	0.00%	0	0.00%	0	0.00%	114	0	0.00%	0	0.00%
Total	0	0.00%	0	0.00%	0	0.00%	0	0.00%	114	0	0.00%	0	0.00%
7051751													
Poll Place	0		0		0		0		0	0		0	
Vote by Mail	0		0		0		0		0	0		0	
Mail Ballot	1	0.55%	1	0.55%	2	1.10%	2	1.10%	181	0	0.00%	0	0.00%
Total	1	0.55%	1	0.55%	2	1.10%	2	1.10%	181	0	0.00%	0	0.00%
7051779													
Poll Place	0		0		0		0		0	0		0	
Vote by Mail	0		0		0		0		0	0		0	
Mail Ballot	0		0		0		0		0	0		0	
Total	0		0		0		0		0	0		0	

Precinct	Joseph Kishore Qualified Write In		Brock Pierce Qualified Write In		Jesse Ventura Qualified Write In	
7051494						
Poll Place	0		0		0	
Vote by Mail	0		0		0	
Mail Ballot	0	0.00%	0	0.00%	0	0.00%
Total	0	0.00%	0	0.00%	0	0.00%
7051679						
Poll Place	0		0		0	
Vote by Mail	0		0		0	
Mail Ballot	0	0.00%	0	0.00%	0	0.00%
Total	0	0.00%	0	0.00%	0	0.00%
7051704						
Poll Place	0		0		0	
Vote by Mail	0		0		0	
Mail Ballot	0	0.00%	0	0.00%	0	0.00%
Total	0	0.00%	0	0.00%	0	0.00%
7051739						
Poll Place	0		0		0	
Vote by Mail	0		0		0	
Mail Ballot	0	0.00%	0	0.00%	0	0.00%
Total	0	0.00%	0	0.00%	0	0.00%
7051751						
Poll Place	0		0		0	
Vote by Mail	0		0		0	
Mail Ballot	0	0.00%	0	0.00%	0	0.00%
Total	0	0.00%	0	0.00%	0	0.00%
7051779						
Poll Place	0		0		0	
Vote by Mail	0		0		0	
Mail Ballot	0		0		0	
Total	0		0		0	

Precinct	Registered Voters
7051972	
Poll Place	7
Vote by Mail	7
Mail Ballot	7
Total	7
7052140	
Poll Place	203
Vote by Mail	203
Mail Ballot	203
Total	203
7052142	
Poll Place	9
Vote by Mail	9
Mail Ballot	9
Total	9
7052143	
Poll Place	139
Vote by Mail	139
Mail Ballot	139
Total	139
7052272	
Poll Place	14
Vote by Mail	14
Mail Ballot	14
Total	14
7052770	
Poll Place	178
Vote by Mail	178
Mail Ballot	178
Total	178

Precinct	JOSEPH R. BIDEN FOR PRESIDENT (DEM)		DONALD J. TRUMP FOR PRESIDENT (REP)	
7051972				
Poll Place	0		0	
Vote by Mail	0		0	
Mail Ballot	0	0.00%	4	100.00%
Total	0	0.00%	4	100.00%
7052140				
Poll Place	0		0	
Vote by Mail	0		0	
Mail Ballot	58	43.28%	72	53.73%
Total	58	43.28%	72	53.73%
7052142				
Poll Place	0		0	
Vote by Mail	0		0	
Mail Ballot	3	50.00%	3	50.00%
Total	3	50.00%	3	50.00%
7052143				
Poll Place	0		0	
Vote by Mail	0		0	
Mail Ballot	39	45.88%	45	52.94%
Total	39	45.88%	45	52.94%
7052272				
Poll Place	0		0	
Vote by Mail	0		0	
Mail Ballot	3	60.00%	2	40.00%
Total	3	60.00%	2	40.00%
7052770				
Poll Place	0		0	
Vote by Mail	0		0	
Mail Ballot	43	64.18%	20	29.85%
Total	43	64.18%	20	29.85%

Precinct	GLORIA LA RIVA FOR PRESIDENT (PF)		ROQUE "ROCKY" DE LA FUENTE GUERRA FOR PRESIDENT (AIP)		HOWIE HAWKINS FOR PRESIDENT (GRN)		JO JORGENSEN FOR PRESIDENT (LIB)		Total Votes	Brian Carroll Qualified Write In		Mark Charles Qualified Write In	
7051972													
Poll Place	0		0		0		0		0	0		0	
Vote by Mail	0		0		0		0		0	0		0	
Mail Ballot	0	0.00%	0	0.00%	0	0.00%	0	0.00%	4	0	0.00%	0	0.00%
Total	0	0.00%	0	0.00%	0	0.00%	0	0.00%	4	0	0.00%	0	0.00%
7052140													
Poll Place	0		0		0		0		0	0		0	
Vote by Mail	0		0		0		0		0	0		0	
Mail Ballot	0	0.00%	1	0.75%	1	0.75%	2	1.49%	134	0	0.00%	0	0.00%
Total	0	0.00%	1	0.75%	1	0.75%	2	1.49%	134	0	0.00%	0	0.00%
7052142													
Poll Place	0		0		0		0		0	0		0	
Vote by Mail	0		0		0		0		0	0		0	
Mail Ballot	0	0.00%	0	0.00%	0	0.00%	0	0.00%	6	0	0.00%	0	0.00%
Total	0	0.00%	0	0.00%	0	0.00%	0	0.00%	6	0	0.00%	0	0.00%
7052143													
Poll Place	0		0		0		0		0	0		0	
Vote by Mail	0		0		0		0		0	0		0	
Mail Ballot	0	0.00%	0	0.00%	1	1.18%	0	0.00%	85	0	0.00%	0	0.00%
Total	0	0.00%	0	0.00%	1	1.18%	0	0.00%	85	0	0.00%	0	0.00%
7052272													
Poll Place	0		0		0		0		0	0		0	
Vote by Mail	0		0		0		0		0	0		0	
Mail Ballot	0	0.00%	0	0.00%	0	0.00%	0	0.00%	5	0	0.00%	0	0.00%
Total	0	0.00%	0	0.00%	0	0.00%	0	0.00%	5	0	0.00%	0	0.00%
7052770													
Poll Place	0		0		0		0		0	0		0	
Vote by Mail	0		0		0		0		0	0		0	
Mail Ballot	3	4.48%	0	0.00%	0	0.00%	1	1.49%	67	0	0.00%	0	0.00%
Total	3	4.48%	0	0.00%	0	0.00%	1	1.49%	67	0	0.00%	0	0.00%

Precinct	Joseph Kishore Qualified Write In		Brock Pierce Qualified Write In		Jesse Ventura Qualified Write In	
7051972						
Poll Place	0		0		0	
Vote by Mail	0		0		0	
Mail Ballot	0	0.00%	0	0.00%	0	0.00%
Total	0	0.00%	0	0.00%	0	0.00%
7052140						
Poll Place	0		0		0	
Vote by Mail	0		0		0	
Mail Ballot	0	0.00%	0	0.00%	0	0.00%
Total	0	0.00%	0	0.00%	0	0.00%
7052142						
Poll Place	0		0		0	
Vote by Mail	0		0		0	
Mail Ballot	0	0.00%	0	0.00%	0	0.00%
Total	0	0.00%	0	0.00%	0	0.00%
7052143						
Poll Place	0		0		0	
Vote by Mail	0		0		0	
Mail Ballot	0	0.00%	0	0.00%	0	0.00%
Total	0	0.00%	0	0.00%	0	0.00%
7052272						
Poll Place	0		0		0	
Vote by Mail	0		0		0	
Mail Ballot	0	0.00%	0	0.00%	0	0.00%
Total	0	0.00%	0	0.00%	0	0.00%
7052770						
Poll Place	0		0		0	
Vote by Mail	0		0		0	
Mail Ballot	0	0.00%	0	0.00%	0	0.00%
Total	0	0.00%	0	0.00%	0	0.00%

Precinct	Registered Voters
7053012	
Poll Place	114
Vote by Mail	114
Mail Ballot	114
Total	114
7053449	
Poll Place	11
Vote by Mail	11
Mail Ballot	11
Total	11
7053495	
Poll Place	0
Vote by Mail	0
Mail Ballot	0
Total	0
7053752	
Poll Place	10
Vote by Mail	10
Mail Ballot	10
Total	10
7053765	
Poll Place	2
Vote by Mail	2
Mail Ballot	2
Total	2
Kern County - Total	425,526
Cumulative	
Cumulative	
Poll Place	0
Vote by Mail	0
Mail Ballot	0
Total	0

Precinct	JOSEPH R. BIDEN FOR PRESIDENT (DEM)		DONALD J. TRUMP FOR PRESIDENT (REP)	
7053012				
Poll Place	0		0	
Vote by Mail	0		0	
Mail Ballot	36	57.14%	25	39.68%
Total	36	57.14%	25	39.68%
7053449				
Poll Place	0		0	
Vote by Mail	0		0	
Mail Ballot	2	22.22%	7	77.78%
Total	2	22.22%	7	77.78%
7053495				
Poll Place	0		0	
Vote by Mail	0		0	
Mail Ballot	0		0	
Total	0		0	
7053752				
Poll Place	0		0	
Vote by Mail	0		0	
Mail Ballot	2	28.57%	5	71.43%
Total	2	28.57%	5	71.43%
7053765				
Poll Place	0		0	
Vote by Mail	0		0	
Mail Ballot	1	50.00%	1	50.00%
Total	1	50.00%	1	50.00%
Kern County - Total	133,366	43.68%	164,484	53.88%
Cumulative				
Cumulative				
Poll Place	0		0	
Vote by Mail	0		0	
Mail Ballot	0		0	
Total	0		0	

Precinct	GLORIA LA RIVA FOR PRESIDENT (PF)		ROQUE "ROCKY" DE LA FUENTE GUERRA FOR PRESIDENT (AIP)		HOWIE HAWKINS FOR PRESIDENT (GRN)		JO JORGENSEN FOR PRESIDENT (LIB)		Total Votes	Brian Carroll Qualified Write In		Mark Charles Qualified Write In	
7053012													
Poll Place	0		0		0		0		0	0		0	
Vote by Mail	0		0		0		0		0	0		0	
Mail Ballot	0	0.00%	0	0.00%	1	1.59%	1	1.59%	63	0	0.00%	0	0.00%
Total	0	0.00%	0	0.00%	1	1.59%	1	1.59%	63	0	0.00%	0	0.00%
7053449													
Poll Place	0		0		0		0		0	0		0	
Vote by Mail	0		0		0		0		0	0		0	
Mail Ballot	0	0.00%	0	0.00%	0	0.00%	0	0.00%	9	0	0.00%	0	0.00%
Total	0	0.00%	0	0.00%	0	0.00%	0	0.00%	9	0	0.00%	0	0.00%
7053495													
Poll Place	0		0		0		0		0	0		0	
Vote by Mail	0		0		0		0		0	0		0	
Mail Ballot	0		0		0		0		0	0		0	
Total	0		0		0		0		0	0		0	
7053752													
Poll Place	0		0		0		0		0	0		0	
Vote by Mail	0		0		0		0		0	0		0	
Mail Ballot	0	0.00%	0	0.00%	0	0.00%	0	0.00%	7	0	0.00%	0	0.00%
Total	0	0.00%	0	0.00%	0	0.00%	0	0.00%	7	0	0.00%	0	0.00%
7053765													
Poll Place	0		0		0		0		0	0		0	
Vote by Mail	0		0		0		0		0	0		0	
Mail Ballot	0	0.00%	0	0.00%	0	0.00%	0	0.00%	2	0	0.00%	0	0.00%
Total	0	0.00%	0	0.00%	0	0.00%	0	0.00%	2	0	0.00%	0	0.00%
Kern County - Total	1,096	0.36%	1,264	0.41%	1,074	0.35%	3,942	1.29%	305,292	35	0.01%	20	0.01%
Cumulative													
Cumulative													
Poll Place	0		0		0		0		0	0		0	
Vote by Mail	0		0		0		0		0	0		0	
Mail Ballot	0		0		0		0		0	0		0	
Total	0		0		0		0		0	0		0	

Precinct	Joseph Kishore Qualified Write In		Brock Pierce Qualified Write In		Jesse Ventura Qualified Write In	
7053012						
Poll Place	0		0		0	
Vote by Mail	0		0		0	
Mail Ballot	0	0.00%	0	0.00%	0	0.00%
Total	0	0.00%	0	0.00%	0	0.00%
7053449						
Poll Place	0		0		0	
Vote by Mail	0		0		0	
Mail Ballot	0	0.00%	0	0.00%	0	0.00%
Total	0	0.00%	0	0.00%	0	0.00%
7053495						
Poll Place	0		0		0	
Vote by Mail	0		0		0	
Mail Ballot	0		0		0	
Total	0		0		0	
7053752						
Poll Place	0		0		0	
Vote by Mail	0		0		0	
Mail Ballot	0	0.00%	0	0.00%	0	0.00%
Total	0	0.00%	0	0.00%	0	0.00%
7053765						
Poll Place	0		0		0	
Vote by Mail	0		0		0	
Mail Ballot	0	0.00%	0	0.00%	0	0.00%
Total	0	0.00%	0	0.00%	0	0.00%
Kern County - Total	0	0.00%	2	0.00%	9	0.00%
Cumulative						
Cumulative						
Poll Place	0		0		0	
Vote by Mail	0		0		0	
Mail Ballot	0		0		0	
Total	0		0		0	

Precinct	Registered Voters
Cumulative - Total	0
County - Total	425,526

Precinct	JOSEPH R. BIDEN FOR PRESIDENT (DEM)		DONALD J. TRUMP FOR PRESIDENT (REP)	
Cumulative - Total	0		0	
County - Total	133,366	43.68%	164,484	53.88%

Precinct	GLORIA LA RIVA FOR PRESIDENT (PF)		ROQUE "ROCKY" DE LA FUENTE GUERRA FOR PRESIDENT (AIP)		HOWIE HAWKINS FOR PRESIDENT (GRN)		JO JORGENSEN FOR PRESIDENT (LIB)		Total Votes	Brian Carroll Qualified Write In		Mark Charles Qualified Write In	
Cumulative - Total	0		0		0		0		0	0		0	
County - Total	1,096	0.36%	1,264	0.41%	1,074	0.35%	3,942	1.29%	305,292	35	0.01%	20	0.01%

Precinct	Joseph Kishore Qualified Write In		Brock Pierce Qualified Write In		Jesse Ventura Qualified Write In	
Cumulative - Total	0		0		0	
County - Total	0	0.00%	2	0.00%	9	0.00%

U.S. Representative 21st Cd (Vote for 1)

Precinct	Registered Voters
County	
Kern County	
0011530	
Poll Place	929
Vote by Mail	929
Mail Ballot	929
Total	929
0011540	
Poll Place	1,054
Vote by Mail	1,054
Mail Ballot	1,054
Total	1,054
0011546	
Poll Place	1,123
Vote by Mail	1,123
Mail Ballot	1,123
Total	1,123
0011548	
Poll Place	1,615
Vote by Mail	1,615
Mail Ballot	1,615
Total	1,615
0011550	
Poll Place	1,408
Vote by Mail	1,408
Mail Ballot	1,408
Total	1,408

Precinct	TJ COX (DEM)		DAVID G. VALADAO (REP)		Total Votes
County					
Kern County					
0011530					
Poll Place	58	69.88%	25	30.12%	83
Vote by Mail	366	78.71%	99	21.29%	465
Mail Ballot	0		0		0
Total	424	77.37%	124	22.63%	548
0011540					
Poll Place	36	50.70%	35	49.30%	71
Vote by Mail	353	68.41%	163	31.59%	516
Mail Ballot	0		0		0
Total	389	66.27%	198	33.73%	587
0011546					
Poll Place	41	46.59%	47	53.41%	88
Vote by Mail	392	67.94%	185	32.06%	577
Mail Ballot	0		0		0
Total	433	65.11%	232	34.89%	665
0011548					
Poll Place	53	48.18%	57	51.82%	110
Vote by Mail	617	57.88%	449	42.12%	1,066
Mail Ballot	0		0		0
Total	670	56.97%	506	43.03%	1,176
0011550					
Poll Place	37	44.58%	46	55.42%	83
Vote by Mail	560	66.27%	285	33.73%	845
Mail Ballot	0		0		0
Total	597	64.33%	331	35.67%	928

Precinct	Registered Voters
0011552	
Poll Place	1,346
Vote by Mail	1,346
Mail Ballot	1,346
Total	1,346
0011554	
Poll Place	1,660
Vote by Mail	1,660
Mail Ballot	1,660
Total	1,660
0011557	
Poll Place	1,632
Vote by Mail	1,632
Mail Ballot	1,632
Total	1,632
0011570	
Poll Place	1,087
Vote by Mail	1,087
Mail Ballot	1,087
Total	1,087
0011580	
Poll Place	1,070
Vote by Mail	1,070
Mail Ballot	1,070
Total	1,070
0011610	
Poll Place	882
Vote by Mail	882
Mail Ballot	882
Total	882

Precinct	TJ COX (DEM)		DAVID G. VALADAO (REP)		Total Votes
0011552					
Poll Place	58	52.25%	53	47.75%	111
Vote by Mail	436	60.47%	285	39.53%	721
Mail Ballot	0		0		0
Total	494	59.38%	338	40.63%	832
0011554					
Poll Place	92	67.15%	45	32.85%	137
Vote by Mail	555	68.52%	255	31.48%	810
Mail Ballot	0		0		0
Total	647	68.32%	300	31.68%	947
0011557					
Poll Place	64	53.78%	55	46.22%	119
Vote by Mail	581	70.17%	247	29.83%	828
Mail Ballot	0		0		0
Total	645	68.11%	302	31.89%	947
0011570					
Poll Place	78	66.10%	40	33.90%	118
Vote by Mail	386	69.80%	167	30.20%	553
Mail Ballot	0		0		0
Total	464	69.15%	207	30.85%	671
0011580					
Poll Place	52	52.00%	48	48.00%	100
Vote by Mail	380	64.19%	212	35.81%	592
Mail Ballot	0		0		0
Total	432	62.43%	260	37.57%	692
0011610					
Poll Place	62	56.36%	48	43.64%	110
Vote by Mail	301	61.30%	190	38.70%	491
Mail Ballot	0		0		0
Total	363	60.40%	238	39.60%	601

Precinct	Registered Voters
0011626	
Poll Place	1,859
Vote by Mail	1,859
Mail Ballot	1,859
Total	1,859
0012591	
Poll Place	1,253
Vote by Mail	1,253
Mail Ballot	1,253
Total	1,253
0012592	
Poll Place	1,136
Vote by Mail	1,136
Mail Ballot	1,136
Total	1,136
0012593	
Poll Place	1,820
Vote by Mail	1,820
Mail Ballot	1,820
Total	1,820
0013100	
Poll Place	1,461
Vote by Mail	1,461
Mail Ballot	1,461
Total	1,461
0013107	
Poll Place	1,295
Vote by Mail	1,295
Mail Ballot	1,295
Total	1,295

Precinct	TJ COX (DEM)		DAVID G. VALADAO (REP)		Total Votes
0011626					
Poll Place	52	49.06%	54	50.94%	106
Vote by Mail	732	62.09%	447	37.91%	1,179
Mail Ballot	0		0		0
Total	784	61.01%	501	38.99%	1,285
0012591					
Poll Place	107	61.14%	68	38.86%	175
Vote by Mail	418	73.85%	148	26.15%	566
Mail Ballot	0		0		0
Total	525	70.85%	216	29.15%	741
0012592					
Poll Place	51	49.51%	52	50.49%	103
Vote by Mail	371	66.01%	191	33.99%	562
Mail Ballot	0		0		0
Total	422	63.46%	243	36.54%	665
0012593					
Poll Place	115	56.37%	89	43.63%	204
Vote by Mail	637	67.55%	306	32.45%	943
Mail Ballot	0		0		0
Total	752	65.56%	395	34.44%	1,147
0013100					
Poll Place	71	46.10%	83	53.90%	154
Vote by Mail	380	46.23%	442	53.77%	822
Mail Ballot	0		0		0
Total	451	46.21%	525	53.79%	976
0013107					
Poll Place	56	45.16%	68	54.84%	124
Vote by Mail	358	54.57%	298	45.43%	656
Mail Ballot	0		0		0
Total	414	53.08%	366	46.92%	780

Precinct	Registered Voters
0013110	
Poll Place	1,486
Vote by Mail	1,486
Mail Ballot	1,486
Total	1,486
0013120	
Poll Place	1,245
Vote by Mail	1,245
Mail Ballot	1,245
Total	1,245
0013129	
Poll Place	861
Vote by Mail	861
Mail Ballot	861
Total	861
0020232	
Poll Place	735
Vote by Mail	735
Mail Ballot	735
Total	735
0020236	
Poll Place	1,561
Vote by Mail	1,561
Mail Ballot	1,561
Total	1,561
0020245	
Poll Place	1,507
Vote by Mail	1,507
Mail Ballot	1,507
Total	1,507

Precinct	TJ COX (DEM)		DAVID G. VALADAO (REP)		Total Votes
0013110					
Poll Place	76	40.64%	111	59.36%	187
Vote by Mail	363	42.36%	494	57.64%	857
Mail Ballot	0		0		0
Total	439	42.05%	605	57.95%	1,044
0013120					
Poll Place	62	40.26%	92	59.74%	154
Vote by Mail	356	50.64%	347	49.36%	703
Mail Ballot	0		0		0
Total	418	48.77%	439	51.23%	857
0013129					
Poll Place	39	40.21%	58	59.79%	97
Vote by Mail	246	52.23%	225	47.77%	471
Mail Ballot	0		0		0
Total	285	50.18%	283	49.82%	568
0020232					
Poll Place	34	47.89%	37	52.11%	71
Vote by Mail	243	63.78%	138	36.22%	381
Mail Ballot	0		0		0
Total	277	61.28%	175	38.72%	452
0020236					
Poll Place	53	51.96%	49	48.04%	102
Vote by Mail	445	61.21%	282	38.79%	727
Mail Ballot	0		0		0
Total	498	60.07%	331	39.93%	829
0020245					
Poll Place	61	53.98%	52	46.02%	113
Vote by Mail	477	61.63%	297	38.37%	774
Mail Ballot	0		0		0
Total	538	60.65%	349	39.35%	887

Precinct	Registered Voters
0020246	
Poll Place	1,070
Vote by Mail	1,070
Mail Ballot	1,070
Total	1,070
0020248	
Poll Place	631
Vote by Mail	631
Mail Ballot	631
Total	631
0020257	
Poll Place	724
Vote by Mail	724
Mail Ballot	724
Total	724
0020284	
Poll Place	908
Vote by Mail	908
Mail Ballot	908
Total	908
0020288	
Poll Place	924
Vote by Mail	924
Mail Ballot	924
Total	924
0020289	
Poll Place	1,429
Vote by Mail	1,429
Mail Ballot	1,429
Total	1,429

Precinct	TJ COX (DEM)		DAVID G. VALADAO (REP)		Total Votes
0020246					
Poll Place	49	42.24%	67	57.76%	116
Vote by Mail	300	54.55%	250	45.45%	550
Mail Ballot	0		0		0
Total	349	52.40%	317	47.60%	666
0020248					
Poll Place	28	45.16%	34	54.84%	62
Vote by Mail	211	64.92%	114	35.08%	325
Mail Ballot	0		0		0
Total	239	61.76%	148	38.24%	387
0020257					
Poll Place	38	48.10%	41	51.90%	79
Vote by Mail	217	54.94%	178	45.06%	395
Mail Ballot	0		0		0
Total	255	53.80%	219	46.20%	474
0020284					
Poll Place	35	40.23%	52	59.77%	87
Vote by Mail	279	55.03%	228	44.97%	507
Mail Ballot	0		0		0
Total	314	52.86%	280	47.14%	594
0020288					
Poll Place	26	32.91%	53	67.09%	79
Vote by Mail	248	54.99%	203	45.01%	451
Mail Ballot	0		0		0
Total	274	51.70%	256	48.30%	530
0020289					
Poll Place	30	28.04%	77	71.96%	107
Vote by Mail	428	54.80%	353	45.20%	781
Mail Ballot	0		0		0
Total	458	51.58%	430	48.42%	888

Precinct	Registered Voters
0021781	
Poll Place	583
Vote by Mail	583
Mail Ballot	583
Total	583
0031641	
Poll Place	610
Vote by Mail	610
Mail Ballot	610
Total	610
0031642	
Poll Place	797
Vote by Mail	797
Mail Ballot	797
Total	797
0031953	
Poll Place	1,390
Vote by Mail	1,390
Mail Ballot	1,390
Total	1,390
0032531	
Poll Place	1,320
Vote by Mail	1,320
Mail Ballot	1,320
Total	1,320
0032532	
Poll Place	995
Vote by Mail	995
Mail Ballot	995
Total	995

Precinct	TJ COX (DEM)		DAVID G. VALADAO (REP)		Total Votes
0021781					
Poll Place	11	9.82%	101	90.18%	112
Vote by Mail	68	18.09%	308	81.91%	376
Mail Ballot	0		0		0
Total	79	16.19%	409	83.81%	488
0031641					
Poll Place	25	51.02%	24	48.98%	49
Vote by Mail	166	72.17%	64	27.83%	230
Mail Ballot	0		0		0
Total	191	68.46%	88	31.54%	279
0031642					
Poll Place	26	50.98%	25	49.02%	51
Vote by Mail	207	63.69%	118	36.31%	325
Mail Ballot	0		0		0
Total	233	61.97%	143	38.03%	376
0031953					
Poll Place	51	43.97%	65	56.03%	116
Vote by Mail	402	56.22%	313	43.78%	715
Mail Ballot	0		0		0
Total	453	54.51%	378	45.49%	831
0032531					
Poll Place	49	52.69%	44	47.31%	93
Vote by Mail	367	64.05%	206	35.95%	573
Mail Ballot	0		0		0
Total	416	62.46%	250	37.54%	666
0032532					
Poll Place	50	56.18%	39	43.82%	89
Vote by Mail	237	57.66%	174	42.34%	411
Mail Ballot	0		0		0
Total	287	57.40%	213	42.60%	500

Precinct	Registered Voters
0033222	
Poll Place	1,064
Vote by Mail	1,064
Mail Ballot	1,064
Total	1,064
0033492	
Poll Place	956
Vote by Mail	956
Mail Ballot	956
Total	956
0035677	
Poll Place	822
Vote by Mail	822
Mail Ballot	822
Total	822
0041240	
Poll Place	368
Vote by Mail	368
Mail Ballot	368
Total	368
0042261	
Poll Place	372
Vote by Mail	372
Mail Ballot	372
Total	372
0043510	
Poll Place	877
Vote by Mail	877
Mail Ballot	877
Total	877

Precinct	TJ COX (DEM)		DAVID G. VALADAO (REP)		Total Votes
0033222					
Poll Place	51	64.56%	28	35.44%	79
Vote by Mail	295	66.29%	150	33.71%	445
Mail Ballot	0		0		0
Total	346	66.03%	178	33.97%	524
0033492					
Poll Place	79	68.10%	37	31.90%	116
Vote by Mail	292	70.02%	125	29.98%	417
Mail Ballot	0		0		0
Total	371	69.61%	162	30.39%	533
0035677					
Poll Place	38	52.05%	35	47.95%	73
Vote by Mail	267	62.68%	159	37.32%	426
Mail Ballot	0		0		0
Total	305	61.12%	194	38.88%	499
0041240					
Poll Place	29	35.37%	53	64.63%	82
Vote by Mail	76	43.68%	98	56.32%	174
Mail Ballot	0		0		0
Total	105	41.02%	151	58.98%	256
0042261					
Poll Place	36	70.59%	15	29.41%	51
Vote by Mail	164	81.59%	37	18.41%	201
Mail Ballot	0		0		0
Total	200	79.37%	52	20.63%	252
0043510					
Poll Place	55	40.15%	82	59.85%	137
Vote by Mail	248	52.54%	224	47.46%	472
Mail Ballot	0		0		0
Total	303	49.75%	306	50.25%	609

Precinct	Registered Voters
0043520	
Poll Place	808
Vote by Mail	808
Mail Ballot	808
Total	808
0043540	
Poll Place	994
Vote by Mail	994
Mail Ballot	994
Total	994
0043567	
Poll Place	1,459
Vote by Mail	1,459
Mail Ballot	1,459
Total	1,459
0043568	
Poll Place	1,533
Vote by Mail	1,533
Mail Ballot	1,533
Total	1,533
0043570	
Poll Place	810
Vote by Mail	810
Mail Ballot	810
Total	810
0043572	
Poll Place	887
Vote by Mail	887
Mail Ballot	887
Total	887

Precinct	TJ COX (DEM)		DAVID G. VALADAO (REP)		Total Votes
0043520					
Poll Place	26	34.21%	50	65.79%	76
Vote by Mail	229	60.90%	147	39.10%	376
Mail Ballot	0		0		0
Total	255	56.42%	197	43.58%	452
0043540					
Poll Place	30	44.12%	38	55.88%	68
Vote by Mail	271	41.00%	390	59.00%	661
Mail Ballot	0		0		0
Total	301	41.29%	428	58.71%	729
0043567					
Poll Place	66	52.80%	59	47.20%	125
Vote by Mail	472	59.97%	315	40.03%	787
Mail Ballot	0		0		0
Total	538	58.99%	374	41.01%	912
0043568					
Poll Place	63	52.07%	58	47.93%	121
Vote by Mail	500	62.19%	304	37.81%	804
Mail Ballot	0		0		0
Total	563	60.86%	362	39.14%	925
0043570					
Poll Place	29	39.73%	44	60.27%	73
Vote by Mail	212	47.11%	238	52.89%	450
Mail Ballot	0		0		0
Total	241	46.08%	282	53.92%	523
0043572					
Poll Place	35	41.18%	50	58.82%	85
Vote by Mail	226	51.02%	217	48.98%	443
Mail Ballot	0		0		0
Total	261	49.43%	267	50.57%	528

Precinct	Registered Voters
0050020	
Poll Place	1,131
Vote by Mail	1,131
Mail Ballot	1,131
Total	1,131
0050180	
Poll Place	1,094
Vote by Mail	1,094
Mail Ballot	1,094
Total	1,094
0050190	
Poll Place	1,444
Vote by Mail	1,444
Mail Ballot	1,444
Total	1,444
0050200	
Poll Place	1,155
Vote by Mail	1,155
Mail Ballot	1,155
Total	1,155
0050211	
Poll Place	1,674
Vote by Mail	1,674
Mail Ballot	1,674
Total	1,674
0050501	
Poll Place	487
Vote by Mail	487
Mail Ballot	487
Total	487

Precinct	TJ COX (DEM)		DAVID G. VALADAO (REP)		Total Votes
0050020					
Poll Place	67	53.60%	58	46.40%	125
Vote by Mail	268	56.78%	204	43.22%	472
Mail Ballot	0		0		0
Total	335	56.11%	262	43.89%	597
0050180					
Poll Place	51	57.30%	38	42.70%	89
Vote by Mail	394	68.52%	181	31.48%	575
Mail Ballot	0		0		0
Total	445	67.02%	219	32.98%	664
0050190					
Poll Place	72	55.38%	58	44.62%	130
Vote by Mail	495	73.44%	179	26.56%	674
Mail Ballot	0		0		0
Total	567	70.52%	237	29.48%	804
0050200					
Poll Place	60	60.61%	39	39.39%	99
Vote by Mail	387	73.02%	143	26.98%	530
Mail Ballot	0		0		0
Total	447	71.07%	182	28.93%	629
0050211					
Poll Place	91	57.59%	67	42.41%	158
Vote by Mail	648	71.52%	258	28.48%	906
Mail Ballot	0		0		0
Total	739	69.45%	325	30.55%	1,064
0050501					
Poll Place	8	47.06%	9	52.94%	17
Vote by Mail	116	72.50%	44	27.50%	160
Mail Ballot	0		0		0
Total	124	70.06%	53	29.94%	177

Precinct	Registered Voters
0050503	
Poll Place	614
Vote by Mail	614
Mail Ballot	614
Total	614
0050506	
Poll Place	952
Vote by Mail	952
Mail Ballot	952
Total	952
0050507	
Poll Place	1,131
Vote by Mail	1,131
Mail Ballot	1,131
Total	1,131
0050509	
Poll Place	1,560
Vote by Mail	1,560
Mail Ballot	1,560
Total	1,560
0050511	
Poll Place	1,636
Vote by Mail	1,636
Mail Ballot	1,636
Total	1,636
0050514	
Poll Place	1,259
Vote by Mail	1,259
Mail Ballot	1,259
Total	1,259

Precinct	TJ COX (DEM)		DAVID G. VALADAO (REP)		Total Votes
0050503					
Poll Place	13	56.52%	10	43.48%	23
Vote by Mail	174	65.66%	91	34.34%	265
Mail Ballot	0		0		0
Total	187	64.93%	101	35.07%	288
0050506					
Poll Place	17	42.50%	23	57.50%	40
Vote by Mail	194	63.40%	112	36.60%	306
Mail Ballot	0		0		0
Total	211	60.98%	135	39.02%	346
0050507					
Poll Place	12	44.44%	15	55.56%	27
Vote by Mail	272	65.86%	141	34.14%	413
Mail Ballot	0		0		0
Total	284	64.55%	156	35.45%	440
0050509					
Poll Place	83	64.34%	46	35.66%	129
Vote by Mail	441	76.30%	137	23.70%	578
Mail Ballot	0		0		0
Total	524	74.12%	183	25.88%	707
0050511					
Poll Place	40	66.67%	20	33.33%	60
Vote by Mail	427	77.78%	122	22.22%	549
Mail Ballot	0		0		0
Total	467	76.68%	142	23.32%	609
0050514					
Poll Place	44	48.35%	47	51.65%	91
Vote by Mail	377	63.58%	216	36.42%	593
Mail Ballot	0		0		0
Total	421	61.55%	263	38.45%	684

Precinct	Registered Voters
0050518	
Poll Place	384
Vote by Mail	384
Mail Ballot	384
Total	384
0050536	
Poll Place	489
Vote by Mail	489
Mail Ballot	489
Total	489
0050538	
Poll Place	702
Vote by Mail	702
Mail Ballot	702
Total	702
0050541	
Poll Place	1,081
Vote by Mail	1,081
Mail Ballot	1,081
Total	1,081
0050543	
Poll Place	352
Vote by Mail	352
Mail Ballot	352
Total	352
0050545	
Poll Place	1,364
Vote by Mail	1,364
Mail Ballot	1,364
Total	1,364

Precinct	TJ COX (DEM)		DAVID G. VALADAO (REP)		Total Votes
0050518					
Poll Place	14	60.87%	9	39.13%	23
Vote by Mail	134	62.04%	82	37.96%	216
Mail Ballot	0		0		0
Total	148	61.92%	91	38.08%	239
0050536					
Poll Place	21	61.76%	13	38.24%	34
Vote by Mail	188	67.14%	92	32.86%	280
Mail Ballot	0		0		0
Total	209	66.56%	105	33.44%	314
0050538					
Poll Place	43	58.11%	31	41.89%	74
Vote by Mail	256	67.19%	125	32.81%	381
Mail Ballot	0		0		0
Total	299	65.71%	156	34.29%	455
0050541					
Poll Place	27	71.05%	11	28.95%	38
Vote by Mail	354	67.56%	170	32.44%	524
Mail Ballot	0		0		0
Total	381	67.79%	181	32.21%	562
0050543					
Poll Place	12	57.14%	9	42.86%	21
Vote by Mail	108	60.67%	70	39.33%	178
Mail Ballot	0		0		0
Total	120	60.30%	79	39.70%	199
0050545					
Poll Place	53	61.63%	33	38.37%	86
Vote by Mail	503	65.75%	262	34.25%	765
Mail Ballot	0		0		0
Total	556	65.33%	295	34.67%	851

Precinct	Registered Voters
0050548	
Poll Place	1,202
Vote by Mail	1,202
Mail Ballot	1,202
Total	1,202
0050552	
Poll Place	911
Vote by Mail	911
Mail Ballot	911
Total	911
0050560	
Poll Place	900
Vote by Mail	900
Mail Ballot	900
Total	900
0050576	
Poll Place	1,621
Vote by Mail	1,621
Mail Ballot	1,621
Total	1,621
0050590	
Poll Place	521
Vote by Mail	521
Mail Ballot	521
Total	521
0050731	
Poll Place	1,136
Vote by Mail	1,136
Mail Ballot	1,136
Total	1,136

Precinct	TJ COX (DEM)		DAVID G. VALADAO (REP)		Total Votes
0050548					
Poll Place	43	54.43%	36	45.57%	79
Vote by Mail	364	65.12%	195	34.88%	559
Mail Ballot	0		0		0
Total	407	63.79%	231	36.21%	638
0050552					
Poll Place	32	44.44%	40	55.56%	72
Vote by Mail	307	66.59%	154	33.41%	461
Mail Ballot	0		0		0
Total	339	63.60%	194	36.40%	533
0050560					
Poll Place	29	56.86%	22	43.14%	51
Vote by Mail	239	67.90%	113	32.10%	352
Mail Ballot	0		0		0
Total	268	66.50%	135	33.50%	403
0050576					
Poll Place	48	52.17%	44	47.83%	92
Vote by Mail	555	60.46%	363	39.54%	918
Mail Ballot	0		0		0
Total	603	59.70%	407	40.30%	1,010
0050590					
Poll Place	16	48.48%	17	51.52%	33
Vote by Mail	167	79.15%	44	20.85%	211
Mail Ballot	0		0		0
Total	183	75.00%	61	25.00%	244
0050731					
Poll Place	30	50.00%	30	50.00%	60
Vote by Mail	357	65.99%	184	34.01%	541
Mail Ballot	0		0		0
Total	387	64.39%	214	35.61%	601

Precinct	Registered Voters
0050741	
Poll Place	1,124
Vote by Mail	1,124
Mail Ballot	1,124
Total	1,124
0050742	
Poll Place	1,083
Vote by Mail	1,083
Mail Ballot	1,083
Total	1,083
0051180	
Poll Place	982
Vote by Mail	982
Mail Ballot	982
Total	982
0051227	
Poll Place	662
Vote by Mail	662
Mail Ballot	662
Total	662
0051228	
Poll Place	687
Vote by Mail	687
Mail Ballot	687
Total	687
0051310	
Poll Place	476
Vote by Mail	476
Mail Ballot	476
Total	476

Precinct	TJ COX (DEM)		DAVID G. VALADAO (REP)		Total Votes
0050741					
Poll Place	22	36.67%	38	63.33%	60
Vote by Mail	331	56.20%	258	43.80%	589
Mail Ballot	0		0		0
Total	353	54.39%	296	45.61%	649
0050742					
Poll Place	51	55.43%	41	44.57%	92
Vote by Mail	327	64.12%	183	35.88%	510
Mail Ballot	0		0		0
Total	378	62.79%	224	37.21%	602
0051180					
Poll Place	49	72.06%	19	27.94%	68
Vote by Mail	228	62.30%	138	37.70%	366
Mail Ballot	0		0		0
Total	277	63.82%	157	36.18%	434
0051227					
Poll Place	22	27.16%	59	72.84%	81
Vote by Mail	144	34.20%	277	65.80%	421
Mail Ballot	0		0		0
Total	166	33.07%	336	66.93%	502
0051228					
Poll Place	26	36.62%	45	63.38%	71
Vote by Mail	187	49.47%	191	50.53%	378
Mail Ballot	0		0		0
Total	213	47.44%	236	52.56%	449
0051310					
Poll Place	31	70.45%	13	29.55%	44
Vote by Mail	124	67.76%	59	32.24%	183
Mail Ballot	0		0		0
Total	155	68.28%	72	31.72%	227

Precinct	Registered Voters
0051313	
Poll Place	277
Vote by Mail	277
Mail Ballot	277
Total	277
0051690	
Poll Place	748
Vote by Mail	748
Mail Ballot	748
Total	748
0051727	
Poll Place	592
Vote by Mail	592
Mail Ballot	592
Total	592
0051728	
Poll Place	559
Vote by Mail	559
Mail Ballot	559
Total	559
0052033	
Poll Place	475
Vote by Mail	475
Mail Ballot	475
Total	475
0052034	
Poll Place	797
Vote by Mail	797
Mail Ballot	797
Total	797

Precinct	TJ COX (DEM)		DAVID G. VALADAO (REP)		Total Votes
0051313					
Poll Place	9	69.23%	4	30.77%	13
Vote by Mail	59	57.84%	43	42.16%	102
Mail Ballot	0		0		0
Total	68	59.13%	47	40.87%	115
0051690					
Poll Place	27	64.29%	15	35.71%	42
Vote by Mail	181	68.05%	85	31.95%	266
Mail Ballot	0		0		0
Total	208	67.53%	100	32.47%	308
0051727					
Poll Place	25	33.33%	50	66.67%	75
Vote by Mail	156	45.88%	184	54.12%	340
Mail Ballot	0		0		0
Total	181	43.61%	234	56.39%	415
0051728					
Poll Place	23	33.33%	46	66.67%	69
Vote by Mail	148	49.66%	150	50.34%	298
Mail Ballot	0		0		0
Total	171	46.59%	196	53.41%	367
0052033					
Poll Place	15	53.57%	13	46.43%	28
Vote by Mail	102	72.34%	39	27.66%	141
Mail Ballot	0		0		0
Total	117	69.23%	52	30.77%	169
0052034					
Poll Place	37	56.92%	28	43.08%	65
Vote by Mail	247	73.95%	87	26.05%	334
Mail Ballot	0		0		0
Total	284	71.18%	115	28.82%	399

Precinct	Registered Voters
0052070	
Poll Place	978
Vote by Mail	978
Mail Ballot	978
Total	978
0052080	
Poll Place	1,001
Vote by Mail	1,001
Mail Ballot	1,001
Total	1,001
0052110	
Poll Place	895
Vote by Mail	895
Mail Ballot	895
Total	895
0052180	
Poll Place	753
Vote by Mail	753
Mail Ballot	753
Total	753
0052182	
Poll Place	641
Vote by Mail	641
Mail Ballot	641
Total	641
0052183	
Poll Place	929
Vote by Mail	929
Mail Ballot	929
Total	929

Precinct	TJ COX (DEM)		DAVID G. VALADAO (REP)		Total Votes
0052070					
Poll Place	40	50.63%	39	49.37%	79
Vote by Mail	287	72.66%	108	27.34%	395
Mail Ballot	0		0		0
Total	327	68.99%	147	31.01%	474
0052080					
Poll Place	33	58.93%	23	41.07%	56
Vote by Mail	264	68.57%	121	31.43%	385
Mail Ballot	0		0		0
Total	297	67.35%	144	32.65%	441
0052110					
Poll Place	26	44.83%	32	55.17%	58
Vote by Mail	218	67.28%	106	32.72%	324
Mail Ballot	0		0		0
Total	244	63.87%	138	36.13%	382
0052180					
Poll Place	49	66.22%	25	33.78%	74
Vote by Mail	264	73.54%	95	26.46%	359
Mail Ballot	0		0		0
Total	313	72.29%	120	27.71%	433
0052182					
Poll Place	20	62.50%	12	37.50%	32
Vote by Mail	240	74.07%	84	25.93%	324
Mail Ballot	0		0		0
Total	260	73.03%	96	26.97%	356
0052183					
Poll Place	51	63.75%	29	36.25%	80
Vote by Mail	307	73.98%	108	26.02%	415
Mail Ballot	0		0		0
Total	358	72.32%	137	27.68%	495

Precinct	Registered Voters
0052184	
Poll Place	890
Vote by Mail	890
Mail Ballot	890
Total	890
0052185	
Poll Place	410
Vote by Mail	410
Mail Ballot	410
Total	410
0052400	
Poll Place	1,170
Vote by Mail	1,170
Mail Ballot	1,170
Total	1,170
0052490	
Poll Place	1,059
Vote by Mail	1,059
Mail Ballot	1,059
Total	1,059
7010090	
Poll Place	205
Vote by Mail	205
Mail Ballot	205
Total	205
7011153	
Poll Place	371
Vote by Mail	371
Mail Ballot	371
Total	371

Precinct	TJ COX (DEM)		DAVID G. VALADAO (REP)		Total Votes
0052184					
Poll Place	51	77.27%	15	22.73%	66
Vote by Mail	353	81.34%	81	18.66%	434
Mail Ballot	0		0		0
Total	404	80.80%	96	19.20%	500
0052185					
Poll Place	31	55.36%	25	44.64%	56
Vote by Mail	112	66.67%	56	33.33%	168
Mail Ballot	0		0		0
Total	143	63.84%	81	36.16%	224
0052400					
Poll Place	21	51.22%	20	48.78%	41
Vote by Mail	359	75.90%	114	24.10%	473
Mail Ballot	0		0		0
Total	380	73.93%	134	26.07%	514
0052490					
Poll Place	38	51.35%	36	48.65%	74
Vote by Mail	324	67.78%	154	32.22%	478
Mail Ballot	0		0		0
Total	362	65.58%	190	34.42%	552
7010090					
Poll Place	0		0		0
Vote by Mail	0		0		0
Mail Ballot	26	17.81%	120	82.19%	146
Total	26	17.81%	120	82.19%	146
7011153					
Poll Place	0		0		0
Vote by Mail	0		0		0
Mail Ballot	102	43.40%	133	56.60%	235
Total	102	43.40%	133	56.60%	235

Precinct	Registered Voters
7011171	
Poll Place	151
Vote by Mail	151
Mail Ballot	151
Total	151
7011200	
Poll Place	0
Vote by Mail	0
Mail Ballot	0
Total	0
7011202	
Poll Place	244
Vote by Mail	244
Mail Ballot	244
Total	244
7011209	
Poll Place	191
Vote by Mail	191
Mail Ballot	191
Total	191
7011290	
Poll Place	224
Vote by Mail	224
Mail Ballot	224
Total	224
7011541	
Poll Place	1
Vote by Mail	1
Mail Ballot	1
Total	1

Precinct	TJ COX (DEM)		DAVID G. VALADAO (REP)		Total Votes
7011171					
Poll Place	0		0		0
Vote by Mail	0		0		0
Mail Ballot	35	38.04%	57	61.96%	92
Total	35	38.04%	57	61.96%	92
7011200					
Poll Place	0		0		0
Vote by Mail	0		0		0
Mail Ballot	0		0		0
Total	0		0		0
7011202					
Poll Place	0		0		0
Vote by Mail	0		0		0
Mail Ballot	35	19.34%	146	80.66%	181
Total	35	19.34%	146	80.66%	181
7011209					
Poll Place	0		0		0
Vote by Mail	0		0		0
Mail Ballot	55	61.11%	35	38.89%	90
Total	55	61.11%	35	38.89%	90
7011290					
Poll Place	0		0		0
Vote by Mail	0		0		0
Mail Ballot	37	22.16%	130	77.84%	167
Total	37	22.16%	130	77.84%	167
7011541					
Poll Place	0		0		0
Vote by Mail	0		0		0
Mail Ballot	0	0.00%	1	100.00%	1
Total	0	0.00%	1	100.00%	1

Precinct	Registered Voters
7011542	
Poll Place	5
Vote by Mail	5
Mail Ballot	5
Total	5
7011627	
Poll Place	0
Vote by Mail	0
Mail Ballot	0
Total	0
7011632	
Poll Place	92
Vote by Mail	92
Mail Ballot	92
Total	92
7011683	
Poll Place	35
Vote by Mail	35
Mail Ballot	35
Total	35
7011759	
Poll Place	0
Vote by Mail	0
Mail Ballot	0
Total	0
7011760	
Poll Place	0
Vote by Mail	0
Mail Ballot	0
Total	0

Precinct	TJ COX (DEM)		DAVID G. VALADAO (REP)		Total Votes
7011542					
Poll Place	0		0		0
Vote by Mail	0		0		0
Mail Ballot	1	100.00%	0	0.00%	1
Total	1	100.00%	0	0.00%	1
7011627					
Poll Place	0		0		0
Vote by Mail	0		0		0
Mail Ballot	0		0		0
Total	0		0		0
7011632					
Poll Place	0		0		0
Vote by Mail	0		0		0
Mail Ballot	26	41.94%	36	58.06%	62
Total	26	41.94%	36	58.06%	62
7011683					
Poll Place	0		0		0
Vote by Mail	0		0		0
Mail Ballot	5	19.23%	21	80.77%	26
Total	5	19.23%	21	80.77%	26
7011759					
Poll Place	0		0		0
Vote by Mail	0		0		0
Mail Ballot	0		0		0
Total	0		0		0
7011760					
Poll Place	0		0		0
Vote by Mail	0		0		0
Mail Ballot	0		0		0
Total	0		0		0

Precinct	Registered Voters
7011840	
Poll Place	21
Vote by Mail	21
Mail Ballot	21
Total	21
7011983	
Poll Place	35
Vote by Mail	35
Mail Ballot	35
Total	35
7012056	
Poll Place	45
Vote by Mail	45
Mail Ballot	45
Total	45
7012277	
Poll Place	243
Vote by Mail	243
Mail Ballot	243
Total	243
7012413	
Poll Place	274
Vote by Mail	274
Mail Ballot	274
Total	274
7012912	
Poll Place	20
Vote by Mail	20
Mail Ballot	20
Total	20

Precinct	TJ COX (DEM)		DAVID G. VALADAO (REP)		Total Votes
7011840					
Poll Place	0		0		0
Vote by Mail	0		0		0
Mail Ballot	0	0.00%	17	100.00%	17
Total	0	0.00%	17	100.00%	17
7011983					
Poll Place	0		0		0
Vote by Mail	0		0		0
Mail Ballot	2	7.14%	26	92.86%	28
Total	2	7.14%	26	92.86%	28
7012056					
Poll Place	0		0		0
Vote by Mail	0		0		0
Mail Ballot	3	8.82%	31	91.18%	34
Total	3	8.82%	31	91.18%	34
7012277					
Poll Place	0		0		0
Vote by Mail	0		0		0
Mail Ballot	25	12.89%	169	87.11%	194
Total	25	12.89%	169	87.11%	194
7012413					
Poll Place	0		0		0
Vote by Mail	0		0		0
Mail Ballot	117	78.00%	33	22.00%	150
Total	117	78.00%	33	22.00%	150
7012912					
Poll Place	0		0		0
Vote by Mail	0		0		0
Mail Ballot	2	15.38%	11	84.62%	13
Total	2	15.38%	11	84.62%	13

Precinct	Registered Voters
7012992	
Poll Place	39
Vote by Mail	39
Mail Ballot	39
Total	39
7013068	
Poll Place	7
Vote by Mail	7
Mail Ballot	7
Total	7
7013095	
Poll Place	238
Vote by Mail	238
Mail Ballot	238
Total	238
7013102	
Poll Place	27
Vote by Mail	27
Mail Ballot	27
Total	27
7013104	
Poll Place	2
Vote by Mail	2
Mail Ballot	2
Total	2
7013105	
Poll Place	36
Vote by Mail	36
Mail Ballot	36
Total	36

Precinct	TJ COX (DEM)		DAVID G. VALADAO (REP)		Total Votes
7012992					
Poll Place	0		0		0
Vote by Mail	0		0		0
Mail Ballot	7	22.58%	24	77.42%	31
Total	7	22.58%	24	77.42%	31
7013068					
Poll Place	0		0		0
Vote by Mail	0		0		0
Mail Ballot	1	16.67%	5	83.33%	6
Total	1	16.67%	5	83.33%	6
7013095					
Poll Place	0		0		0
Vote by Mail	0		0		0
Mail Ballot	51	43.59%	66	56.41%	117
Total	51	43.59%	66	56.41%	117
7013102					
Poll Place	0		0		0
Vote by Mail	0		0		0
Mail Ballot	5	19.23%	21	80.77%	26
Total	5	19.23%	21	80.77%	26
7013104					
Poll Place	0		0		0
Vote by Mail	0		0		0
Mail Ballot	2	100.00%	0	0.00%	2
Total	2	100.00%	0	0.00%	2
7013105					
Poll Place	0		0		0
Vote by Mail	0		0		0
Mail Ballot	5	23.81%	16	76.19%	21
Total	5	23.81%	16	76.19%	21

Precinct	Registered Voters
7013106	
Poll Place	223
Vote by Mail	223
Mail Ballot	223
Total	223
7013112	
Poll Place	13
Vote by Mail	13
Mail Ballot	13
Total	13
7013114	
Poll Place	1,016
Vote by Mail	1,016
Mail Ballot	1,016
Total	1,016
7013115	
Poll Place	6
Vote by Mail	6
Mail Ballot	6
Total	6
7013134	
Poll Place	0
Vote by Mail	0
Mail Ballot	0
Total	0
7013182	
Poll Place	66
Vote by Mail	66
Mail Ballot	66
Total	66

Precinct	TJ COX (DEM)		DAVID G. VALADAO (REP)		Total Votes
7013106					
Poll Place	0		0		0
Vote by Mail	0		0		0
Mail Ballot	53	30.81%	119	69.19%	172
Total	53	30.81%	119	69.19%	172
7013112					
Poll Place	0		0		0
Vote by Mail	0		0		0
Mail Ballot	4	50.00%	4	50.00%	8
Total	4	50.00%	4	50.00%	8
7013114					
Poll Place	0		0		0
Vote by Mail	0		0		0
Mail Ballot	299	36.20%	527	63.80%	826
Total	299	36.20%	527	63.80%	826
7013115					
Poll Place	0		0		0
Vote by Mail	0		0		0
Mail Ballot	1	25.00%	3	75.00%	4
Total	1	25.00%	3	75.00%	4
7013134					
Poll Place	0		0		0
Vote by Mail	0		0		0
Mail Ballot	0		0		0
Total	0		0		0
7013182					
Poll Place	0		0		0
Vote by Mail	0		0		0
Mail Ballot	5	9.09%	50	90.91%	55
Total	5	9.09%	50	90.91%	55

Precinct	Registered Voters
7013569	
Poll Place	0
Vote by Mail	0
Mail Ballot	0
Total	0
7021231	
Poll Place	16
Vote by Mail	16
Mail Ballot	16
Total	16
7021235	
Poll Place	147
Vote by Mail	147
Mail Ballot	147
Total	147
7021387	
Poll Place	127
Vote by Mail	127
Mail Ballot	127
Total	127
7021477	
Poll Place	97
Vote by Mail	97
Mail Ballot	97
Total	97
7021501	
Poll Place	19
Vote by Mail	19
Mail Ballot	19
Total	19

Precinct	TJ COX (DEM)		DAVID G. VALADAO (REP)		Total Votes
7013569					
Poll Place	0		0		0
Vote by Mail	0		0		0
Mail Ballot	0		0		0
Total	0		0		0
7021231					
Poll Place	0		0		0
Vote by Mail	0		0		0
Mail Ballot	1	6.67%	14	93.33%	15
Total	1	6.67%	14	93.33%	15
7021235					
Poll Place	0		0		0
Vote by Mail	0		0		0
Mail Ballot	25	23.81%	80	76.19%	105
Total	25	23.81%	80	76.19%	105
7021387					
Poll Place	0		0		0
Vote by Mail	0		0		0
Mail Ballot	27	28.13%	69	71.88%	96
Total	27	28.13%	69	71.88%	96
7021477					
Poll Place	0		0		0
Vote by Mail	0		0		0
Mail Ballot	4	5.06%	75	94.94%	79
Total	4	5.06%	75	94.94%	79
7021501					
Poll Place	0		0		0
Vote by Mail	0		0		0
Mail Ballot	9	60.00%	6	40.00%	15
Total	9	60.00%	6	40.00%	15

Precinct	Registered Voters
7021527	
Poll Place	159
Vote by Mail	159
Mail Ballot	159
Total	159
7021717	
Poll Place	8
Vote by Mail	8
Mail Ballot	8
Total	8
7021752	
Poll Place	65
Vote by Mail	65
Mail Ballot	65
Total	65
7022019	
Poll Place	273
Vote by Mail	273
Mail Ballot	273
Total	273
7022022	
Poll Place	9
Vote by Mail	9
Mail Ballot	9
Total	9
7022025	
Poll Place	0
Vote by Mail	0
Mail Ballot	0
Total	0

Precinct	TJ COX (DEM)		DAVID G. VALADAO (REP)		Total Votes
7021527					
Poll Place	0		0		0
Vote by Mail	0		0		0
Mail Ballot	31	30.39%	71	69.61%	102
Total	31	30.39%	71	69.61%	102
7021717					
Poll Place	0		0		0
Vote by Mail	0		0		0
Mail Ballot	3	42.86%	4	57.14%	7
Total	3	42.86%	4	57.14%	7
7021752					
Poll Place	0		0		0
Vote by Mail	0		0		0
Mail Ballot	16	51.61%	15	48.39%	31
Total	16	51.61%	15	48.39%	31
7022019					
Poll Place	0		0		0
Vote by Mail	0		0		0
Mail Ballot	106	65.84%	55	34.16%	161
Total	106	65.84%	55	34.16%	161
7022022					
Poll Place	0		0		0
Vote by Mail	0		0		0
Mail Ballot	0	0.00%	8	100.00%	8
Total	0	0.00%	8	100.00%	8
7022025					
Poll Place	0		0		0
Vote by Mail	0		0		0
Mail Ballot	0		0		0
Total	0		0		0

Precinct	Registered Voters
7022028	
Poll Place	160
Vote by Mail	160
Mail Ballot	160
Total	160
7022029	
Poll Place	193
Vote by Mail	193
Mail Ballot	193
Total	193
7022227	
Poll Place	0
Vote by Mail	0
Mail Ballot	0
Total	0
7022283	
Poll Place	172
Vote by Mail	172
Mail Ballot	172
Total	172
7022421	
Poll Place	43
Vote by Mail	43
Mail Ballot	43
Total	43
7022600	
Poll Place	15
Vote by Mail	15
Mail Ballot	15
Total	15

Precinct	TJ COX (DEM)		DAVID G. VALADAO (REP)		Total Votes
7022028					
Poll Place	0		0		0
Vote by Mail	0		0		0
Mail Ballot	45	46.39%	52	53.61%	97
Total	45	46.39%	52	53.61%	97
7022029					
Poll Place	0		0		0
Vote by Mail	0		0		0
Mail Ballot	48	38.71%	76	61.29%	124
Total	48	38.71%	76	61.29%	124
7022227					
Poll Place	0		0		0
Vote by Mail	0		0		0
Mail Ballot	0		0		0
Total	0		0		0
7022283					
Poll Place	0		0		0
Vote by Mail	0		0		0
Mail Ballot	48	46.15%	56	53.85%	104
Total	48	46.15%	56	53.85%	104
7022421					
Poll Place	0		0		0
Vote by Mail	0		0		0
Mail Ballot	10	45.45%	12	54.55%	22
Total	10	45.45%	12	54.55%	22
7022600					
Poll Place	0		0		0
Vote by Mail	0		0		0
Mail Ballot	3	27.27%	8	72.73%	11
Total	3	27.27%	8	72.73%	11

Precinct	Registered Voters
7022793	
Poll Place	96
Vote by Mail	96
Mail Ballot	96
Total	96
7022803	
Poll Place	42
Vote by Mail	42
Mail Ballot	42
Total	42
7022805	
Poll Place	158
Vote by Mail	158
Mail Ballot	158
Total	158
7023470	
Poll Place	333
Vote by Mail	333
Mail Ballot	333
Total	333
7025276	
Poll Place	0
Vote by Mail	0
Mail Ballot	0
Total	0
7025277	
Poll Place	0
Vote by Mail	0
Mail Ballot	0
Total	0

Precinct	TJ COX (DEM)		DAVID G. VALADAO (REP)		Total Votes
7022793					
Poll Place	0		0		0
Vote by Mail	0		0		0
Mail Ballot	11	14.47%	65	85.53%	76
Total	11	14.47%	65	85.53%	76
7022803					
Poll Place	0		0		0
Vote by Mail	0		0		0
Mail Ballot	9	81.82%	2	18.18%	11
Total	9	81.82%	2	18.18%	11
7022805					
Poll Place	0		0		0
Vote by Mail	0		0		0
Mail Ballot	35	31.25%	77	68.75%	112
Total	35	31.25%	77	68.75%	112
7023470					
Poll Place	0		0		0
Vote by Mail	0		0		0
Mail Ballot	101	64.33%	56	35.67%	157
Total	101	64.33%	56	35.67%	157
7025276					
Poll Place	0		0		0
Vote by Mail	0		0		0
Mail Ballot	0		0		0
Total	0		0		0
7025277					
Poll Place	0		0		0
Vote by Mail	0		0		0
Mail Ballot	0		0		0
Total	0		0		0

Precinct	Registered Voters
7025278	
Poll Place	0
Vote by Mail	0
Mail Ballot	0
Total	0
7031178	
Poll Place	0
Vote by Mail	0
Mail Ballot	0
Total	0
7031211	
Poll Place	46
Vote by Mail	46
Mail Ballot	46
Total	46
7031212	
Poll Place	253
Vote by Mail	253
Mail Ballot	253
Total	253
7032386	
Poll Place	4
Vote by Mail	4
Mail Ballot	4
Total	4
7032387	
Poll Place	149
Vote by Mail	149
Mail Ballot	149
Total	149

Precinct	TJ COX (DEM)		DAVID G. VALADAO (REP)		Total Votes
7025278					
Poll Place	0		0		0
Vote by Mail	0		0		0
Mail Ballot	0		0		0
Total	0		0		0
7031178					
Poll Place	0		0		0
Vote by Mail	0		0		0
Mail Ballot	0		0		0
Total	0		0		0
7031211					
Poll Place	0		0		0
Vote by Mail	0		0		0
Mail Ballot	10	34.48%	19	65.52%	29
Total	10	34.48%	19	65.52%	29
7031212					
Poll Place	0		0		0
Vote by Mail	0		0		0
Mail Ballot	93	68.38%	43	31.62%	136
Total	93	68.38%	43	31.62%	136
7032386					
Poll Place	0		0		0
Vote by Mail	0		0		0
Mail Ballot	1	50.00%	1	50.00%	2
Total	1	50.00%	1	50.00%	2
7032387					
Poll Place	0		0		0
Vote by Mail	0		0		0
Mail Ballot	37	42.05%	51	57.95%	88
Total	37	42.05%	51	57.95%	88

Precinct	Registered Voters
7033223	
Poll Place	198
Vote by Mail	198
Mail Ballot	198
Total	198
7033226	
Poll Place	225
Vote by Mail	225
Mail Ballot	225
Total	225
7033491	
Poll Place	256
Vote by Mail	256
Mail Ballot	256
Total	256
7035676	
Poll Place	2
Vote by Mail	2
Mail Ballot	2
Total	2
7040140	
Poll Place	34
Vote by Mail	34
Mail Ballot	34
Total	34
7040141	
Poll Place	0
Vote by Mail	0
Mail Ballot	0
Total	0

Precinct	TJ COX (DEM)		DAVID G. VALADAO (REP)		Total Votes
7033223					
Poll Place	0		0		0
Vote by Mail	0		0		0
Mail Ballot	54	48.65%	57	51.35%	111
Total	54	48.65%	57	51.35%	111
7033226					
Poll Place	0		0		0
Vote by Mail	0		0		0
Mail Ballot	52	36.36%	91	63.64%	143
Total	52	36.36%	91	63.64%	143
7033491					
Poll Place	0		0		0
Vote by Mail	0		0		0
Mail Ballot	77	71.30%	31	28.70%	108
Total	77	71.30%	31	28.70%	108
7035676					
Poll Place	0		0		0
Vote by Mail	0		0		0
Mail Ballot	2	100.00%	0	0.00%	2
Total	2	100.00%	0	0.00%	2
7040140					
Poll Place	0		0		0
Vote by Mail	0		0		0
Mail Ballot	7	30.43%	16	69.57%	23
Total	7	30.43%	16	69.57%	23
7040141					
Poll Place	0		0		0
Vote by Mail	0		0		0
Mail Ballot	0		0		0
Total	0		0		0

Precinct	Registered Voters
7040142	
Poll Place	51
Vote by Mail	51
Mail Ballot	51
Total	51
7041241	
Poll Place	173
Vote by Mail	173
Mail Ballot	173
Total	173
7041623	
Poll Place	21
Vote by Mail	21
Mail Ballot	21
Total	21
7041778	
Poll Place	0
Vote by Mail	0
Mail Ballot	0
Total	0
7041815	
Poll Place	0
Vote by Mail	0
Mail Ballot	0
Total	0
7041930	
Poll Place	50
Vote by Mail	50
Mail Ballot	50
Total	50

Precinct	TJ COX (DEM)		DAVID G. VALADAO (REP)		Total Votes
7040142					
Poll Place	0		0		0
Vote by Mail	0		0		0
Mail Ballot	8	22.86%	27	77.14%	35
Total	8	22.86%	27	77.14%	35
7041241					
Poll Place	0		0		0
Vote by Mail	0		0		0
Mail Ballot	27	21.43%	99	78.57%	126
Total	27	21.43%	99	78.57%	126
7041623					
Poll Place	0		0		0
Vote by Mail	0		0		0
Mail Ballot	3	20.00%	12	80.00%	15
Total	3	20.00%	12	80.00%	15
7041778					
Poll Place	0		0		0
Vote by Mail	0		0		0
Mail Ballot	0		0		0
Total	0		0		0
7041815					
Poll Place	0		0		0
Vote by Mail	0		0		0
Mail Ballot	0		0		0
Total	0		0		0
7041930					
Poll Place	0		0		0
Vote by Mail	0		0		0
Mail Ballot	9	25.00%	27	75.00%	36
Total	9	25.00%	27	75.00%	36

Precinct	Registered Voters
7042265	
Poll Place	35
Vote by Mail	35
Mail Ballot	35
Total	35
7042783	
Poll Place	0
Vote by Mail	0
Mail Ballot	0
Total	0
7042784	
Poll Place	2
Vote by Mail	2
Mail Ballot	2
Total	2
7042910	
Poll Place	0
Vote by Mail	0
Mail Ballot	0
Total	0
7043063	
Poll Place	0
Vote by Mail	0
Mail Ballot	0
Total	0
7043101	
Poll Place	0
Vote by Mail	0
Mail Ballot	0
Total	0

Precinct	TJ COX (DEM)		DAVID G. VALADAO (REP)		Total Votes
7042265					
Poll Place	0		0		0
Vote by Mail	0		0		0
Mail Ballot	13	54.17%	11	45.83%	24
Total	13	54.17%	11	45.83%	24
7042783					
Poll Place	0		0		0
Vote by Mail	0		0		0
Mail Ballot	0		0		0
Total	0		0		0
7042784					
Poll Place	0		0		0
Vote by Mail	0		0		0
Mail Ballot	2	100.00%	0	0.00%	2
Total	2	100.00%	0	0.00%	2
7042910					
Poll Place	0		0		0
Vote by Mail	0		0		0
Mail Ballot	0		0		0
Total	0		0		0
7043063					
Poll Place	0		0		0
Vote by Mail	0		0		0
Mail Ballot	0		0		0
Total	0		0		0
7043101					
Poll Place	0		0		0
Vote by Mail	0		0		0
Mail Ballot	0		0		0
Total	0		0		0

Precinct	Registered Voters
7043295	
Poll Place	615
Vote by Mail	615
Mail Ballot	615
Total	615
7043458	
Poll Place	0
Vote by Mail	0
Mail Ballot	0
Total	0
7043561	
Poll Place	227
Vote by Mail	227
Mail Ballot	227
Total	227
7043576	
Poll Place	0
Vote by Mail	0
Mail Ballot	0
Total	0
7050025	
Poll Place	64
Vote by Mail	64
Mail Ballot	64
Total	64
7050030	
Poll Place	191
Vote by Mail	191
Mail Ballot	191
Total	191

Precinct	TJ COX (DEM)		DAVID G. VALADAO (REP)		Total Votes
7043295					
Poll Place	0		0		0
Vote by Mail	0		0		0
Mail Ballot	138	36.03%	245	63.97%	383
Total	138	36.03%	245	63.97%	383
7043458					
Poll Place	0		0		0
Vote by Mail	0		0		0
Mail Ballot	0		0		0
Total	0		0		0
7043561					
Poll Place	0		0		0
Vote by Mail	0		0		0
Mail Ballot	48	36.92%	82	63.08%	130
Total	48	36.92%	82	63.08%	130
7043576					
Poll Place	0		0		0
Vote by Mail	0		0		0
Mail Ballot	0		0		0
Total	0		0		0
7050025					
Poll Place	0		0		0
Vote by Mail	0		0		0
Mail Ballot	7	17.50%	33	82.50%	40
Total	7	17.50%	33	82.50%	40
7050030					
Poll Place	0		0		0
Vote by Mail	0		0		0
Mail Ballot	56	57.73%	41	42.27%	97
Total	56	57.73%	41	42.27%	97

Precinct	Registered Voters
7050032	
Poll Place	8
Vote by Mail	8
Mail Ballot	8
Total	8
7050212	
Poll Place	0
Vote by Mail	0
Mail Ballot	0
Total	0
7050220	
Poll Place	182
Vote by Mail	182
Mail Ballot	182
Total	182
7050221	
Poll Place	251
Vote by Mail	251
Mail Ballot	251
Total	251
7050504	
Poll Place	57
Vote by Mail	57
Mail Ballot	57
Total	57
7050526	
Poll Place	0
Vote by Mail	0
Mail Ballot	0
Total	0

Precinct	TJ COX (DEM)		DAVID G. VALADAO (REP)		Total Votes
7050032					
Poll Place	0		0		0
Vote by Mail	0		0		0
Mail Ballot	1	100.00%	0	0.00%	1
Total	1	100.00%	0	0.00%	1
7050212					
Poll Place	0		0		0
Vote by Mail	0		0		0
Mail Ballot	0		0		0
Total	0		0		0
7050220					
Poll Place	0		0		0
Vote by Mail	0		0		0
Mail Ballot	49	63.64%	28	36.36%	77
Total	49	63.64%	28	36.36%	77
7050221					
Poll Place	0		0		0
Vote by Mail	0		0		0
Mail Ballot	66	75.00%	22	25.00%	88
Total	66	75.00%	22	25.00%	88
7050504					
Poll Place	0		0		0
Vote by Mail	0		0		0
Mail Ballot	16	84.21%	3	15.79%	19
Total	16	84.21%	3	15.79%	19
7050526					
Poll Place	0		0		0
Vote by Mail	0		0		0
Mail Ballot	0		0		0
Total	0		0		0

Precinct	Registered Voters
7050529	
Poll Place	2
Vote by Mail	2
Mail Ballot	2
Total	2
7050542	
Poll Place	420
Vote by Mail	420
Mail Ballot	420
Total	420
7050546	
Poll Place	0
Vote by Mail	0
Mail Ballot	0
Total	0
7050551	
Poll Place	403
Vote by Mail	403
Mail Ballot	403
Total	403
7050561	
Poll Place	227
Vote by Mail	227
Mail Ballot	227
Total	227
7050563	
Poll Place	0
Vote by Mail	0
Mail Ballot	0
Total	0

Precinct	TJ COX (DEM)		DAVID G. VALADAO (REP)		Total Votes
7050529					
Poll Place	0		0		0
Vote by Mail	0		0		0
Mail Ballot	0		0		0
Total	0		0		0
7050542					
Poll Place	0		0		0
Vote by Mail	0		0		0
Mail Ballot	148	62.71%	88	37.29%	236
Total	148	62.71%	88	37.29%	236
7050546					
Poll Place	0		0		0
Vote by Mail	0		0		0
Mail Ballot	0		0		0
Total	0		0		0
7050551					
Poll Place	0		0		0
Vote by Mail	0		0		0
Mail Ballot	154	65.25%	82	34.75%	236
Total	154	65.25%	82	34.75%	236
7050561					
Poll Place	0		0		0
Vote by Mail	0		0		0
Mail Ballot	84	65.63%	44	34.38%	128
Total	84	65.63%	44	34.38%	128
7050563					
Poll Place	0		0		0
Vote by Mail	0		0		0
Mail Ballot	0		0		0
Total	0		0		0

Precinct	Registered Voters
7050564	
Poll Place	0
Vote by Mail	0
Mail Ballot	0
Total	0
7050573	
Poll Place	0
Vote by Mail	0
Mail Ballot	0
Total	0
7050579	
Poll Place	139
Vote by Mail	139
Mail Ballot	139
Total	139
7050581	
Poll Place	234
Vote by Mail	234
Mail Ballot	234
Total	234
7050582	
Poll Place	29
Vote by Mail	29
Mail Ballot	29
Total	29
7050702	
Poll Place	236
Vote by Mail	236
Mail Ballot	236
Total	236

Precinct	TJ COX (DEM)		DAVID G. VALADAO (REP)		Total Votes
7050564					
Poll Place	0		0		0
Vote by Mail	0		0		0
Mail Ballot	0		0		0
Total	0		0		0
7050573					
Poll Place	0		0		0
Vote by Mail	0		0		0
Mail Ballot	0		0		0
Total	0		0		0
7050579					
Poll Place	0		0		0
Vote by Mail	0		0		0
Mail Ballot	40	52.63%	36	47.37%	76
Total	40	52.63%	36	47.37%	76
7050581					
Poll Place	0		0		0
Vote by Mail	0		0		0
Mail Ballot	80	73.39%	29	26.61%	109
Total	80	73.39%	29	26.61%	109
7050582					
Poll Place	0		0		0
Vote by Mail	0		0		0
Mail Ballot	9	64.29%	5	35.71%	14
Total	9	64.29%	5	35.71%	14
7050702					
Poll Place	0		0		0
Vote by Mail	0		0		0
Mail Ballot	85	60.71%	55	39.29%	140
Total	85	60.71%	55	39.29%	140

Precinct	Registered Voters
7050707	
Poll Place	249
Vote by Mail	249
Mail Ballot	249
Total	249
7050712	
Poll Place	0
Vote by Mail	0
Mail Ballot	0
Total	0
7050713	
Poll Place	355
Vote by Mail	355
Mail Ballot	355
Total	355
7050726	
Poll Place	298
Vote by Mail	298
Mail Ballot	298
Total	298
7050758	
Poll Place	4
Vote by Mail	4
Mail Ballot	4
Total	4
7050759	
Poll Place	20
Vote by Mail	20
Mail Ballot	20
Total	20

Precinct	TJ COX (DEM)		DAVID G. VALADAO (REP)		Total Votes
7050707					
Poll Place	0		0		0
Vote by Mail	0		0		0
Mail Ballot	82	56.55%	63	43.45%	145
Total	82	56.55%	63	43.45%	145
7050712					
Poll Place	0		0		0
Vote by Mail	0		0		0
Mail Ballot	0		0		0
Total	0		0		0
7050713					
Poll Place	0		0		0
Vote by Mail	0		0		0
Mail Ballot	124	56.62%	95	43.38%	219
Total	124	56.62%	95	43.38%	219
7050726					
Poll Place	0		0		0
Vote by Mail	0		0		0
Mail Ballot	82	39.23%	127	60.77%	209
Total	82	39.23%	127	60.77%	209
7050758					
Poll Place	0		0		0
Vote by Mail	0		0		0
Mail Ballot	1	25.00%	3	75.00%	4
Total	1	25.00%	3	75.00%	4
7050759					
Poll Place	0		0		0
Vote by Mail	0		0		0
Mail Ballot	5	35.71%	9	64.29%	14
Total	5	35.71%	9	64.29%	14

Precinct	Registered Voters
7050764	
Poll Place	0
Vote by Mail	0
Mail Ballot	0
Total	0
7050769	
Poll Place	0
Vote by Mail	0
Mail Ballot	0
Total	0
7051188	
Poll Place	18
Vote by Mail	18
Mail Ballot	18
Total	18
7051233	
Poll Place	284
Vote by Mail	284
Mail Ballot	284
Total	284
7051293	
Poll Place	177
Vote by Mail	177
Mail Ballot	177
Total	177
7051294	
Poll Place	63
Vote by Mail	63
Mail Ballot	63
Total	63

Precinct	TJ COX (DEM)		DAVID G. VALADAO (REP)		Total Votes
7050764					
Poll Place	0		0		0
Vote by Mail	0		0		0
Mail Ballot	0		0		0
Total	0		0		0
7050769					
Poll Place	0		0		0
Vote by Mail	0		0		0
Mail Ballot	0		0		0
Total	0		0		0
7051188					
Poll Place	0		0		0
Vote by Mail	0		0		0
Mail Ballot	6	75.00%	2	25.00%	8
Total	6	75.00%	2	25.00%	8
7051233					
Poll Place	0		0		0
Vote by Mail	0		0		0
Mail Ballot	84	49.70%	85	50.30%	169
Total	84	49.70%	85	50.30%	169
7051293					
Poll Place	0		0		0
Vote by Mail	0		0		0
Mail Ballot	53	47.32%	59	52.68%	112
Total	53	47.32%	59	52.68%	112
7051294					
Poll Place	0		0		0
Vote by Mail	0		0		0
Mail Ballot	12	85.71%	2	14.29%	14
Total	12	85.71%	2	14.29%	14

Precinct	Registered Voters
7051295	
Poll Place	15
Vote by Mail	15
Mail Ballot	15
Total	15
7051297	
Poll Place	209
Vote by Mail	209
Mail Ballot	209
Total	209
7051298	
Poll Place	289
Vote by Mail	289
Mail Ballot	289
Total	289
7051490	
Poll Place	7
Vote by Mail	7
Mail Ballot	7
Total	7
7051494	
Poll Place	5
Vote by Mail	5
Mail Ballot	5
Total	5
7051679	
Poll Place	71
Vote by Mail	71
Mail Ballot	71
Total	71

Precinct	TJ COX (DEM)		DAVID G. VALADAO (REP)		Total Votes
7051295					
Poll Place	0		0		0
Vote by Mail	0		0		0
Mail Ballot	4	50.00%	4	50.00%	8
Total	4	50.00%	4	50.00%	8
7051297					
Poll Place	0		0		0
Vote by Mail	0		0		0
Mail Ballot	53	36.81%	91	63.19%	144
Total	53	36.81%	91	63.19%	144
7051298					
Poll Place	0		0		0
Vote by Mail	0		0		0
Mail Ballot	77	49.04%	80	50.96%	157
Total	77	49.04%	80	50.96%	157
7051490					
Poll Place	0		0		0
Vote by Mail	0		0		0
Mail Ballot	0	0.00%	3	100.00%	3
Total	0	0.00%	3	100.00%	3
7051494					
Poll Place	0		0		0
Vote by Mail	0		0		0
Mail Ballot	1	33.33%	2	66.67%	3
Total	1	33.33%	2	66.67%	3
7051679					
Poll Place	0		0		0
Vote by Mail	0		0		0
Mail Ballot	12	57.14%	9	42.86%	21
Total	12	57.14%	9	42.86%	21

Precinct	Registered Voters
7051704	
Poll Place	70
Vote by Mail	70
Mail Ballot	70
Total	70
7051739	
Poll Place	178
Vote by Mail	178
Mail Ballot	178
Total	178
7051751	
Poll Place	332
Vote by Mail	332
Mail Ballot	332
Total	332
7051972	
Poll Place	7
Vote by Mail	7
Mail Ballot	7
Total	7
7052272	
Poll Place	14
Vote by Mail	14
Mail Ballot	14
Total	14
7052770	
Poll Place	178
Vote by Mail	178
Mail Ballot	178
Total	178

Precinct	TJ COX (DEM)		DAVID G. VALADAO (REP)		Total Votes
7051704					
Poll Place	0		0		0
Vote by Mail	0		0		0
Mail Ballot	20	54.05%	17	45.95%	37
Total	20	54.05%	17	45.95%	37
7051739					
Poll Place	0		0		0
Vote by Mail	0		0		0
Mail Ballot	44	39.29%	68	60.71%	112
Total	44	39.29%	68	60.71%	112
7051751					
Poll Place	0		0		0
Vote by Mail	0		0		0
Mail Ballot	90	50.85%	87	49.15%	177
Total	90	50.85%	87	49.15%	177
7051972					
Poll Place	0		0		0
Vote by Mail	0		0		0
Mail Ballot	0	0.00%	4	100.00%	4
Total	0	0.00%	4	100.00%	4
7052272					
Poll Place	0		0		0
Vote by Mail	0		0		0
Mail Ballot	3	60.00%	2	40.00%	5
Total	3	60.00%	2	40.00%	5
7052770					
Poll Place	0		0		0
Vote by Mail	0		0		0
Mail Ballot	44	64.71%	24	35.29%	68
Total	44	64.71%	24	35.29%	68

Precinct	Registered Voters
7053012	
Poll Place	114
Vote by Mail	114
Mail Ballot	114
Total	114
7053449	
Poll Place	11
Vote by Mail	11
Mail Ballot	11
Total	11
7053495	
Poll Place	0
Vote by Mail	0
Mail Ballot	0
Total	0
7053752	
Poll Place	10
Vote by Mail	10
Mail Ballot	10
Total	10
Kern County - Total	108,068
Cumulative	
Cumulative	
Poll Place	0
Vote by Mail	0
Mail Ballot	0
Total	0
Cumulative - Total	0
County - Total	108,068

Precinct	TJ COX (DEM)		DAVID G. VALADAO (REP)		Total Votes
7053012					
Poll Place	0		0		0
Vote by Mail	0		0		0
Mail Ballot	34	55.74%	27	44.26%	61
Total	34	55.74%	27	44.26%	61
7053449					
Poll Place	0		0		0
Vote by Mail	0		0		0
Mail Ballot	1	11.11%	8	88.89%	9
Total	1	11.11%	8	88.89%	9
7053495					
Poll Place	0		0		0
Vote by Mail	0		0		0
Mail Ballot	0		0		0
Total	0		0		0
7053752					
Poll Place	0		0		0
Vote by Mail	0		0		0
Mail Ballot	1	12.50%	7	87.50%	8
Total	1	12.50%	7	87.50%	8
Kern County - Total	36,653	58.44%	26,061	41.56%	62,714
Cumulative					
Cumulative					
Poll Place	0		0		0
Vote by Mail	0		0		0
Mail Ballot	0		0		0
Total	0		0		0
Cumulative - Total	0		0		0
County - Total	36,653	58.44%	26,061	41.56%	62,714

U.S. Representative 23rd Cd (Vote for 1)

Precinct	Registered Voters
County	
Kern County	
0011155	
Poll Place	1,261
Vote by Mail	1,261
Mail Ballot	1,261
Total	1,261
0011190	
Poll Place	1,610
Vote by Mail	1,610
Mail Ballot	1,610
Total	1,610
0011195	
Poll Place	1,366
Vote by Mail	1,366
Mail Ballot	1,366
Total	1,366
0011725	
Poll Place	1,209
Vote by Mail	1,209
Mail Ballot	1,209
Total	1,209
0011990	
Poll Place	836
Vote by Mail	836
Mail Ballot	836
Total	836

Precinct	KIM MANGONE (DEM)		KEVIN MCCARTHY (REP)		Total Votes
County					
Kern County					
0011155					
Poll Place	41	18.55%	180	81.45%	221
Vote by Mail	200	26.56%	553	73.44%	753
Mail Ballot	0		0		0
Total	241	24.74%	733	75.26%	974
0011190					
Poll Place	34	19.77%	138	80.23%	172
Vote by Mail	356	33.05%	721	66.95%	1,077
Mail Ballot	0		0		0
Total	390	31.22%	859	68.78%	1,249
0011195					
Poll Place	23	9.70%	214	90.30%	237
Vote by Mail	197	19.58%	809	80.42%	1,006
Mail Ballot	0		0		0
Total	220	17.70%	1,023	82.30%	1,243
0011725					
Poll Place	37	22.84%	125	77.16%	162
Vote by Mail	342	40.24%	508	59.76%	850
Mail Ballot	0		0		0
Total	379	37.45%	633	62.55%	1,012
0011990					
Poll Place	15	8.20%	168	91.80%	183
Vote by Mail	171	33.73%	336	66.27%	507
Mail Ballot	0		0		0
Total	186	26.96%	504	73.04%	690

Precinct	Registered Voters
0011991	
Poll Place	876
Vote by Mail	876
Mail Ballot	876
Total	876
0012171	
Poll Place	945
Vote by Mail	945
Mail Ballot	945
Total	945
0012173	
Poll Place	667
Vote by Mail	667
Mail Ballot	667
Total	667
0012505	
Poll Place	1,106
Vote by Mail	1,106
Mail Ballot	1,106
Total	1,106
0012620	
Poll Place	1,480
Vote by Mail	1,480
Mail Ballot	1,480
Total	1,480
0012622	
Poll Place	1,303
Vote by Mail	1,303
Mail Ballot	1,303
Total	1,303

Precinct	KIM MANGONE (DEM)		KEVIN MCCARTHY (REP)		Total Votes
0011991					
Poll Place	27	13.11%	179	86.89%	206
Vote by Mail	115	22.86%	388	77.14%	503
Mail Ballot	0		0		0
Total	142	20.03%	567	79.97%	709
0012171					
Poll Place	19	16.24%	98	83.76%	117
Vote by Mail	158	28.01%	406	71.99%	564
Mail Ballot	0		0		0
Total	177	25.99%	504	74.01%	681
0012173					
Poll Place	19	13.29%	124	86.71%	143
Vote by Mail	130	32.10%	275	67.90%	405
Mail Ballot	0		0		0
Total	149	27.19%	399	72.81%	548
0012505					
Poll Place	29	17.47%	137	82.53%	166
Vote by Mail	204	27.20%	546	72.80%	750
Mail Ballot	0		0		0
Total	233	25.44%	683	74.56%	916
0012620					
Poll Place	20	11.56%	153	88.44%	173
Vote by Mail	285	31.81%	611	68.19%	896
Mail Ballot	0		0		0
Total	305	28.53%	764	71.47%	1,069
0012622					
Poll Place	12	9.38%	116	90.63%	128
Vote by Mail	189	21.77%	679	78.23%	868
Mail Ballot	0		0		0
Total	201	20.18%	795	79.82%	996

Precinct	Registered Voters
0012623	
Poll Place	1,824
Vote by Mail	1,824
Mail Ballot	1,824
Total	1,824
0012650	
Poll Place	1,338
Vote by Mail	1,338
Mail Ballot	1,338
Total	1,338
0012670	
Poll Place	1,586
Vote by Mail	1,586
Mail Ballot	1,586
Total	1,586
0012709	
Poll Place	1,124
Vote by Mail	1,124
Mail Ballot	1,124
Total	1,124
0012921	
Poll Place	1,809
Vote by Mail	1,809
Mail Ballot	1,809
Total	1,809
0012922	
Poll Place	863
Vote by Mail	863
Mail Ballot	863
Total	863

Precinct	KIM MANGONE (DEM)		KEVIN MCCARTHY (REP)		Total Votes
0012623					
Poll Place	33	10.96%	268	89.04%	301
Vote by Mail	284	26.35%	794	73.65%	1,078
Mail Ballot	0		0		0
Total	317	22.99%	1,062	77.01%	1,379
0012650					
Poll Place	10	7.04%	132	92.96%	142
Vote by Mail	192	20.00%	768	80.00%	960
Mail Ballot	0		0		0
Total	202	18.33%	900	81.67%	1,102
0012670					
Poll Place	22	9.52%	209	90.48%	231
Vote by Mail	240	24.14%	754	75.86%	994
Mail Ballot	0		0		0
Total	262	21.39%	963	78.61%	1,225
0012709					
Poll Place	31	19.87%	125	80.13%	156
Vote by Mail	207	29.20%	502	70.80%	709
Mail Ballot	0		0		0
Total	238	27.51%	627	72.49%	865
0012921					
Poll Place	32	18.08%	145	81.92%	177
Vote by Mail	442	36.71%	762	63.29%	1,204
Mail Ballot	0		0		0
Total	474	34.32%	907	65.68%	1,381
0012922					
Poll Place	13	14.13%	79	85.87%	92
Vote by Mail	211	34.82%	395	65.18%	606
Mail Ballot	0		0		0
Total	224	32.09%	474	67.91%	698

Precinct	Registered Voters
0012923	
Poll Place	933
Vote by Mail	933
Mail Ballot	933
Total	933
0012924	
Poll Place	1,620
Vote by Mail	1,620
Mail Ballot	1,620
Total	1,620
0012925	
Poll Place	1,566
Vote by Mail	1,566
Mail Ballot	1,566
Total	1,566
0012927	
Poll Place	1,087
Vote by Mail	1,087
Mail Ballot	1,087
Total	1,087
0012928	
Poll Place	1,816
Vote by Mail	1,816
Mail Ballot	1,816
Total	1,816
0012929	
Poll Place	1,479
Vote by Mail	1,479
Mail Ballot	1,479
Total	1,479

Precinct	KIM MANGONE (DEM)		KEVIN MCCARTHY (REP)		Total Votes
0012923					
Poll Place	15	16.30%	77	83.70%	92
Vote by Mail	197	33.56%	390	66.44%	587
Mail Ballot	0		0		0
Total	212	31.22%	467	68.78%	679
0012924					
Poll Place	28	16.09%	146	83.91%	174
Vote by Mail	405	34.38%	773	65.62%	1,178
Mail Ballot	0		0		0
Total	433	32.03%	919	67.97%	1,352
0012925					
Poll Place	44	24.04%	139	75.96%	183
Vote by Mail	355	37.02%	604	62.98%	959
Mail Ballot	0		0		0
Total	399	34.94%	743	65.06%	1,142
0012927					
Poll Place	24	15.00%	136	85.00%	160
Vote by Mail	212	29.86%	498	70.14%	710
Mail Ballot	0		0		0
Total	236	27.13%	634	72.87%	870
0012928					
Poll Place	38	22.75%	129	77.25%	167
Vote by Mail	422	35.52%	766	64.48%	1,188
Mail Ballot	0		0		0
Total	460	33.95%	895	66.05%	1,355
0012929					
Poll Place	20	12.12%	145	87.88%	165
Vote by Mail	323	31.85%	691	68.15%	1,014
Mail Ballot	0		0		0
Total	343	29.09%	836	70.91%	1,179

Precinct	Registered Voters
0012933	
Poll Place	1,583
Vote by Mail	1,583
Mail Ballot	1,583
Total	1,583
0012934	
Poll Place	889
Vote by Mail	889
Mail Ballot	889
Total	889
0012935	
Poll Place	1,111
Vote by Mail	1,111
Mail Ballot	1,111
Total	1,111
0012941	
Poll Place	1,522
Vote by Mail	1,522
Mail Ballot	1,522
Total	1,522
0012996	
Poll Place	838
Vote by Mail	838
Mail Ballot	838
Total	838
0013070	
Poll Place	937
Vote by Mail	937
Mail Ballot	937
Total	937

Precinct	KIM MANGONE (DEM)		KEVIN MCCARTHY (REP)		Total Votes
0012933					
Poll Place	33	18.54%	145	81.46%	178
Vote by Mail	365	31.12%	808	68.88%	1,173
Mail Ballot	0		0		0
Total	398	29.46%	953	70.54%	1,351
0012934					
Poll Place	24	19.05%	102	80.95%	126
Vote by Mail	151	28.22%	384	71.78%	535
Mail Ballot	0		0		0
Total	175	26.48%	486	73.52%	661
0012935					
Poll Place	19	20.65%	73	79.35%	92
Vote by Mail	278	33.37%	555	66.63%	833
Mail Ballot	0		0		0
Total	297	32.11%	628	67.89%	925
0012941					
Poll Place	24	19.35%	100	80.65%	124
Vote by Mail	338	32.28%	709	67.72%	1,047
Mail Ballot	0		0		0
Total	362	30.91%	809	69.09%	1,171
0012996					
Poll Place	24	22.43%	83	77.57%	107
Vote by Mail	273	44.83%	336	55.17%	609
Mail Ballot	0		0		0
Total	297	41.48%	419	58.52%	716
0013070					
Poll Place	9	13.24%	59	86.76%	68
Vote by Mail	185	25.66%	536	74.34%	721
Mail Ballot	0		0		0
Total	194	24.59%	595	75.41%	789

Precinct	Registered Voters
0013072	
Poll Place	742
Vote by Mail	742
Mail Ballot	742
Total	742
0013076	
Poll Place	478
Vote by Mail	478
Mail Ballot	478
Total	478
0013078	
Poll Place	760
Vote by Mail	760
Mail Ballot	760
Total	760
0013194	
Poll Place	535
Vote by Mail	535
Mail Ballot	535
Total	535
0015106	
Poll Place	1,590
Vote by Mail	1,590
Mail Ballot	1,590
Total	1,590
0015109	
Poll Place	976
Vote by Mail	976
Mail Ballot	976
Total	976

Precinct	KIM MANGONE (DEM)		KEVIN MCCARTHY (REP)		Total Votes
0013072					
Poll Place	2	2.86%	68	97.14%	70
Vote by Mail	140	25.13%	417	74.87%	557
Mail Ballot	0		0		0
Total	142	22.65%	485	77.35%	627
0013076					
Poll Place	13	16.88%	64	83.12%	77
Vote by Mail	84	28.19%	214	71.81%	298
Mail Ballot	0		0		0
Total	97	25.87%	278	74.13%	375
0013078					
Poll Place	21	13.38%	136	86.62%	157
Vote by Mail	105	25.24%	311	74.76%	416
Mail Ballot	0		0		0
Total	126	21.99%	447	78.01%	573
0013194					
Poll Place	5	7.35%	63	92.65%	68
Vote by Mail	128	35.96%	228	64.04%	356
Mail Ballot	0		0		0
Total	133	31.37%	291	68.63%	424
0015106					
Poll Place	31	23.13%	103	76.87%	134
Vote by Mail	474	36.49%	825	63.51%	1,299
Mail Ballot	0		0		0
Total	505	35.24%	928	64.76%	1,433
0015109					
Poll Place	17	19.10%	72	80.90%	89
Vote by Mail	255	34.69%	480	65.31%	735
Mail Ballot	0		0		0
Total	272	33.01%	552	66.99%	824

Precinct	Registered Voters
0015110	
Poll Place	881
Vote by Mail	881
Mail Ballot	881
Total	881
0015113	
Poll Place	1,121
Vote by Mail	1,121
Mail Ballot	1,121
Total	1,121
0015114	
Poll Place	797
Vote by Mail	797
Mail Ballot	797
Total	797
0015123	
Poll Place	1,080
Vote by Mail	1,080
Mail Ballot	1,080
Total	1,080
0015124	
Poll Place	1,123
Vote by Mail	1,123
Mail Ballot	1,123
Total	1,123
0015132	
Poll Place	1,049
Vote by Mail	1,049
Mail Ballot	1,049
Total	1,049

Precinct	KIM MANGONE (DEM)		KEVIN MCCARTHY (REP)		Total Votes
0015110					
Poll Place	6	28.57%	15	71.43%	21
Vote by Mail	216	27.03%	583	72.97%	799
Mail Ballot	0		0		0
Total	222	27.07%	598	72.93%	820
0015113					
Poll Place	24	15.38%	132	84.62%	156
Vote by Mail	218	27.77%	567	72.23%	785
Mail Ballot	0		0		0
Total	242	25.72%	699	74.28%	941
0015114					
Poll Place	12	13.04%	80	86.96%	92
Vote by Mail	199	36.45%	347	63.55%	546
Mail Ballot	0		0		0
Total	211	33.07%	427	66.93%	638
0015123					
Poll Place	17	10.83%	140	89.17%	157
Vote by Mail	206	29.22%	499	70.78%	705
Mail Ballot	0		0		0
Total	223	25.87%	639	74.13%	862
0015124					
Poll Place	14	11.86%	104	88.14%	118
Vote by Mail	214	26.10%	606	73.90%	820
Mail Ballot	0		0		0
Total	228	24.31%	710	75.69%	938
0015132					
Poll Place	15	18.52%	66	81.48%	81
Vote by Mail	249	30.07%	579	69.93%	828
Mail Ballot	0		0		0
Total	264	29.04%	645	70.96%	909

Precinct	Registered Voters
0015133	
Poll Place	927
Vote by Mail	927
Mail Ballot	927
Total	927
0015135	
Poll Place	1,146
Vote by Mail	1,146
Mail Ballot	1,146
Total	1,146
0020121	
Poll Place	730
Vote by Mail	730
Mail Ballot	730
Total	730
0020243	
Poll Place	1,601
Vote by Mail	1,601
Mail Ballot	1,601
Total	1,601
0020249	
Poll Place	893
Vote by Mail	893
Mail Ballot	893
Total	893
0020253	
Poll Place	681
Vote by Mail	681
Mail Ballot	681
Total	681

Precinct	KIM MANGONE (DEM)		KEVIN MCCARTHY (REP)		Total Votes
0015133					
Poll Place	11	7.80%	130	92.20%	141
Vote by Mail	182	28.71%	452	71.29%	634
Mail Ballot	0		0		0
Total	193	24.90%	582	75.10%	775
0015135					
Poll Place	41	33.61%	81	66.39%	122
Vote by Mail	346	44.47%	432	55.53%	778
Mail Ballot	0		0		0
Total	387	43.00%	513	57.00%	900
0020121					
Poll Place	25	16.78%	124	83.22%	149
Vote by Mail	143	40.06%	214	59.94%	357
Mail Ballot	0		0		0
Total	168	33.20%	338	66.80%	506
0020243					
Poll Place	45	36.59%	78	63.41%	123
Vote by Mail	492	50.72%	478	49.28%	970
Mail Ballot	0		0		0
Total	537	49.13%	556	50.87%	1,093
0020249					
Poll Place	20	35.71%	36	64.29%	56
Vote by Mail	277	47.68%	304	52.32%	581
Mail Ballot	0		0		0
Total	297	46.62%	340	53.38%	637
0020253					
Poll Place	30	42.86%	40	57.14%	70
Vote by Mail	179	51.00%	172	49.00%	351
Mail Ballot	0		0		0
Total	209	49.64%	212	50.36%	421

Precinct	Registered Voters
0020254	
Poll Place	1,589
Vote by Mail	1,589
Mail Ballot	1,589
Total	1,589
0020256	
Poll Place	1,566
Vote by Mail	1,566
Mail Ballot	1,566
Total	1,566
0020260	
Poll Place	968
Vote by Mail	968
Mail Ballot	968
Total	968
0020262	
Poll Place	764
Vote by Mail	764
Mail Ballot	764
Total	764
0020263	
Poll Place	889
Vote by Mail	889
Mail Ballot	889
Total	889
0020271	
Poll Place	1,447
Vote by Mail	1,447
Mail Ballot	1,447
Total	1,447

Precinct	KIM MANGONE (DEM)		KEVIN MCCARTHY (REP)		Total Votes
0020254					
Poll Place	60	34.09%	116	65.91%	176
Vote by Mail	415	48.48%	441	51.52%	856
Mail Ballot	0		0		0
Total	475	46.03%	557	53.97%	1,032
0020256					
Poll Place	61	42.07%	84	57.93%	145
Vote by Mail	585	56.91%	443	43.09%	1,028
Mail Ballot	0		0		0
Total	646	55.07%	527	44.93%	1,173
0020260					
Poll Place	42	51.22%	40	48.78%	82
Vote by Mail	333	58.42%	237	41.58%	570
Mail Ballot	0		0		0
Total	375	57.52%	277	42.48%	652
0020262					
Poll Place	38	38.78%	60	61.22%	98
Vote by Mail	233	47.84%	254	52.16%	487
Mail Ballot	0		0		0
Total	271	46.32%	314	53.68%	585
0020263					
Poll Place	28	36.36%	49	63.64%	77
Vote by Mail	328	58.16%	236	41.84%	564
Mail Ballot	0		0		0
Total	356	55.54%	285	44.46%	641
0020271					
Poll Place	60	46.51%	69	53.49%	129
Vote by Mail	492	57.34%	366	42.66%	858
Mail Ballot	0		0		0
Total	552	55.93%	435	44.07%	987

Precinct	Registered Voters
0020272	
Poll Place	1,459
Vote by Mail	1,459
Mail Ballot	1,459
Total	1,459
0020282	
Poll Place	1,210
Vote by Mail	1,210
Mail Ballot	1,210
Total	1,210
0020283	
Poll Place	2,570
Vote by Mail	2,570
Mail Ballot	2,570
Total	2,570
0020286	
Poll Place	1,505
Vote by Mail	1,505
Mail Ballot	1,505
Total	1,505
0020294	
Poll Place	1,168
Vote by Mail	1,168
Mail Ballot	1,168
Total	1,168
0020298	
Poll Place	1,210
Vote by Mail	1,210
Mail Ballot	1,210
Total	1,210

Precinct	KIM MANGONE (DEM)		KEVIN MCCARTHY (REP)		Total Votes
0020272					
Poll Place	41	48.81%	43	51.19%	84
Vote by Mail	550	62.64%	328	37.36%	878
Mail Ballot	0		0		0
Total	591	61.43%	371	38.57%	962
0020282					
Poll Place	55	38.46%	88	61.54%	143
Vote by Mail	395	51.63%	370	48.37%	765
Mail Ballot	0		0		0
Total	450	49.56%	458	50.44%	908
0020283					
Poll Place	69	38.55%	110	61.45%	179
Vote by Mail	903	53.56%	783	46.44%	1,686
Mail Ballot	0		0		0
Total	972	52.12%	893	47.88%	1,865
0020286					
Poll Place	55	45.83%	65	54.17%	120
Vote by Mail	556	56.91%	421	43.09%	977
Mail Ballot	0		0		0
Total	611	55.70%	486	44.30%	1,097
0020294					
Poll Place	28	26.92%	76	73.08%	104
Vote by Mail	378	49.93%	379	50.07%	757
Mail Ballot	0		0		0
Total	406	47.15%	455	52.85%	861
0020298					
Poll Place	29	33.72%	57	66.28%	86
Vote by Mail	440	57.74%	322	42.26%	762
Mail Ballot	0		0		0
Total	469	55.31%	379	44.69%	848

Precinct	Registered Voters
0021143	
Poll Place	1,124
Vote by Mail	1,124
Mail Ballot	1,124
Total	1,124
0021144	
Poll Place	983
Vote by Mail	983
Mail Ballot	983
Total	983
0021145	
Poll Place	1,444
Vote by Mail	1,444
Mail Ballot	1,444
Total	1,444
0021148	
Poll Place	852
Vote by Mail	852
Mail Ballot	852
Total	852
0021275	
Poll Place	1,627
Vote by Mail	1,627
Mail Ballot	1,627
Total	1,627
0021280	
Poll Place	920
Vote by Mail	920
Mail Ballot	920
Total	920

Precinct	KIM MANGONE (DEM)		KEVIN MCCARTHY (REP)		Total Votes
0021143					
Poll Place	25	14.71%	145	85.29%	170
Vote by Mail	263	32.63%	543	67.37%	806
Mail Ballot	0		0		0
Total	288	29.51%	688	70.49%	976
0021144					
Poll Place	9	7.76%	107	92.24%	116
Vote by Mail	229	31.50%	498	68.50%	727
Mail Ballot	0		0		0
Total	238	28.23%	605	71.77%	843
0021145					
Poll Place	18	9.09%	180	90.91%	198
Vote by Mail	372	33.70%	732	66.30%	1,104
Mail Ballot	0		0		0
Total	390	29.95%	912	70.05%	1,302
0021148					
Poll Place	9	6.92%	121	93.08%	130
Vote by Mail	187	30.26%	431	69.74%	618
Mail Ballot	0		0		0
Total	196	26.20%	552	73.80%	748
0021275					
Poll Place	52	31.90%	111	68.10%	163
Vote by Mail	429	46.83%	487	53.17%	916
Mail Ballot	0		0		0
Total	481	44.58%	598	55.42%	1,079
0021280					
Poll Place	41	34.45%	78	65.55%	119
Vote by Mail	263	53.35%	230	46.65%	493
Mail Ballot	0		0		0
Total	304	49.67%	308	50.33%	612

Precinct	Registered Voters
0021281	
Poll Place	1,139
Vote by Mail	1,139
Mail Ballot	1,139
Total	1,139
0021282	
Poll Place	1,118
Vote by Mail	1,118
Mail Ballot	1,118
Total	1,118
0021283	
Poll Place	1,561
Vote by Mail	1,561
Mail Ballot	1,561
Total	1,561
0021511	
Poll Place	382
Vote by Mail	382
Mail Ballot	382
Total	382
0021512	
Poll Place	1,090
Vote by Mail	1,090
Mail Ballot	1,090
Total	1,090
0021513	
Poll Place	262
Vote by Mail	262
Mail Ballot	262
Total	262

Precinct	KIM MANGONE (DEM)		KEVIN MCCARTHY (REP)		Total Votes
0021281					
Poll Place	48	32.43%	100	67.57%	148
Vote by Mail	281	39.19%	436	60.81%	717
Mail Ballot	0		0		0
Total	329	38.03%	536	61.97%	865
0021282					
Poll Place	45	27.27%	120	72.73%	165
Vote by Mail	316	48.99%	329	51.01%	645
Mail Ballot	0		0		0
Total	361	44.57%	449	55.43%	810
0021283					
Poll Place	77	35.65%	139	64.35%	216
Vote by Mail	449	50.62%	438	49.38%	887
Mail Ballot	0		0		0
Total	526	47.69%	577	52.31%	1,103
0021511					
Poll Place	6	14.29%	36	85.71%	42
Vote by Mail	56	19.31%	234	80.69%	290
Mail Ballot	0		0		0
Total	62	18.67%	270	81.33%	332
0021512					
Poll Place	10	7.94%	116	92.06%	126
Vote by Mail	200	23.87%	638	76.13%	838
Mail Ballot	0		0		0
Total	210	21.78%	754	78.22%	964
0021513					
Poll Place	1	4.35%	22	95.65%	23
Vote by Mail	50	24.63%	153	75.37%	203
Mail Ballot	0		0		0
Total	51	22.57%	175	77.43%	226

Precinct	Registered Voters
0021660	
Poll Place	351
Vote by Mail	351
Mail Ballot	351
Total	351
0021710	
Poll Place	540
Vote by Mail	540
Mail Ballot	540
Total	540
0021885	
Poll Place	876
Vote by Mail	876
Mail Ballot	876
Total	876
0021886	
Poll Place	1,008
Vote by Mail	1,008
Mail Ballot	1,008
Total	1,008
0021888	
Poll Place	1,381
Vote by Mail	1,381
Mail Ballot	1,381
Total	1,381
0021889	
Poll Place	1,513
Vote by Mail	1,513
Mail Ballot	1,513
Total	1,513

Precinct	KIM MANGONE (DEM)		KEVIN MCCARTHY (REP)		Total Votes
0021660					
Poll Place	12	13.95%	74	86.05%	86
Vote by Mail	64	33.68%	126	66.32%	190
Mail Ballot	0		0		0
Total	76	27.54%	200	72.46%	276
0021710					
Poll Place	16	17.20%	77	82.80%	93
Vote by Mail	94	30.82%	211	69.18%	305
Mail Ballot	0		0		0
Total	110	27.64%	288	72.36%	398
0021885					
Poll Place	18	13.33%	117	86.67%	135
Vote by Mail	184	31.13%	407	68.87%	591
Mail Ballot	0		0		0
Total	202	27.82%	524	72.18%	726
0021886					
Poll Place	17	21.25%	63	78.75%	80
Vote by Mail	229	34.64%	432	65.36%	661
Mail Ballot	0		0		0
Total	246	33.20%	495	66.80%	741
0021888					
Poll Place	16	10.46%	137	89.54%	153
Vote by Mail	249	23.71%	801	76.29%	1,050
Mail Ballot	0		0		0
Total	265	22.03%	938	77.97%	1,203
0021889					
Poll Place	14	8.75%	146	91.25%	160
Vote by Mail	296	26.98%	801	73.02%	1,097
Mail Ballot	0		0		0
Total	310	24.66%	947	75.34%	1,257

Precinct	Registered Voters
0021894	
Poll Place	1,067
Vote by Mail	1,067
Mail Ballot	1,067
Total	1,067
0022003	
Poll Place	856
Vote by Mail	856
Mail Ballot	856
Total	856
0022004	
Poll Place	867
Vote by Mail	867
Mail Ballot	867
Total	867
0022005	
Poll Place	1,026
Vote by Mail	1,026
Mail Ballot	1,026
Total	1,026
0022006	
Poll Place	1,648
Vote by Mail	1,648
Mail Ballot	1,648
Total	1,648
0022008	
Poll Place	1,461
Vote by Mail	1,461
Mail Ballot	1,461
Total	1,461

Precinct	KIM MANGONE (DEM)		KEVIN MCCARTHY (REP)		Total Votes
0021894					
Poll Place	18	10.91%	147	89.09%	165
Vote by Mail	204	28.53%	511	71.47%	715
Mail Ballot	0		0		0
Total	222	25.23%	658	74.77%	880
0022003					
Poll Place	39	45.88%	46	54.12%	85
Vote by Mail	278	61.10%	177	38.90%	455
Mail Ballot	0		0		0
Total	317	58.70%	223	41.30%	540
0022004					
Poll Place	25	46.30%	29	53.70%	54
Vote by Mail	251	51.33%	238	48.67%	489
Mail Ballot	0		0		0
Total	276	50.83%	267	49.17%	543
0022005					
Poll Place	36	41.86%	50	58.14%	86
Vote by Mail	335	68.23%	156	31.77%	491
Mail Ballot	0		0		0
Total	371	64.30%	206	35.70%	577
0022006					
Poll Place	60	50.85%	58	49.15%	118
Vote by Mail	547	57.82%	399	42.18%	946
Mail Ballot	0		0		0
Total	607	57.05%	457	42.95%	1,064
0022008					
Poll Place	41	40.59%	60	59.41%	101
Vote by Mail	434	51.12%	415	48.88%	849
Mail Ballot	0		0		0
Total	475	50.00%	475	50.00%	950

Precinct	Registered Voters
0022018	
Poll Place	1,880
Vote by Mail	1,880
Mail Ballot	1,880
Total	1,880
0022030	
Poll Place	1,776
Vote by Mail	1,776
Mail Ballot	1,776
Total	1,776
0022033	
Poll Place	1,204
Vote by Mail	1,204
Mail Ballot	1,204
Total	1,204
0022037	
Poll Place	1,726
Vote by Mail	1,726
Mail Ballot	1,726
Total	1,726
0022450	
Poll Place	1,586
Vote by Mail	1,586
Mail Ballot	1,586
Total	1,586
0022480	
Poll Place	1,258
Vote by Mail	1,258
Mail Ballot	1,258
Total	1,258

Precinct	KIM MANGONE (DEM)		KEVIN MCCARTHY (REP)		Total Votes
0022018					
Poll Place	61	31.61%	132	68.39%	193
Vote by Mail	591	47.39%	656	52.61%	1,247
Mail Ballot	0		0		0
Total	652	45.28%	788	54.72%	1,440
0022030					
Poll Place	48	37.80%	79	62.20%	127
Vote by Mail	611	54.55%	509	45.45%	1,120
Mail Ballot	0		0		0
Total	659	52.85%	588	47.15%	1,247
0022033					
Poll Place	34	34.34%	65	65.66%	99
Vote by Mail	368	49.46%	376	50.54%	744
Mail Ballot	0		0		0
Total	402	47.69%	441	52.31%	843
0022037					
Poll Place	61	33.70%	120	66.30%	181
Vote by Mail	589	54.14%	499	45.86%	1,088
Mail Ballot	0		0		0
Total	650	51.22%	619	48.78%	1,269
0022450					
Poll Place	78	35.45%	142	64.55%	220
Vote by Mail	337	44.34%	423	55.66%	760
Mail Ballot	0		0		0
Total	415	42.35%	565	57.65%	980
0022480					
Poll Place	16	9.88%	146	90.12%	162
Vote by Mail	271	33.01%	550	66.99%	821
Mail Ballot	0		0		0
Total	287	29.20%	696	70.80%	983

Precinct	Registered Voters
0023020	
Poll Place	1,053
Vote by Mail	1,053
Mail Ballot	1,053
Total	1,053
0023021	
Poll Place	1,557
Vote by Mail	1,557
Mail Ballot	1,557
Total	1,557
0023023	
Poll Place	1,235
Vote by Mail	1,235
Mail Ballot	1,235
Total	1,235
0023025	
Poll Place	1,159
Vote by Mail	1,159
Mail Ballot	1,159
Total	1,159
0023030	
Poll Place	1,411
Vote by Mail	1,411
Mail Ballot	1,411
Total	1,411
0023031	
Poll Place	918
Vote by Mail	918
Mail Ballot	918
Total	918

Precinct	KIM MANGONE (DEM)		KEVIN MCCARTHY (REP)		Total Votes
0023020					
Poll Place	33	26.19%	93	73.81%	126
Vote by Mail	278	43.85%	356	56.15%	634
Mail Ballot	0		0		0
Total	311	40.92%	449	59.08%	760
0023021					
Poll Place	49	24.87%	148	75.13%	197
Vote by Mail	376	43.93%	480	56.07%	856
Mail Ballot	0		0		0
Total	425	40.36%	628	59.64%	1,053
0023023					
Poll Place	34	28.57%	85	71.43%	119
Vote by Mail	309	37.45%	516	62.55%	825
Mail Ballot	0		0		0
Total	343	36.33%	601	63.67%	944
0023025					
Poll Place	31	17.51%	146	82.49%	177
Vote by Mail	325	43.62%	420	56.38%	745
Mail Ballot	0		0		0
Total	356	38.61%	566	61.39%	922
0023030					
Poll Place	75	38.46%	120	61.54%	195
Vote by Mail	369	53.25%	324	46.75%	693
Mail Ballot	0		0		0
Total	444	50.00%	444	50.00%	888
0023031					
Poll Place	50	28.90%	123	71.10%	173
Vote by Mail	265	44.61%	329	55.39%	594
Mail Ballot	0		0		0
Total	315	41.07%	452	58.93%	767

Precinct	Registered Voters
0023035	
Poll Place	1,205
Vote by Mail	1,205
Mail Ballot	1,205
Total	1,205
0023211	
Poll Place	1,114
Vote by Mail	1,114
Mail Ballot	1,114
Total	1,114
0023212	
Poll Place	833
Vote by Mail	833
Mail Ballot	833
Total	833
0023239	
Poll Place	389
Vote by Mail	389
Mail Ballot	389
Total	389
0023240	
Poll Place	789
Vote by Mail	789
Mail Ballot	789
Total	789
0023241	
Poll Place	685
Vote by Mail	685
Mail Ballot	685
Total	685

Precinct	KIM MANGONE (DEM)		KEVIN MCCARTHY (REP)		Total Votes
0023035					
Poll Place	52	30.41%	119	69.59%	171
Vote by Mail	335	44.08%	425	55.92%	760
Mail Ballot	0		0		0
Total	387	41.57%	544	58.43%	931
0023211					
Poll Place	19	9.69%	177	90.31%	196
Vote by Mail	209	26.69%	574	73.31%	783
Mail Ballot	0		0		0
Total	228	23.29%	751	76.71%	979
0023212					
Poll Place	12	9.60%	113	90.40%	125
Vote by Mail	170	28.19%	433	71.81%	603
Mail Ballot	0		0		0
Total	182	25.00%	546	75.00%	728
0023239					
Poll Place	20	32.79%	41	67.21%	61
Vote by Mail	103	48.82%	108	51.18%	211
Mail Ballot	0		0		0
Total	123	45.22%	149	54.78%	272
0023240					
Poll Place	40	43.96%	51	56.04%	91
Vote by Mail	201	51.28%	191	48.72%	392
Mail Ballot	0		0		0
Total	241	49.90%	242	50.10%	483
0023241					
Poll Place	23	43.40%	30	56.60%	53
Vote by Mail	202	52.06%	186	47.94%	388
Mail Ballot	0		0		0
Total	225	51.02%	216	48.98%	441

Precinct	Registered Voters
0023401	
Poll Place	832
Vote by Mail	832
Mail Ballot	832
Total	832
0023402	
Poll Place	1,164
Vote by Mail	1,164
Mail Ballot	1,164
Total	1,164
0023404	
Poll Place	1,317
Vote by Mail	1,317
Mail Ballot	1,317
Total	1,317
0023406	
Poll Place	1,010
Vote by Mail	1,010
Mail Ballot	1,010
Total	1,010
0023450	
Poll Place	933
Vote by Mail	933
Mail Ballot	933
Total	933
0023451	
Poll Place	380
Vote by Mail	380
Mail Ballot	380
Total	380

Precinct	KIM MANGONE (DEM)		KEVIN MCCARTHY (REP)		Total Votes
0023401					
Poll Place	24	21.62%	87	78.38%	111
Vote by Mail	213	39.81%	322	60.19%	535
Mail Ballot	0		0		0
Total	237	36.69%	409	63.31%	646
0023402					
Poll Place	25	16.23%	129	83.77%	154
Vote by Mail	267	34.14%	515	65.86%	782
Mail Ballot	0		0		0
Total	292	31.20%	644	68.80%	936
0023404					
Poll Place	20	14.49%	118	85.51%	138
Vote by Mail	290	30.40%	664	69.60%	954
Mail Ballot	0		0		0
Total	310	28.39%	782	71.61%	1,092
0023406					
Poll Place	23	24.47%	71	75.53%	94
Vote by Mail	258	41.82%	359	58.18%	617
Mail Ballot	0		0		0
Total	281	39.52%	430	60.48%	711
0023450					
Poll Place	27	16.98%	132	83.02%	159
Vote by Mail	160	27.68%	418	72.32%	578
Mail Ballot	0		0		0
Total	187	25.37%	550	74.63%	737
0023451					
Poll Place	10	20.00%	40	80.00%	50
Vote by Mail	56	24.24%	175	75.76%	231
Mail Ballot	0		0		0
Total	66	23.49%	215	76.51%	281

Precinct	Registered Voters
0023452	
Poll Place	854
Vote by Mail	854
Mail Ballot	854
Total	854
0025270	
Poll Place	996
Vote by Mail	996
Mail Ballot	996
Total	996
0025271	
Poll Place	933
Vote by Mail	933
Mail Ballot	933
Total	933
0025272	
Poll Place	1,098
Vote by Mail	1,098
Mail Ballot	1,098
Total	1,098
0025289	
Poll Place	1,010
Vote by Mail	1,010
Mail Ballot	1,010
Total	1,010
0030040	
Poll Place	1,257
Vote by Mail	1,257
Mail Ballot	1,257
Total	1,257

Precinct	KIM MANGONE (DEM)		KEVIN MCCARTHY (REP)		Total Votes
0023452					
Poll Place	28	23.33%	92	76.67%	120
Vote by Mail	175	34.38%	334	65.62%	509
Mail Ballot	0		0		0
Total	203	32.27%	426	67.73%	629
0025270					
Poll Place	28	22.40%	97	77.60%	125
Vote by Mail	322	53.31%	282	46.69%	604
Mail Ballot	0		0		0
Total	350	48.01%	379	51.99%	729
0025271					
Poll Place	25	44.64%	31	55.36%	56
Vote by Mail	286	48.72%	301	51.28%	587
Mail Ballot	0		0		0
Total	311	48.37%	332	51.63%	643
0025272					
Poll Place	38	45.24%	46	54.76%	84
Vote by Mail	387	56.25%	301	43.75%	688
Mail Ballot	0		0		0
Total	425	55.05%	347	44.95%	772
0025289					
Poll Place	41	37.96%	67	62.04%	108
Vote by Mail	283	52.80%	253	47.20%	536
Mail Ballot	0		0		0
Total	324	50.31%	320	49.69%	644
0030040					
Poll Place	20	12.20%	144	87.80%	164
Vote by Mail	229	33.09%	463	66.91%	692
Mail Ballot	0		0		0
Total	249	29.09%	607	70.91%	856

Precinct	Registered Voters
0030060	
Poll Place	963
Vote by Mail	963
Mail Ballot	963
Total	963
0030150	
Poll Place	1,559
Vote by Mail	1,559
Mail Ballot	1,559
Total	1,559
0030170	
Poll Place	1,212
Vote by Mail	1,212
Mail Ballot	1,212
Total	1,212
0030302	
Poll Place	1,062
Vote by Mail	1,062
Mail Ballot	1,062
Total	1,062
0030304	
Poll Place	1,440
Vote by Mail	1,440
Mail Ballot	1,440
Total	1,440
0030308	
Poll Place	1,441
Vote by Mail	1,441
Mail Ballot	1,441
Total	1,441

Precinct	KIM MANGONE (DEM)		KEVIN MCCARTHY (REP)		Total Votes
0030060					
Poll Place	28	19.44%	116	80.56%	144
Vote by Mail	170	31.14%	376	68.86%	546
Mail Ballot	0		0		0
Total	198	28.70%	492	71.30%	690
0030150					
Poll Place	38	25.00%	114	75.00%	152
Vote by Mail	257	38.94%	403	61.06%	660
Mail Ballot	0		0		0
Total	295	36.33%	517	63.67%	812
0030170					
Poll Place	35	27.34%	93	72.66%	128
Vote by Mail	201	36.48%	350	63.52%	551
Mail Ballot	0		0		0
Total	236	34.76%	443	65.24%	679
0030302					
Poll Place	32	24.81%	97	75.19%	129
Vote by Mail	332	55.89%	262	44.11%	594
Mail Ballot	0		0		0
Total	364	50.35%	359	49.65%	723
0030304					
Poll Place	25	29.07%	61	70.93%	86
Vote by Mail	481	52.92%	428	47.08%	909
Mail Ballot	0		0		0
Total	506	50.85%	489	49.15%	995
0030308					
Poll Place	32	33.68%	63	66.32%	95
Vote by Mail	500	58.41%	356	41.59%	856
Mail Ballot	0		0		0
Total	532	55.94%	419	44.06%	951

Precinct	Registered Voters
0030312	
Poll Place	1,132
Vote by Mail	1,132
Mail Ballot	1,132
Total	1,132
0030314	
Poll Place	1,121
Vote by Mail	1,121
Mail Ballot	1,121
Total	1,121
0030316	
Poll Place	964
Vote by Mail	964
Mail Ballot	964
Total	964
0030317	
Poll Place	514
Vote by Mail	514
Mail Ballot	514
Total	514
0030318	
Poll Place	1,425
Vote by Mail	1,425
Mail Ballot	1,425
Total	1,425
0030321	
Poll Place	774
Vote by Mail	774
Mail Ballot	774
Total	774

Precinct	KIM MANGONE (DEM)		KEVIN MCCARTHY (REP)		Total Votes
0030312					
Poll Place	38	24.20%	119	75.80%	157
Vote by Mail	362	50.70%	352	49.30%	714
Mail Ballot	0		0		0
Total	400	45.92%	471	54.08%	871
0030314					
Poll Place	25	31.25%	55	68.75%	80
Vote by Mail	323	49.69%	327	50.31%	650
Mail Ballot	0		0		0
Total	348	47.67%	382	52.33%	730
0030316					
Poll Place	40	36.04%	71	63.96%	111
Vote by Mail	233	40.24%	346	59.76%	579
Mail Ballot	0		0		0
Total	273	39.57%	417	60.43%	690
0030317					
Poll Place	12	31.58%	26	68.42%	38
Vote by Mail	169	53.65%	146	46.35%	315
Mail Ballot	0		0		0
Total	181	51.27%	172	48.73%	353
0030318					
Poll Place	52	37.96%	85	62.04%	137
Vote by Mail	434	50.70%	422	49.30%	856
Mail Ballot	0		0		0
Total	486	48.94%	507	51.06%	993
0030321					
Poll Place	15	25.86%	43	74.14%	58
Vote by Mail	274	47.82%	299	52.18%	573
Mail Ballot	0		0		0
Total	289	45.80%	342	54.20%	631

Precinct	Registered Voters
0030322	
Poll Place	1,248
Vote by Mail	1,248
Mail Ballot	1,248
Total	1,248
0030325	
Poll Place	839
Vote by Mail	839
Mail Ballot	839
Total	839
0030332	
Poll Place	482
Vote by Mail	482
Mail Ballot	482
Total	482
0030337	
Poll Place	1,216
Vote by Mail	1,216
Mail Ballot	1,216
Total	1,216
0030338	
Poll Place	1,006
Vote by Mail	1,006
Mail Ballot	1,006
Total	1,006
0030339	
Poll Place	1,556
Vote by Mail	1,556
Mail Ballot	1,556
Total	1,556

Precinct	KIM MANGONE (DEM)		KEVIN MCCARTHY (REP)		Total Votes
0030322					
Poll Place	46	32.62%	95	67.38%	141
Vote by Mail	369	44.57%	459	55.43%	828
Mail Ballot	0		0		0
Total	415	42.83%	554	57.17%	969
0030325					
Poll Place	20	33.33%	40	66.67%	60
Vote by Mail	223	42.23%	305	57.77%	528
Mail Ballot	0		0		0
Total	243	41.33%	345	58.67%	588
0030332					
Poll Place	16	47.06%	18	52.94%	34
Vote by Mail	116	61.05%	74	38.95%	190
Mail Ballot	0		0		0
Total	132	58.93%	92	41.07%	224
0030337					
Poll Place	23	21.10%	86	78.90%	109
Vote by Mail	394	47.64%	433	52.36%	827
Mail Ballot	0		0		0
Total	417	44.55%	519	55.45%	936
0030338					
Poll Place	26	19.40%	108	80.60%	134
Vote by Mail	264	40.06%	395	59.94%	659
Mail Ballot	0		0		0
Total	290	36.57%	503	63.43%	793
0030339					
Poll Place	64	32.16%	135	67.84%	199
Vote by Mail	480	49.48%	490	50.52%	970
Mail Ballot	0		0		0
Total	544	46.54%	625	53.46%	1,169

Precinct	Registered Voters
0030348	
Poll Place	931
Vote by Mail	931
Mail Ballot	931
Total	931
0030351	
Poll Place	1,528
Vote by Mail	1,528
Mail Ballot	1,528
Total	1,528
0030352	
Poll Place	1,029
Vote by Mail	1,029
Mail Ballot	1,029
Total	1,029
0030354	
Poll Place	696
Vote by Mail	696
Mail Ballot	696
Total	696
0030364	
Poll Place	929
Vote by Mail	929
Mail Ballot	929
Total	929
0030367	
Poll Place	1,526
Vote by Mail	1,526
Mail Ballot	1,526
Total	1,526

Precinct	KIM MANGONE (DEM)		KEVIN MCCARTHY (REP)		Total Votes
0030348					
Poll Place	31	32.98%	63	67.02%	94
Vote by Mail	297	48.53%	315	51.47%	612
Mail Ballot	0		0		0
Total	328	46.46%	378	53.54%	706
0030351					
Poll Place	59	41.26%	84	58.74%	143
Vote by Mail	493	55.90%	389	44.10%	882
Mail Ballot	0		0		0
Total	552	53.85%	473	46.15%	1,025
0030352					
Poll Place	46	35.38%	84	64.62%	130
Vote by Mail	286	39.12%	445	60.88%	731
Mail Ballot	0		0		0
Total	332	38.56%	529	61.44%	861
0030354					
Poll Place	32	26.45%	89	73.55%	121
Vote by Mail	162	36.08%	287	63.92%	449
Mail Ballot	0		0		0
Total	194	34.04%	376	65.96%	570
0030364					
Poll Place	27	19.42%	112	80.58%	139
Vote by Mail	251	44.19%	317	55.81%	568
Mail Ballot	0		0		0
Total	278	39.32%	429	60.68%	707
0030367					
Poll Place	45	36.89%	77	63.11%	122
Vote by Mail	445	44.32%	559	55.68%	1,004
Mail Ballot	0		0		0
Total	490	43.52%	636	56.48%	1,126

Precinct	Registered Voters
0030370	
Poll Place	452
Vote by Mail	452
Mail Ballot	452
Total	452
0030374	
Poll Place	999
Vote by Mail	999
Mail Ballot	999
Total	999
0030385	
Poll Place	714
Vote by Mail	714
Mail Ballot	714
Total	714
0030386	
Poll Place	1,185
Vote by Mail	1,185
Mail Ballot	1,185
Total	1,185
0030387	
Poll Place	1,140
Vote by Mail	1,140
Mail Ballot	1,140
Total	1,140
0030389	
Poll Place	732
Vote by Mail	732
Mail Ballot	732
Total	732

Precinct	KIM MANGONE (DEM)		KEVIN MCCARTHY (REP)		Total Votes
0030370					
Poll Place	15	35.71%	27	64.29%	42
Vote by Mail	134	48.91%	140	51.09%	274
Mail Ballot	0		0		0
Total	149	47.15%	167	52.85%	316
0030374					
Poll Place	37	32.17%	78	67.83%	115
Vote by Mail	339	53.22%	298	46.78%	637
Mail Ballot	0		0		0
Total	376	50.00%	376	50.00%	752
0030385					
Poll Place	10	14.49%	59	85.51%	69
Vote by Mail	184	34.20%	354	65.80%	538
Mail Ballot	0		0		0
Total	194	31.96%	413	68.04%	607
0030386					
Poll Place	22	17.60%	103	82.40%	125
Vote by Mail	284	34.72%	534	65.28%	818
Mail Ballot	0		0		0
Total	306	32.45%	637	67.55%	943
0030387					
Poll Place	23	14.29%	138	85.71%	161
Vote by Mail	243	29.24%	588	70.76%	831
Mail Ballot	0		0		0
Total	266	26.81%	726	73.19%	992
0030389					
Poll Place	23	33.33%	46	66.67%	69
Vote by Mail	229	44.47%	286	55.53%	515
Mail Ballot	0		0		0
Total	252	43.15%	332	56.85%	584

Precinct	Registered Voters
0030390	
Poll Place	1,320
Vote by Mail	1,320
Mail Ballot	1,320
Total	1,320
0030393	
Poll Place	856
Vote by Mail	856
Mail Ballot	856
Total	856
0030396	
Poll Place	812
Vote by Mail	812
Mail Ballot	812
Total	812
0030399	
Poll Place	1,198
Vote by Mail	1,198
Mail Ballot	1,198
Total	1,198
0031478	
Poll Place	593
Vote by Mail	593
Mail Ballot	593
Total	593
0031772	
Poll Place	1,163
Vote by Mail	1,163
Mail Ballot	1,163
Total	1,163

Precinct	KIM MANGONE (DEM)		KEVIN MCCARTHY (REP)		Total Votes
0030390					
Poll Place	13	7.93%	151	92.07%	164
Vote by Mail	245	25.23%	726	74.77%	971
Mail Ballot	0		0		0
Total	258	22.73%	877	77.27%	1,135
0030393					
Poll Place	15	16.13%	78	83.87%	93
Vote by Mail	166	26.06%	471	73.94%	637
Mail Ballot	0		0		0
Total	181	24.79%	549	75.21%	730
0030396					
Poll Place	14	12.61%	97	87.39%	111
Vote by Mail	189	33.81%	370	66.19%	559
Mail Ballot	0		0		0
Total	203	30.30%	467	69.70%	670
0030399					
Poll Place	63	63.00%	37	37.00%	100
Vote by Mail	325	65.13%	174	34.87%	499
Mail Ballot	0		0		0
Total	388	64.77%	211	35.23%	599
0031478					
Poll Place	27	39.13%	42	60.87%	69
Vote by Mail	183	50.55%	179	49.45%	362
Mail Ballot	0		0		0
Total	210	48.72%	221	51.28%	431
0031772					
Poll Place	23	15.33%	127	84.67%	150
Vote by Mail	205	37.75%	338	62.25%	543
Mail Ballot	0		0		0
Total	228	32.90%	465	67.10%	693

Precinct	Registered Voters
0031935	
Poll Place	868
Vote by Mail	868
Mail Ballot	868
Total	868
0031950	
Poll Place	707
Vote by Mail	707
Mail Ballot	707
Total	707
0031960	
Poll Place	1,287
Vote by Mail	1,287
Mail Ballot	1,287
Total	1,287
0032170	
Poll Place	932
Vote by Mail	932
Mail Ballot	932
Total	932
0032214	
Poll Place	651
Vote by Mail	651
Mail Ballot	651
Total	651
0032240	
Poll Place	847
Vote by Mail	847
Mail Ballot	847
Total	847

Precinct	KIM MANGONE (DEM)		KEVIN MCCARTHY (REP)		Total Votes
0031935					
Poll Place	27	38.57%	43	61.43%	70
Vote by Mail	241	51.06%	231	48.94%	472
Mail Ballot	0		0		0
Total	268	49.45%	274	50.55%	542
0031950					
Poll Place	16	16.67%	80	83.33%	96
Vote by Mail	135	39.02%	211	60.98%	346
Mail Ballot	0		0		0
Total	151	34.16%	291	65.84%	442
0031960					
Poll Place	27	31.76%	58	68.24%	85
Vote by Mail	420	53.85%	360	46.15%	780
Mail Ballot	0		0		0
Total	447	51.68%	418	48.32%	865
0032170					
Poll Place	36	28.57%	90	71.43%	126
Vote by Mail	256	43.99%	326	56.01%	582
Mail Ballot	0		0		0
Total	292	41.24%	416	58.76%	708
0032214					
Poll Place	6	10.71%	50	89.29%	56
Vote by Mail	111	26.30%	311	73.70%	422
Mail Ballot	0		0		0
Total	117	24.48%	361	75.52%	478
0032240					
Poll Place	10	23.81%	32	76.19%	42
Vote by Mail	165	35.71%	297	64.29%	462
Mail Ballot	0		0		0
Total	175	34.72%	329	65.28%	504

Precinct	Registered Voters
0032310	
Poll Place	1,021
Vote by Mail	1,021
Mail Ballot	1,021
Total	1,021
0032330	
Poll Place	584
Vote by Mail	584
Mail Ballot	584
Total	584
0032340	
Poll Place	596
Vote by Mail	596
Mail Ballot	596
Total	596
0032360	
Poll Place	1,173
Vote by Mail	1,173
Mail Ballot	1,173
Total	1,173
0032370	
Poll Place	750
Vote by Mail	750
Mail Ballot	750
Total	750
0032380	
Poll Place	629
Vote by Mail	629
Mail Ballot	629
Total	629

Precinct	KIM MANGONE (DEM)		KEVIN MCCARTHY (REP)		Total Votes
0032310					
Poll Place	14	20.29%	55	79.71%	69
Vote by Mail	326	53.80%	280	46.20%	606
Mail Ballot	0		0		0
Total	340	50.37%	335	49.63%	675
0032330					
Poll Place	5	17.24%	24	82.76%	29
Vote by Mail	156	36.19%	275	63.81%	431
Mail Ballot	0		0		0
Total	161	35.00%	299	65.00%	460
0032340					
Poll Place	9	23.68%	29	76.32%	38
Vote by Mail	119	25.93%	340	74.07%	459
Mail Ballot	0		0		0
Total	128	25.75%	369	74.25%	497
0032360					
Poll Place	49	58.33%	35	41.67%	84
Vote by Mail	385	67.31%	187	32.69%	572
Mail Ballot	0		0		0
Total	434	66.16%	222	33.84%	656
0032370					
Poll Place	40	49.38%	41	50.62%	81
Vote by Mail	158	50.48%	155	49.52%	313
Mail Ballot	0		0		0
Total	198	50.25%	196	49.75%	394
0032380					
Poll Place	7	21.88%	25	78.13%	32
Vote by Mail	171	39.13%	266	60.87%	437
Mail Ballot	0		0		0
Total	178	37.95%	291	62.05%	469

Precinct	Registered Voters
0032441	
Poll Place	1,140
Vote by Mail	1,140
Mail Ballot	1,140
Total	1,140
0032640	
Poll Place	1,435
Vote by Mail	1,435
Mail Ballot	1,435
Total	1,435
0032652	
Poll Place	1,415
Vote by Mail	1,415
Mail Ballot	1,415
Total	1,415
0032731	
Poll Place	1,219
Vote by Mail	1,219
Mail Ballot	1,219
Total	1,219
0032732	
Poll Place	307
Vote by Mail	307
Mail Ballot	307
Total	307
0032750	
Poll Place	1,553
Vote by Mail	1,553
Mail Ballot	1,553
Total	1,553

Precinct	KIM MANGONE (DEM)		KEVIN MCCARTHY (REP)		Total Votes
0032441					
Poll Place	19	16.52%	96	83.48%	115
Vote by Mail	216	39.27%	334	60.73%	550
Mail Ballot	0		0		0
Total	235	35.34%	430	64.66%	665
0032640					
Poll Place	12	6.06%	186	93.94%	198
Vote by Mail	225	21.93%	801	78.07%	1,026
Mail Ballot	0		0		0
Total	237	19.36%	987	80.64%	1,224
0032652					
Poll Place	11	13.75%	69	86.25%	80
Vote by Mail	220	19.52%	907	80.48%	1,127
Mail Ballot	0		0		0
Total	231	19.14%	976	80.86%	1,207
0032731					
Poll Place	25	18.12%	113	81.88%	138
Vote by Mail	272	36.27%	478	63.73%	750
Mail Ballot	0		0		0
Total	297	33.45%	591	66.55%	888
0032732					
Poll Place	4	10.26%	35	89.74%	39
Vote by Mail	74	31.09%	164	68.91%	238
Mail Ballot	0		0		0
Total	78	28.16%	199	71.84%	277
0032750					
Poll Place	96	48.73%	101	51.27%	197
Vote by Mail	459	57.81%	335	42.19%	794
Mail Ballot	0		0		0
Total	555	56.00%	436	44.00%	991

Precinct	Registered Voters
0032751	
Poll Place	830
Vote by Mail	830
Mail Ballot	830
Total	830
0032762	
Poll Place	763
Vote by Mail	763
Mail Ballot	763
Total	763
0033040	
Poll Place	1,618
Vote by Mail	1,618
Mail Ballot	1,618
Total	1,618
0033042	
Poll Place	1,130
Vote by Mail	1,130
Mail Ballot	1,130
Total	1,130
0033150	
Poll Place	467
Vote by Mail	467
Mail Ballot	467
Total	467
0033161	
Poll Place	370
Vote by Mail	370
Mail Ballot	370
Total	370

Precinct	KIM MANGONE (DEM)		KEVIN MCCARTHY (REP)		Total Votes
0032751					
Poll Place	46	50.00%	46	50.00%	92
Vote by Mail	214	53.90%	183	46.10%	397
Mail Ballot	0		0		0
Total	260	53.17%	229	46.83%	489
0032762					
Poll Place	33	48.53%	35	51.47%	68
Vote by Mail	259	61.96%	159	38.04%	418
Mail Ballot	0		0		0
Total	292	60.08%	194	39.92%	486
0033040					
Poll Place	23	11.68%	174	88.32%	197
Vote by Mail	233	22.02%	825	77.98%	1,058
Mail Ballot	0		0		0
Total	256	20.40%	999	79.60%	1,255
0033042					
Poll Place	21	19.09%	89	80.91%	110
Vote by Mail	146	19.76%	593	80.24%	739
Mail Ballot	0		0		0
Total	167	19.67%	682	80.33%	849
0033150					
Poll Place	12	26.09%	34	73.91%	46
Vote by Mail	171	50.59%	167	49.41%	338
Mail Ballot	0		0		0
Total	183	47.66%	201	52.34%	384
0033161					
Poll Place	5	16.13%	26	83.87%	31
Vote by Mail	127	54.04%	108	45.96%	235
Mail Ballot	0		0		0
Total	132	49.62%	134	50.38%	266

Precinct	Registered Voters
0035601	
Poll Place	861
Vote by Mail	861
Mail Ballot	861
Total	861
0035602	
Poll Place	614
Vote by Mail	614
Mail Ballot	614
Total	614
0035603	
Poll Place	881
Vote by Mail	881
Mail Ballot	881
Total	881
0035604	
Poll Place	1,187
Vote by Mail	1,187
Mail Ballot	1,187
Total	1,187
0035624	
Poll Place	458
Vote by Mail	458
Mail Ballot	458
Total	458
0035628	
Poll Place	1,817
Vote by Mail	1,817
Mail Ballot	1,817
Total	1,817

Precinct	KIM MANGONE (DEM)		KEVIN MCCARTHY (REP)		Total Votes
0035601					
Poll Place	8	7.84%	94	92.16%	102
Vote by Mail	200	32.68%	412	67.32%	612
Mail Ballot	0		0		0
Total	208	29.13%	506	70.87%	714
0035602					
Poll Place	22	27.16%	59	72.84%	81
Vote by Mail	197	47.82%	215	52.18%	412
Mail Ballot	0		0		0
Total	219	44.42%	274	55.58%	493
0035603					
Poll Place	18	15.52%	98	84.48%	116
Vote by Mail	146	24.46%	451	75.54%	597
Mail Ballot	0		0		0
Total	164	23.00%	549	77.00%	713
0035604					
Poll Place	10	9.43%	96	90.57%	106
Vote by Mail	280	31.93%	597	68.07%	877
Mail Ballot	0		0		0
Total	290	29.50%	693	70.50%	983
0035624					
Poll Place	8	20.00%	32	80.00%	40
Vote by Mail	96	30.28%	221	69.72%	317
Mail Ballot	0		0		0
Total	104	29.13%	253	70.87%	357
0035628					
Poll Place	47	21.76%	169	78.24%	216
Vote by Mail	424	34.11%	819	65.89%	1,243
Mail Ballot	0		0		0
Total	471	32.28%	988	67.72%	1,459

Precinct	Registered Voters
0035629	
Poll Place	1,147
Vote by Mail	1,147
Mail Ballot	1,147
Total	1,147
0035631	
Poll Place	1,022
Vote by Mail	1,022
Mail Ballot	1,022
Total	1,022
0035632	
Poll Place	765
Vote by Mail	765
Mail Ballot	765
Total	765
0035633	
Poll Place	858
Vote by Mail	858
Mail Ballot	858
Total	858
0035635	
Poll Place	1,061
Vote by Mail	1,061
Mail Ballot	1,061
Total	1,061
0035640	
Poll Place	1,126
Vote by Mail	1,126
Mail Ballot	1,126
Total	1,126

Precinct	KIM MANGONE (DEM)		KEVIN MCCARTHY (REP)		Total Votes
0035629					
Poll Place	24	17.78%	111	82.22%	135
Vote by Mail	297	38.37%	477	61.63%	774
Mail Ballot	0		0		0
Total	321	35.31%	588	64.69%	909
0035631					
Poll Place	24	20.51%	93	79.49%	117
Vote by Mail	253	36.61%	438	63.39%	691
Mail Ballot	0		0		0
Total	277	34.28%	531	65.72%	808
0035632					
Poll Place	18	13.85%	112	86.15%	130
Vote by Mail	146	27.86%	378	72.14%	524
Mail Ballot	0		0		0
Total	164	25.08%	490	74.92%	654
0035633					
Poll Place	20	13.25%	131	86.75%	151
Vote by Mail	161	27.95%	415	72.05%	576
Mail Ballot	0		0		0
Total	181	24.90%	546	75.10%	727
0035635					
Poll Place	46	23.00%	154	77.00%	200
Vote by Mail	253	40.03%	379	59.97%	632
Mail Ballot	0		0		0
Total	299	35.94%	533	64.06%	832
0035640					
Poll Place	30	20.13%	119	79.87%	149
Vote by Mail	268	33.63%	529	66.37%	797
Mail Ballot	0		0		0
Total	298	31.50%	648	68.50%	946

Precinct	Registered Voters
0035658	
Poll Place	1,053
Vote by Mail	1,053
Mail Ballot	1,053
Total	1,053
0035661	
Poll Place	710
Vote by Mail	710
Mail Ballot	710
Total	710
0035675	
Poll Place	1,211
Vote by Mail	1,211
Mail Ballot	1,211
Total	1,211
0040401	
Poll Place	541
Vote by Mail	541
Mail Ballot	541
Total	541
0040405	
Poll Place	1,425
Vote by Mail	1,425
Mail Ballot	1,425
Total	1,425
0040406	
Poll Place	1,059
Vote by Mail	1,059
Mail Ballot	1,059
Total	1,059

Precinct	KIM MANGONE (DEM)		KEVIN MCCARTHY (REP)		Total Votes
0035658					
Poll Place	30	17.65%	140	82.35%	170
Vote by Mail	187	26.19%	527	73.81%	714
Mail Ballot	0		0		0
Total	217	24.55%	667	75.45%	884
0035661					
Poll Place	21	18.75%	91	81.25%	112
Vote by Mail	150	31.65%	324	68.35%	474
Mail Ballot	0		0		0
Total	171	29.18%	415	70.82%	586
0035675					
Poll Place	26	20.47%	101	79.53%	127
Vote by Mail	322	35.66%	581	64.34%	903
Mail Ballot	0		0		0
Total	348	33.79%	682	66.21%	1,030
0040401					
Poll Place	14	37.84%	23	62.16%	37
Vote by Mail	143	35.05%	265	64.95%	408
Mail Ballot	0		0		0
Total	157	35.28%	288	64.72%	445
0040405					
Poll Place	21	12.96%	141	87.04%	162
Vote by Mail	314	28.99%	769	71.01%	1,083
Mail Ballot	0		0		0
Total	335	26.91%	910	73.09%	1,245
0040406					
Poll Place	26	28.26%	66	71.74%	92
Vote by Mail	281	37.82%	462	62.18%	743
Mail Ballot	0		0		0
Total	307	36.77%	528	63.23%	835

Precinct	Registered Voters
0040407	
Poll Place	762
Vote by Mail	762
Mail Ballot	762
Total	762
0040409	
Poll Place	1,153
Vote by Mail	1,153
Mail Ballot	1,153
Total	1,153
0040411	
Poll Place	1,428
Vote by Mail	1,428
Mail Ballot	1,428
Total	1,428
0040414	
Poll Place	1,613
Vote by Mail	1,613
Mail Ballot	1,613
Total	1,613
0040415	
Poll Place	1,659
Vote by Mail	1,659
Mail Ballot	1,659
Total	1,659
0040419	
Poll Place	1,293
Vote by Mail	1,293
Mail Ballot	1,293
Total	1,293

Precinct	KIM MANGONE (DEM)		KEVIN MCCARTHY (REP)		Total Votes
0040407					
Poll Place	27	38.03%	44	61.97%	71
Vote by Mail	209	42.31%	285	57.69%	494
Mail Ballot	0		0		0
Total	236	41.77%	329	58.23%	565
0040409					
Poll Place	32	26.45%	89	73.55%	121
Vote by Mail	312	41.43%	441	58.57%	753
Mail Ballot	0		0		0
Total	344	39.36%	530	60.64%	874
0040411					
Poll Place	34	28.33%	86	71.67%	120
Vote by Mail	417	50.61%	407	49.39%	824
Mail Ballot	0		0		0
Total	451	47.78%	493	52.22%	944
0040414					
Poll Place	50	37.59%	83	62.41%	133
Vote by Mail	486	55.54%	389	44.46%	875
Mail Ballot	0		0		0
Total	536	53.17%	472	46.83%	1,008
0040415					
Poll Place	22	15.94%	116	84.06%	138
Vote by Mail	410	32.46%	853	67.54%	1,263
Mail Ballot	0		0		0
Total	432	30.84%	969	69.16%	1,401
0040419					
Poll Place	13	10.32%	113	89.68%	126
Vote by Mail	280	30.04%	652	69.96%	932
Mail Ballot	0		0		0
Total	293	27.69%	765	72.31%	1,058

Precinct	Registered Voters
0040421	
Poll Place	995
Vote by Mail	995
Mail Ballot	995
Total	995
0040424	
Poll Place	1,153
Vote by Mail	1,153
Mail Ballot	1,153
Total	1,153
0040428	
Poll Place	955
Vote by Mail	955
Mail Ballot	955
Total	955
0040429	
Poll Place	1,391
Vote by Mail	1,391
Mail Ballot	1,391
Total	1,391
0040430	
Poll Place	1,652
Vote by Mail	1,652
Mail Ballot	1,652
Total	1,652
0040432	
Poll Place	738
Vote by Mail	738
Mail Ballot	738
Total	738

Precinct	KIM MANGONE (DEM)		KEVIN MCCARTHY (REP)		Total Votes
0040421					
Poll Place	26	26.80%	71	73.20%	97
Vote by Mail	320	44.14%	405	55.86%	725
Mail Ballot	0		0		0
Total	346	42.09%	476	57.91%	822
0040424					
Poll Place	50	43.48%	65	56.52%	115
Vote by Mail	366	58.94%	255	41.06%	621
Mail Ballot	0		0		0
Total	416	56.52%	320	43.48%	736
0040428					
Poll Place	28	36.84%	48	63.16%	76
Vote by Mail	292	55.83%	231	44.17%	523
Mail Ballot	0		0		0
Total	320	53.42%	279	46.58%	599
0040429					
Poll Place	23	12.64%	159	87.36%	182
Vote by Mail	317	32.61%	655	67.39%	972
Mail Ballot	0		0		0
Total	340	29.46%	814	70.54%	1,154
0040430					
Poll Place	21	15.91%	111	84.09%	132
Vote by Mail	350	31.39%	765	68.61%	1,115
Mail Ballot	0		0		0
Total	371	29.75%	876	70.25%	1,247
0040432					
Poll Place	20	18.02%	91	81.98%	111
Vote by Mail	154	29.17%	374	70.83%	528
Mail Ballot	0		0		0
Total	174	27.23%	465	72.77%	639

Precinct	Registered Voters
0040433	
Poll Place	1,085
Vote by Mail	1,085
Mail Ballot	1,085
Total	1,085
0040435	
Poll Place	1,334
Vote by Mail	1,334
Mail Ballot	1,334
Total	1,334
0040436	
Poll Place	840
Vote by Mail	840
Mail Ballot	840
Total	840
0040440	
Poll Place	991
Vote by Mail	991
Mail Ballot	991
Total	991
0040441	
Poll Place	1,404
Vote by Mail	1,404
Mail Ballot	1,404
Total	1,404
0040442	
Poll Place	901
Vote by Mail	901
Mail Ballot	901
Total	901

Precinct	KIM MANGONE (DEM)		KEVIN MCCARTHY (REP)		Total Votes
0040433					
Poll Place	20	13.51%	128	86.49%	148
Vote by Mail	242	33.56%	479	66.44%	721
Mail Ballot	0		0		0
Total	262	30.15%	607	69.85%	869
0040435					
Poll Place	25	22.12%	88	77.88%	113
Vote by Mail	320	30.83%	718	69.17%	1,038
Mail Ballot	0		0		0
Total	345	29.97%	806	70.03%	1,151
0040436					
Poll Place	17	12.78%	116	87.22%	133
Vote by Mail	130	23.68%	419	76.32%	549
Mail Ballot	0		0		0
Total	147	21.55%	535	78.45%	682
0040440					
Poll Place	33	31.43%	72	68.57%	105
Vote by Mail	288	41.74%	402	58.26%	690
Mail Ballot	0		0		0
Total	321	40.38%	474	59.62%	795
0040441					
Poll Place	11	17.19%	53	82.81%	64
Vote by Mail	335	27.32%	891	72.68%	1,226
Mail Ballot	0		0		0
Total	346	26.82%	944	73.18%	1,290
0040442					
Poll Place	16	21.92%	57	78.08%	73
Vote by Mail	283	43.40%	369	56.60%	652
Mail Ballot	0		0		0
Total	299	41.24%	426	58.76%	725

Precinct	Registered Voters
0040443	
Poll Place	703
Vote by Mail	703
Mail Ballot	703
Total	703
0040444	
Poll Place	702
Vote by Mail	702
Mail Ballot	702
Total	702
0040447	
Poll Place	1,022
Vote by Mail	1,022
Mail Ballot	1,022
Total	1,022
0040454	
Poll Place	992
Vote by Mail	992
Mail Ballot	992
Total	992
0040455	
Poll Place	2,039
Vote by Mail	2,039
Mail Ballot	2,039
Total	2,039
0040460	
Poll Place	960
Vote by Mail	960
Mail Ballot	960
Total	960

Precinct	KIM MANGONE (DEM)		KEVIN MCCARTHY (REP)		Total Votes
0040443					
Poll Place	13	20.97%	49	79.03%	62
Vote by Mail	191	40.64%	279	59.36%	470
Mail Ballot	0		0		0
Total	204	38.35%	328	61.65%	532
0040444					
Poll Place	13	25.00%	39	75.00%	52
Vote by Mail	206	47.36%	229	52.64%	435
Mail Ballot	0		0		0
Total	219	44.97%	268	55.03%	487
0040447					
Poll Place	14	24.14%	44	75.86%	58
Vote by Mail	298	40.99%	429	59.01%	727
Mail Ballot	0		0		0
Total	312	39.75%	473	60.25%	785
0040454					
Poll Place	20	21.74%	72	78.26%	92
Vote by Mail	319	46.71%	364	53.29%	683
Mail Ballot	0		0		0
Total	339	43.74%	436	56.26%	775
0040455					
Poll Place	39	14.13%	237	85.87%	276
Vote by Mail	443	30.36%	1,016	69.64%	1,459
Mail Ballot	0		0		0
Total	482	27.78%	1,253	72.22%	1,735
0040460					
Poll Place	20	19.23%	84	80.77%	104
Vote by Mail	199	29.14%	484	70.86%	683
Mail Ballot	0		0		0
Total	219	27.83%	568	72.17%	787

Precinct	Registered Voters
0040461	
Poll Place	1,495
Vote by Mail	1,495
Mail Ballot	1,495
Total	1,495
0040462	
Poll Place	1,455
Vote by Mail	1,455
Mail Ballot	1,455
Total	1,455
0040463	
Poll Place	971
Vote by Mail	971
Mail Ballot	971
Total	971
0040464	
Poll Place	1,231
Vote by Mail	1,231
Mail Ballot	1,231
Total	1,231
0040466	
Poll Place	1,332
Vote by Mail	1,332
Mail Ballot	1,332
Total	1,332
0040469	
Poll Place	929
Vote by Mail	929
Mail Ballot	929
Total	929

Precinct	KIM MANGONE (DEM)		KEVIN MCCARTHY (REP)		Total Votes
0040461					
Poll Place	26	17.11%	126	82.89%	152
Vote by Mail	355	31.39%	776	68.61%	1,131
Mail Ballot	0		0		0
Total	381	29.70%	902	70.30%	1,283
0040462					
Poll Place	28	28.28%	71	71.72%	99
Vote by Mail	416	36.98%	709	63.02%	1,125
Mail Ballot	0		0		0
Total	444	36.27%	780	63.73%	1,224
0040463					
Poll Place	44	33.85%	86	66.15%	130
Vote by Mail	314	48.31%	336	51.69%	650
Mail Ballot	0		0		0
Total	358	45.90%	422	54.10%	780
0040464					
Poll Place	47	31.54%	102	68.46%	149
Vote by Mail	397	48.71%	418	51.29%	815
Mail Ballot	0		0		0
Total	444	46.06%	520	53.94%	964
0040466					
Poll Place	15	9.38%	145	90.63%	160
Vote by Mail	295	31.55%	640	68.45%	935
Mail Ballot	0		0		0
Total	310	28.31%	785	71.69%	1,095
0040469					
Poll Place	46	28.75%	114	71.25%	160
Vote by Mail	246	46.95%	278	53.05%	524
Mail Ballot	0		0		0
Total	292	42.69%	392	57.31%	684

Precinct	Registered Voters
0040470	
Poll Place	1,081
Vote by Mail	1,081
Mail Ballot	1,081
Total	1,081
0040471	
Poll Place	1,591
Vote by Mail	1,591
Mail Ballot	1,591
Total	1,591
0040475	
Poll Place	1,090
Vote by Mail	1,090
Mail Ballot	1,090
Total	1,090
0040480	
Poll Place	1,194
Vote by Mail	1,194
Mail Ballot	1,194
Total	1,194
0040494	
Poll Place	979
Vote by Mail	979
Mail Ballot	979
Total	979
0040495	
Poll Place	1,789
Vote by Mail	1,789
Mail Ballot	1,789
Total	1,789

Precinct	KIM MANGONE (DEM)		KEVIN MCCARTHY (REP)		Total Votes
0040470					
Poll Place	38	32.76%	78	67.24%	116
Vote by Mail	312	45.28%	377	54.72%	689
Mail Ballot	0		0		0
Total	350	43.48%	455	56.52%	805
0040471					
Poll Place	45	26.79%	123	73.21%	168
Vote by Mail	507	50.80%	491	49.20%	998
Mail Ballot	0		0		0
Total	552	47.34%	614	52.66%	1,166
0040475					
Poll Place	27	26.73%	74	73.27%	101
Vote by Mail	332	45.17%	403	54.83%	735
Mail Ballot	0		0		0
Total	359	42.94%	477	57.06%	836
0040480					
Poll Place	18	18.00%	82	82.00%	100
Vote by Mail	347	38.99%	543	61.01%	890
Mail Ballot	0		0		0
Total	365	36.87%	625	63.13%	990
0040494					
Poll Place	10	16.39%	51	83.61%	61
Vote by Mail	294	39.46%	451	60.54%	745
Mail Ballot	0		0		0
Total	304	37.72%	502	62.28%	806
0040495					
Poll Place	29	26.85%	79	73.15%	108
Vote by Mail	603	43.95%	769	56.05%	1,372
Mail Ballot	0		0		0
Total	632	42.70%	848	57.30%	1,480

Precinct	Registered Voters
0040496	
Poll Place	1,396
Vote by Mail	1,396
Mail Ballot	1,396
Total	1,396
0040497	
Poll Place	885
Vote by Mail	885
Mail Ballot	885
Total	885
0041780	
Poll Place	1,346
Vote by Mail	1,346
Mail Ballot	1,346
Total	1,346
0041820	
Poll Place	1,420
Vote by Mail	1,420
Mail Ballot	1,420
Total	1,420
0041910	
Poll Place	628
Vote by Mail	628
Mail Ballot	628
Total	628
0041913	
Poll Place	1,937
Vote by Mail	1,937
Mail Ballot	1,937
Total	1,937

Precinct	KIM MANGONE (DEM)		KEVIN MCCARTHY (REP)		Total Votes
0040496					
Poll Place	35	20.00%	140	80.00%	175
Vote by Mail	334	32.21%	703	67.79%	1,037
Mail Ballot	0		0		0
Total	369	30.45%	843	69.55%	1,212
0040497					
Poll Place	29	27.62%	76	72.38%	105
Vote by Mail	258	44.64%	320	55.36%	578
Mail Ballot	0		0		0
Total	287	42.02%	396	57.98%	683
0041780					
Poll Place	43	16.29%	221	83.71%	264
Vote by Mail	213	30.26%	491	69.74%	704
Mail Ballot	0		0		0
Total	256	26.45%	712	73.55%	968
0041820					
Poll Place	47	20.26%	185	79.74%	232
Vote by Mail	389	43.91%	497	56.09%	886
Mail Ballot	0		0		0
Total	436	39.00%	682	61.00%	1,118
0041910					
Poll Place	14	21.54%	51	78.46%	65
Vote by Mail	66	14.86%	378	85.14%	444
Mail Ballot	0		0		0
Total	80	15.72%	429	84.28%	509
0041913					
Poll Place	17	8.59%	181	91.41%	198
Vote by Mail	334	22.30%	1,164	77.70%	1,498
Mail Ballot	0		0		0
Total	351	20.70%	1,345	79.30%	1,696

Precinct	Registered Voters
0041915	
Poll Place	1,594
Vote by Mail	1,594
Mail Ballot	1,594
Total	1,594
0042218	
Poll Place	847
Vote by Mail	847
Mail Ballot	847
Total	847
0042390	
Poll Place	485
Vote by Mail	485
Mail Ballot	485
Total	485
0042630	
Poll Place	647
Vote by Mail	647
Mail Ballot	647
Total	647
0042842	
Poll Place	1,330
Vote by Mail	1,330
Mail Ballot	1,330
Total	1,330
0042845	
Poll Place	1,159
Vote by Mail	1,159
Mail Ballot	1,159
Total	1,159

Precinct	KIM MANGONE (DEM)		KEVIN MCCARTHY (REP)		Total Votes
0041915					
Poll Place	11	6.75%	152	93.25%	163
Vote by Mail	212	17.64%	990	82.36%	1,202
Mail Ballot	0		0		0
Total	223	16.34%	1,142	83.66%	1,365
0042218					
Poll Place	24	14.91%	137	85.09%	161
Vote by Mail	159	34.87%	297	65.13%	456
Mail Ballot	0		0		0
Total	183	29.66%	434	70.34%	617
0042390					
Poll Place	7	7.53%	86	92.47%	93
Vote by Mail	62	21.45%	227	78.55%	289
Mail Ballot	0		0		0
Total	69	18.06%	313	81.94%	382
0042630					
Poll Place	12	11.01%	97	88.99%	109
Vote by Mail	73	18.67%	318	81.33%	391
Mail Ballot	0		0		0
Total	85	17.00%	415	83.00%	500
0042842					
Poll Place	44	23.28%	145	76.72%	189
Vote by Mail	485	50.47%	476	49.53%	961
Mail Ballot	0		0		0
Total	529	46.00%	621	54.00%	1,150
0042845					
Poll Place	31	12.86%	210	87.14%	241
Vote by Mail	281	39.03%	439	60.97%	720
Mail Ballot	0		0		0
Total	312	32.47%	649	67.53%	961

Precinct	Registered Voters
0043043	
Poll Place	1,329
Vote by Mail	1,329
Mail Ballot	1,329
Total	1,329
0043048	
Poll Place	1,084
Vote by Mail	1,084
Mail Ballot	1,084
Total	1,084
0043050	
Poll Place	1,195
Vote by Mail	1,195
Mail Ballot	1,195
Total	1,195
0043051	
Poll Place	620
Vote by Mail	620
Mail Ballot	620
Total	620
0043052	
Poll Place	903
Vote by Mail	903
Mail Ballot	903
Total	903
0043053	
Poll Place	1,228
Vote by Mail	1,228
Mail Ballot	1,228
Total	1,228

Precinct	KIM MANGONE (DEM)		KEVIN MCCARTHY (REP)		Total Votes
0043043					
Poll Place	16	11.27%	126	88.73%	142
Vote by Mail	175	16.88%	862	83.12%	1,037
Mail Ballot	0		0		0
Total	191	16.20%	988	83.80%	1,179
0043048					
Poll Place	10	7.25%	128	92.75%	138
Vote by Mail	151	20.71%	578	79.29%	729
Mail Ballot	0		0		0
Total	161	18.57%	706	81.43%	867
0043050					
Poll Place	28	17.95%	128	82.05%	156
Vote by Mail	185	22.08%	653	77.92%	838
Mail Ballot	0		0		0
Total	213	21.43%	781	78.57%	994
0043051					
Poll Place	2	5.26%	36	94.74%	38
Vote by Mail	107	21.02%	402	78.98%	509
Mail Ballot	0		0		0
Total	109	19.93%	438	80.07%	547
0043052					
Poll Place	15	14.15%	91	85.85%	106
Vote by Mail	141	21.14%	526	78.86%	667
Mail Ballot	0		0		0
Total	156	20.18%	617	79.82%	773
0043053					
Poll Place	20	12.74%	137	87.26%	157
Vote by Mail	205	23.03%	685	76.97%	890
Mail Ballot	0		0		0
Total	225	21.49%	822	78.51%	1,047

Precinct	Registered Voters
0043055	
Poll Place	1,018
Vote by Mail	1,018
Mail Ballot	1,018
Total	1,018
0043059	
Poll Place	1,336
Vote by Mail	1,336
Mail Ballot	1,336
Total	1,336
0043170	
Poll Place	1,402
Vote by Mail	1,402
Mail Ballot	1,402
Total	1,402
0043290	
Poll Place	488
Vote by Mail	488
Mail Ballot	488
Total	488
0043310	
Poll Place	724
Vote by Mail	724
Mail Ballot	724
Total	724
0043320	
Poll Place	1,647
Vote by Mail	1,647
Mail Ballot	1,647
Total	1,647

Precinct	KIM MANGONE (DEM)		KEVIN MCCARTHY (REP)		Total Votes
0043055					
Poll Place	5	6.49%	72	93.51%	77
Vote by Mail	127	15.66%	684	84.34%	811
Mail Ballot	0		0		0
Total	132	14.86%	756	85.14%	888
0043059					
Poll Place	13	9.42%	125	90.58%	138
Vote by Mail	184	17.88%	845	82.12%	1,029
Mail Ballot	0		0		0
Total	197	16.88%	970	83.12%	1,167
0043170					
Poll Place	31	24.03%	98	75.97%	129
Vote by Mail	181	24.43%	560	75.57%	741
Mail Ballot	0		0		0
Total	212	24.37%	658	75.63%	870
0043290					
Poll Place	4	6.56%	57	93.44%	61
Vote by Mail	52	13.98%	320	86.02%	372
Mail Ballot	0		0		0
Total	56	12.93%	377	87.07%	433
0043310					
Poll Place	27	26.21%	76	73.79%	103
Vote by Mail	96	27.99%	247	72.01%	343
Mail Ballot	0		0		0
Total	123	27.58%	323	72.42%	446
0043320					
Poll Place	27	13.30%	176	86.70%	203
Vote by Mail	165	14.64%	962	85.36%	1,127
Mail Ballot	0		0		0
Total	192	14.44%	1,138	85.56%	1,330

Precinct	Registered Voters
0043340	
Poll Place	1,002
Vote by Mail	1,002
Mail Ballot	1,002
Total	1,002
0044103	
Poll Place	1,095
Vote by Mail	1,095
Mail Ballot	1,095
Total	1,095
0044104	
Poll Place	1,669
Vote by Mail	1,669
Mail Ballot	1,669
Total	1,669
0044105	
Poll Place	1,097
Vote by Mail	1,097
Mail Ballot	1,097
Total	1,097
0044106	
Poll Place	1,303
Vote by Mail	1,303
Mail Ballot	1,303
Total	1,303
0044107	
Poll Place	1,405
Vote by Mail	1,405
Mail Ballot	1,405
Total	1,405

Precinct	KIM MANGONE (DEM)		KEVIN MCCARTHY (REP)		Total Votes
0043340					
Poll Place	20	10.93%	163	89.07%	183
Vote by Mail	100	18.15%	451	81.85%	551
Mail Ballot	0		0		0
Total	120	16.35%	614	83.65%	734
0044103					
Poll Place	7	7.07%	92	92.93%	99
Vote by Mail	216	24.88%	652	75.12%	868
Mail Ballot	0		0		0
Total	223	23.06%	744	76.94%	967
0044104					
Poll Place	31	30.69%	70	69.31%	101
Vote by Mail	589	50.43%	579	49.57%	1,168
Mail Ballot	0		0		0
Total	620	48.86%	649	51.14%	1,269
0044105					
Poll Place	19	20.88%	72	79.12%	91
Vote by Mail	355	50.14%	353	49.86%	708
Mail Ballot	0		0		0
Total	374	46.81%	425	53.19%	799
0044106					
Poll Place	26	26.80%	71	73.20%	97
Vote by Mail	417	46.38%	482	53.62%	899
Mail Ballot	0		0		0
Total	443	44.48%	553	55.52%	996
0044107					
Poll Place	12	17.39%	57	82.61%	69
Vote by Mail	372	32.80%	762	67.20%	1,134
Mail Ballot	0		0		0
Total	384	31.92%	819	68.08%	1,203

Precinct	Registered Voters
0044112	
Poll Place	1,010
Vote by Mail	1,010
Mail Ballot	1,010
Total	1,010
0044113	
Poll Place	803
Vote by Mail	803
Mail Ballot	803
Total	803
0050505	
Poll Place	691
Vote by Mail	691
Mail Ballot	691
Total	691
0050517	
Poll Place	1,091
Vote by Mail	1,091
Mail Ballot	1,091
Total	1,091
0050519	
Poll Place	1,525
Vote by Mail	1,525
Mail Ballot	1,525
Total	1,525
0050523	
Poll Place	682
Vote by Mail	682
Mail Ballot	682
Total	682

Precinct	KIM MANGONE (DEM)		KEVIN MCCARTHY (REP)		Total Votes
0044112					
Poll Place	8	8.25%	89	91.75%	97
Vote by Mail	174	23.39%	570	76.61%	744
Mail Ballot	0		0		0
Total	182	21.64%	659	78.36%	841
0044113					
Poll Place	21	23.33%	69	76.67%	90
Vote by Mail	225	40.47%	331	59.53%	556
Mail Ballot	0		0		0
Total	246	38.08%	400	61.92%	646
0050505					
Poll Place	22	47.83%	24	52.17%	46
Vote by Mail	201	57.76%	147	42.24%	348
Mail Ballot	0		0		0
Total	223	56.60%	171	43.40%	394
0050517					
Poll Place	41	31.30%	90	68.70%	131
Vote by Mail	370	50.34%	365	49.66%	735
Mail Ballot	0		0		0
Total	411	47.46%	455	52.54%	866
0050519					
Poll Place	32	20.65%	123	79.35%	155
Vote by Mail	441	41.21%	629	58.79%	1,070
Mail Ballot	0		0		0
Total	473	38.61%	752	61.39%	1,225
0050523					
Poll Place	14	42.42%	19	57.58%	33
Vote by Mail	261	60.98%	167	39.02%	428
Mail Ballot	0		0		0
Total	275	59.65%	186	40.35%	461

Precinct	Registered Voters
0050524	
Poll Place	1,571
Vote by Mail	1,571
Mail Ballot	1,571
Total	1,571
0050532	
Poll Place	1,302
Vote by Mail	1,302
Mail Ballot	1,302
Total	1,302
0050750	
Poll Place	785
Vote by Mail	785
Mail Ballot	785
Total	785
0050751	
Poll Place	422
Vote by Mail	422
Mail Ballot	422
Total	422
0050752	
Poll Place	1,382
Vote by Mail	1,382
Mail Ballot	1,382
Total	1,382
0050765	
Poll Place	1,244
Vote by Mail	1,244
Mail Ballot	1,244
Total	1,244

Precinct	KIM MANGONE (DEM)		KEVIN MCCARTHY (REP)		Total Votes
0050524					
Poll Place	52	59.77%	35	40.23%	87
Vote by Mail	527	72.59%	199	27.41%	726
Mail Ballot	0		0		0
Total	579	71.22%	234	28.78%	813
0050532					
Poll Place	24	53.33%	21	46.67%	45
Vote by Mail	398	74.25%	138	25.75%	536
Mail Ballot	0		0		0
Total	422	72.63%	159	27.37%	581
0050750					
Poll Place	39	50.65%	38	49.35%	77
Vote by Mail	263	61.74%	163	38.26%	426
Mail Ballot	0		0		0
Total	302	60.04%	201	39.96%	503
0050751					
Poll Place	16	39.02%	25	60.98%	41
Vote by Mail	121	56.54%	93	43.46%	214
Mail Ballot	0		0		0
Total	137	53.73%	118	46.27%	255
0050752					
Poll Place	62	32.12%	131	67.88%	193
Vote by Mail	407	51.13%	389	48.87%	796
Mail Ballot	0		0		0
Total	469	47.42%	520	52.58%	989
0050765					
Poll Place	44	45.83%	52	54.17%	96
Vote by Mail	427	56.11%	334	43.89%	761
Mail Ballot	0		0		0
Total	471	54.96%	386	45.04%	857

Precinct	Registered Voters
0051331	
Poll Place	1,171
Vote by Mail	1,171
Mail Ballot	1,171
Total	1,171
0051332	
Poll Place	1,189
Vote by Mail	1,189
Mail Ballot	1,189
Total	1,189
7010010	
Poll Place	2
Vote by Mail	2
Mail Ballot	2
Total	2
7010015	
Poll Place	3
Vote by Mail	3
Mail Ballot	3
Total	3
7010050	
Poll Place	13
Vote by Mail	13
Mail Ballot	13
Total	13
7010080	
Poll Place	250
Vote by Mail	250
Mail Ballot	250
Total	250

Precinct	KIM MANGONE (DEM)		KEVIN MCCARTHY (REP)		Total Votes
0051331					
Poll Place	36	48.65%	38	51.35%	74
Vote by Mail	341	52.54%	308	47.46%	649
Mail Ballot	0		0		0
Total	377	52.14%	346	47.86%	723
0051332					
Poll Place	19	29.69%	45	70.31%	64
Vote by Mail	384	56.97%	290	43.03%	674
Mail Ballot	0		0		0
Total	403	54.61%	335	45.39%	738
7010010					
Poll Place	0		0		0
Vote by Mail	0		0		0
Mail Ballot	0	0.00%	2	100.00%	2
Total	0	0.00%	2	100.00%	2
7010015					
Poll Place	0		0		0
Vote by Mail	0		0		0
Mail Ballot	0	0.00%	2	100.00%	2
Total	0	0.00%	2	100.00%	2
7010050					
Poll Place	0		0		0
Vote by Mail	0		0		0
Mail Ballot	1	16.67%	5	83.33%	6
Total	1	16.67%	5	83.33%	6
7010080					
Poll Place	0		0		0
Vote by Mail	0		0		0
Mail Ballot	36	16.44%	183	83.56%	219
Total	36	16.44%	183	83.56%	219

Precinct	Registered Voters
7010084	
Poll Place	119
Vote by Mail	119
Mail Ballot	119
Total	119
7010085	
Poll Place	367
Vote by Mail	367
Mail Ballot	367
Total	367
7010225	
Poll Place	3
Vote by Mail	3
Mail Ballot	3
Total	3
7010226	
Poll Place	80
Vote by Mail	80
Mail Ballot	80
Total	80
7010229	
Poll Place	96
Vote by Mail	96
Mail Ballot	96
Total	96
7011135	
Poll Place	65
Vote by Mail	65
Mail Ballot	65
Total	65

Precinct	KIM MANGONE (DEM)		KEVIN MCCARTHY (REP)		Total Votes
7010084					
Poll Place	0		0		0
Vote by Mail	0		0		0
Mail Ballot	19	27.94%	49	72.06%	68
Total	19	27.94%	49	72.06%	68
7010085					
Poll Place	0		0		0
Vote by Mail	0		0		0
Mail Ballot	51	16.04%	267	83.96%	318
Total	51	16.04%	267	83.96%	318
7010225					
Poll Place	0		0		0
Vote by Mail	0		0		0
Mail Ballot	1	33.33%	2	66.67%	3
Total	1	33.33%	2	66.67%	3
7010226					
Poll Place	0		0		0
Vote by Mail	0		0		0
Mail Ballot	20	29.85%	47	70.15%	67
Total	20	29.85%	47	70.15%	67
7010229					
Poll Place	0		0		0
Vote by Mail	0		0		0
Mail Ballot	25	40.98%	36	59.02%	61
Total	25	40.98%	36	59.02%	61
7011135					
Poll Place	0		0		0
Vote by Mail	0		0		0
Mail Ballot	16	36.36%	28	63.64%	44
Total	16	36.36%	28	63.64%	44

Precinct	Registered Voters
7011208	
Poll Place	11
Vote by Mail	11
Mail Ballot	11
Total	11
7011382	
Poll Place	14
Vote by Mail	14
Mail Ballot	14
Total	14
7011391	
Poll Place	26
Vote by Mail	26
Mail Ballot	26
Total	26
7011538	
Poll Place	176
Vote by Mail	176
Mail Ballot	176
Total	176
7011703	
Poll Place	96
Vote by Mail	96
Mail Ballot	96
Total	96
7011719	
Poll Place	250
Vote by Mail	250
Mail Ballot	250
Total	250

Precinct	KIM MANGONE (DEM)		KEVIN MCCARTHY (REP)		Total Votes
7011208					
Poll Place	0		0		0
Vote by Mail	0		0		0
Mail Ballot	3	50.00%	3	50.00%	6
Total	3	50.00%	3	50.00%	6
7011382					
Poll Place	0		0		0
Vote by Mail	0		0		0
Mail Ballot	0	0.00%	10	100.00%	10
Total	0	0.00%	10	100.00%	10
7011391					
Poll Place	0		0		0
Vote by Mail	0		0		0
Mail Ballot	8	36.36%	14	63.64%	22
Total	8	36.36%	14	63.64%	22
7011538					
Poll Place	0		0		0
Vote by Mail	0		0		0
Mail Ballot	18	11.84%	134	88.16%	152
Total	18	11.84%	134	88.16%	152
7011703					
Poll Place	0		0		0
Vote by Mail	0		0		0
Mail Ballot	5	6.02%	78	93.98%	83
Total	5	6.02%	78	93.98%	83
7011719					
Poll Place	0		0		0
Vote by Mail	0		0		0
Mail Ballot	59	31.38%	129	68.62%	188
Total	59	31.38%	129	68.62%	188

Precinct	Registered Voters
7011773	
Poll Place	267
Vote by Mail	267
Mail Ballot	267
Total	267
7011820	
Poll Place	90
Vote by Mail	90
Mail Ballot	90
Total	90
7011835	
Poll Place	0
Vote by Mail	0
Mail Ballot	0
Total	0
7011870	
Poll Place	11
Vote by Mail	11
Mail Ballot	11
Total	11
7011880	
Poll Place	0
Vote by Mail	0
Mail Ballot	0
Total	0
7011900	
Poll Place	133
Vote by Mail	133
Mail Ballot	133
Total	133

Precinct	KIM MANGONE (DEM)		KEVIN MCCARTHY (REP)		Total Votes
7011773					
Poll Place	0		0		0
Vote by Mail	0		0		0
Mail Ballot	49	20.50%	190	79.50%	239
Total	49	20.50%	190	79.50%	239
7011820					
Poll Place	0		0		0
Vote by Mail	0		0		0
Mail Ballot	30	38.46%	48	61.54%	78
Total	30	38.46%	48	61.54%	78
7011835					
Poll Place	0		0		0
Vote by Mail	0		0		0
Mail Ballot	0		0		0
Total	0		0		0
7011870					
Poll Place	0		0		0
Vote by Mail	0		0		0
Mail Ballot	2	22.22%	7	77.78%	9
Total	2	22.22%	7	77.78%	9
7011880					
Poll Place	0		0		0
Vote by Mail	0		0		0
Mail Ballot	0		0		0
Total	0		0		0
7011900					
Poll Place	0		0		0
Vote by Mail	0		0		0
Mail Ballot	10	8.62%	106	91.38%	116
Total	10	8.62%	106	91.38%	116

Precinct	Registered Voters
7011915	
Poll Place	46
Vote by Mail	46
Mail Ballot	46
Total	46
7011922	
Poll Place	208
Vote by Mail	208
Mail Ballot	208
Total	208
7011999	
Poll Place	141
Vote by Mail	141
Mail Ballot	141
Total	141
7012010	
Poll Place	54
Vote by Mail	54
Mail Ballot	54
Total	54
7012013	
Poll Place	0
Vote by Mail	0
Mail Ballot	0
Total	0
7012160	
Poll Place	261
Vote by Mail	261
Mail Ballot	261
Total	261

Precinct	KIM MANGONE (DEM)		KEVIN MCCARTHY (REP)		Total Votes
7011915					
Poll Place	0		0		0
Vote by Mail	0		0		0
Mail Ballot	4	11.76%	30	88.24%	34
Total	4	11.76%	30	88.24%	34
7011922					
Poll Place	0		0		0
Vote by Mail	0		0		0
Mail Ballot	38	23.31%	125	76.69%	163
Total	38	23.31%	125	76.69%	163
7011999					
Poll Place	0		0		0
Vote by Mail	0		0		0
Mail Ballot	18	14.40%	107	85.60%	125
Total	18	14.40%	107	85.60%	125
7012010					
Poll Place	0		0		0
Vote by Mail	0		0		0
Mail Ballot	1	2.17%	45	97.83%	46
Total	1	2.17%	45	97.83%	46
7012013					
Poll Place	0		0		0
Vote by Mail	0		0		0
Mail Ballot	0		0		0
Total	0		0		0
7012160					
Poll Place	0		0		0
Vote by Mail	0		0		0
Mail Ballot	68	32.54%	141	67.46%	209
Total	68	32.54%	141	67.46%	209

Precinct	Registered Voters
7012162	
Poll Place	0
Vote by Mail	0
Mail Ballot	0
Total	0
7012164	
Poll Place	129
Vote by Mail	129
Mail Ballot	129
Total	129
7012397	
Poll Place	85
Vote by Mail	85
Mail Ballot	85
Total	85
7012712	
Poll Place	50
Vote by Mail	50
Mail Ballot	50
Total	50
7012757	
Poll Place	114
Vote by Mail	114
Mail Ballot	114
Total	114
7012856	
Poll Place	125
Vote by Mail	125
Mail Ballot	125
Total	125

Precinct	KIM MANGONE (DEM)		KEVIN MCCARTHY (REP)		Total Votes
7012162					
Poll Place	0		0		0
Vote by Mail	0		0		0
Mail Ballot	0		0		0
Total	0		0		0
7012164					
Poll Place	0		0		0
Vote by Mail	0		0		0
Mail Ballot	38	35.51%	69	64.49%	107
Total	38	35.51%	69	64.49%	107
7012397					
Poll Place	0		0		0
Vote by Mail	0		0		0
Mail Ballot	15	34.09%	29	65.91%	44
Total	15	34.09%	29	65.91%	44
7012712					
Poll Place	0		0		0
Vote by Mail	0		0		0
Mail Ballot	4	8.89%	41	91.11%	45
Total	4	8.89%	41	91.11%	45
7012757					
Poll Place	0		0		0
Vote by Mail	0		0		0
Mail Ballot	16	21.62%	58	78.38%	74
Total	16	21.62%	58	78.38%	74
7012856					
Poll Place	0		0		0
Vote by Mail	0		0		0
Mail Ballot	30	29.13%	73	70.87%	103
Total	30	29.13%	73	70.87%	103

Precinct	Registered Voters
7012937	
Poll Place	101
Vote by Mail	101
Mail Ballot	101
Total	101
7013047	
Poll Place	207
Vote by Mail	207
Mail Ballot	207
Total	207
7013369	
Poll Place	163
Vote by Mail	163
Mail Ballot	163
Total	163
7013507	
Poll Place	0
Vote by Mail	0
Mail Ballot	0
Total	0
7015125	
Poll Place	9
Vote by Mail	9
Mail Ballot	9
Total	9
7015128	
Poll Place	341
Vote by Mail	341
Mail Ballot	341
Total	341

Precinct	KIM MANGONE (DEM)		KEVIN MCCARTHY (REP)		Total Votes
7012937					
Poll Place	0		0		0
Vote by Mail	0		0		0
Mail Ballot	37	63.79%	21	36.21%	58
Total	37	63.79%	21	36.21%	58
7013047					
Poll Place	0		0		0
Vote by Mail	0		0		0
Mail Ballot	14	8.48%	151	91.52%	165
Total	14	8.48%	151	91.52%	165
7013369					
Poll Place	0		0		0
Vote by Mail	0		0		0
Mail Ballot	48	42.48%	65	57.52%	113
Total	48	42.48%	65	57.52%	113
7013507					
Poll Place	0		0		0
Vote by Mail	0		0		0
Mail Ballot	0		0		0
Total	0		0		0
7015125					
Poll Place	0		0		0
Vote by Mail	0		0		0
Mail Ballot	0	0.00%	7	100.00%	7
Total	0	0.00%	7	100.00%	7
7015128					
Poll Place	0		0		0
Vote by Mail	0		0		0
Mail Ballot	103	35.40%	188	64.60%	291
Total	103	35.40%	188	64.60%	291

Precinct	Registered Voters
7015131	
Poll Place	176
Vote by Mail	176
Mail Ballot	176
Total	176
7015134	
Poll Place	0
Vote by Mail	0
Mail Ballot	0
Total	0
7020012	
Poll Place	212
Vote by Mail	212
Mail Ballot	212
Total	212
7020014	
Poll Place	97
Vote by Mail	97
Mail Ballot	97
Total	97
7020034	
Poll Place	46
Vote by Mail	46
Mail Ballot	46
Total	46
7020036	
Poll Place	274
Vote by Mail	274
Mail Ballot	274
Total	274

Precinct	KIM MANGONE (DEM)		KEVIN MCCARTHY (REP)		Total Votes
7015131					
Poll Place	0		0		0
Vote by Mail	0		0		0
Mail Ballot	40	33.33%	80	66.67%	120
Total	40	33.33%	80	66.67%	120
7015134					
Poll Place	0		0		0
Vote by Mail	0		0		0
Mail Ballot	0		0		0
Total	0		0		0
7020012					
Poll Place	0		0		0
Vote by Mail	0		0		0
Mail Ballot	36	20.34%	141	79.66%	177
Total	36	20.34%	141	79.66%	177
7020014					
Poll Place	0		0		0
Vote by Mail	0		0		0
Mail Ballot	16	20.00%	64	80.00%	80
Total	16	20.00%	64	80.00%	80
7020034					
Poll Place	0		0		0
Vote by Mail	0		0		0
Mail Ballot	5	15.15%	28	84.85%	33
Total	5	15.15%	28	84.85%	33
7020036					
Poll Place	0		0		0
Vote by Mail	0		0		0
Mail Ballot	95	60.13%	63	39.87%	158
Total	95	60.13%	63	39.87%	158

Precinct	Registered Voters
7020110	
Poll Place	248
Vote by Mail	248
Mail Ballot	248
Total	248
7020143	
Poll Place	1
Vote by Mail	1
Mail Ballot	1
Total	1
7020175	
Poll Place	59
Vote by Mail	59
Mail Ballot	59
Total	59
7020176	
Poll Place	0
Vote by Mail	0
Mail Ballot	0
Total	0
7020250	
Poll Place	287
Vote by Mail	287
Mail Ballot	287
Total	287
7020264	
Poll Place	1
Vote by Mail	1
Mail Ballot	1
Total	1

Precinct	KIM MANGONE (DEM)		KEVIN MCCARTHY (REP)		Total Votes
7020110					
Poll Place	0		0		0
Vote by Mail	0		0		0
Mail Ballot	49	22.90%	165	77.10%	214
Total	49	22.90%	165	77.10%	214
7020143					
Poll Place	0		0		0
Vote by Mail	0		0		0
Mail Ballot	0		0		0
Total	0		0		0
7020175					
Poll Place	0		0		0
Vote by Mail	0		0		0
Mail Ballot	8	17.02%	39	82.98%	47
Total	8	17.02%	39	82.98%	47
7020176					
Poll Place	0		0		0
Vote by Mail	0		0		0
Mail Ballot	0		0		0
Total	0		0		0
7020250					
Poll Place	0		0		0
Vote by Mail	0		0		0
Mail Ballot	79	39.30%	122	60.70%	201
Total	79	39.30%	122	60.70%	201
7020264					
Poll Place	0		0		0
Vote by Mail	0		0		0
Mail Ballot	0	0.00%	1	100.00%	1
Total	0	0.00%	1	100.00%	1

Precinct	Registered Voters
7020266	
Poll Place	320
Vote by Mail	320
Mail Ballot	320
Total	320
7020267	
Poll Place	9
Vote by Mail	9
Mail Ballot	9
Total	9
7020281	
Poll Place	22
Vote by Mail	22
Mail Ballot	22
Total	22
7021136	
Poll Place	0
Vote by Mail	0
Mail Ballot	0
Total	0
7021138	
Poll Place	38
Vote by Mail	38
Mail Ballot	38
Total	38
7021139	
Poll Place	111
Vote by Mail	111
Mail Ballot	111
Total	111

Precinct	KIM MANGONE (DEM)		KEVIN MCCARTHY (REP)		Total Votes
7020266					
Poll Place	0		0		0
Vote by Mail	0		0		0
Mail Ballot	87	48.33%	93	51.67%	180
Total	87	48.33%	93	51.67%	180
7020267					
Poll Place	0		0		0
Vote by Mail	0		0		0
Mail Ballot	3	37.50%	5	62.50%	8
Total	3	37.50%	5	62.50%	8
7020281					
Poll Place	0		0		0
Vote by Mail	0		0		0
Mail Ballot	7	41.18%	10	58.82%	17
Total	7	41.18%	10	58.82%	17
7021136					
Poll Place	0		0		0
Vote by Mail	0		0		0
Mail Ballot	0		0		0
Total	0		0		0
7021138					
Poll Place	0		0		0
Vote by Mail	0		0		0
Mail Ballot	11	64.71%	6	35.29%	17
Total	11	64.71%	6	35.29%	17
7021139					
Poll Place	0		0		0
Vote by Mail	0		0		0
Mail Ballot	15	15.00%	85	85.00%	100
Total	15	15.00%	85	85.00%	100

Precinct	Registered Voters
7021222	
Poll Place	16
Vote by Mail	16
Mail Ballot	16
Total	16
7021230	
Poll Place	0
Vote by Mail	0
Mail Ballot	0
Total	0
7021257	
Poll Place	42
Vote by Mail	42
Mail Ballot	42
Total	42
7021261	
Poll Place	64
Vote by Mail	64
Mail Ballot	64
Total	64
7021276	
Poll Place	0
Vote by Mail	0
Mail Ballot	0
Total	0
7021279	
Poll Place	50
Vote by Mail	50
Mail Ballot	50
Total	50

Precinct	KIM MANGONE (DEM)		KEVIN MCCARTHY (REP)		Total Votes
7021222					
Poll Place	0		0		0
Vote by Mail	0		0		0
Mail Ballot	4	40.00%	6	60.00%	10
Total	4	40.00%	6	60.00%	10
7021230					
Poll Place	0		0		0
Vote by Mail	0		0		0
Mail Ballot	0		0		0
Total	0		0		0
7021257					
Poll Place	0		0		0
Vote by Mail	0		0		0
Mail Ballot	4	17.39%	19	82.61%	23
Total	4	17.39%	19	82.61%	23
7021261					
Poll Place	0		0		0
Vote by Mail	0		0		0
Mail Ballot	23	48.94%	24	51.06%	47
Total	23	48.94%	24	51.06%	47
7021276					
Poll Place	0		0		0
Vote by Mail	0		0		0
Mail Ballot	0		0		0
Total	0		0		0
7021279					
Poll Place	0		0		0
Vote by Mail	0		0		0
Mail Ballot	9	25.00%	27	75.00%	36
Total	9	25.00%	27	75.00%	36

Precinct	Registered Voters
7021301	
Poll Place	136
Vote by Mail	136
Mail Ballot	136
Total	136
7021304	
Poll Place	114
Vote by Mail	114
Mail Ballot	114
Total	114
7021381	
Poll Place	0
Vote by Mail	0
Mail Ballot	0
Total	0
7021493	
Poll Place	0
Vote by Mail	0
Mail Ballot	0
Total	0
7021494	
Poll Place	0
Vote by Mail	0
Mail Ballot	0
Total	0
7021514	
Poll Place	255
Vote by Mail	255
Mail Ballot	255
Total	255

Precinct	KIM MANGONE (DEM)		KEVIN MCCARTHY (REP)		Total Votes
7021301					
Poll Place	0		0		0
Vote by Mail	0		0		0
Mail Ballot	31	31.31%	68	68.69%	99
Total	31	31.31%	68	68.69%	99
7021304					
Poll Place	0		0		0
Vote by Mail	0		0		0
Mail Ballot	21	29.17%	51	70.83%	72
Total	21	29.17%	51	70.83%	72
7021381					
Poll Place	0		0		0
Vote by Mail	0		0		0
Mail Ballot	0		0		0
Total	0		0		0
7021493					
Poll Place	0		0		0
Vote by Mail	0		0		0
Mail Ballot	0		0		0
Total	0		0		0
7021494					
Poll Place	0		0		0
Vote by Mail	0		0		0
Mail Ballot	0		0		0
Total	0		0		0
7021514					
Poll Place	0		0		0
Vote by Mail	0		0		0
Mail Ballot	36	17.56%	169	82.44%	205
Total	36	17.56%	169	82.44%	205

Precinct	Registered Voters
7021637	
Poll Place	8
Vote by Mail	8
Mail Ballot	8
Total	8
7021879	
Poll Place	0
Vote by Mail	0
Mail Ballot	0
Total	0
7021905	
Poll Place	2
Vote by Mail	2
Mail Ballot	2
Total	2
7021923	
Poll Place	123
Vote by Mail	123
Mail Ballot	123
Total	123
7021924	
Poll Place	227
Vote by Mail	227
Mail Ballot	227
Total	227
7021925	
Poll Place	177
Vote by Mail	177
Mail Ballot	177
Total	177

Precinct	KIM MANGONE (DEM)		KEVIN MCCARTHY (REP)		Total Votes
7021637					
Poll Place	0		0		0
Vote by Mail	0		0		0
Mail Ballot	4	50.00%	4	50.00%	8
Total	4	50.00%	4	50.00%	8
7021879					
Poll Place	0		0		0
Vote by Mail	0		0		0
Mail Ballot	0		0		0
Total	0		0		0
7021905					
Poll Place	0		0		0
Vote by Mail	0		0		0
Mail Ballot	1	100.00%	0	0.00%	1
Total	1	100.00%	0	0.00%	1
7021923					
Poll Place	0		0		0
Vote by Mail	0		0		0
Mail Ballot	27	28.13%	69	71.88%	96
Total	27	28.13%	69	71.88%	96
7021924					
Poll Place	0		0		0
Vote by Mail	0		0		0
Mail Ballot	31	17.13%	150	82.87%	181
Total	31	17.13%	150	82.87%	181
7021925					
Poll Place	0		0		0
Vote by Mail	0		0		0
Mail Ballot	38	26.76%	104	73.24%	142
Total	38	26.76%	104	73.24%	142

Precinct	Registered Voters
7021927	
Poll Place	0
Vote by Mail	0
Mail Ballot	0
Total	0
7022001	
Poll Place	47
Vote by Mail	47
Mail Ballot	47
Total	47
7022205	
Poll Place	254
Vote by Mail	254
Mail Ballot	254
Total	254
7022007	
Poll Place	121
Vote by Mail	121
Mail Ballot	121
Total	121
7022013	
Poll Place	119
Vote by Mail	119
Mail Ballot	119
Total	119
7022014	
Poll Place	355
Vote by Mail	355
Mail Ballot	355
Total	355

Precinct	KIM MANGONE (DEM)		KEVIN MCCARTHY (REP)		Total Votes
7021927					
Poll Place	0		0		0
Vote by Mail	0		0		0
Mail Ballot	0		0		0
Total	0		0		0
7022001					
Poll Place	0		0		0
Vote by Mail	0		0		0
Mail Ballot	15	78.95%	4	21.05%	19
Total	15	78.95%	4	21.05%	19
7022205					
Poll Place	0		0		0
Vote by Mail	0		0		0
Mail Ballot	62	27.80%	161	72.20%	223
Total	62	27.80%	161	72.20%	223
7022007					
Poll Place	0		0		0
Vote by Mail	0		0		0
Mail Ballot	43	55.13%	35	44.87%	78
Total	43	55.13%	35	44.87%	78
7022013					
Poll Place	0		0		0
Vote by Mail	0		0		0
Mail Ballot	33	50.77%	32	49.23%	65
Total	33	50.77%	32	49.23%	65
7022014					
Poll Place	0		0		0
Vote by Mail	0		0		0
Mail Ballot	130	45.61%	155	54.39%	285
Total	130	45.61%	155	54.39%	285

Precinct	Registered Voters
7022015	
Poll Place	500
Vote by Mail	500
Mail Ballot	500
Total	500
7022217	
Poll Place	0
Vote by Mail	0
Mail Ballot	0
Total	0
7022234	
Poll Place	22
Vote by Mail	22
Mail Ballot	22
Total	22
7022454	
Poll Place	247
Vote by Mail	247
Mail Ballot	247
Total	247
7022456	
Poll Place	2
Vote by Mail	2
Mail Ballot	2
Total	2
7022473	
Poll Place	1
Vote by Mail	1
Mail Ballot	1
Total	1

Precinct	KIM MANGONE (DEM)		KEVIN MCCARTHY (REP)		Total Votes
7022015					
Poll Place	0		0		0
Vote by Mail	0		0		0
Mail Ballot	163	42.78%	218	57.22%	381
Total	163	42.78%	218	57.22%	381
7022217					
Poll Place	0		0		0
Vote by Mail	0		0		0
Mail Ballot	0		0		0
Total	0		0		0
7022234					
Poll Place	0		0		0
Vote by Mail	0		0		0
Mail Ballot	2	12.50%	14	87.50%	16
Total	2	12.50%	14	87.50%	16
7022454					
Poll Place	0		0		0
Vote by Mail	0		0		0
Mail Ballot	61	40.13%	91	59.87%	152
Total	61	40.13%	91	59.87%	152
7022456					
Poll Place	0		0		0
Vote by Mail	0		0		0
Mail Ballot	2	100.00%	0	0.00%	2
Total	2	100.00%	0	0.00%	2
7022473					
Poll Place	0		0		0
Vote by Mail	0		0		0
Mail Ballot	1	100.00%	0	0.00%	1
Total	1	100.00%	0	0.00%	1

Precinct	Registered Voters
7022658	
Poll Place	8
Vote by Mail	8
Mail Ballot	8
Total	8
7022768	
Poll Place	0
Vote by Mail	0
Mail Ballot	0
Total	0
7022791	
Poll Place	100
Vote by Mail	100
Mail Ballot	100
Total	100
7023016	
Poll Place	0
Vote by Mail	0
Mail Ballot	0
Total	0
7023018	
Poll Place	0
Vote by Mail	0
Mail Ballot	0
Total	0
7023019	
Poll Place	0
Vote by Mail	0
Mail Ballot	0
Total	0

Precinct	KIM MANGONE (DEM)		KEVIN MCCARTHY (REP)		Total Votes
7022658					
Poll Place	0		0		0
Vote by Mail	0		0		0
Mail Ballot	0	0.00%	6	100.00%	6
Total	0	0.00%	6	100.00%	6
7022768					
Poll Place	0		0		0
Vote by Mail	0		0		0
Mail Ballot	0		0		0
Total	0		0		0
7022791					
Poll Place	0		0		0
Vote by Mail	0		0		0
Mail Ballot	28	35.90%	50	64.10%	78
Total	28	35.90%	50	64.10%	78
7023016					
Poll Place	0		0		0
Vote by Mail	0		0		0
Mail Ballot	0		0		0
Total	0		0		0
7023018					
Poll Place	0		0		0
Vote by Mail	0		0		0
Mail Ballot	0		0		0
Total	0		0		0
7023019					
Poll Place	0		0		0
Vote by Mail	0		0		0
Mail Ballot	0		0		0
Total	0		0		0

Precinct	Registered Voters
7023024	
Poll Place	138
Vote by Mail	138
Mail Ballot	138
Total	138
7023037	
Poll Place	40
Vote by Mail	40
Mail Ballot	40
Total	40
7023082	
Poll Place	194
Vote by Mail	194
Mail Ballot	194
Total	194
7023084	
Poll Place	0
Vote by Mail	0
Mail Ballot	0
Total	0
7023148	
Poll Place	12
Vote by Mail	12
Mail Ballot	12
Total	12
7023198	
Poll Place	15
Vote by Mail	15
Mail Ballot	15
Total	15

Precinct	KIM MANGONE (DEM)		KEVIN MCCARTHY (REP)		Total Votes
7023024					
Poll Place	0		0		0
Vote by Mail	0		0		0
Mail Ballot	25	26.88%	68	73.12%	93
Total	25	26.88%	68	73.12%	93
7023037					
Poll Place	0		0		0
Vote by Mail	0		0		0
Mail Ballot	7	30.43%	16	69.57%	23
Total	7	30.43%	16	69.57%	23
7023082					
Poll Place	0		0		0
Vote by Mail	0		0		0
Mail Ballot	32	24.81%	97	75.19%	129
Total	32	24.81%	97	75.19%	129
7023084					
Poll Place	0		0		0
Vote by Mail	0		0		0
Mail Ballot	0		0		0
Total	0		0		0
7023148					
Poll Place	0		0		0
Vote by Mail	0		0		0
Mail Ballot	1	8.33%	11	91.67%	12
Total	1	8.33%	11	91.67%	12
7023198					
Poll Place	0		0		0
Vote by Mail	0		0		0
Mail Ballot	6	54.55%	5	45.45%	11
Total	6	54.55%	5	45.45%	11

Precinct	Registered Voters
7023201	
Poll Place	4
Vote by Mail	4
Mail Ballot	4
Total	4
7023221	
Poll Place	0
Vote by Mail	0
Mail Ballot	0
Total	0
7023303	
Poll Place	0
Vote by Mail	0
Mail Ballot	0
Total	0
7023395	
Poll Place	0
Vote by Mail	0
Mail Ballot	0
Total	0
7023469	
Poll Place	1
Vote by Mail	1
Mail Ballot	1
Total	1
7023476	
Poll Place	256
Vote by Mail	256
Mail Ballot	256
Total	256

Precinct	KIM MANGONE (DEM)		KEVIN MCCARTHY (REP)		Total Votes
7023201					
Poll Place	0		0		0
Vote by Mail	0		0		0
Mail Ballot	0	0.00%	2	100.00%	2
Total	0	0.00%	2	100.00%	2
7023221					
Poll Place	0		0		0
Vote by Mail	0		0		0
Mail Ballot	0		0		0
Total	0		0		0
7023303					
Poll Place	0		0		0
Vote by Mail	0		0		0
Mail Ballot	0		0		0
Total	0		0		0
7023395					
Poll Place	0		0		0
Vote by Mail	0		0		0
Mail Ballot	0		0		0
Total	0		0		0
7023469					
Poll Place	0		0		0
Vote by Mail	0		0		0
Mail Ballot	0		0		0
Total	0		0		0
7023476					
Poll Place	0		0		0
Vote by Mail	0		0		0
Mail Ballot	50	21.74%	180	78.26%	230
Total	50	21.74%	180	78.26%	230

Precinct	Registered Voters
7023500	
Poll Place	206
Vote by Mail	206
Mail Ballot	206
Total	206
7023505	
Poll Place	2
Vote by Mail	2
Mail Ballot	2
Total	2
7023590	
Poll Place	0
Vote by Mail	0
Mail Ballot	0
Total	0
7023604	
Poll Place	0
Vote by Mail	0
Mail Ballot	0
Total	0
7023606	
Poll Place	0
Vote by Mail	0
Mail Ballot	0
Total	0
7023610	
Poll Place	233
Vote by Mail	233
Mail Ballot	233
Total	233

Precinct	KIM MANGONE (DEM)		KEVIN MCCARTHY (REP)		Total Votes
7023500					
Poll Place	0		0		0
Vote by Mail	0		0		0
Mail Ballot	33	18.75%	143	81.25%	176
Total	33	18.75%	143	81.25%	176
7023505					
Poll Place	0		0		0
Vote by Mail	0		0		0
Mail Ballot	0	0.00%	1	100.00%	1
Total	0	0.00%	1	100.00%	1
7023590					
Poll Place	0		0		0
Vote by Mail	0		0		0
Mail Ballot	0		0		0
Total	0		0		0
7023604					
Poll Place	0		0		0
Vote by Mail	0		0		0
Mail Ballot	0		0		0
Total	0		0		0
7023606					
Poll Place	0		0		0
Vote by Mail	0		0		0
Mail Ballot	0		0		0
Total	0		0		0
7023610					
Poll Place	0		0		0
Vote by Mail	0		0		0
Mail Ballot	60	35.09%	111	64.91%	171
Total	60	35.09%	111	64.91%	171

Precinct	Registered Voters
7023766	
Poll Place	1
Vote by Mail	1
Mail Ballot	1
Total	1
7025274	
Poll Place	0
Vote by Mail	0
Mail Ballot	0
Total	0
7025275	
Poll Place	0
Vote by Mail	0
Mail Ballot	0
Total	0
7025280	
Poll Place	174
Vote by Mail	174
Mail Ballot	174
Total	174
7030083	
Poll Place	262
Vote by Mail	262
Mail Ballot	262
Total	262
7030303	
Poll Place	294
Vote by Mail	294
Mail Ballot	294
Total	294

Precinct	KIM MANGONE (DEM)		KEVIN MCCARTHY (REP)		Total Votes
7023766					
Poll Place	0		0		0
Vote by Mail	0		0		0
Mail Ballot	0	0.00%	1	100.00%	1
Total	0	0.00%	1	100.00%	1
7025274					
Poll Place	0		0		0
Vote by Mail	0		0		0
Mail Ballot	0		0		0
Total	0		0		0
7025275					
Poll Place	0		0		0
Vote by Mail	0		0		0
Mail Ballot	0		0		0
Total	0		0		0
7025280					
Poll Place	0		0		0
Vote by Mail	0		0		0
Mail Ballot	82	60.29%	54	39.71%	136
Total	82	60.29%	54	39.71%	136
7030083					
Poll Place	0		0		0
Vote by Mail	0		0		0
Mail Ballot	46	24.34%	143	75.66%	189
Total	46	24.34%	143	75.66%	189
7030303					
Poll Place	0		0		0
Vote by Mail	0		0		0
Mail Ballot	72	29.63%	171	70.37%	243
Total	72	29.63%	171	70.37%	243

Precinct	Registered Voters
7030324	
Poll Place	173
Vote by Mail	173
Mail Ballot	173
Total	173
7030327	
Poll Place	44
Vote by Mail	44
Mail Ballot	44
Total	44
7030329	
Poll Place	0
Vote by Mail	0
Mail Ballot	0
Total	0
7030330	
Poll Place	140
Vote by Mail	140
Mail Ballot	140
Total	140
7030331	
Poll Place	95
Vote by Mail	95
Mail Ballot	95
Total	95
7030336	
Poll Place	0
Vote by Mail	0
Mail Ballot	0
Total	0

Precinct	KIM MANGONE (DEM)		KEVIN MCCARTHY (REP)		Total Votes
7030324					
Poll Place	0		0		0
Vote by Mail	0		0		0
Mail Ballot	51	60.71%	33	39.29%	84
Total	51	60.71%	33	39.29%	84
7030327					
Poll Place	0		0		0
Vote by Mail	0		0		0
Mail Ballot	5	12.50%	35	87.50%	40
Total	5	12.50%	35	87.50%	40
7030329					
Poll Place	0		0		0
Vote by Mail	0		0		0
Mail Ballot	0		0		0
Total	0		0		0
7030330					
Poll Place	0		0		0
Vote by Mail	0		0		0
Mail Ballot	16	17.20%	77	82.80%	93
Total	16	17.20%	77	82.80%	93
7030331					
Poll Place	0		0		0
Vote by Mail	0		0		0
Mail Ballot	37	63.79%	21	36.21%	58
Total	37	63.79%	21	36.21%	58
7030336					
Poll Place	0		0		0
Vote by Mail	0		0		0
Mail Ballot	0		0		0
Total	0		0		0

Precinct	Registered Voters
7030343	
Poll Place	91
Vote by Mail	91
Mail Ballot	91
Total	91
7030344	
Poll Place	335
Vote by Mail	335
Mail Ballot	335
Total	335
7030357	
Poll Place	0
Vote by Mail	0
Mail Ballot	0
Total	0
7030371	
Poll Place	282
Vote by Mail	282
Mail Ballot	282
Total	282
7030372	
Poll Place	206
Vote by Mail	206
Mail Ballot	206
Total	206
7030395	
Poll Place	1
Vote by Mail	1
Mail Ballot	1
Total	1

Precinct	KIM MANGONE (DEM)		KEVIN MCCARTHY (REP)		Total Votes
7030343					
Poll Place	0		0		0
Vote by Mail	0		0		0
Mail Ballot	22	48.89%	23	51.11%	45
Total	22	48.89%	23	51.11%	45
7030344					
Poll Place	0		0		0
Vote by Mail	0		0		0
Mail Ballot	104	59.09%	72	40.91%	176
Total	104	59.09%	72	40.91%	176
7030357					
Poll Place	0		0		0
Vote by Mail	0		0		0
Mail Ballot	0		0		0
Total	0		0		0
7030371					
Poll Place	0		0		0
Vote by Mail	0		0		0
Mail Ballot	96	56.80%	73	43.20%	169
Total	96	56.80%	73	43.20%	169
7030372					
Poll Place	0		0		0
Vote by Mail	0		0		0
Mail Ballot	35	19.55%	144	80.45%	179
Total	35	19.55%	144	80.45%	179
7030395					
Poll Place	0		0		0
Vote by Mail	0		0		0
Mail Ballot	0	0.00%	1	100.00%	1
Total	0	0.00%	1	100.00%	1

Precinct	Registered Voters
7031217	
Poll Place	89
Vote by Mail	89
Mail Ballot	89
Total	89
7031665	
Poll Place	247
Vote by Mail	247
Mail Ballot	247
Total	247
7031740	
Poll Place	127
Vote by Mail	127
Mail Ballot	127
Total	127
7032213	
Poll Place	15
Vote by Mail	15
Mail Ballot	15
Total	15
7032239	
Poll Place	0
Vote by Mail	0
Mail Ballot	0
Total	0
7032253	
Poll Place	50
Vote by Mail	50
Mail Ballot	50
Total	50

Precinct	KIM MANGONE (DEM)		KEVIN MCCARTHY (REP)		Total Votes
7031217					
Poll Place	0		0		0
Vote by Mail	0		0		0
Mail Ballot	18	29.51%	43	70.49%	61
Total	18	29.51%	43	70.49%	61
7031665					
Poll Place	0		0		0
Vote by Mail	0		0		0
Mail Ballot	34	21.79%	122	78.21%	156
Total	34	21.79%	122	78.21%	156
7031740					
Poll Place	0		0		0
Vote by Mail	0		0		0
Mail Ballot	19	24.36%	59	75.64%	78
Total	19	24.36%	59	75.64%	78
7032213					
Poll Place	0		0		0
Vote by Mail	0		0		0
Mail Ballot	0	0.00%	11	100.00%	11
Total	0	0.00%	11	100.00%	11
7032239					
Poll Place	0		0		0
Vote by Mail	0		0		0
Mail Ballot	0		0		0
Total	0		0		0
7032253					
Poll Place	0		0		0
Vote by Mail	0		0		0
Mail Ballot	14	51.85%	13	48.15%	27
Total	14	51.85%	13	48.15%	27

Precinct	Registered Voters
7032381	
Poll Place	52
Vote by Mail	52
Mail Ballot	52
Total	52
7032493	
Poll Place	0
Vote by Mail	0
Mail Ballot	0
Total	0
7032752	
Poll Place	80
Vote by Mail	80
Mail Ballot	80
Total	80
7033210	
Poll Place	306
Vote by Mail	306
Mail Ballot	306
Total	306
7033499	
Poll Place	121
Vote by Mail	121
Mail Ballot	121
Total	121
7035600	
Poll Place	101
Vote by Mail	101
Mail Ballot	101
Total	101

Precinct	KIM MANGONE (DEM)		KEVIN MCCARTHY (REP)		Total Votes
7032381					
Poll Place	0		0		0
Vote by Mail	0		0		0
Mail Ballot	9	27.27%	24	72.73%	33
Total	9	27.27%	24	72.73%	33
7032493					
Poll Place	0		0		0
Vote by Mail	0		0		0
Mail Ballot	0		0		0
Total	0		0		0
7032752					
Poll Place	0		0		0
Vote by Mail	0		0		0
Mail Ballot	13	20.00%	52	80.00%	65
Total	13	20.00%	52	80.00%	65
7033210					
Poll Place	0		0		0
Vote by Mail	0		0		0
Mail Ballot	47	21.56%	171	78.44%	218
Total	47	21.56%	171	78.44%	218
7033499					
Poll Place	0		0		0
Vote by Mail	0		0		0
Mail Ballot	13	20.97%	49	79.03%	62
Total	13	20.97%	49	79.03%	62
7035600					
Poll Place	0		0		0
Vote by Mail	0		0		0
Mail Ballot	36	41.86%	50	58.14%	86
Total	36	41.86%	50	58.14%	86

Precinct	Registered Voters
7035639	
Poll Place	67
Vote by Mail	67
Mail Ballot	67
Total	67
7035662	
Poll Place	485
Vote by Mail	485
Mail Ballot	485
Total	485
7035663	
Poll Place	19
Vote by Mail	19
Mail Ballot	19
Total	19
7035670	
Poll Place	0
Vote by Mail	0
Mail Ballot	0
Total	0
7035683	
Poll Place	0
Vote by Mail	0
Mail Ballot	0
Total	0
7035685	
Poll Place	38
Vote by Mail	38
Mail Ballot	38
Total	38

Precinct	KIM MANGONE (DEM)		KEVIN MCCARTHY (REP)		Total Votes
7035639					
Poll Place	0		0		0
Vote by Mail	0		0		0
Mail Ballot	19	31.67%	41	68.33%	60
Total	19	31.67%	41	68.33%	60
7035662					
Poll Place	0		0		0
Vote by Mail	0		0		0
Mail Ballot	116	30.93%	259	69.07%	375
Total	116	30.93%	259	69.07%	375
7035663					
Poll Place	0		0		0
Vote by Mail	0		0		0
Mail Ballot	4	33.33%	8	66.67%	12
Total	4	33.33%	8	66.67%	12
7035670					
Poll Place	0		0		0
Vote by Mail	0		0		0
Mail Ballot	0		0		0
Total	0		0		0
7035683					
Poll Place	0		0		0
Vote by Mail	0		0		0
Mail Ballot	0		0		0
Total	0		0		0
7035685					
Poll Place	0		0		0
Vote by Mail	0		0		0
Mail Ballot	11	100.00%	0	0.00%	11
Total	11	100.00%	0	0.00%	11

Precinct	Registered Voters
7035687	
Poll Place	0
Vote by Mail	0
Mail Ballot	0
Total	0
7035692	
Poll Place	0
Vote by Mail	0
Mail Ballot	0
Total	0
7040144	
Poll Place	56
Vote by Mail	56
Mail Ballot	56
Total	56
7040413	
Poll Place	210
Vote by Mail	210
Mail Ballot	210
Total	210
7040437	
Poll Place	2
Vote by Mail	2
Mail Ballot	2
Total	2
7040438	
Poll Place	0
Vote by Mail	0
Mail Ballot	0
Total	0

Precinct	KIM MANGONE (DEM)		KEVIN MCCARTHY (REP)		Total Votes
7035687					
Poll Place	0		0		0
Vote by Mail	0		0		0
Mail Ballot	0		0		0
Total	0		0		0
7035692					
Poll Place	0		0		0
Vote by Mail	0		0		0
Mail Ballot	0		0		0
Total	0		0		0
7040144					
Poll Place	0		0		0
Vote by Mail	0		0		0
Mail Ballot	18	40.91%	26	59.09%	44
Total	18	40.91%	26	59.09%	44
7040413					
Poll Place	0		0		0
Vote by Mail	0		0		0
Mail Ballot	42	22.95%	141	77.05%	183
Total	42	22.95%	141	77.05%	183
7040437					
Poll Place	0		0		0
Vote by Mail	0		0		0
Mail Ballot	0	0.00%	2	100.00%	2
Total	0	0.00%	2	100.00%	2
7040438					
Poll Place	0		0		0
Vote by Mail	0		0		0
Mail Ballot	0		0		0
Total	0		0		0

Precinct	Registered Voters
7040439	
Poll Place	257
Vote by Mail	257
Mail Ballot	257
Total	257
7040472	
Poll Place	453
Vote by Mail	453
Mail Ballot	453
Total	453
7040478	
Poll Place	489
Vote by Mail	489
Mail Ballot	489
Total	489
7040492	
Poll Place	0
Vote by Mail	0
Mail Ballot	0
Total	0
7041139	
Poll Place	22
Vote by Mail	22
Mail Ballot	22
Total	22
7041143	
Poll Place	66
Vote by Mail	66
Mail Ballot	66
Total	66

Precinct	KIM MANGONE (DEM)		KEVIN MCCARTHY (REP)		Total Votes
7040439					
Poll Place	0		0		0
Vote by Mail	0		0		0
Mail Ballot	83	37.56%	138	62.44%	221
Total	83	37.56%	138	62.44%	221
7040472					
Poll Place	0		0		0
Vote by Mail	0		0		0
Mail Ballot	145	43.54%	188	56.46%	333
Total	145	43.54%	188	56.46%	333
7040478					
Poll Place	0		0		0
Vote by Mail	0		0		0
Mail Ballot	167	38.48%	267	61.52%	434
Total	167	38.48%	267	61.52%	434
7040492					
Poll Place	0		0		0
Vote by Mail	0		0		0
Mail Ballot	0		0		0
Total	0		0		0
7041139					
Poll Place	0		0		0
Vote by Mail	0		0		0
Mail Ballot	0	0.00%	18	100.00%	18
Total	0	0.00%	18	100.00%	18
7041143					
Poll Place	0		0		0
Vote by Mail	0		0		0
Mail Ballot	12	24.49%	37	75.51%	49
Total	12	24.49%	37	75.51%	49

Precinct	Registered Voters
7041149	
Poll Place	99
Vote by Mail	99
Mail Ballot	99
Total	99
7041160	
Poll Place	4
Vote by Mail	4
Mail Ballot	4
Total	4
7041476	
Poll Place	21
Vote by Mail	21
Mail Ballot	21
Total	21
7041495	
Poll Place	216
Vote by Mail	216
Mail Ballot	216
Total	216
7041496	
Poll Place	12
Vote by Mail	12
Mail Ballot	12
Total	12
7041505	
Poll Place	86
Vote by Mail	86
Mail Ballot	86
Total	86

Precinct	KIM MANGONE (DEM)		KEVIN MCCARTHY (REP)		Total Votes
7041149					
Poll Place	0		0		0
Vote by Mail	0		0		0
Mail Ballot	5	8.47%	54	91.53%	59
Total	5	8.47%	54	91.53%	59
7041160					
Poll Place	0		0		0
Vote by Mail	0		0		0
Mail Ballot	0	0.00%	4	100.00%	4
Total	0	0.00%	4	100.00%	4
7041476					
Poll Place	0		0		0
Vote by Mail	0		0		0
Mail Ballot	6	37.50%	10	62.50%	16
Total	6	37.50%	10	62.50%	16
7041495					
Poll Place	0		0		0
Vote by Mail	0		0		0
Mail Ballot	79	43.17%	104	56.83%	183
Total	79	43.17%	104	56.83%	183
7041496					
Poll Place	0		0		0
Vote by Mail	0		0		0
Mail Ballot	1	11.11%	8	88.89%	9
Total	1	11.11%	8	88.89%	9
7041505					
Poll Place	0		0		0
Vote by Mail	0		0		0
Mail Ballot	10	13.16%	66	86.84%	76
Total	10	13.16%	66	86.84%	76

Precinct	Registered Voters
7041507	
Poll Place	0
Vote by Mail	0
Mail Ballot	0
Total	0
7041665	
Poll Place	76
Vote by Mail	76
Mail Ballot	76
Total	76
7041769	
Poll Place	240
Vote by Mail	240
Mail Ballot	240
Total	240
7041914	
Poll Place	236
Vote by Mail	236
Mail Ballot	236
Total	236
7042223	
Poll Place	5
Vote by Mail	5
Mail Ballot	5
Total	5
7042427	
Poll Place	44
Vote by Mail	44
Mail Ballot	44
Total	44

Precinct	KIM MANGONE (DEM)		KEVIN MCCARTHY (REP)		Total Votes
7041507					
Poll Place	0		0		0
Vote by Mail	0		0		0
Mail Ballot	0		0		0
Total	0		0		0
7041665					
Poll Place	0		0		0
Vote by Mail	0		0		0
Mail Ballot	17	25.00%	51	75.00%	68
Total	17	25.00%	51	75.00%	68
7041769					
Poll Place	0		0		0
Vote by Mail	0		0		0
Mail Ballot	12	6.98%	160	93.02%	172
Total	12	6.98%	160	93.02%	172
7041914					
Poll Place	0		0		0
Vote by Mail	0		0		0
Mail Ballot	34	16.92%	167	83.08%	201
Total	34	16.92%	167	83.08%	201
7042223					
Poll Place	0		0		0
Vote by Mail	0		0		0
Mail Ballot	0	0.00%	3	100.00%	3
Total	0	0.00%	3	100.00%	3
7042427					
Poll Place	0		0		0
Vote by Mail	0		0		0
Mail Ballot	10	34.48%	19	65.52%	29
Total	10	34.48%	19	65.52%	29

Precinct	Registered Voters
7042441	
Poll Place	0
Vote by Mail	0
Mail Ballot	0
Total	0
7042517	
Poll Place	6
Vote by Mail	6
Mail Ballot	6
Total	6
7042521	
Poll Place	32
Vote by Mail	32
Mail Ballot	32
Total	32
7042785	
Poll Place	0
Vote by Mail	0
Mail Ballot	0
Total	0
7042789	
Poll Place	0
Vote by Mail	0
Mail Ballot	0
Total	0
7043044	
Poll Place	4
Vote by Mail	4
Mail Ballot	4
Total	4

Precinct	KIM MANGONE (DEM)		KEVIN MCCARTHY (REP)		Total Votes
7042441					
Poll Place	0		0		0
Vote by Mail	0		0		0
Mail Ballot	0		0		0
Total	0		0		0
7042517					
Poll Place	0		0		0
Vote by Mail	0		0		0
Mail Ballot	0	0.00%	4	100.00%	4
Total	0	0.00%	4	100.00%	4
7042521					
Poll Place	0		0		0
Vote by Mail	0		0		0
Mail Ballot	3	14.29%	18	85.71%	21
Total	3	14.29%	18	85.71%	21
7042785					
Poll Place	0		0		0
Vote by Mail	0		0		0
Mail Ballot	0		0		0
Total	0		0		0
7042789					
Poll Place	0		0		0
Vote by Mail	0		0		0
Mail Ballot	0		0		0
Total	0		0		0
7043044					
Poll Place	0		0		0
Vote by Mail	0		0		0
Mail Ballot	1	50.00%	1	50.00%	2
Total	1	50.00%	1	50.00%	2

Precinct	Registered Voters
7044116	
Poll Place	18
Vote by Mail	18
Mail Ballot	18
Total	18
7044120	
Poll Place	314
Vote by Mail	314
Mail Ballot	314
Total	314
7044123	
Poll Place	683
Vote by Mail	683
Mail Ballot	683
Total	683
7044133	
Poll Place	0
Vote by Mail	0
Mail Ballot	0
Total	0
7050537	
Poll Place	276
Vote by Mail	276
Mail Ballot	276
Total	276
7050540	
Poll Place	81
Vote by Mail	81
Mail Ballot	81
Total	81

Precinct	KIM MANGONE (DEM)		KEVIN MCCARTHY (REP)		Total Votes
7044116					
Poll Place	0		0		0
Vote by Mail	0		0		0
Mail Ballot	0	0.00%	15	100.00%	15
Total	0	0.00%	15	100.00%	15
7044120					
Poll Place	0		0		0
Vote by Mail	0		0		0
Mail Ballot	95	35.06%	176	64.94%	271
Total	95	35.06%	176	64.94%	271
7044123					
Poll Place	0		0		0
Vote by Mail	0		0		0
Mail Ballot	228	40.57%	334	59.43%	562
Total	228	40.57%	334	59.43%	562
7044133					
Poll Place	0		0		0
Vote by Mail	0		0		0
Mail Ballot	0		0		0
Total	0		0		0
7050537					
Poll Place	0		0		0
Vote by Mail	0		0		0
Mail Ballot	116	70.73%	48	29.27%	164
Total	116	70.73%	48	29.27%	164
7050540					
Poll Place	0		0		0
Vote by Mail	0		0		0
Mail Ballot	23	69.70%	10	30.30%	33
Total	23	69.70%	10	30.30%	33

Precinct	Registered Voters
7050557	
Poll Place	75
Vote by Mail	75
Mail Ballot	75
Total	75
7050566	
Poll Place	0
Vote by Mail	0
Mail Ballot	0
Total	0
7050597	
Poll Place	3
Vote by Mail	3
Mail Ballot	3
Total	3
7050730	
Poll Place	8
Vote by Mail	8
Mail Ballot	8
Total	8
7050732	
Poll Place	74
Vote by Mail	74
Mail Ballot	74
Total	74
7050734	
Poll Place	161
Vote by Mail	161
Mail Ballot	161
Total	161

Precinct	KIM MANGONE (DEM)		KEVIN MCCARTHY (REP)		Total Votes
7050557					
Poll Place	0		0		0
Vote by Mail	0		0		0
Mail Ballot	27	64.29%	15	35.71%	42
Total	27	64.29%	15	35.71%	42
7050566					
Poll Place	0		0		0
Vote by Mail	0		0		0
Mail Ballot	0		0		0
Total	0		0		0
7050597					
Poll Place	0		0		0
Vote by Mail	0		0		0
Mail Ballot	0	0.00%	2	100.00%	2
Total	0	0.00%	2	100.00%	2
7050730					
Poll Place	0		0		0
Vote by Mail	0		0		0
Mail Ballot	0	0.00%	2	100.00%	2
Total	0	0.00%	2	100.00%	2
7050732					
Poll Place	0		0		0
Vote by Mail	0		0		0
Mail Ballot	21	47.73%	23	52.27%	44
Total	21	47.73%	23	52.27%	44
7050734					
Poll Place	0		0		0
Vote by Mail	0		0		0
Mail Ballot	51	59.30%	35	40.70%	86
Total	51	59.30%	35	40.70%	86

Precinct	Registered Voters
7050748	
Poll Place	111
Vote by Mail	111
Mail Ballot	111
Total	111
7050749	
Poll Place	141
Vote by Mail	141
Mail Ballot	141
Total	141
7050760	
Poll Place	0
Vote by Mail	0
Mail Ballot	0
Total	0
7051779	
Poll Place	0
Vote by Mail	0
Mail Ballot	0
Total	0
7052140	
Poll Place	203
Vote by Mail	203
Mail Ballot	203
Total	203
7052142	
Poll Place	9
Vote by Mail	9
Mail Ballot	9
Total	9

Precinct	KIM MANGONE (DEM)		KEVIN MCCARTHY (REP)		Total Votes
7050748					
Poll Place	0		0		0
Vote by Mail	0		0		0
Mail Ballot	31	64.58%	17	35.42%	48
Total	31	64.58%	17	35.42%	48
7050749					
Poll Place	0		0		0
Vote by Mail	0		0		0
Mail Ballot	43	55.13%	35	44.87%	78
Total	43	55.13%	35	44.87%	78
7050760					
Poll Place	0		0		0
Vote by Mail	0		0		0
Mail Ballot	0		0		0
Total	0		0		0
7051779					
Poll Place	0		0		0
Vote by Mail	0		0		0
Mail Ballot	0		0		0
Total	0		0		0
7052140					
Poll Place	0		0		0
Vote by Mail	0		0		0
Mail Ballot	53	39.85%	80	60.15%	133
Total	53	39.85%	80	60.15%	133
7052142					
Poll Place	0		0		0
Vote by Mail	0		0		0
Mail Ballot	4	66.67%	2	33.33%	6
Total	4	66.67%	2	33.33%	6

Precinct	Registered Voters
7052143	
Poll Place	139
Vote by Mail	139
Mail Ballot	139
Total	139
7053765	
Poll Place	2
Vote by Mail	2
Mail Ballot	2
Total	2
Kern County - Total	317,458
Cumulative	
Cumulative	
Poll Place	0
Vote by Mail	0
Mail Ballot	0
Total	0
Cumulative - Total	0
County - Total	317,458

Precinct	KIM MANGONE (DEM)		KEVIN MCCARTHY (REP)		Total Votes
7052143					
Poll Place	0		0		0
Vote by Mail	0		0		0
Mail Ballot	36	41.38%	51	58.62%	87
Total	36	41.38%	51	58.62%	87
7053765					
Poll Place	0		0		0
Vote by Mail	0		0		0
Mail Ballot	1	50.00%	1	50.00%	2
Total	1	50.00%	1	50.00%	2
Kern County - Total	86,586	35.96%	154,218	64.04%	240,804
Cumulative					
Cumulative					
Poll Place	0		0		0
Vote by Mail	0		0		0
Mail Ballot	0		0		0
Total	0		0		0
Cumulative - Total	0		0		0
County - Total	86,586	35.96%	154,218	64.04%	240,804

Member of the Assembly 26th District (Vote for 1)

Precinct	Registered Voters
County	
Kern County	
0011155	
Poll Place	1,261
Vote by Mail	1,261
Mail Ballot	1,261
Total	1,261
0011190	
Poll Place	1,610
Vote by Mail	1,610
Mail Ballot	1,610
Total	1,610
0011725	
Poll Place	1,209
Vote by Mail	1,209
Mail Ballot	1,209
Total	1,209
0012171	
Poll Place	945
Vote by Mail	945
Mail Ballot	945
Total	945
0012173	
Poll Place	667
Vote by Mail	667
Mail Ballot	667
Total	667

Precinct	DREW PHELPS (DEM)		DEVON MATHIS (REP)		Total Votes
County					
Kern County					
0011155					
Poll Place	43	20.57%	166	79.43%	209
Vote by Mail	226	31.09%	501	68.91%	727
Mail Ballot	0		0		0
Total	269	28.74%	667	71.26%	936
0011190					
Poll Place	41	24.55%	126	75.45%	167
Vote by Mail	390	37.25%	657	62.75%	1,047
Mail Ballot	0		0		0
Total	431	35.50%	783	64.50%	1,214
0011725					
Poll Place	36	23.68%	116	76.32%	152
Vote by Mail	342	40.91%	494	59.09%	836
Mail Ballot	0		0		0
Total	378	38.26%	610	61.74%	988
0012171					
Poll Place	17	15.74%	91	84.26%	108
Vote by Mail	181	32.91%	369	67.09%	550
Mail Ballot	0		0		0
Total	198	30.09%	460	69.91%	658
0012173					
Poll Place	22	16.67%	110	83.33%	132
Vote by Mail	142	35.86%	254	64.14%	396
Mail Ballot	0		0		0
Total	164	31.06%	364	68.94%	528

Precinct	Registered Voters
0012505	
Poll Place	1,106
Vote by Mail	1,106
Mail Ballot	1,106
Total	1,106
0012996	
Poll Place	838
Vote by Mail	838
Mail Ballot	838
Total	838
0013194	
Poll Place	535
Vote by Mail	535
Mail Ballot	535
Total	535
7010015	
Poll Place	3
Vote by Mail	3
Mail Ballot	3
Total	3
7011208	
Poll Place	11
Vote by Mail	11
Mail Ballot	11
Total	11
7011382	
Poll Place	14
Vote by Mail	14
Mail Ballot	14
Total	14

Precinct	DREW PHELPS (DEM)		DEVON MATHIS (REP)		Total Votes
0012505					
Poll Place	30	18.75%	130	81.25%	160
Vote by Mail	207	28.67%	515	71.33%	722
Mail Ballot	0		0		0
Total	237	26.87%	645	73.13%	882
0012996					
Poll Place	26	24.76%	79	75.24%	105
Vote by Mail	280	47.62%	308	52.38%	588
Mail Ballot	0		0		0
Total	306	44.16%	387	55.84%	693
0013194					
Poll Place	11	16.92%	54	83.08%	65
Vote by Mail	142	40.80%	206	59.20%	348
Mail Ballot	0		0		0
Total	153	37.05%	260	62.95%	413
7010015					
Poll Place	0		0		0
Vote by Mail	0		0		0
Mail Ballot	0	0.00%	2	100.00%	2
Total	0	0.00%	2	100.00%	2
7011208					
Poll Place	0		0		0
Vote by Mail	0		0		0
Mail Ballot	3	50.00%	3	50.00%	6
Total	3	50.00%	3	50.00%	6
7011382					
Poll Place	0		0		0
Vote by Mail	0		0		0
Mail Ballot	0	0.00%	10	100.00%	10
Total	0	0.00%	10	100.00%	10

Precinct	Registered Voters
7011538	
Poll Place	176
Vote by Mail	176
Mail Ballot	176
Total	176
7011703	
Poll Place	96
Vote by Mail	96
Mail Ballot	96
Total	96
7011719	
Poll Place	250
Vote by Mail	250
Mail Ballot	250
Total	250
7011900	
Poll Place	133
Vote by Mail	133
Mail Ballot	133
Total	133
7011922	
Poll Place	208
Vote by Mail	208
Mail Ballot	208
Total	208
7011999	
Poll Place	141
Vote by Mail	141
Mail Ballot	141
Total	141

Precinct	DREW PHELPS (DEM)		DEVON MATHIS (REP)		Total Votes
7011538					
Poll Place	0		0		0
Vote by Mail	0		0		0
Mail Ballot	22	14.86%	126	85.14%	148
Total	22	14.86%	126	85.14%	148
7011703					
Poll Place	0		0		0
Vote by Mail	0		0		0
Mail Ballot	8	10.00%	72	90.00%	80
Total	8	10.00%	72	90.00%	80
7011719					
Poll Place	0		0		0
Vote by Mail	0		0		0
Mail Ballot	62	34.07%	120	65.93%	182
Total	62	34.07%	120	65.93%	182
7011900					
Poll Place	0		0		0
Vote by Mail	0		0		0
Mail Ballot	9	8.18%	101	91.82%	110
Total	9	8.18%	101	91.82%	110
7011922					
Poll Place	0		0		0
Vote by Mail	0		0		0
Mail Ballot	41	25.79%	118	74.21%	159
Total	41	25.79%	118	74.21%	159
7011999					
Poll Place	0		0		0
Vote by Mail	0		0		0
Mail Ballot	13	10.92%	106	89.08%	119
Total	13	10.92%	106	89.08%	119

Precinct	Registered Voters
7012013	
Poll Place	0
Vote by Mail	0
Mail Ballot	0
Total	0
7012160	
Poll Place	261
Vote by Mail	261
Mail Ballot	261
Total	261
7013507	
Poll Place	0
Vote by Mail	0
Mail Ballot	0
Total	0
7023221	
Poll Place	0
Vote by Mail	0
Mail Ballot	0
Total	0
7023505	
Poll Place	2
Vote by Mail	2
Mail Ballot	2
Total	2
Kern County - Total	9,466
Cumulative	
Cumulative	
Poll Place	0
Vote by Mail	0
Mail Ballot	0
Total	0

Precinct	DREW PHELPS (DEM)		DEVON MATHIS (REP)		Total Votes
7012013					
Poll Place	0		0		0
Vote by Mail	0		0		0
Mail Ballot	0		0		0
Total	0		0		0
7012160					
Poll Place	0		0		0
Vote by Mail	0		0		0
Mail Ballot	76	36.89%	130	63.11%	206
Total	76	36.89%	130	63.11%	206
7013507					
Poll Place	0		0		0
Vote by Mail	0		0		0
Mail Ballot	0		0		0
Total	0		0		0
7023221					
Poll Place	0		0		0
Vote by Mail	0		0		0
Mail Ballot	0		0		0
Total	0		0		0
7023505					
Poll Place	0		0		0
Vote by Mail	0		0		0
Mail Ballot	0		0		0
Total	0		0		0
Kern County - Total	2,370	32.32%	4,964	67.68%	7,334
Cumulative					
Cumulative					
Poll Place	0		0		0
Vote by Mail	0		0		0
Mail Ballot	0		0		0
Total	0		0		0

Precinct	Registered Voters
Cumulative - Total	0
County - Total	9,466

Precinct	DREW PHELPS (DEM)		DEVON MATHIS (REP)		Total Votes
Cumulative - Total	0		0		0
County - Total	2,370	32.32%	4,964	67.68%	7,334

Member of the Assembly 32nd District (Vote for 1)

Precinct	Registered Voters
County	
Kern County	
0011530	
Poll Place	929
Vote by Mail	929
Mail Ballot	929
Total	929
0011540	
Poll Place	1,054
Vote by Mail	1,054
Mail Ballot	1,054
Total	1,054
0011546	
Poll Place	1,123
Vote by Mail	1,123
Mail Ballot	1,123
Total	1,123
0011548	
Poll Place	1,615
Vote by Mail	1,615
Mail Ballot	1,615
Total	1,615
0011550	
Poll Place	1,408
Vote by Mail	1,408
Mail Ballot	1,408
Total	1,408

Precinct	TODD COTTA (REP)		RUDY SALAS (DEM)		Total Votes
County					
Kern County					
0011530					
Poll Place	15	18.07%	68	81.93%	83
Vote by Mail	58	12.66%	400	87.34%	458
Mail Ballot	0		0		0
Total	73	13.49%	468	86.51%	541
0011540					
Poll Place	19	26.03%	54	73.97%	73
Vote by Mail	104	20.08%	414	79.92%	518
Mail Ballot	0		0		0
Total	123	20.81%	468	79.19%	591
0011546					
Poll Place	26	29.21%	63	70.79%	89
Vote by Mail	105	18.32%	468	81.68%	573
Mail Ballot	0		0		0
Total	131	19.79%	531	80.21%	662
0011548					
Poll Place	37	33.94%	72	66.06%	109
Vote by Mail	272	25.40%	799	74.60%	1,071
Mail Ballot	0		0		0
Total	309	26.19%	871	73.81%	1,180
0011550					
Poll Place	28	33.33%	56	66.67%	84
Vote by Mail	176	20.73%	673	79.27%	849
Mail Ballot	0		0		0
Total	204	21.86%	729	78.14%	933

Precinct	Registered Voters
0011552	
Poll Place	1,346
Vote by Mail	1,346
Mail Ballot	1,346
Total	1,346
0011554	
Poll Place	1,660
Vote by Mail	1,660
Mail Ballot	1,660
Total	1,660
0011557	
Poll Place	1,632
Vote by Mail	1,632
Mail Ballot	1,632
Total	1,632
0011570	
Poll Place	1,087
Vote by Mail	1,087
Mail Ballot	1,087
Total	1,087
0011580	
Poll Place	1,070
Vote by Mail	1,070
Mail Ballot	1,070
Total	1,070
0011610	
Poll Place	882
Vote by Mail	882
Mail Ballot	882
Total	882

Precinct	TODD COTTA (REP)		RUDY SALAS (DEM)		Total Votes
0011552					
Poll Place	28	26.42%	78	73.58%	106
Vote by Mail	185	25.62%	537	74.38%	722
Mail Ballot	0		0		0
Total	213	25.72%	615	74.28%	828
0011554					
Poll Place	24	17.52%	113	82.48%	137
Vote by Mail	157	19.31%	656	80.69%	813
Mail Ballot	0		0		0
Total	181	19.05%	769	80.95%	950
0011557					
Poll Place	36	30.25%	83	69.75%	119
Vote by Mail	141	16.95%	691	83.05%	832
Mail Ballot	0		0		0
Total	177	18.61%	774	81.39%	951
0011570					
Poll Place	35	30.97%	78	69.03%	113
Vote by Mail	123	22.40%	426	77.60%	549
Mail Ballot	0		0		0
Total	158	23.87%	504	76.13%	662
0011580					
Poll Place	34	34.00%	66	66.00%	100
Vote by Mail	129	21.57%	469	78.43%	598
Mail Ballot	0		0		0
Total	163	23.35%	535	76.65%	698
0011610					
Poll Place	27	24.77%	82	75.23%	109
Vote by Mail	134	27.24%	358	72.76%	492
Mail Ballot	0		0		0
Total	161	26.79%	440	73.21%	601

Precinct	Registered Voters
0011626	
Poll Place	1,859
Vote by Mail	1,859
Mail Ballot	1,859
Total	1,859
0012591	
Poll Place	1,253
Vote by Mail	1,253
Mail Ballot	1,253
Total	1,253
0012592	
Poll Place	1,136
Vote by Mail	1,136
Mail Ballot	1,136
Total	1,136
0012593	
Poll Place	1,820
Vote by Mail	1,820
Mail Ballot	1,820
Total	1,820
0013100	
Poll Place	1,461
Vote by Mail	1,461
Mail Ballot	1,461
Total	1,461
0013107	
Poll Place	1,295
Vote by Mail	1,295
Mail Ballot	1,295
Total	1,295

Precinct	TODD COTTA (REP)		RUDY SALAS (DEM)		Total Votes
0011626					
Poll Place	33	31.43%	72	68.57%	105
Vote by Mail	289	24.49%	891	75.51%	1,180
Mail Ballot	0		0		0
Total	322	25.06%	963	74.94%	1,285
0012591					
Poll Place	41	23.56%	133	76.44%	174
Vote by Mail	78	13.73%	490	86.27%	568
Mail Ballot	0		0		0
Total	119	16.04%	623	83.96%	742
0012592					
Poll Place	41	40.20%	61	59.80%	102
Vote by Mail	131	23.39%	429	76.61%	560
Mail Ballot	0		0		0
Total	172	25.98%	490	74.02%	662
0012593					
Poll Place	69	34.33%	132	65.67%	201
Vote by Mail	208	22.03%	736	77.97%	944
Mail Ballot	0		0		0
Total	277	24.19%	868	75.81%	1,145
0013100					
Poll Place	67	44.67%	83	55.33%	150
Vote by Mail	352	43.30%	461	56.70%	813
Mail Ballot	0		0		0
Total	419	43.51%	544	56.49%	963
0013107					
Poll Place	39	31.71%	84	68.29%	123
Vote by Mail	206	31.50%	448	68.50%	654
Mail Ballot	0		0		0
Total	245	31.53%	532	68.47%	777

Precinct	Registered Voters
0013110	
Poll Place	1,486
Vote by Mail	1,486
Mail Ballot	1,486
Total	1,486
0013120	
Poll Place	1,245
Vote by Mail	1,245
Mail Ballot	1,245
Total	1,245
0013129	
Poll Place	861
Vote by Mail	861
Mail Ballot	861
Total	861
0020232	
Poll Place	735
Vote by Mail	735
Mail Ballot	735
Total	735
0020236	
Poll Place	1,561
Vote by Mail	1,561
Mail Ballot	1,561
Total	1,561
0021781	
Poll Place	583
Vote by Mail	583
Mail Ballot	583
Total	583

Precinct	TODD COTTA (REP)		RUDY SALAS (DEM)		Total Votes
0013110					
Poll Place	84	44.92%	103	55.08%	187
Vote by Mail	354	41.31%	503	58.69%	857
Mail Ballot	0		0		0
Total	438	41.95%	606	58.05%	1,044
0013120					
Poll Place	70	45.45%	84	54.55%	154
Vote by Mail	273	38.61%	434	61.39%	707
Mail Ballot	0		0		0
Total	343	39.84%	518	60.16%	861
0013129					
Poll Place	42	43.30%	55	56.70%	97
Vote by Mail	154	32.77%	316	67.23%	470
Mail Ballot	0		0		0
Total	196	34.57%	371	65.43%	567
0020232					
Poll Place	17	25.76%	49	74.24%	66
Vote by Mail	91	23.70%	293	76.30%	384
Mail Ballot	0		0		0
Total	108	24.00%	342	76.00%	450
0020236					
Poll Place	33	32.35%	69	67.65%	102
Vote by Mail	196	27.22%	524	72.78%	720
Mail Ballot	0		0		0
Total	229	27.86%	593	72.14%	822
0021781					
Poll Place	95	85.59%	16	14.41%	111
Vote by Mail	288	78.05%	81	21.95%	369
Mail Ballot	0		0		0
Total	383	79.79%	97	20.21%	480

Precinct	Registered Voters
0030370	
Poll Place	452
Vote by Mail	452
Mail Ballot	452
Total	452
0031478	
Poll Place	593
Vote by Mail	593
Mail Ballot	593
Total	593
0031641	
Poll Place	610
Vote by Mail	610
Mail Ballot	610
Total	610
0031642	
Poll Place	797
Vote by Mail	797
Mail Ballot	797
Total	797
0031935	
Poll Place	868
Vote by Mail	868
Mail Ballot	868
Total	868
0031953	
Poll Place	1,390
Vote by Mail	1,390
Mail Ballot	1,390
Total	1,390

Precinct	TODD COTTA (REP)		RUDY SALAS (DEM)		Total Votes
0030370					
Poll Place	24	57.14%	18	42.86%	42
Vote by Mail	116	42.80%	155	57.20%	271
Mail Ballot	0		0		0
Total	140	44.73%	173	55.27%	313
0031478					
Poll Place	31	48.44%	33	51.56%	64
Vote by Mail	152	42.22%	208	57.78%	360
Mail Ballot	0		0		0
Total	183	43.16%	241	56.84%	424
0031641					
Poll Place	13	24.07%	41	75.93%	54
Vote by Mail	45	19.65%	184	80.35%	229
Mail Ballot	0		0		0
Total	58	20.49%	225	79.51%	283
0031642					
Poll Place	21	38.18%	34	61.82%	55
Vote by Mail	77	23.62%	249	76.38%	326
Mail Ballot	0		0		0
Total	98	25.72%	283	74.28%	381
0031935					
Poll Place	43	52.44%	39	47.56%	82
Vote by Mail	189	40.56%	277	59.44%	466
Mail Ballot	0		0		0
Total	232	42.34%	316	57.66%	548
0031953					
Poll Place	59	49.17%	61	50.83%	120
Vote by Mail	226	31.74%	486	68.26%	712
Mail Ballot	0		0		0
Total	285	34.25%	547	65.75%	832

Precinct	Registered Voters
0031960	
Poll Place	1,287
Vote by Mail	1,287
Mail Ballot	1,287
Total	1,287
0032310	
Poll Place	1,021
Vote by Mail	1,021
Mail Ballot	1,021
Total	1,021
0032360	
Poll Place	1,173
Vote by Mail	1,173
Mail Ballot	1,173
Total	1,173
0032370	
Poll Place	750
Vote by Mail	750
Mail Ballot	750
Total	750
0032531	
Poll Place	1,320
Vote by Mail	1,320
Mail Ballot	1,320
Total	1,320
0032532	
Poll Place	995
Vote by Mail	995
Mail Ballot	995
Total	995

Precinct	TODD COTTA (REP)		RUDY SALAS (DEM)		Total Votes
0031960					
Poll Place	53	62.35%	32	37.65%	85
Vote by Mail	306	39.48%	469	60.52%	775
Mail Ballot	0		0		0
Total	359	41.74%	501	58.26%	860
0032310					
Poll Place	41	61.19%	26	38.81%	67
Vote by Mail	241	39.83%	364	60.17%	605
Mail Ballot	0		0		0
Total	282	41.96%	390	58.04%	672
0032360					
Poll Place	28	32.94%	57	67.06%	85
Vote by Mail	143	25.18%	425	74.82%	568
Mail Ballot	0		0		0
Total	171	26.19%	482	73.81%	653
0032370					
Poll Place	35	42.17%	48	57.83%	83
Vote by Mail	112	36.36%	196	63.64%	308
Mail Ballot	0		0		0
Total	147	37.60%	244	62.40%	391
0032531					
Poll Place	23	24.21%	72	75.79%	95
Vote by Mail	136	23.69%	438	76.31%	574
Mail Ballot	0		0		0
Total	159	23.77%	510	76.23%	669
0032532					
Poll Place	25	28.41%	63	71.59%	88
Vote by Mail	126	30.88%	282	69.12%	408
Mail Ballot	0		0		0
Total	151	30.44%	345	69.56%	496

Precinct	Registered Voters
0033222	
Poll Place	1,064
Vote by Mail	1,064
Mail Ballot	1,064
Total	1,064
0033492	
Poll Place	956
Vote by Mail	956
Mail Ballot	956
Total	956
0035677	
Poll Place	822
Vote by Mail	822
Mail Ballot	822
Total	822
0041240	
Poll Place	368
Vote by Mail	368
Mail Ballot	368
Total	368
0042261	
Poll Place	372
Vote by Mail	372
Mail Ballot	372
Total	372
0043510	
Poll Place	877
Vote by Mail	877
Mail Ballot	877
Total	877

Precinct	TODD COTTA (REP)		RUDY SALAS (DEM)		Total Votes
0033222					
Poll Place	19	24.05%	60	75.95%	79
Vote by Mail	100	22.42%	346	77.58%	446
Mail Ballot	0		0		0
Total	119	22.67%	406	77.33%	525
0033492					
Poll Place	21	17.95%	96	82.05%	117
Vote by Mail	89	21.45%	326	78.55%	415
Mail Ballot	0		0		0
Total	110	20.68%	422	79.32%	532
0035677					
Poll Place	27	36.99%	46	63.01%	73
Vote by Mail	119	27.61%	312	72.39%	431
Mail Ballot	0		0		0
Total	146	28.97%	358	71.03%	504
0041240					
Poll Place	37	46.25%	43	53.75%	80
Vote by Mail	81	46.82%	92	53.18%	173
Mail Ballot	0		0		0
Total	118	46.64%	135	53.36%	253
0042261					
Poll Place	9	18.00%	41	82.00%	50
Vote by Mail	20	9.95%	181	90.05%	201
Mail Ballot	0		0		0
Total	29	11.55%	222	88.45%	251
0043510					
Poll Place	52	38.52%	83	61.48%	135
Vote by Mail	168	35.44%	306	64.56%	474
Mail Ballot	0		0		0
Total	220	36.12%	389	63.88%	609

Precinct	Registered Voters
0043520	
Poll Place	808
Vote by Mail	808
Mail Ballot	808
Total	808
0043540	
Poll Place	994
Vote by Mail	994
Mail Ballot	994
Total	994
0043567	
Poll Place	1,459
Vote by Mail	1,459
Mail Ballot	1,459
Total	1,459
0043568	
Poll Place	1,533
Vote by Mail	1,533
Mail Ballot	1,533
Total	1,533
0043570	
Poll Place	810
Vote by Mail	810
Mail Ballot	810
Total	810
0043572	
Poll Place	887
Vote by Mail	887
Mail Ballot	887
Total	887

Precinct	TODD COTTA (REP)		RUDY SALAS (DEM)		Total Votes
0043520					
Poll Place	34	45.33%	41	54.67%	75
Vote by Mail	82	21.98%	291	78.02%	373
Mail Ballot	0		0		0
Total	116	25.89%	332	74.11%	448
0043540					
Poll Place	24	36.36%	42	63.64%	66
Vote by Mail	310	46.62%	355	53.38%	665
Mail Ballot	0		0		0
Total	334	45.69%	397	54.31%	731
0043567					
Poll Place	44	34.38%	84	65.63%	128
Vote by Mail	203	25.66%	588	74.34%	791
Mail Ballot	0		0		0
Total	247	26.88%	672	73.12%	919
0043568					
Poll Place	41	34.17%	79	65.83%	120
Vote by Mail	199	24.78%	604	75.22%	803
Mail Ballot	0		0		0
Total	240	26.00%	683	74.00%	923
0043570					
Poll Place	31	42.47%	42	57.53%	73
Vote by Mail	173	38.44%	277	61.56%	450
Mail Ballot	0		0		0
Total	204	39.01%	319	60.99%	523
0043572					
Poll Place	37	42.53%	50	57.47%	87
Vote by Mail	148	33.64%	292	66.36%	440
Mail Ballot	0		0		0
Total	185	35.10%	342	64.90%	527

Precinct	Registered Voters
0050020	
Poll Place	1,131
Vote by Mail	1,131
Mail Ballot	1,131
Total	1,131
0050180	
Poll Place	1,094
Vote by Mail	1,094
Mail Ballot	1,094
Total	1,094
0050190	
Poll Place	1,444
Vote by Mail	1,444
Mail Ballot	1,444
Total	1,444
0050200	
Poll Place	1,155
Vote by Mail	1,155
Mail Ballot	1,155
Total	1,155
0050211	
Poll Place	1,674
Vote by Mail	1,674
Mail Ballot	1,674
Total	1,674
0050501	
Poll Place	487
Vote by Mail	487
Mail Ballot	487
Total	487

Precinct	TODD COTTA (REP)		RUDY SALAS (DEM)		Total Votes
0050020					
Poll Place	35	28.69%	87	71.31%	122
Vote by Mail	125	26.65%	344	73.35%	469
Mail Ballot	0		0		0
Total	160	27.07%	431	72.93%	591
0050180					
Poll Place	26	29.89%	61	70.11%	87
Vote by Mail	133	22.93%	447	77.07%	580
Mail Ballot	0		0		0
Total	159	23.84%	508	76.16%	667
0050190					
Poll Place	38	29.01%	93	70.99%	131
Vote by Mail	102	15.00%	578	85.00%	680
Mail Ballot	0		0		0
Total	140	17.26%	671	82.74%	811
0050200					
Poll Place	23	23.23%	76	76.77%	99
Vote by Mail	95	17.89%	436	82.11%	531
Mail Ballot	0		0		0
Total	118	18.73%	512	81.27%	630
0050211					
Poll Place	35	21.74%	126	78.26%	161
Vote by Mail	183	20.20%	723	79.80%	906
Mail Ballot	0		0		0
Total	218	20.43%	849	79.57%	1,067
0050501					
Poll Place	4	18.18%	18	81.82%	22
Vote by Mail	30	18.52%	132	81.48%	162
Mail Ballot	0		0		0
Total	34	18.48%	150	81.52%	184

Precinct	Registered Voters
0050503	
Poll Place	614
Vote by Mail	614
Mail Ballot	614
Total	614
0050505	
Poll Place	691
Vote by Mail	691
Mail Ballot	691
Total	691
0050506	
Poll Place	952
Vote by Mail	952
Mail Ballot	952
Total	952
0050507	
Poll Place	1,131
Vote by Mail	1,131
Mail Ballot	1,131
Total	1,131
0050509	
Poll Place	1,560
Vote by Mail	1,560
Mail Ballot	1,560
Total	1,560
0050511	
Poll Place	1,636
Vote by Mail	1,636
Mail Ballot	1,636
Total	1,636

Precinct	TODD COTTA (REP)		RUDY SALAS (DEM)		Total Votes
0050503					
Poll Place	10	43.48%	13	56.52%	23
Vote by Mail	68	25.66%	197	74.34%	265
Mail Ballot	0		0		0
Total	78	27.08%	210	72.92%	288
0050505					
Poll Place	22	46.81%	25	53.19%	47
Vote by Mail	108	31.03%	240	68.97%	348
Mail Ballot	0		0		0
Total	130	32.91%	265	67.09%	395
0050506					
Poll Place	16	40.00%	24	60.00%	40
Vote by Mail	83	26.77%	227	73.23%	310
Mail Ballot	0		0		0
Total	99	28.29%	251	71.71%	350
0050507					
Poll Place	11	39.29%	17	60.71%	28
Vote by Mail	104	24.76%	316	75.24%	420
Mail Ballot	0		0		0
Total	115	25.67%	333	74.33%	448
0050509					
Poll Place	26	19.85%	105	80.15%	131
Vote by Mail	90	15.36%	496	84.64%	586
Mail Ballot	0		0		0
Total	116	16.18%	601	83.82%	717
0050511					
Poll Place	15	23.81%	48	76.19%	63
Vote by Mail	78	14.05%	477	85.95%	555
Mail Ballot	0		0		0
Total	93	15.05%	525	84.95%	618

Precinct	Registered Voters
0050514	
Poll Place	1,259
Vote by Mail	1,259
Mail Ballot	1,259
Total	1,259
0050518	
Poll Place	384
Vote by Mail	384
Mail Ballot	384
Total	384
0050524	
Poll Place	1,571
Vote by Mail	1,571
Mail Ballot	1,571
Total	1,571
0050532	
Poll Place	1,302
Vote by Mail	1,302
Mail Ballot	1,302
Total	1,302
0050536	
Poll Place	489
Vote by Mail	489
Mail Ballot	489
Total	489
0050538	
Poll Place	702
Vote by Mail	702
Mail Ballot	702
Total	702

Precinct	TODD COTTA (REP)		RUDY SALAS (DEM)		Total Votes
0050514					
Poll Place	24	28.24%	61	71.76%	85
Vote by Mail	130	21.74%	468	78.26%	598
Mail Ballot	0		0		0
Total	154	22.55%	529	77.45%	683
0050518					
Poll Place	4	18.18%	18	81.82%	22
Vote by Mail	64	29.22%	155	70.78%	219
Mail Ballot	0		0		0
Total	68	28.22%	173	71.78%	241
0050524					
Poll Place	16	19.75%	65	80.25%	81
Vote by Mail	133	18.55%	584	81.45%	717
Mail Ballot	0		0		0
Total	149	18.67%	649	81.33%	798
0050532					
Poll Place	11	25.58%	32	74.42%	43
Vote by Mail	94	17.74%	436	82.26%	530
Mail Ballot	0		0		0
Total	105	18.32%	468	81.68%	573
0050536					
Poll Place	9	29.03%	22	70.97%	31
Vote by Mail	60	21.20%	223	78.80%	283
Mail Ballot	0		0		0
Total	69	21.97%	245	78.03%	314
0050538					
Poll Place	22	30.99%	49	69.01%	71
Vote by Mail	85	22.37%	295	77.63%	380
Mail Ballot	0		0		0
Total	107	23.73%	344	76.27%	451

Precinct	Registered Voters
0050541	
Poll Place	1,081
Vote by Mail	1,081
Mail Ballot	1,081
Total	1,081
0050543	
Poll Place	352
Vote by Mail	352
Mail Ballot	352
Total	352
0050545	
Poll Place	1,364
Vote by Mail	1,364
Mail Ballot	1,364
Total	1,364
0050548	
Poll Place	1,202
Vote by Mail	1,202
Mail Ballot	1,202
Total	1,202
0050552	
Poll Place	911
Vote by Mail	911
Mail Ballot	911
Total	911
0050560	
Poll Place	900
Vote by Mail	900
Mail Ballot	900
Total	900

Precinct	TODD COTTA (REP)		RUDY SALAS (DEM)		Total Votes
0050541					
Poll Place	10	27.03%	27	72.97%	37
Vote by Mail	107	20.46%	416	79.54%	523
Mail Ballot	0		0		0
Total	117	20.89%	443	79.11%	560
0050543					
Poll Place	5	26.32%	14	73.68%	19
Vote by Mail	42	23.73%	135	76.27%	177
Mail Ballot	0		0		0
Total	47	23.98%	149	76.02%	196
0050545					
Poll Place	20	22.73%	68	77.27%	88
Vote by Mail	164	21.47%	600	78.53%	764
Mail Ballot	0		0		0
Total	184	21.60%	668	78.40%	852
0050548					
Poll Place	25	31.25%	55	68.75%	80
Vote by Mail	133	23.88%	424	76.12%	557
Mail Ballot	0		0		0
Total	158	24.80%	479	75.20%	637
0050552					
Poll Place	20	28.57%	50	71.43%	70
Vote by Mail	87	19.08%	369	80.92%	456
Mail Ballot	0		0		0
Total	107	20.34%	419	79.66%	526
0050560					
Poll Place	16	32.00%	34	68.00%	50
Vote by Mail	52	14.86%	298	85.14%	350
Mail Ballot	0		0		0
Total	68	17.00%	332	83.00%	400

Precinct	Registered Voters
0050576	
Poll Place	1,621
Vote by Mail	1,621
Mail Ballot	1,621
Total	1,621
0050590	
Poll Place	521
Vote by Mail	521
Mail Ballot	521
Total	521
0050731	
Poll Place	1,136
Vote by Mail	1,136
Mail Ballot	1,136
Total	1,136
0050741	
Poll Place	1,124
Vote by Mail	1,124
Mail Ballot	1,124
Total	1,124
0050742	
Poll Place	1,083
Vote by Mail	1,083
Mail Ballot	1,083
Total	1,083
0051180	
Poll Place	982
Vote by Mail	982
Mail Ballot	982
Total	982

Precinct	TODD COTTA (REP)		RUDY SALAS (DEM)		Total Votes
0050576					
Poll Place	37	39.36%	57	60.64%	94
Vote by Mail	274	29.95%	641	70.05%	915
Mail Ballot	0		0		0
Total	311	30.82%	698	69.18%	1,009
0050590					
Poll Place	13	40.63%	19	59.38%	32
Vote by Mail	21	10.10%	187	89.90%	208
Mail Ballot	0		0		0
Total	34	14.17%	206	85.83%	240
0050731					
Poll Place	16	28.07%	41	71.93%	57
Vote by Mail	112	20.70%	429	79.30%	541
Mail Ballot	0		0		0
Total	128	21.40%	470	78.60%	598
0050741					
Poll Place	28	50.91%	27	49.09%	55
Vote by Mail	192	32.60%	397	67.40%	589
Mail Ballot	0		0		0
Total	220	34.16%	424	65.84%	644
0050742					
Poll Place	23	26.14%	65	73.86%	88
Vote by Mail	118	23.00%	395	77.00%	513
Mail Ballot	0		0		0
Total	141	23.46%	460	76.54%	601
0051180					
Poll Place	10	14.08%	61	85.92%	71
Vote by Mail	94	25.61%	273	74.39%	367
Mail Ballot	0		0		0
Total	104	23.74%	334	76.26%	438

Precinct	Registered Voters
0051310	
Poll Place	476
Vote by Mail	476
Mail Ballot	476
Total	476
0051313	
Poll Place	277
Vote by Mail	277
Mail Ballot	277
Total	277
0051690	
Poll Place	748
Vote by Mail	748
Mail Ballot	748
Total	748
0051727	
Poll Place	592
Vote by Mail	592
Mail Ballot	592
Total	592
0051728	
Poll Place	559
Vote by Mail	559
Mail Ballot	559
Total	559
0052033	
Poll Place	475
Vote by Mail	475
Mail Ballot	475
Total	475

Precinct	TODD COTTA (REP)		RUDY SALAS (DEM)		Total Votes
0051310					
Poll Place	9	20.93%	34	79.07%	43
Vote by Mail	32	17.49%	151	82.51%	183
Mail Ballot	0		0		0
Total	41	18.14%	185	81.86%	226
0051313					
Poll Place	2	16.67%	10	83.33%	12
Vote by Mail	33	32.35%	69	67.65%	102
Mail Ballot	0		0		0
Total	35	30.70%	79	69.30%	114
0051690					
Poll Place	10	23.81%	32	76.19%	42
Vote by Mail	58	21.80%	208	78.20%	266
Mail Ballot	0		0		0
Total	68	22.08%	240	77.92%	308
0051727					
Poll Place	43	58.11%	31	41.89%	74
Vote by Mail	142	41.64%	199	58.36%	341
Mail Ballot	0		0		0
Total	185	44.58%	230	55.42%	415
0051728					
Poll Place	33	47.83%	36	52.17%	69
Vote by Mail	127	41.64%	178	58.36%	305
Mail Ballot	0		0		0
Total	160	42.78%	214	57.22%	374
0052033					
Poll Place	6	20.69%	23	79.31%	29
Vote by Mail	23	16.08%	120	83.92%	143
Mail Ballot	0		0		0
Total	29	16.86%	143	83.14%	172

Precinct	Registered Voters
0052034	
Poll Place	797
Vote by Mail	797
Mail Ballot	797
Total	797
0052070	
Poll Place	978
Vote by Mail	978
Mail Ballot	978
Total	978
0052080	
Poll Place	1,001
Vote by Mail	1,001
Mail Ballot	1,001
Total	1,001
0052110	
Poll Place	895
Vote by Mail	895
Mail Ballot	895
Total	895
0052180	
Poll Place	753
Vote by Mail	753
Mail Ballot	753
Total	753
0052182	
Poll Place	641
Vote by Mail	641
Mail Ballot	641
Total	641

Precinct	TODD COTTA (REP)		RUDY SALAS (DEM)		Total Votes
0052034					
Poll Place	20	30.30%	46	69.70%	66
Vote by Mail	55	16.18%	285	83.82%	340
Mail Ballot	0		0		0
Total	75	18.47%	331	81.53%	406
0052070					
Poll Place	26	32.10%	55	67.90%	81
Vote by Mail	74	18.78%	320	81.22%	394
Mail Ballot	0		0		0
Total	100	21.05%	375	78.95%	475
0052080					
Poll Place	15	26.32%	42	73.68%	57
Vote by Mail	95	24.55%	292	75.45%	387
Mail Ballot	0		0		0
Total	110	24.77%	334	75.23%	444
0052110					
Poll Place	13	22.41%	45	77.59%	58
Vote by Mail	58	17.96%	265	82.04%	323
Mail Ballot	0		0		0
Total	71	18.64%	310	81.36%	381
0052180					
Poll Place	17	22.97%	57	77.03%	74
Vote by Mail	67	18.66%	292	81.34%	359
Mail Ballot	0		0		0
Total	84	19.40%	349	80.60%	433
0052182					
Poll Place	7	21.88%	25	78.13%	32
Vote by Mail	56	17.39%	266	82.61%	322
Mail Ballot	0		0		0
Total	63	17.80%	291	82.20%	354

Precinct	Registered Voters
0052183	
Poll Place	929
Vote by Mail	929
Mail Ballot	929
Total	929
0052184	
Poll Place	890
Vote by Mail	890
Mail Ballot	890
Total	890
0052185	
Poll Place	410
Vote by Mail	410
Mail Ballot	410
Total	410
0052400	
Poll Place	1,170
Vote by Mail	1,170
Mail Ballot	1,170
Total	1,170
0052490	
Poll Place	1,059
Vote by Mail	1,059
Mail Ballot	1,059
Total	1,059
7010090	
Poll Place	205
Vote by Mail	205
Mail Ballot	205
Total	205

Precinct	TODD COTTA (REP)		RUDY SALAS (DEM)		Total Votes
0052183					
Poll Place	14	17.95%	64	82.05%	78
Vote by Mail	73	17.46%	345	82.54%	418
Mail Ballot	0		0		0
Total	87	17.54%	409	82.46%	496
0052184					
Poll Place	13	20.00%	52	80.00%	65
Vote by Mail	73	16.44%	371	83.56%	444
Mail Ballot	0		0		0
Total	86	16.90%	423	83.10%	509
0052185					
Poll Place	14	25.00%	42	75.00%	56
Vote by Mail	30	17.54%	141	82.46%	171
Mail Ballot	0		0		0
Total	44	19.38%	183	80.62%	227
0052400					
Poll Place	17	41.46%	24	58.54%	41
Vote by Mail	77	16.21%	398	83.79%	475
Mail Ballot	0		0		0
Total	94	18.22%	422	81.78%	516
0052490					
Poll Place	31	41.89%	43	58.11%	74
Vote by Mail	106	22.27%	370	77.73%	476
Mail Ballot	0		0		0
Total	137	24.91%	413	75.09%	550
7010090					
Poll Place	0		0		0
Vote by Mail	0		0		0
Mail Ballot	99	69.23%	44	30.77%	143
Total	99	69.23%	44	30.77%	143

Precinct	Registered Voters
7011153	
Poll Place	371
Vote by Mail	371
Mail Ballot	371
Total	371
7011171	
Poll Place	151
Vote by Mail	151
Mail Ballot	151
Total	151
7011200	
Poll Place	0
Vote by Mail	0
Mail Ballot	0
Total	0
7011202	
Poll Place	244
Vote by Mail	244
Mail Ballot	244
Total	244
7011209	
Poll Place	191
Vote by Mail	191
Mail Ballot	191
Total	191
7011290	
Poll Place	224
Vote by Mail	224
Mail Ballot	224
Total	224

Precinct	TODD COTTA (REP)		RUDY SALAS (DEM)		Total Votes
7011153					
Poll Place	0		0		0
Vote by Mail	0		0		0
Mail Ballot	109	46.38%	126	53.62%	235
Total	109	46.38%	126	53.62%	235
7011171					
Poll Place	0		0		0
Vote by Mail	0		0		0
Mail Ballot	42	46.15%	49	53.85%	91
Total	42	46.15%	49	53.85%	91
7011200					
Poll Place	0		0		0
Vote by Mail	0		0		0
Mail Ballot	0		0		0
Total	0		0		0
7011202					
Poll Place	0		0		0
Vote by Mail	0		0		0
Mail Ballot	134	75.28%	44	24.72%	178
Total	134	75.28%	44	24.72%	178
7011209					
Poll Place	0		0		0
Vote by Mail	0		0		0
Mail Ballot	18	20.22%	71	79.78%	89
Total	18	20.22%	71	79.78%	89
7011290					
Poll Place	0		0		0
Vote by Mail	0		0		0
Mail Ballot	108	64.67%	59	35.33%	167
Total	108	64.67%	59	35.33%	167

Precinct	Registered Voters
7011541	
Poll Place	1
Vote by Mail	1
Mail Ballot	1
Total	1
7011542	
Poll Place	5
Vote by Mail	5
Mail Ballot	5
Total	5
7011627	
Poll Place	0
Vote by Mail	0
Mail Ballot	0
Total	0
7011632	
Poll Place	92
Vote by Mail	92
Mail Ballot	92
Total	92
7011683	
Poll Place	35
Vote by Mail	35
Mail Ballot	35
Total	35
7011759	
Poll Place	0
Vote by Mail	0
Mail Ballot	0
Total	0

Precinct	TODD COTTA (REP)		RUDY SALAS (DEM)		Total Votes
7011541					
Poll Place	0		0		0
Vote by Mail	0		0		0
Mail Ballot	1	100.00%	0	0.00%	1
Total	1	100.00%	0	0.00%	1
7011542					
Poll Place	0		0		0
Vote by Mail	0		0		0
Mail Ballot	0	0.00%	1	100.00%	1
Total	0	0.00%	1	100.00%	1
7011627					
Poll Place	0		0		0
Vote by Mail	0		0		0
Mail Ballot	0		0		0
Total	0		0		0
7011632					
Poll Place	0		0		0
Vote by Mail	0		0		0
Mail Ballot	32	52.46%	29	47.54%	61
Total	32	52.46%	29	47.54%	61
7011683					
Poll Place	0		0		0
Vote by Mail	0		0		0
Mail Ballot	18	69.23%	8	30.77%	26
Total	18	69.23%	8	30.77%	26
7011759					
Poll Place	0		0		0
Vote by Mail	0		0		0
Mail Ballot	0		0		0
Total	0		0		0

Precinct	Registered Voters
7011760	
Poll Place	0
Vote by Mail	0
Mail Ballot	0
Total	0
7011840	
Poll Place	21
Vote by Mail	21
Mail Ballot	21
Total	21
7011983	
Poll Place	35
Vote by Mail	35
Mail Ballot	35
Total	35
7012056	
Poll Place	45
Vote by Mail	45
Mail Ballot	45
Total	45
7012277	
Poll Place	243
Vote by Mail	243
Mail Ballot	243
Total	243
7012413	
Poll Place	274
Vote by Mail	274
Mail Ballot	274
Total	274

Precinct	TODD COTTA (REP)		RUDY SALAS (DEM)		Total Votes
7011760					
Poll Place	0		0		0
Vote by Mail	0		0		0
Mail Ballot	0		0		0
Total	0		0		0
7011840					
Poll Place	0		0		0
Vote by Mail	0		0		0
Mail Ballot	17	100.00%	0	0.00%	17
Total	17	100.00%	0	0.00%	17
7011983					
Poll Place	0		0		0
Vote by Mail	0		0		0
Mail Ballot	26	92.86%	2	7.14%	28
Total	26	92.86%	2	7.14%	28
7012056					
Poll Place	0		0		0
Vote by Mail	0		0		0
Mail Ballot	30	88.24%	4	11.76%	34
Total	30	88.24%	4	11.76%	34
7012277					
Poll Place	0		0		0
Vote by Mail	0		0		0
Mail Ballot	154	79.79%	39	20.21%	193
Total	154	79.79%	39	20.21%	193
7012413					
Poll Place	0		0		0
Vote by Mail	0		0		0
Mail Ballot	23	15.03%	130	84.97%	153
Total	23	15.03%	130	84.97%	153

Precinct	Registered Voters
7012912	
Poll Place	20
Vote by Mail	20
Mail Ballot	20
Total	20
7012992	
Poll Place	39
Vote by Mail	39
Mail Ballot	39
Total	39
7013068	
Poll Place	7
Vote by Mail	7
Mail Ballot	7
Total	7
7013095	
Poll Place	238
Vote by Mail	238
Mail Ballot	238
Total	238
7013102	
Poll Place	27
Vote by Mail	27
Mail Ballot	27
Total	27
7013104	
Poll Place	2
Vote by Mail	2
Mail Ballot	2
Total	2

Precinct	TODD COTTA (REP)		RUDY SALAS (DEM)		Total Votes
7012912					
Poll Place	0		0		0
Vote by Mail	0		0		0
Mail Ballot	11	84.62%	2	15.38%	13
Total	11	84.62%	2	15.38%	13
7012992					
Poll Place	0		0		0
Vote by Mail	0		0		0
Mail Ballot	20	64.52%	11	35.48%	31
Total	20	64.52%	11	35.48%	31
7013068					
Poll Place	0		0		0
Vote by Mail	0		0		0
Mail Ballot	1	16.67%	5	83.33%	6
Total	1	16.67%	5	83.33%	6
7013095					
Poll Place	0		0		0
Vote by Mail	0		0		0
Mail Ballot	55	46.22%	64	53.78%	119
Total	55	46.22%	64	53.78%	119
7013102					
Poll Place	0		0		0
Vote by Mail	0		0		0
Mail Ballot	16	59.26%	11	40.74%	27
Total	16	59.26%	11	40.74%	27
7013104					
Poll Place	0		0		0
Vote by Mail	0		0		0
Mail Ballot	0	0.00%	2	100.00%	2
Total	0	0.00%	2	100.00%	2

Precinct	Registered Voters
7013105	
Poll Place	36
Vote by Mail	36
Mail Ballot	36
Total	36
7013106	
Poll Place	223
Vote by Mail	223
Mail Ballot	223
Total	223
7013112	
Poll Place	13
Vote by Mail	13
Mail Ballot	13
Total	13
7013114	
Poll Place	1,016
Vote by Mail	1,016
Mail Ballot	1,016
Total	1,016
7013115	
Poll Place	6
Vote by Mail	6
Mail Ballot	6
Total	6
7013134	
Poll Place	0
Vote by Mail	0
Mail Ballot	0
Total	0

Precinct	TODD COTTA (REP)		RUDY SALAS (DEM)		Total Votes
7013105					
Poll Place	0		0		0
Vote by Mail	0		0		0
Mail Ballot	14	66.67%	7	33.33%	21
Total	14	66.67%	7	33.33%	21
7013106					
Poll Place	0		0		0
Vote by Mail	0		0		0
Mail Ballot	102	58.62%	72	41.38%	174
Total	102	58.62%	72	41.38%	174
7013112					
Poll Place	0		0		0
Vote by Mail	0		0		0
Mail Ballot	4	50.00%	4	50.00%	8
Total	4	50.00%	4	50.00%	8
7013114					
Poll Place	0		0		0
Vote by Mail	0		0		0
Mail Ballot	468	57.42%	347	42.58%	815
Total	468	57.42%	347	42.58%	815
7013115					
Poll Place	0		0		0
Vote by Mail	0		0		0
Mail Ballot	3	75.00%	1	25.00%	4
Total	3	75.00%	1	25.00%	4
7013134					
Poll Place	0		0		0
Vote by Mail	0		0		0
Mail Ballot	0		0		0
Total	0		0		0

Precinct	Registered Voters
7013182	
Poll Place	66
Vote by Mail	66
Mail Ballot	66
Total	66
7013569	
Poll Place	0
Vote by Mail	0
Mail Ballot	0
Total	0
7021387	
Poll Place	127
Vote by Mail	127
Mail Ballot	127
Total	127
7021477	
Poll Place	97
Vote by Mail	97
Mail Ballot	97
Total	97
7021501	
Poll Place	19
Vote by Mail	19
Mail Ballot	19
Total	19
7021527	
Poll Place	159
Vote by Mail	159
Mail Ballot	159
Total	159

Precinct	TODD COTTA (REP)		RUDY SALAS (DEM)		Total Votes
7013182					
Poll Place	0		0		0
Vote by Mail	0		0		0
Mail Ballot	43	79.63%	11	20.37%	54
Total	43	79.63%	11	20.37%	54
7013569					
Poll Place	0		0		0
Vote by Mail	0		0		0
Mail Ballot	0		0		0
Total	0		0		0
7021387					
Poll Place	0		0		0
Vote by Mail	0		0		0
Mail Ballot	64	66.67%	32	33.33%	96
Total	64	66.67%	32	33.33%	96
7021477					
Poll Place	0		0		0
Vote by Mail	0		0		0
Mail Ballot	69	87.34%	10	12.66%	79
Total	69	87.34%	10	12.66%	79
7021501					
Poll Place	0		0		0
Vote by Mail	0		0		0
Mail Ballot	4	26.67%	11	73.33%	15
Total	4	26.67%	11	73.33%	15
7021527					
Poll Place	0		0		0
Vote by Mail	0		0		0
Mail Ballot	62	60.78%	40	39.22%	102
Total	62	60.78%	40	39.22%	102

Precinct	Registered Voters
7021717	
Poll Place	8
Vote by Mail	8
Mail Ballot	8
Total	8
7021752	
Poll Place	65
Vote by Mail	65
Mail Ballot	65
Total	65
7022019	
Poll Place	273
Vote by Mail	273
Mail Ballot	273
Total	273
7022022	
Poll Place	9
Vote by Mail	9
Mail Ballot	9
Total	9
7022025	
Poll Place	0
Vote by Mail	0
Mail Ballot	0
Total	0
7022227	
Poll Place	0
Vote by Mail	0
Mail Ballot	0
Total	0

Precinct	TODD COTTA (REP)		RUDY SALAS (DEM)		Total Votes
7021717					
Poll Place	0		0		0
Vote by Mail	0		0		0
Mail Ballot	3	42.86%	4	57.14%	7
Total	3	42.86%	4	57.14%	7
7021752					
Poll Place	0		0		0
Vote by Mail	0		0		0
Mail Ballot	12	40.00%	18	60.00%	30
Total	12	40.00%	18	60.00%	30
7022019					
Poll Place	0		0		0
Vote by Mail	0		0		0
Mail Ballot	47	29.19%	114	70.81%	161
Total	47	29.19%	114	70.81%	161
7022022					
Poll Place	0		0		0
Vote by Mail	0		0		0
Mail Ballot	8	100.00%	0	0.00%	8
Total	8	100.00%	0	0.00%	8
7022025					
Poll Place	0		0		0
Vote by Mail	0		0		0
Mail Ballot	0		0		0
Total	0		0		0
7022227					
Poll Place	0		0		0
Vote by Mail	0		0		0
Mail Ballot	0		0		0
Total	0		0		0

Precinct	Registered Voters
7022283	
Poll Place	172
Vote by Mail	172
Mail Ballot	172
Total	172
7022421	
Poll Place	43
Vote by Mail	43
Mail Ballot	43
Total	43
7022600	
Poll Place	15
Vote by Mail	15
Mail Ballot	15
Total	15
7022793	
Poll Place	96
Vote by Mail	96
Mail Ballot	96
Total	96
7022803	
Poll Place	42
Vote by Mail	42
Mail Ballot	42
Total	42
7022805	
Poll Place	158
Vote by Mail	158
Mail Ballot	158
Total	158

Precinct	TODD COTTA (REP)		RUDY SALAS (DEM)		Total Votes
7022283					
Poll Place	0		0		0
Vote by Mail	0		0		0
Mail Ballot	53	51.46%	50	48.54%	103
Total	53	51.46%	50	48.54%	103
7022421					
Poll Place	0		0		0
Vote by Mail	0		0		0
Mail Ballot	9	42.86%	12	57.14%	21
Total	9	42.86%	12	57.14%	21
7022600					
Poll Place	0		0		0
Vote by Mail	0		0		0
Mail Ballot	8	61.54%	5	38.46%	13
Total	8	61.54%	5	38.46%	13
7022793					
Poll Place	0		0		0
Vote by Mail	0		0		0
Mail Ballot	53	70.67%	22	29.33%	75
Total	53	70.67%	22	29.33%	75
7022803					
Poll Place	0		0		0
Vote by Mail	0		0		0
Mail Ballot	2	18.18%	9	81.82%	11
Total	2	18.18%	9	81.82%	11
7022805					
Poll Place	0		0		0
Vote by Mail	0		0		0
Mail Ballot	62	55.86%	49	44.14%	111
Total	62	55.86%	49	44.14%	111

Precinct	Registered Voters
7023470	
Poll Place	333
Vote by Mail	333
Mail Ballot	333
Total	333
7030371	
Poll Place	282
Vote by Mail	282
Mail Ballot	282
Total	282
7031178	
Poll Place	0
Vote by Mail	0
Mail Ballot	0
Total	0
7031211	
Poll Place	46
Vote by Mail	46
Mail Ballot	46
Total	46
7031212	
Poll Place	253
Vote by Mail	253
Mail Ballot	253
Total	253
7032253	
Poll Place	50
Vote by Mail	50
Mail Ballot	50
Total	50

Precinct	TODD COTTA (REP)		RUDY SALAS (DEM)		Total Votes
7023470					
Poll Place	0		0		0
Vote by Mail	0		0		0
Mail Ballot	48	30.97%	107	69.03%	155
Total	48	30.97%	107	69.03%	155
7030371					
Poll Place	0		0		0
Vote by Mail	0		0		0
Mail Ballot	62	36.90%	106	63.10%	168
Total	62	36.90%	106	63.10%	168
7031178					
Poll Place	0		0		0
Vote by Mail	0		0		0
Mail Ballot	0		0		0
Total	0		0		0
7031211					
Poll Place	0		0		0
Vote by Mail	0		0		0
Mail Ballot	10	34.48%	19	65.52%	29
Total	10	34.48%	19	65.52%	29
7031212					
Poll Place	0		0		0
Vote by Mail	0		0		0
Mail Ballot	36	26.67%	99	73.33%	135
Total	36	26.67%	99	73.33%	135
7032253					
Poll Place	0		0		0
Vote by Mail	0		0		0
Mail Ballot	8	29.63%	19	70.37%	27
Total	8	29.63%	19	70.37%	27

Precinct	Registered Voters
7032381	
Poll Place	52
Vote by Mail	52
Mail Ballot	52
Total	52
7032386	
Poll Place	4
Vote by Mail	4
Mail Ballot	4
Total	4
7032387	
Poll Place	149
Vote by Mail	149
Mail Ballot	149
Total	149
7032493	
Poll Place	0
Vote by Mail	0
Mail Ballot	0
Total	0
7033223	
Poll Place	198
Vote by Mail	198
Mail Ballot	198
Total	198
7033226	
Poll Place	225
Vote by Mail	225
Mail Ballot	225
Total	225

Precinct	TODD COTTA (REP)		RUDY SALAS (DEM)		Total Votes
7032381					
Poll Place	0		0		0
Vote by Mail	0		0		0
Mail Ballot	24	72.73%	9	27.27%	33
Total	24	72.73%	9	27.27%	33
7032386					
Poll Place	0		0		0
Vote by Mail	0		0		0
Mail Ballot	1	50.00%	1	50.00%	2
Total	1	50.00%	1	50.00%	2
7032387					
Poll Place	0		0		0
Vote by Mail	0		0		0
Mail Ballot	43	48.86%	45	51.14%	88
Total	43	48.86%	45	51.14%	88
7032493					
Poll Place	0		0		0
Vote by Mail	0		0		0
Mail Ballot	0		0		0
Total	0		0		0
7033223					
Poll Place	0		0		0
Vote by Mail	0		0		0
Mail Ballot	29	26.13%	82	73.87%	111
Total	29	26.13%	82	73.87%	111
7033226					
Poll Place	0		0		0
Vote by Mail	0		0		0
Mail Ballot	77	52.38%	70	47.62%	147
Total	77	52.38%	70	47.62%	147

Precinct	Registered Voters
7033491	
Poll Place	256
Vote by Mail	256
Mail Ballot	256
Total	256
7035676	
Poll Place	2
Vote by Mail	2
Mail Ballot	2
Total	2
7040140	
Poll Place	34
Vote by Mail	34
Mail Ballot	34
Total	34
7040141	
Poll Place	0
Vote by Mail	0
Mail Ballot	0
Total	0
7040142	
Poll Place	51
Vote by Mail	51
Mail Ballot	51
Total	51
7041241	
Poll Place	173
Vote by Mail	173
Mail Ballot	173
Total	173

Precinct	TODD COTTA (REP)		RUDY SALAS (DEM)		Total Votes
7033491					
Poll Place	0		0		0
Vote by Mail	0		0		0
Mail Ballot	22	20.37%	86	79.63%	108
Total	22	20.37%	86	79.63%	108
7035676					
Poll Place	0		0		0
Vote by Mail	0		0		0
Mail Ballot	0	0.00%	2	100.00%	2
Total	0	0.00%	2	100.00%	2
7040140					
Poll Place	0		0		0
Vote by Mail	0		0		0
Mail Ballot	15	65.22%	8	34.78%	23
Total	15	65.22%	8	34.78%	23
7040141					
Poll Place	0		0		0
Vote by Mail	0		0		0
Mail Ballot	0		0		0
Total	0		0		0
7040142					
Poll Place	0		0		0
Vote by Mail	0		0		0
Mail Ballot	22	64.71%	12	35.29%	34
Total	22	64.71%	12	35.29%	34
7041241					
Poll Place	0		0		0
Vote by Mail	0		0		0
Mail Ballot	82	65.60%	43	34.40%	125
Total	82	65.60%	43	34.40%	125

Precinct	Registered Voters
7041623	
Poll Place	21
Vote by Mail	21
Mail Ballot	21
Total	21
7041778	
Poll Place	0
Vote by Mail	0
Mail Ballot	0
Total	0
7041815	
Poll Place	0
Vote by Mail	0
Mail Ballot	0
Total	0
7041930	
Poll Place	50
Vote by Mail	50
Mail Ballot	50
Total	50
7042265	
Poll Place	35
Vote by Mail	35
Mail Ballot	35
Total	35
7042427	
Poll Place	44
Vote by Mail	44
Mail Ballot	44
Total	44

Precinct	TODD COTTA (REP)		RUDY SALAS (DEM)		Total Votes
7041623					
Poll Place	0		0		0
Vote by Mail	0		0		0
Mail Ballot	11	78.57%	3	21.43%	14
Total	11	78.57%	3	21.43%	14
7041778					
Poll Place	0		0		0
Vote by Mail	0		0		0
Mail Ballot	0		0		0
Total	0		0		0
7041815					
Poll Place	0		0		0
Vote by Mail	0		0		0
Mail Ballot	0		0		0
Total	0		0		0
7041930					
Poll Place	0		0		0
Vote by Mail	0		0		0
Mail Ballot	26	76.47%	8	23.53%	34
Total	26	76.47%	8	23.53%	34
7042265					
Poll Place	0		0		0
Vote by Mail	0		0		0
Mail Ballot	10	41.67%	14	58.33%	24
Total	10	41.67%	14	58.33%	24
7042427					
Poll Place	0		0		0
Vote by Mail	0		0		0
Mail Ballot	14	48.28%	15	51.72%	29
Total	14	48.28%	15	51.72%	29

Precinct	Registered Voters
7042441	
Poll Place	0
Vote by Mail	0
Mail Ballot	0
Total	0
7042783	
Poll Place	0
Vote by Mail	0
Mail Ballot	0
Total	0
7042784	
Poll Place	2
Vote by Mail	2
Mail Ballot	2
Total	2
7042785	
Poll Place	0
Vote by Mail	0
Mail Ballot	0
Total	0
7042789	
Poll Place	0
Vote by Mail	0
Mail Ballot	0
Total	0
7042910	
Poll Place	0
Vote by Mail	0
Mail Ballot	0
Total	0

Precinct	TODD COTTA (REP)		RUDY SALAS (DEM)		Total Votes
7042441					
Poll Place	0		0		0
Vote by Mail	0		0		0
Mail Ballot	0		0		0
Total	0		0		0
7042783					
Poll Place	0		0		0
Vote by Mail	0		0		0
Mail Ballot	0		0		0
Total	0		0		0
7042784					
Poll Place	0		0		0
Vote by Mail	0		0		0
Mail Ballot	1	50.00%	1	50.00%	2
Total	1	50.00%	1	50.00%	2
7042785					
Poll Place	0		0		0
Vote by Mail	0		0		0
Mail Ballot	0		0		0
Total	0		0		0
7042789					
Poll Place	0		0		0
Vote by Mail	0		0		0
Mail Ballot	0		0		0
Total	0		0		0
7042910					
Poll Place	0		0		0
Vote by Mail	0		0		0
Mail Ballot	0		0		0
Total	0		0		0

Precinct	Registered Voters
7043063	
Poll Place	0
Vote by Mail	0
Mail Ballot	0
Total	0
7043101	
Poll Place	0
Vote by Mail	0
Mail Ballot	0
Total	0
7043295	
Poll Place	615
Vote by Mail	615
Mail Ballot	615
Total	615
7043458	
Poll Place	0
Vote by Mail	0
Mail Ballot	0
Total	0
7043561	
Poll Place	227
Vote by Mail	227
Mail Ballot	227
Total	227
7043576	
Poll Place	0
Vote by Mail	0
Mail Ballot	0
Total	0

Precinct	TODD COTTA (REP)		RUDY SALAS (DEM)		Total Votes
7043063					
Poll Place	0		0		0
Vote by Mail	0		0		0
Mail Ballot	0		0		0
Total	0		0		0
7043101					
Poll Place	0		0		0
Vote by Mail	0		0		0
Mail Ballot	0		0		0
Total	0		0		0
7043295					
Poll Place	0		0		0
Vote by Mail	0		0		0
Mail Ballot	229	59.64%	155	40.36%	384
Total	229	59.64%	155	40.36%	384
7043458					
Poll Place	0		0		0
Vote by Mail	0		0		0
Mail Ballot	0		0		0
Total	0		0		0
7043561					
Poll Place	0		0		0
Vote by Mail	0		0		0
Mail Ballot	63	48.46%	67	51.54%	130
Total	63	48.46%	67	51.54%	130
7043576					
Poll Place	0		0		0
Vote by Mail	0		0		0
Mail Ballot	0		0		0
Total	0		0		0

Precinct	Registered Voters
7050030	
Poll Place	191
Vote by Mail	191
Mail Ballot	191
Total	191
7050032	
Poll Place	8
Vote by Mail	8
Mail Ballot	8
Total	8
7050212	
Poll Place	0
Vote by Mail	0
Mail Ballot	0
Total	0
7050220	
Poll Place	182
Vote by Mail	182
Mail Ballot	182
Total	182
7050221	
Poll Place	251
Vote by Mail	251
Mail Ballot	251
Total	251
7050504	
Poll Place	57
Vote by Mail	57
Mail Ballot	57
Total	57

Precinct	TODD COTTA (REP)		RUDY SALAS (DEM)		Total Votes
7050030					
Poll Place	0		0		0
Vote by Mail	0		0		0
Mail Ballot	26	26.53%	72	73.47%	98
Total	26	26.53%	72	73.47%	98
7050032					
Poll Place	0		0		0
Vote by Mail	0		0		0
Mail Ballot	0	0.00%	1	100.00%	1
Total	0	0.00%	1	100.00%	1
7050212					
Poll Place	0		0		0
Vote by Mail	0		0		0
Mail Ballot	0		0		0
Total	0		0		0
7050220					
Poll Place	0		0		0
Vote by Mail	0		0		0
Mail Ballot	18	23.68%	58	76.32%	76
Total	18	23.68%	58	76.32%	76
7050221					
Poll Place	0		0		0
Vote by Mail	0		0		0
Mail Ballot	12	13.33%	78	86.67%	90
Total	12	13.33%	78	86.67%	90
7050504					
Poll Place	0		0		0
Vote by Mail	0		0		0
Mail Ballot	2	10.53%	17	89.47%	19
Total	2	10.53%	17	89.47%	19

Precinct	Registered Voters
7050526	
Poll Place	0
Vote by Mail	0
Mail Ballot	0
Total	0
7050540	
Poll Place	81
Vote by Mail	81
Mail Ballot	81
Total	81
7050542	
Poll Place	420
Vote by Mail	420
Mail Ballot	420
Total	420
7050551	
Poll Place	403
Vote by Mail	403
Mail Ballot	403
Total	403
7050557	
Poll Place	75
Vote by Mail	75
Mail Ballot	75
Total	75
7050561	
Poll Place	227
Vote by Mail	227
Mail Ballot	227
Total	227

Precinct	TODD COTTA (REP)		RUDY SALAS (DEM)		Total Votes
7050526					
Poll Place	0		0		0
Vote by Mail	0		0		0
Mail Ballot	0		0		0
Total	0		0		0
7050540					
Poll Place	0		0		0
Vote by Mail	0		0		0
Mail Ballot	7	21.21%	26	78.79%	33
Total	7	21.21%	26	78.79%	33
7050542					
Poll Place	0		0		0
Vote by Mail	0		0		0
Mail Ballot	64	27.23%	171	72.77%	235
Total	64	27.23%	171	72.77%	235
7050551					
Poll Place	0		0		0
Vote by Mail	0		0		0
Mail Ballot	56	23.93%	178	76.07%	234
Total	56	23.93%	178	76.07%	234
7050557					
Poll Place	0		0		0
Vote by Mail	0		0		0
Mail Ballot	12	28.57%	30	71.43%	42
Total	12	28.57%	30	71.43%	42
7050561					
Poll Place	0		0		0
Vote by Mail	0		0		0
Mail Ballot	34	26.36%	95	73.64%	129
Total	34	26.36%	95	73.64%	129

Precinct	Registered Voters
7050563	
Poll Place	0
Vote by Mail	0
Mail Ballot	0
Total	0
7050564	
Poll Place	0
Vote by Mail	0
Mail Ballot	0
Total	0
7050566	
Poll Place	0
Vote by Mail	0
Mail Ballot	0
Total	0
7050573	
Poll Place	0
Vote by Mail	0
Mail Ballot	0
Total	0
7050579	
Poll Place	139
Vote by Mail	139
Mail Ballot	139
Total	139
7050581	
Poll Place	234
Vote by Mail	234
Mail Ballot	234
Total	234

Precinct	TODD COTTA (REP)		RUDY SALAS (DEM)		Total Votes
7050563					
Poll Place	0		0		0
Vote by Mail	0		0		0
Mail Ballot	0		0		0
Total	0		0		0
7050564					
Poll Place	0		0		0
Vote by Mail	0		0		0
Mail Ballot	0		0		0
Total	0		0		0
7050566					
Poll Place	0		0		0
Vote by Mail	0		0		0
Mail Ballot	0		0		0
Total	0		0		0
7050573					
Poll Place	0		0		0
Vote by Mail	0		0		0
Mail Ballot	0		0		0
Total	0		0		0
7050579					
Poll Place	0		0		0
Vote by Mail	0		0		0
Mail Ballot	26	34.21%	50	65.79%	76
Total	26	34.21%	50	65.79%	76
7050581					
Poll Place	0		0		0
Vote by Mail	0		0		0
Mail Ballot	16	14.41%	95	85.59%	111
Total	16	14.41%	95	85.59%	111

Precinct	Registered Voters
7050582	
Poll Place	29
Vote by Mail	29
Mail Ballot	29
Total	29
7050597	
Poll Place	3
Vote by Mail	3
Mail Ballot	3
Total	3
7050702	
Poll Place	236
Vote by Mail	236
Mail Ballot	236
Total	236
7050707	
Poll Place	249
Vote by Mail	249
Mail Ballot	249
Total	249
7050713	
Poll Place	355
Vote by Mail	355
Mail Ballot	355
Total	355
7050758	
Poll Place	4
Vote by Mail	4
Mail Ballot	4
Total	4

Precinct	TODD COTTA (REP)		RUDY SALAS (DEM)		Total Votes
7050582					
Poll Place	0		0		0
Vote by Mail	0		0		0
Mail Ballot	1	7.14%	13	92.86%	14
Total	1	7.14%	13	92.86%	14
7050597					
Poll Place	0		0		0
Vote by Mail	0		0		0
Mail Ballot	2	100.00%	0	0.00%	2
Total	2	100.00%	0	0.00%	2
7050702					
Poll Place	0		0		0
Vote by Mail	0		0		0
Mail Ballot	37	26.62%	102	73.38%	139
Total	37	26.62%	102	73.38%	139
7050707					
Poll Place	0		0		0
Vote by Mail	0		0		0
Mail Ballot	41	28.28%	104	71.72%	145
Total	41	28.28%	104	71.72%	145
7050713					
Poll Place	0		0		0
Vote by Mail	0		0		0
Mail Ballot	70	31.82%	150	68.18%	220
Total	70	31.82%	150	68.18%	220
7050758					
Poll Place	0		0		0
Vote by Mail	0		0		0
Mail Ballot	2	50.00%	2	50.00%	4
Total	2	50.00%	2	50.00%	4

Precinct	Registered Voters
7050764	
Poll Place	0
Vote by Mail	0
Mail Ballot	0
Total	0
7050769	
Poll Place	0
Vote by Mail	0
Mail Ballot	0
Total	0
7051188	
Poll Place	18
Vote by Mail	18
Mail Ballot	18
Total	18
7051293	
Poll Place	177
Vote by Mail	177
Mail Ballot	177
Total	177
7051294	
Poll Place	63
Vote by Mail	63
Mail Ballot	63
Total	63
7051295	
Poll Place	15
Vote by Mail	15
Mail Ballot	15
Total	15

Precinct	TODD COTTA (REP)		RUDY SALAS (DEM)		Total Votes
7050764					
Poll Place	0		0		0
Vote by Mail	0		0		0
Mail Ballot	0		0		0
Total	0		0		0
7050769					
Poll Place	0		0		0
Vote by Mail	0		0		0
Mail Ballot	0		0		0
Total	0		0		0
7051188					
Poll Place	0		0		0
Vote by Mail	0		0		0
Mail Ballot	1	12.50%	7	87.50%	8
Total	1	12.50%	7	87.50%	8
7051293					
Poll Place	0		0		0
Vote by Mail	0		0		0
Mail Ballot	52	47.27%	58	52.73%	110
Total	52	47.27%	58	52.73%	110
7051294					
Poll Place	0		0		0
Vote by Mail	0		0		0
Mail Ballot	1	7.14%	13	92.86%	14
Total	1	7.14%	13	92.86%	14
7051295					
Poll Place	0		0		0
Vote by Mail	0		0		0
Mail Ballot	4	50.00%	4	50.00%	8
Total	4	50.00%	4	50.00%	8

Precinct	Registered Voters
7051297	
Poll Place	209
Vote by Mail	209
Mail Ballot	209
Total	209
7051298	
Poll Place	289
Vote by Mail	289
Mail Ballot	289
Total	289
7051490	
Poll Place	7
Vote by Mail	7
Mail Ballot	7
Total	7
7051494	
Poll Place	5
Vote by Mail	5
Mail Ballot	5
Total	5
7051679	
Poll Place	71
Vote by Mail	71
Mail Ballot	71
Total	71
7051704	
Poll Place	70
Vote by Mail	70
Mail Ballot	70
Total	70

Precinct	TODD COTTA (REP)		RUDY SALAS (DEM)		Total Votes
7051297					
Poll Place	0		0		0
Vote by Mail	0		0		0
Mail Ballot	70	47.30%	78	52.70%	148
Total	70	47.30%	78	52.70%	148
7051298					
Poll Place	0		0		0
Vote by Mail	0		0		0
Mail Ballot	60	39.22%	93	60.78%	153
Total	60	39.22%	93	60.78%	153
7051490					
Poll Place	0		0		0
Vote by Mail	0		0		0
Mail Ballot	2	66.67%	1	33.33%	3
Total	2	66.67%	1	33.33%	3
7051494					
Poll Place	0		0		0
Vote by Mail	0		0		0
Mail Ballot	2	66.67%	1	33.33%	3
Total	2	66.67%	1	33.33%	3
7051679					
Poll Place	0		0		0
Vote by Mail	0		0		0
Mail Ballot	7	33.33%	14	66.67%	21
Total	7	33.33%	14	66.67%	21
7051704					
Poll Place	0		0		0
Vote by Mail	0		0		0
Mail Ballot	10	27.03%	27	72.97%	37
Total	10	27.03%	27	72.97%	37

Precinct	Registered Voters
7051739	
Poll Place	178
Vote by Mail	178
Mail Ballot	178
Total	178
7051751	
Poll Place	332
Vote by Mail	332
Mail Ballot	332
Total	332
7051779	
Poll Place	0
Vote by Mail	0
Mail Ballot	0
Total	0
7051972	
Poll Place	7
Vote by Mail	7
Mail Ballot	7
Total	7
7052272	
Poll Place	14
Vote by Mail	14
Mail Ballot	14
Total	14
7052770	
Poll Place	178
Vote by Mail	178
Mail Ballot	178
Total	178

Precinct	TODD COTTA (REP)		RUDY SALAS (DEM)		Total Votes
7051739					
Poll Place	0		0		0
Vote by Mail	0		0		0
Mail Ballot	60	53.57%	52	46.43%	112
Total	60	53.57%	52	46.43%	112
7051751					
Poll Place	0		0		0
Vote by Mail	0		0		0
Mail Ballot	71	39.66%	108	60.34%	179
Total	71	39.66%	108	60.34%	179
7051779					
Poll Place	0		0		0
Vote by Mail	0		0		0
Mail Ballot	0		0		0
Total	0		0		0
7051972					
Poll Place	0		0		0
Vote by Mail	0		0		0
Mail Ballot	4	100.00%	0	0.00%	4
Total	4	100.00%	0	0.00%	4
7052272					
Poll Place	0		0		0
Vote by Mail	0		0		0
Mail Ballot	2	50.00%	2	50.00%	4
Total	2	50.00%	2	50.00%	4
7052770					
Poll Place	0		0		0
Vote by Mail	0		0		0
Mail Ballot	22	32.84%	45	67.16%	67
Total	22	32.84%	45	67.16%	67

Precinct	Registered Voters
7053012	
Poll Place	114
Vote by Mail	114
Mail Ballot	114
Total	114
7053752	
Poll Place	10
Vote by Mail	10
Mail Ballot	10
Total	10
7053765	
Poll Place	2
Vote by Mail	2
Mail Ballot	2
Total	2
Kern County - Total	108,628
Cumulative	
Cumulative	
Poll Place	0
Vote by Mail	0
Mail Ballot	0
Total	0
Cumulative - Total	0
County - Total	108,628

Precinct	TODD COTTA (REP)		RUDY SALAS (DEM)		Total Votes
7053012					
Poll Place	0		0		0
Vote by Mail	0		0		0
Mail Ballot	15	24.19%	47	75.81%	62
Total	15	24.19%	47	75.81%	62
7053752					
Poll Place	0		0		0
Vote by Mail	0		0		0
Mail Ballot	5	62.50%	3	37.50%	8
Total	5	62.50%	3	37.50%	8
7053765					
Poll Place	0		0		0
Vote by Mail	0		0		0
Mail Ballot	1	50.00%	1	50.00%	2
Total	1	50.00%	1	50.00%	2
Kern County - Total	18,329	29.31%	44,198	70.69%	62,527
Cumulative					
Cumulative					
Poll Place	0		0		0
Vote by Mail	0		0		0
Mail Ballot	0		0		0
Total	0		0		0
Cumulative - Total	0		0		0
County - Total	18,329	29.31%	44,198	70.69%	62,527

Member of the Assembly 34th District (Vote for 1)

Precinct	Registered Voters
County	
Kern County	
0011195	
Poll Place	1,366
Vote by Mail	1,366
Mail Ballot	1,366
Total	1,366
0011990	
Poll Place	836
Vote by Mail	836
Mail Ballot	836
Total	836
0011991	
Poll Place	876
Vote by Mail	876
Mail Ballot	876
Total	876
0012620	
Poll Place	1,480
Vote by Mail	1,480
Mail Ballot	1,480
Total	1,480
0012622	
Poll Place	1,303
Vote by Mail	1,303
Mail Ballot	1,303
Total	1,303

Precinct	JULIE SOLIS (DEM)		VINCE FONG (REP)		Total Votes
County					
Kern County					
0011195					
Poll Place	24	10.08%	214	89.92%	238
Vote by Mail	133	13.27%	869	86.73%	1,002
Mail Ballot	0		0		0
Total	157	12.66%	1,083	87.34%	1,240
0011990					
Poll Place	16	8.94%	163	91.06%	179
Vote by Mail	153	30.72%	345	69.28%	498
Mail Ballot	0		0		0
Total	169	24.96%	508	75.04%	677
0011991					
Poll Place	19	9.36%	184	90.64%	203
Vote by Mail	117	23.31%	385	76.69%	502
Mail Ballot	0		0		0
Total	136	19.29%	569	80.71%	705
0012620					
Poll Place	19	11.38%	148	88.62%	167
Vote by Mail	248	27.87%	642	72.13%	890
Mail Ballot	0		0		0
Total	267	25.26%	790	74.74%	1,057
0012622					
Poll Place	11	8.66%	116	91.34%	127
Vote by Mail	157	18.28%	702	81.72%	859
Mail Ballot	0		0		0
Total	168	17.04%	818	82.96%	986

Precinct	Registered Voters
0012623	
Poll Place	1,824
Vote by Mail	1,824
Mail Ballot	1,824
Total	1,824
0012650	
Poll Place	1,338
Vote by Mail	1,338
Mail Ballot	1,338
Total	1,338
0012670	
Poll Place	1,586
Vote by Mail	1,586
Mail Ballot	1,586
Total	1,586
0012709	
Poll Place	1,124
Vote by Mail	1,124
Mail Ballot	1,124
Total	1,124
0012921	
Poll Place	1,809
Vote by Mail	1,809
Mail Ballot	1,809
Total	1,809
0012922	
Poll Place	863
Vote by Mail	863
Mail Ballot	863
Total	863

Precinct	JULIE SOLIS (DEM)		VINCE FONG (REP)		Total Votes
0012623					
Poll Place	30	10.20%	264	89.80%	294
Vote by Mail	257	24.18%	806	75.82%	1,063
Mail Ballot	0		0		0
Total	287	21.15%	1,070	78.85%	1,357
0012650					
Poll Place	11	7.86%	129	92.14%	140
Vote by Mail	167	17.54%	785	82.46%	952
Mail Ballot	0		0		0
Total	178	16.30%	914	83.70%	1,092
0012670					
Poll Place	26	11.61%	198	88.39%	224
Vote by Mail	218	22.11%	768	77.89%	986
Mail Ballot	0		0		0
Total	244	20.17%	966	79.83%	1,210
0012709					
Poll Place	23	14.94%	131	85.06%	154
Vote by Mail	182	25.74%	525	74.26%	707
Mail Ballot	0		0		0
Total	205	23.81%	656	76.19%	861
0012921					
Poll Place	33	18.86%	142	81.14%	175
Vote by Mail	400	33.47%	795	66.53%	1,195
Mail Ballot	0		0		0
Total	433	31.61%	937	68.39%	1,370
0012922					
Poll Place	14	15.38%	77	84.62%	91
Vote by Mail	170	28.10%	435	71.90%	605
Mail Ballot	0		0		0
Total	184	26.44%	512	73.56%	696

Precinct	Registered Voters
0012923	
Poll Place	933
Vote by Mail	933
Mail Ballot	933
Total	933
0012924	
Poll Place	1,620
Vote by Mail	1,620
Mail Ballot	1,620
Total	1,620
0012925	
Poll Place	1,566
Vote by Mail	1,566
Mail Ballot	1,566
Total	1,566
0012927	
Poll Place	1,087
Vote by Mail	1,087
Mail Ballot	1,087
Total	1,087
0012928	
Poll Place	1,816
Vote by Mail	1,816
Mail Ballot	1,816
Total	1,816
0012929	
Poll Place	1,479
Vote by Mail	1,479
Mail Ballot	1,479
Total	1,479

Precinct	JULIE SOLIS (DEM)		VINCE FONG (REP)		Total Votes
0012923					
Poll Place	12	13.48%	77	86.52%	89
Vote by Mail	178	30.48%	406	69.52%	584
Mail Ballot	0		0		0
Total	190	28.23%	483	71.77%	673
0012924					
Poll Place	28	16.09%	146	83.91%	174
Vote by Mail	331	28.66%	824	71.34%	1,155
Mail Ballot	0		0		0
Total	359	27.01%	970	72.99%	1,329
0012925					
Poll Place	46	25.27%	136	74.73%	182
Vote by Mail	325	34.36%	621	65.64%	946
Mail Ballot	0		0		0
Total	371	32.89%	757	67.11%	1,128
0012927					
Poll Place	23	14.65%	134	85.35%	157
Vote by Mail	188	26.78%	514	73.22%	702
Mail Ballot	0		0		0
Total	211	24.56%	648	75.44%	859
0012928					
Poll Place	38	23.03%	127	76.97%	165
Vote by Mail	387	32.96%	787	67.04%	1,174
Mail Ballot	0		0		0
Total	425	31.74%	914	68.26%	1,339
0012929					
Poll Place	15	9.26%	147	90.74%	162
Vote by Mail	280	27.94%	722	72.06%	1,002
Mail Ballot	0		0		0
Total	295	25.34%	869	74.66%	1,164

Precinct	Registered Voters
0012933	
Poll Place	1,583
Vote by Mail	1,583
Mail Ballot	1,583
Total	1,583
0012934	
Poll Place	889
Vote by Mail	889
Mail Ballot	889
Total	889
0012935	
Poll Place	1,111
Vote by Mail	1,111
Mail Ballot	1,111
Total	1,111
0012941	
Poll Place	1,522
Vote by Mail	1,522
Mail Ballot	1,522
Total	1,522
0013070	
Poll Place	937
Vote by Mail	937
Mail Ballot	937
Total	937
0013072	
Poll Place	742
Vote by Mail	742
Mail Ballot	742
Total	742

Precinct	JULIE SOLIS (DEM)		VINCE FONG (REP)		Total Votes
0012933					
Poll Place	26	15.03%	147	84.97%	173
Vote by Mail	307	26.44%	854	73.56%	1,161
Mail Ballot	0		0		0
Total	333	24.96%	1,001	75.04%	1,334
0012934					
Poll Place	23	18.40%	102	81.60%	125
Vote by Mail	148	27.98%	381	72.02%	529
Mail Ballot	0		0		0
Total	171	26.15%	483	73.85%	654
0012935					
Poll Place	15	17.05%	73	82.95%	88
Vote by Mail	256	31.22%	564	68.78%	820
Mail Ballot	0		0		0
Total	271	29.85%	637	70.15%	908
0012941					
Poll Place	21	17.07%	102	82.93%	123
Vote by Mail	302	29.07%	737	70.93%	1,039
Mail Ballot	0		0		0
Total	323	27.80%	839	72.20%	1,162
0013070					
Poll Place	8	12.50%	56	87.50%	64
Vote by Mail	166	23.31%	546	76.69%	712
Mail Ballot	0		0		0
Total	174	22.42%	602	77.58%	776
0013072					
Poll Place	2	2.90%	67	97.10%	69
Vote by Mail	128	23.27%	422	76.73%	550
Mail Ballot	0		0		0
Total	130	21.00%	489	79.00%	619

Precinct	Registered Voters
0013076	
Poll Place	478
Vote by Mail	478
Mail Ballot	478
Total	478
0013078	
Poll Place	760
Vote by Mail	760
Mail Ballot	760
Total	760
0015106	
Poll Place	1,590
Vote by Mail	1,590
Mail Ballot	1,590
Total	1,590
0015109	
Poll Place	976
Vote by Mail	976
Mail Ballot	976
Total	976
0015110	
Poll Place	881
Vote by Mail	881
Mail Ballot	881
Total	881
0015113	
Poll Place	1,121
Vote by Mail	1,121
Mail Ballot	1,121
Total	1,121

Precinct	JULIE SOLIS (DEM)		VINCE FONG (REP)		Total Votes
0013076					
Poll Place	10	13.16%	66	86.84%	76
Vote by Mail	82	27.70%	214	72.30%	296
Mail Ballot	0		0		0
Total	92	24.73%	280	75.27%	372
0013078					
Poll Place	26	16.77%	129	83.23%	155
Vote by Mail	103	25.06%	308	74.94%	411
Mail Ballot	0		0		0
Total	129	22.79%	437	77.21%	566
0015106					
Poll Place	31	23.13%	103	76.87%	134
Vote by Mail	364	28.35%	920	71.65%	1,284
Mail Ballot	0		0		0
Total	395	27.86%	1,023	72.14%	1,418
0015109					
Poll Place	17	19.54%	70	80.46%	87
Vote by Mail	191	26.27%	536	73.73%	727
Mail Ballot	0		0		0
Total	208	25.55%	606	74.45%	814
0015110					
Poll Place	4	19.05%	17	80.95%	21
Vote by Mail	151	19.11%	639	80.89%	790
Mail Ballot	0		0		0
Total	155	19.11%	656	80.89%	811
0015113					
Poll Place	19	12.42%	134	87.58%	153
Vote by Mail	174	22.39%	603	77.61%	777
Mail Ballot	0		0		0
Total	193	20.75%	737	79.25%	930

Precinct	Registered Voters
0015114	
Poll Place	797
Vote by Mail	797
Mail Ballot	797
Total	797
0015123	
Poll Place	1,080
Vote by Mail	1,080
Mail Ballot	1,080
Total	1,080
0015124	
Poll Place	1,123
Vote by Mail	1,123
Mail Ballot	1,123
Total	1,123
0015132	
Poll Place	1,049
Vote by Mail	1,049
Mail Ballot	1,049
Total	1,049
0015133	
Poll Place	927
Vote by Mail	927
Mail Ballot	927
Total	927
0015135	
Poll Place	1,146
Vote by Mail	1,146
Mail Ballot	1,146
Total	1,146

Precinct	JULIE SOLIS (DEM)		VINCE FONG (REP)		Total Votes
0015114					
Poll Place	9	10.23%	79	89.77%	88
Vote by Mail	162	30.28%	373	69.72%	535
Mail Ballot	0		0		0
Total	171	27.45%	452	72.55%	623
0015123					
Poll Place	17	11.04%	137	88.96%	154
Vote by Mail	189	26.81%	516	73.19%	705
Mail Ballot	0		0		0
Total	206	23.98%	653	76.02%	859
0015124					
Poll Place	16	13.68%	101	86.32%	117
Vote by Mail	166	20.62%	639	79.38%	805
Mail Ballot	0		0		0
Total	182	19.74%	740	80.26%	922
0015132					
Poll Place	12	15.00%	68	85.00%	80
Vote by Mail	194	23.49%	632	76.51%	826
Mail Ballot	0		0		0
Total	206	22.74%	700	77.26%	906
0015133					
Poll Place	8	5.76%	131	94.24%	139
Vote by Mail	144	22.89%	485	77.11%	629
Mail Ballot	0		0		0
Total	152	19.79%	616	80.21%	768
0015135					
Poll Place	36	29.51%	86	70.49%	122
Vote by Mail	296	38.79%	467	61.21%	763
Mail Ballot	0		0		0
Total	332	37.51%	553	62.49%	885

Precinct	Registered Voters
0020243	
Poll Place	1,601
Vote by Mail	1,601
Mail Ballot	1,601
Total	1,601
0020245	
Poll Place	1,507
Vote by Mail	1,507
Mail Ballot	1,507
Total	1,507
0020246	
Poll Place	1,070
Vote by Mail	1,070
Mail Ballot	1,070
Total	1,070
0020248	
Poll Place	631
Vote by Mail	631
Mail Ballot	631
Total	631
0020249	
Poll Place	893
Vote by Mail	893
Mail Ballot	893
Total	893
0020253	
Poll Place	681
Vote by Mail	681
Mail Ballot	681
Total	681

Precinct	JULIE SOLIS (DEM)		VINCE FONG (REP)		Total Votes
0020243					
Poll Place	44	36.97%	75	63.03%	119
Vote by Mail	454	47.69%	498	52.31%	952
Mail Ballot	0		0		0
Total	498	46.50%	573	53.50%	1,071
0020245					
Poll Place	54	53.47%	47	46.53%	101
Vote by Mail	463	60.13%	307	39.87%	770
Mail Ballot	0		0		0
Total	517	59.36%	354	40.64%	871
0020246					
Poll Place	54	45.76%	64	54.24%	118
Vote by Mail	311	56.65%	238	43.35%	549
Mail Ballot	0		0		0
Total	365	54.72%	302	45.28%	667
0020248					
Poll Place	20	38.46%	32	61.54%	52
Vote by Mail	210	65.42%	111	34.58%	321
Mail Ballot	0		0		0
Total	230	61.66%	143	38.34%	373
0020249					
Poll Place	22	40.74%	32	59.26%	54
Vote by Mail	254	44.80%	313	55.20%	567
Mail Ballot	0		0		0
Total	276	44.44%	345	55.56%	621
0020253					
Poll Place	37	52.11%	34	47.89%	71
Vote by Mail	174	50.88%	168	49.12%	342
Mail Ballot	0		0		0
Total	211	51.09%	202	48.91%	413

Precinct	Registered Voters
0020254	
Poll Place	1,589
Vote by Mail	1,589
Mail Ballot	1,589
Total	1,589
0020256	
Poll Place	1,566
Vote by Mail	1,566
Mail Ballot	1,566
Total	1,566
0020257	
Poll Place	724
Vote by Mail	724
Mail Ballot	724
Total	724
0020260	
Poll Place	968
Vote by Mail	968
Mail Ballot	968
Total	968
0020262	
Poll Place	764
Vote by Mail	764
Mail Ballot	764
Total	764
0020263	
Poll Place	889
Vote by Mail	889
Mail Ballot	889
Total	889

Precinct	JULIE SOLIS (DEM)		VINCE FONG (REP)		Total Votes
0020254					
Poll Place	51	29.14%	124	70.86%	175
Vote by Mail	391	46.11%	457	53.89%	848
Mail Ballot	0		0		0
Total	442	43.21%	581	56.79%	1,023
0020256					
Poll Place	58	40.56%	85	59.44%	143
Vote by Mail	547	54.27%	461	45.73%	1,008
Mail Ballot	0		0		0
Total	605	52.56%	546	47.44%	1,151
0020257					
Poll Place	31	50.00%	31	50.00%	62
Vote by Mail	218	56.04%	171	43.96%	389
Mail Ballot	0		0		0
Total	249	55.21%	202	44.79%	451
0020260					
Poll Place	41	50.62%	40	49.38%	81
Vote by Mail	323	57.17%	242	42.83%	565
Mail Ballot	0		0		0
Total	364	56.35%	282	43.65%	646
0020262					
Poll Place	38	38.78%	60	61.22%	98
Vote by Mail	220	45.55%	263	54.45%	483
Mail Ballot	0		0		0
Total	258	44.41%	323	55.59%	581
0020263					
Poll Place	28	37.84%	46	62.16%	74
Vote by Mail	305	54.76%	252	45.24%	557
Mail Ballot	0		0		0
Total	333	52.77%	298	47.23%	631

Precinct	Registered Voters
0020271	
Poll Place	1,447
Vote by Mail	1,447
Mail Ballot	1,447
Total	1,447
0020272	
Poll Place	1,459
Vote by Mail	1,459
Mail Ballot	1,459
Total	1,459
0020282	
Poll Place	1,210
Vote by Mail	1,210
Mail Ballot	1,210
Total	1,210
0020283	
Poll Place	2,570
Vote by Mail	2,570
Mail Ballot	2,570
Total	2,570
0020284	
Poll Place	908
Vote by Mail	908
Mail Ballot	908
Total	908
0020286	
Poll Place	1,505
Vote by Mail	1,505
Mail Ballot	1,505
Total	1,505

Precinct	JULIE SOLIS (DEM)		VINCE FONG (REP)		Total Votes
0020271					
Poll Place	64	49.23%	66	50.77%	130
Vote by Mail	473	56.04%	371	43.96%	844
Mail Ballot	0		0		0
Total	537	55.13%	437	44.87%	974
0020272					
Poll Place	45	54.22%	38	45.78%	83
Vote by Mail	527	60.57%	343	39.43%	870
Mail Ballot	0		0		0
Total	572	60.02%	381	39.98%	953
0020282					
Poll Place	52	36.36%	91	63.64%	143
Vote by Mail	363	48.08%	392	51.92%	755
Mail Ballot	0		0		0
Total	415	46.21%	483	53.79%	898
0020283					
Poll Place	72	40.22%	107	59.78%	179
Vote by Mail	851	50.87%	822	49.13%	1,673
Mail Ballot	0		0		0
Total	923	49.84%	929	50.16%	1,852
0020284					
Poll Place	45	51.72%	42	48.28%	87
Vote by Mail	261	51.68%	244	48.32%	505
Mail Ballot	0		0		0
Total	306	51.69%	286	48.31%	592
0020286					
Poll Place	54	45.00%	66	55.00%	120
Vote by Mail	522	54.09%	443	45.91%	965
Mail Ballot	0		0		0
Total	576	53.09%	509	46.91%	1,085

Precinct	Registered Voters
0020288	
Poll Place	924
Vote by Mail	924
Mail Ballot	924
Total	924
0020289	
Poll Place	1,429
Vote by Mail	1,429
Mail Ballot	1,429
Total	1,429
0020294	
Poll Place	1,168
Vote by Mail	1,168
Mail Ballot	1,168
Total	1,168
0020298	
Poll Place	1,210
Vote by Mail	1,210
Mail Ballot	1,210
Total	1,210
0021143	
Poll Place	1,124
Vote by Mail	1,124
Mail Ballot	1,124
Total	1,124
0021144	
Poll Place	983
Vote by Mail	983
Mail Ballot	983
Total	983

Precinct	JULIE SOLIS (DEM)		VINCE FONG (REP)		Total Votes
0020288					
Poll Place	29	38.16%	47	61.84%	76
Vote by Mail	243	54.12%	206	45.88%	449
Mail Ballot	0		0		0
Total	272	51.81%	253	48.19%	525
0020289					
Poll Place	45	40.91%	65	59.09%	110
Vote by Mail	434	55.01%	355	44.99%	789
Mail Ballot	0		0		0
Total	479	53.28%	420	46.72%	899
0020294					
Poll Place	34	32.69%	70	67.31%	104
Vote by Mail	322	43.22%	423	56.78%	745
Mail Ballot	0		0		0
Total	356	41.93%	493	58.07%	849
0020298					
Poll Place	32	38.55%	51	61.45%	83
Vote by Mail	400	53.40%	349	46.60%	749
Mail Ballot	0		0		0
Total	432	51.92%	400	48.08%	832
0021143					
Poll Place	18	10.59%	152	89.41%	170
Vote by Mail	221	27.73%	576	72.27%	797
Mail Ballot	0		0		0
Total	239	24.72%	728	75.28%	967
0021144					
Poll Place	6	5.26%	108	94.74%	114
Vote by Mail	192	26.63%	529	73.37%	721
Mail Ballot	0		0		0
Total	198	23.71%	637	76.29%	835

Precinct	Registered Voters
0021145	
Poll Place	1,444
Vote by Mail	1,444
Mail Ballot	1,444
Total	1,444
0021148	
Poll Place	852
Vote by Mail	852
Mail Ballot	852
Total	852
0021511	
Poll Place	382
Vote by Mail	382
Mail Ballot	382
Total	382
0021512	
Poll Place	1,090
Vote by Mail	1,090
Mail Ballot	1,090
Total	1,090
0021513	
Poll Place	262
Vote by Mail	262
Mail Ballot	262
Total	262
0021885	
Poll Place	876
Vote by Mail	876
Mail Ballot	876
Total	876

Precinct	JULIE SOLIS (DEM)		VINCE FONG (REP)		Total Votes
0021145					
Poll Place	13	6.63%	183	93.37%	196
Vote by Mail	309	28.35%	781	71.65%	1,090
Mail Ballot	0		0		0
Total	322	25.04%	964	74.96%	1,286
0021148					
Poll Place	8	6.20%	121	93.80%	129
Vote by Mail	162	26.56%	448	73.44%	610
Mail Ballot	0		0		0
Total	170	23.00%	569	77.00%	739
0021511					
Poll Place	5	11.90%	37	88.10%	42
Vote by Mail	46	15.92%	243	84.08%	289
Mail Ballot	0		0		0
Total	51	15.41%	280	84.59%	331
0021512					
Poll Place	10	8.00%	115	92.00%	125
Vote by Mail	170	20.56%	657	79.44%	827
Mail Ballot	0		0		0
Total	180	18.91%	772	81.09%	952
0021513					
Poll Place	1	4.35%	22	95.65%	23
Vote by Mail	38	18.91%	163	81.09%	201
Mail Ballot	0		0		0
Total	39	17.41%	185	82.59%	224
0021885					
Poll Place	13	9.63%	122	90.37%	135
Vote by Mail	150	25.55%	437	74.45%	587
Mail Ballot	0		0		0
Total	163	22.58%	559	77.42%	722

Precinct	Registered Voters
0021886	
Poll Place	1,008
Vote by Mail	1,008
Mail Ballot	1,008
Total	1,008
0021888	
Poll Place	1,381
Vote by Mail	1,381
Mail Ballot	1,381
Total	1,381
0021889	
Poll Place	1,513
Vote by Mail	1,513
Mail Ballot	1,513
Total	1,513
0021894	
Poll Place	1,067
Vote by Mail	1,067
Mail Ballot	1,067
Total	1,067
0022003	
Poll Place	856
Vote by Mail	856
Mail Ballot	856
Total	856
0022004	
Poll Place	867
Vote by Mail	867
Mail Ballot	867
Total	867

Precinct	JULIE SOLIS (DEM)		VINCE FONG (REP)		Total Votes
0021886					
Poll Place	17	21.79%	61	78.21%	78
Vote by Mail	192	29.49%	459	70.51%	651
Mail Ballot	0		0		0
Total	209	28.67%	520	71.33%	729
0021888					
Poll Place	15	9.87%	137	90.13%	152
Vote by Mail	215	20.67%	825	79.33%	1,040
Mail Ballot	0		0		0
Total	230	19.30%	962	80.70%	1,192
0021889					
Poll Place	13	8.18%	146	91.82%	159
Vote by Mail	265	24.27%	827	75.73%	1,092
Mail Ballot	0		0		0
Total	278	22.22%	973	77.78%	1,251
0021894					
Poll Place	17	10.49%	145	89.51%	162
Vote by Mail	177	24.96%	532	75.04%	709
Mail Ballot	0		0		0
Total	194	22.27%	677	77.73%	871
0022003					
Poll Place	41	48.81%	43	51.19%	84
Vote by Mail	271	59.69%	183	40.31%	454
Mail Ballot	0		0		0
Total	312	57.99%	226	42.01%	538
0022004					
Poll Place	27	50.94%	26	49.06%	53
Vote by Mail	245	50.31%	242	49.69%	487
Mail Ballot	0		0		0
Total	272	50.37%	268	49.63%	540

Precinct	Registered Voters
0022005	
Poll Place	1,026
Vote by Mail	1,026
Mail Ballot	1,026
Total	1,026
0022006	
Poll Place	1,648
Vote by Mail	1,648
Mail Ballot	1,648
Total	1,648
0022008	
Poll Place	1,461
Vote by Mail	1,461
Mail Ballot	1,461
Total	1,461
0022018	
Poll Place	1,880
Vote by Mail	1,880
Mail Ballot	1,880
Total	1,880
0022030	
Poll Place	1,776
Vote by Mail	1,776
Mail Ballot	1,776
Total	1,776
0022033	
Poll Place	1,204
Vote by Mail	1,204
Mail Ballot	1,204
Total	1,204

Precinct	JULIE SOLIS (DEM)		VINCE FONG (REP)		Total Votes
0022005					
Poll Place	45	51.14%	43	48.86%	88
Vote by Mail	297	61.62%	185	38.38%	482
Mail Ballot	0		0		0
Total	342	60.00%	228	40.00%	570
0022006					
Poll Place	57	48.31%	61	51.69%	118
Vote by Mail	509	54.85%	419	45.15%	928
Mail Ballot	0		0		0
Total	566	54.11%	480	45.89%	1,046
0022008					
Poll Place	37	38.14%	60	61.86%	97
Vote by Mail	409	49.28%	421	50.72%	830
Mail Ballot	0		0		0
Total	446	48.11%	481	51.89%	927
0022018					
Poll Place	58	30.37%	133	69.63%	191
Vote by Mail	491	40.11%	733	59.89%	1,224
Mail Ballot	0		0		0
Total	549	38.80%	866	61.20%	1,415
0022030					
Poll Place	48	38.40%	77	61.60%	125
Vote by Mail	591	53.48%	514	46.52%	1,105
Mail Ballot	0		0		0
Total	639	51.95%	591	48.05%	1,230
0022033					
Poll Place	31	31.63%	67	68.37%	98
Vote by Mail	349	47.81%	381	52.19%	730
Mail Ballot	0		0		0
Total	380	45.89%	448	54.11%	828

Precinct	Registered Voters
0022037	
Poll Place	1,726
Vote by Mail	1,726
Mail Ballot	1,726
Total	1,726
0022480	
Poll Place	1,258
Vote by Mail	1,258
Mail Ballot	1,258
Total	1,258
0023211	
Poll Place	1,114
Vote by Mail	1,114
Mail Ballot	1,114
Total	1,114
0023212	
Poll Place	833
Vote by Mail	833
Mail Ballot	833
Total	833
0023239	
Poll Place	389
Vote by Mail	389
Mail Ballot	389
Total	389
0023240	
Poll Place	789
Vote by Mail	789
Mail Ballot	789
Total	789

Precinct	JULIE SOLIS (DEM)		VINCE FONG (REP)		Total Votes
0022037					
Poll Place	68	38.64%	108	61.36%	176
Vote by Mail	569	52.98%	505	47.02%	1,074
Mail Ballot	0		0		0
Total	637	50.96%	613	49.04%	1,250
0022480					
Poll Place	15	9.38%	145	90.63%	160
Vote by Mail	236	29.03%	577	70.97%	813
Mail Ballot	0		0		0
Total	251	25.80%	722	74.20%	973
0023211					
Poll Place	18	9.38%	174	90.63%	192
Vote by Mail	159	20.65%	611	79.35%	770
Mail Ballot	0		0		0
Total	177	18.40%	785	81.60%	962
0023212					
Poll Place	9	7.26%	115	92.74%	124
Vote by Mail	145	24.49%	447	75.51%	592
Mail Ballot	0		0		0
Total	154	21.51%	562	78.49%	716
0023239					
Poll Place	24	40.00%	36	60.00%	60
Vote by Mail	95	45.89%	112	54.11%	207
Mail Ballot	0		0		0
Total	119	44.57%	148	55.43%	267
0023240					
Poll Place	39	43.82%	50	56.18%	89
Vote by Mail	191	49.10%	198	50.90%	389
Mail Ballot	0		0		0
Total	230	48.12%	248	51.88%	478

Precinct	Registered Voters
0023241	
Poll Place	685
Vote by Mail	685
Mail Ballot	685
Total	685
0023401	
Poll Place	832
Vote by Mail	832
Mail Ballot	832
Total	832
0023402	
Poll Place	1,164
Vote by Mail	1,164
Mail Ballot	1,164
Total	1,164
0023404	
Poll Place	1,317
Vote by Mail	1,317
Mail Ballot	1,317
Total	1,317
0023406	
Poll Place	1,010
Vote by Mail	1,010
Mail Ballot	1,010
Total	1,010
0025270	
Poll Place	996
Vote by Mail	996
Mail Ballot	996
Total	996

Precinct	JULIE SOLIS (DEM)		VINCE FONG (REP)		Total Votes
0023241					
Poll Place	28	54.90%	23	45.10%	51
Vote by Mail	180	47.24%	201	52.76%	381
Mail Ballot	0		0		0
Total	208	48.15%	224	51.85%	432
0023401					
Poll Place	23	20.91%	87	79.09%	110
Vote by Mail	186	35.23%	342	64.77%	528
Mail Ballot	0		0		0
Total	209	32.76%	429	67.24%	638
0023402					
Poll Place	23	15.13%	129	84.87%	152
Vote by Mail	219	28.59%	547	71.41%	766
Mail Ballot	0		0		0
Total	242	26.36%	676	73.64%	918
0023404					
Poll Place	17	12.32%	121	87.68%	138
Vote by Mail	248	26.41%	691	73.59%	939
Mail Ballot	0		0		0
Total	265	24.61%	812	75.39%	1,077
0023406					
Poll Place	23	25.00%	69	75.00%	92
Vote by Mail	235	38.59%	374	61.41%	609
Mail Ballot	0		0		0
Total	258	36.80%	443	63.20%	701
0025270					
Poll Place	31	25.20%	92	74.80%	123
Vote by Mail	284	48.14%	306	51.86%	590
Mail Ballot	0		0		0
Total	315	44.18%	398	55.82%	713

Precinct	Registered Voters
0025271	
Poll Place	933
Vote by Mail	933
Mail Ballot	933
Total	933
0025272	
Poll Place	1,098
Vote by Mail	1,098
Mail Ballot	1,098
Total	1,098
0025289	
Poll Place	1,010
Vote by Mail	1,010
Mail Ballot	1,010
Total	1,010
0030040	
Poll Place	1,257
Vote by Mail	1,257
Mail Ballot	1,257
Total	1,257
0030060	
Poll Place	963
Vote by Mail	963
Mail Ballot	963
Total	963
0030150	
Poll Place	1,559
Vote by Mail	1,559
Mail Ballot	1,559
Total	1,559

Precinct	JULIE SOLIS (DEM)		VINCE FONG (REP)		Total Votes
0025271					
Poll Place	24	44.44%	30	55.56%	54
Vote by Mail	273	47.31%	304	52.69%	577
Mail Ballot	0		0		0
Total	297	47.07%	334	52.93%	631
0025272					
Poll Place	35	44.30%	44	55.70%	79
Vote by Mail	366	53.90%	313	46.10%	679
Mail Ballot	0		0		0
Total	401	52.90%	357	47.10%	758
0025289					
Poll Place	40	38.10%	65	61.90%	105
Vote by Mail	259	49.52%	264	50.48%	523
Mail Ballot	0		0		0
Total	299	47.61%	329	52.39%	628
0030040					
Poll Place	19	11.66%	144	88.34%	163
Vote by Mail	213	31.19%	470	68.81%	683
Mail Ballot	0		0		0
Total	232	27.42%	614	72.58%	846
0030060					
Poll Place	21	15.44%	115	84.56%	136
Vote by Mail	150	27.93%	387	72.07%	537
Mail Ballot	0		0		0
Total	171	25.41%	502	74.59%	673
0030150					
Poll Place	33	22.60%	113	77.40%	146
Vote by Mail	230	35.22%	423	64.78%	653
Mail Ballot	0		0		0
Total	263	32.92%	536	67.08%	799

Precinct	Registered Voters
0030170	
Poll Place	1,212
Vote by Mail	1,212
Mail Ballot	1,212
Total	1,212
0030302	
Poll Place	1,062
Vote by Mail	1,062
Mail Ballot	1,062
Total	1,062
0030304	
Poll Place	1,440
Vote by Mail	1,440
Mail Ballot	1,440
Total	1,440
0030308	
Poll Place	1,441
Vote by Mail	1,441
Mail Ballot	1,441
Total	1,441
0030312	
Poll Place	1,132
Vote by Mail	1,132
Mail Ballot	1,132
Total	1,132
0030314	
Poll Place	1,121
Vote by Mail	1,121
Mail Ballot	1,121
Total	1,121

Precinct	JULIE SOLIS (DEM)		VINCE FONG (REP)		Total Votes
0030170					
Poll Place	35	27.56%	92	72.44%	127
Vote by Mail	181	33.71%	356	66.29%	537
Mail Ballot	0		0		0
Total	216	32.53%	448	67.47%	664
0030302					
Poll Place	30	23.81%	96	76.19%	126
Vote by Mail	286	49.31%	294	50.69%	580
Mail Ballot	0		0		0
Total	316	44.76%	390	55.24%	706
0030304					
Poll Place	26	30.95%	58	69.05%	84
Vote by Mail	436	48.50%	463	51.50%	899
Mail Ballot	0		0		0
Total	462	47.00%	521	53.00%	983
0030308					
Poll Place	32	34.41%	61	65.59%	93
Vote by Mail	440	51.70%	411	48.30%	851
Mail Ballot	0		0		0
Total	472	50.00%	472	50.00%	944
0030312					
Poll Place	35	23.33%	115	76.67%	150
Vote by Mail	296	41.93%	410	58.07%	706
Mail Ballot	0		0		0
Total	331	38.67%	525	61.33%	856
0030314					
Poll Place	23	29.11%	56	70.89%	79
Vote by Mail	285	44.25%	359	55.75%	644
Mail Ballot	0		0		0
Total	308	42.60%	415	57.40%	723

Precinct	Registered Voters
0030316	
Poll Place	964
Vote by Mail	964
Mail Ballot	964
Total	964
0030317	
Poll Place	514
Vote by Mail	514
Mail Ballot	514
Total	514
0030318	
Poll Place	1,425
Vote by Mail	1,425
Mail Ballot	1,425
Total	1,425
0030321	
Poll Place	774
Vote by Mail	774
Mail Ballot	774
Total	774
0030322	
Poll Place	1,248
Vote by Mail	1,248
Mail Ballot	1,248
Total	1,248
0030325	
Poll Place	839
Vote by Mail	839
Mail Ballot	839
Total	839

Precinct	JULIE SOLIS (DEM)		VINCE FONG (REP)		Total Votes
0030316					
Poll Place	43	39.45%	66	60.55%	109
Vote by Mail	212	36.93%	362	63.07%	574
Mail Ballot	0		0		0
Total	255	37.34%	428	62.66%	683
0030317					
Poll Place	12	33.33%	24	66.67%	36
Vote by Mail	134	42.68%	180	57.32%	314
Mail Ballot	0		0		0
Total	146	41.71%	204	58.29%	350
0030318					
Poll Place	42	31.34%	92	68.66%	134
Vote by Mail	379	44.59%	471	55.41%	850
Mail Ballot	0		0		0
Total	421	42.78%	563	57.22%	984
0030321					
Poll Place	17	29.82%	40	70.18%	57
Vote by Mail	231	40.81%	335	59.19%	566
Mail Ballot	0		0		0
Total	248	39.81%	375	60.19%	623
0030322					
Poll Place	45	32.37%	94	67.63%	139
Vote by Mail	304	37.72%	502	62.28%	806
Mail Ballot	0		0		0
Total	349	36.93%	596	63.07%	945
0030325					
Poll Place	17	28.81%	42	71.19%	59
Vote by Mail	194	37.09%	329	62.91%	523
Mail Ballot	0		0		0
Total	211	36.25%	371	63.75%	582

Precinct	Registered Voters
0030332	
Poll Place	482
Vote by Mail	482
Mail Ballot	482
Total	482
0030337	
Poll Place	1,216
Vote by Mail	1,216
Mail Ballot	1,216
Total	1,216
0030338	
Poll Place	1,006
Vote by Mail	1,006
Mail Ballot	1,006
Total	1,006
0030339	
Poll Place	1,556
Vote by Mail	1,556
Mail Ballot	1,556
Total	1,556
0030348	
Poll Place	931
Vote by Mail	931
Mail Ballot	931
Total	931
0030351	
Poll Place	1,528
Vote by Mail	1,528
Mail Ballot	1,528
Total	1,528

Precinct	JULIE SOLIS (DEM)		VINCE FONG (REP)		Total Votes
0030332					
Poll Place	14	43.75%	18	56.25%	32
Vote by Mail	105	56.76%	80	43.24%	185
Mail Ballot	0		0		0
Total	119	54.84%	98	45.16%	217
0030337					
Poll Place	25	23.15%	83	76.85%	108
Vote by Mail	325	39.93%	489	60.07%	814
Mail Ballot	0		0		0
Total	350	37.96%	572	62.04%	922
0030338					
Poll Place	24	18.32%	107	81.68%	131
Vote by Mail	228	35.19%	420	64.81%	648
Mail Ballot	0		0		0
Total	252	32.35%	527	67.65%	779
0030339					
Poll Place	66	33.85%	129	66.15%	195
Vote by Mail	412	42.69%	553	57.31%	965
Mail Ballot	0		0		0
Total	478	41.21%	682	58.79%	1,160
0030348					
Poll Place	34	35.79%	61	64.21%	95
Vote by Mail	274	45.29%	331	54.71%	605
Mail Ballot	0		0		0
Total	308	44.00%	392	56.00%	700
0030351					
Poll Place	63	45.65%	75	54.35%	138
Vote by Mail	436	50.64%	425	49.36%	861
Mail Ballot	0		0		0
Total	499	49.95%	500	50.05%	999

Precinct	Registered Voters
0030352	
Poll Place	1,029
Vote by Mail	1,029
Mail Ballot	1,029
Total	1,029
0030354	
Poll Place	696
Vote by Mail	696
Mail Ballot	696
Total	696
0030364	
Poll Place	929
Vote by Mail	929
Mail Ballot	929
Total	929
0030367	
Poll Place	1,526
Vote by Mail	1,526
Mail Ballot	1,526
Total	1,526
0030374	
Poll Place	999
Vote by Mail	999
Mail Ballot	999
Total	999
0030385	
Poll Place	714
Vote by Mail	714
Mail Ballot	714
Total	714

Precinct	JULIE SOLIS (DEM)		VINCE FONG (REP)		Total Votes
0030352					
Poll Place	49	37.69%	81	62.31%	130
Vote by Mail	255	35.32%	467	64.68%	722
Mail Ballot	0		0		0
Total	304	35.68%	548	64.32%	852
0030354					
Poll Place	28	23.33%	92	76.67%	120
Vote by Mail	144	32.43%	300	67.57%	444
Mail Ballot	0		0		0
Total	172	30.50%	392	69.50%	564
0030364					
Poll Place	25	17.99%	114	82.01%	139
Vote by Mail	202	35.94%	360	64.06%	562
Mail Ballot	0		0		0
Total	227	32.38%	474	67.62%	701
0030367					
Poll Place	39	33.05%	79	66.95%	118
Vote by Mail	387	39.13%	602	60.87%	989
Mail Ballot	0		0		0
Total	426	38.48%	681	61.52%	1,107
0030374					
Poll Place	33	28.95%	81	71.05%	114
Vote by Mail	300	47.54%	331	52.46%	631
Mail Ballot	0		0		0
Total	333	44.70%	412	55.30%	745
0030385					
Poll Place	11	16.67%	55	83.33%	66
Vote by Mail	165	30.96%	368	69.04%	533
Mail Ballot	0		0		0
Total	176	29.38%	423	70.62%	599

Precinct	Registered Voters
0030386	
Poll Place	1,185
Vote by Mail	1,185
Mail Ballot	1,185
Total	1,185
0030387	
Poll Place	1,140
Vote by Mail	1,140
Mail Ballot	1,140
Total	1,140
0030389	
Poll Place	732
Vote by Mail	732
Mail Ballot	732
Total	732
0030390	
Poll Place	1,320
Vote by Mail	1,320
Mail Ballot	1,320
Total	1,320
0030393	
Poll Place	856
Vote by Mail	856
Mail Ballot	856
Total	856
0030396	
Poll Place	812
Vote by Mail	812
Mail Ballot	812
Total	812

Precinct	JULIE SOLIS (DEM)		VINCE FONG (REP)		Total Votes
0030386					
Poll Place	18	15.00%	102	85.00%	120
Vote by Mail	221	27.39%	586	72.61%	807
Mail Ballot	0		0		0
Total	239	25.78%	688	74.22%	927
0030387					
Poll Place	20	12.50%	140	87.50%	160
Vote by Mail	196	23.76%	629	76.24%	825
Mail Ballot	0		0		0
Total	216	21.93%	769	78.07%	985
0030389					
Poll Place	20	31.25%	44	68.75%	64
Vote by Mail	183	36.38%	320	63.62%	503
Mail Ballot	0		0		0
Total	203	35.80%	364	64.20%	567
0030390					
Poll Place	12	7.50%	148	92.50%	160
Vote by Mail	197	20.63%	758	79.37%	955
Mail Ballot	0		0		0
Total	209	18.74%	906	81.26%	1,115
0030393					
Poll Place	13	14.13%	79	85.87%	92
Vote by Mail	136	21.55%	495	78.45%	631
Mail Ballot	0		0		0
Total	149	20.61%	574	79.39%	723
0030396					
Poll Place	16	14.29%	96	85.71%	112
Vote by Mail	167	30.42%	382	69.58%	549
Mail Ballot	0		0		0
Total	183	27.69%	478	72.31%	661

Precinct	Registered Voters
0030399	
Poll Place	1,198
Vote by Mail	1,198
Mail Ballot	1,198
Total	1,198
0031772	
Poll Place	1,163
Vote by Mail	1,163
Mail Ballot	1,163
Total	1,163
0031950	
Poll Place	707
Vote by Mail	707
Mail Ballot	707
Total	707
0032170	
Poll Place	932
Vote by Mail	932
Mail Ballot	932
Total	932
0032214	
Poll Place	651
Vote by Mail	651
Mail Ballot	651
Total	651
0032240	
Poll Place	847
Vote by Mail	847
Mail Ballot	847
Total	847

Precinct	JULIE SOLIS (DEM)		VINCE FONG (REP)		Total Votes
0030399					
Poll Place	63	64.29%	35	35.71%	98
Vote by Mail	320	65.31%	170	34.69%	490
Mail Ballot	0		0		0
Total	383	65.14%	205	34.86%	588
0031772					
Poll Place	19	13.01%	127	86.99%	146
Vote by Mail	186	35.03%	345	64.97%	531
Mail Ballot	0		0		0
Total	205	30.28%	472	69.72%	677
0031950					
Poll Place	13	13.68%	82	86.32%	95
Vote by Mail	117	34.21%	225	65.79%	342
Mail Ballot	0		0		0
Total	130	29.75%	307	70.25%	437
0032170					
Poll Place	35	28.93%	86	71.07%	121
Vote by Mail	204	35.66%	368	64.34%	572
Mail Ballot	0		0		0
Total	239	34.49%	454	65.51%	693
0032214					
Poll Place	5	9.43%	48	90.57%	53
Vote by Mail	94	22.71%	320	77.29%	414
Mail Ballot	0		0		0
Total	99	21.20%	368	78.80%	467
0032240					
Poll Place	12	30.00%	28	70.00%	40
Vote by Mail	155	34.14%	299	65.86%	454
Mail Ballot	0		0		0
Total	167	33.81%	327	66.19%	494

Precinct	Registered Voters
0032330	
Poll Place	584
Vote by Mail	584
Mail Ballot	584
Total	584
0032340	
Poll Place	596
Vote by Mail	596
Mail Ballot	596
Total	596
0032380	
Poll Place	629
Vote by Mail	629
Mail Ballot	629
Total	629
0032441	
Poll Place	1,140
Vote by Mail	1,140
Mail Ballot	1,140
Total	1,140
0032640	
Poll Place	1,435
Vote by Mail	1,435
Mail Ballot	1,435
Total	1,435
0032652	
Poll Place	1,415
Vote by Mail	1,415
Mail Ballot	1,415
Total	1,415

Precinct	JULIE SOLIS (DEM)		VINCE FONG (REP)		Total Votes
0032330					
Poll Place	5	17.24%	24	82.76%	29
Vote by Mail	125	29.21%	303	70.79%	428
Mail Ballot	0		0		0
Total	130	28.45%	327	71.55%	457
0032340					
Poll Place	9	23.68%	29	76.32%	38
Vote by Mail	99	21.71%	357	78.29%	456
Mail Ballot	0		0		0
Total	108	21.86%	386	78.14%	494
0032380					
Poll Place	12	40.00%	18	60.00%	30
Vote by Mail	163	37.56%	271	62.44%	434
Mail Ballot	0		0		0
Total	175	37.72%	289	62.28%	464
0032441					
Poll Place	19	16.81%	94	83.19%	113
Vote by Mail	187	34.89%	349	65.11%	536
Mail Ballot	0		0		0
Total	206	31.74%	443	68.26%	649
0032640					
Poll Place	6	3.05%	191	96.95%	197
Vote by Mail	164	16.14%	852	83.86%	1,016
Mail Ballot	0		0		0
Total	170	14.01%	1,043	85.99%	1,213
0032652					
Poll Place	8	10.26%	70	89.74%	78
Vote by Mail	165	14.86%	945	85.14%	1,110
Mail Ballot	0		0		0
Total	173	14.56%	1,015	85.44%	1,188

Precinct	Registered Voters
0032731	
Poll Place	1,219
Vote by Mail	1,219
Mail Ballot	1,219
Total	1,219
0032732	
Poll Place	307
Vote by Mail	307
Mail Ballot	307
Total	307
0032750	
Poll Place	1,553
Vote by Mail	1,553
Mail Ballot	1,553
Total	1,553
0032751	
Poll Place	830
Vote by Mail	830
Mail Ballot	830
Total	830
0032762	
Poll Place	763
Vote by Mail	763
Mail Ballot	763
Total	763
0033040	
Poll Place	1,618
Vote by Mail	1,618
Mail Ballot	1,618
Total	1,618

Precinct	JULIE SOLIS (DEM)		VINCE FONG (REP)		Total Votes
0032731					
Poll Place	26	19.26%	109	80.74%	135
Vote by Mail	232	31.74%	499	68.26%	731
Mail Ballot	0		0		0
Total	258	29.79%	608	70.21%	866
0032732					
Poll Place	5	12.50%	35	87.50%	40
Vote by Mail	60	25.42%	176	74.58%	236
Mail Ballot	0		0		0
Total	65	23.55%	211	76.45%	276
0032750					
Poll Place	85	53.13%	75	46.88%	160
Vote by Mail	447	56.80%	340	43.20%	787
Mail Ballot	0		0		0
Total	532	56.18%	415	43.82%	947
0032751					
Poll Place	43	48.31%	46	51.69%	89
Vote by Mail	189	47.49%	209	52.51%	398
Mail Ballot	0		0		0
Total	232	47.64%	255	52.36%	487
0032762					
Poll Place	37	54.41%	31	45.59%	68
Vote by Mail	257	62.23%	156	37.77%	413
Mail Ballot	0		0		0
Total	294	61.12%	187	38.88%	481
0033040					
Poll Place	20	10.10%	178	89.90%	198
Vote by Mail	187	17.83%	862	82.17%	1,049
Mail Ballot	0		0		0
Total	207	16.60%	1,040	83.40%	1,247

Precinct	Registered Voters
0033042	
Poll Place	1,130
Vote by Mail	1,130
Mail Ballot	1,130
Total	1,130
0033150	
Poll Place	467
Vote by Mail	467
Mail Ballot	467
Total	467
0033161	
Poll Place	370
Vote by Mail	370
Mail Ballot	370
Total	370
0035601	
Poll Place	861
Vote by Mail	861
Mail Ballot	861
Total	861
0035602	
Poll Place	614
Vote by Mail	614
Mail Ballot	614
Total	614
0035603	
Poll Place	881
Vote by Mail	881
Mail Ballot	881
Total	881

Precinct	JULIE SOLIS (DEM)		VINCE FONG (REP)		Total Votes
0033042					
Poll Place	17	15.74%	91	84.26%	108
Vote by Mail	122	16.62%	612	83.38%	734
Mail Ballot	0		0		0
Total	139	16.51%	703	83.49%	842
0033150					
Poll Place	11	23.91%	35	76.09%	46
Vote by Mail	143	42.69%	192	57.31%	335
Mail Ballot	0		0		0
Total	154	40.42%	227	59.58%	381
0033161					
Poll Place	9	30.00%	21	70.00%	30
Vote by Mail	105	44.68%	130	55.32%	235
Mail Ballot	0		0		0
Total	114	43.02%	151	56.98%	265
0035601					
Poll Place	8	7.84%	94	92.16%	102
Vote by Mail	165	27.36%	438	72.64%	603
Mail Ballot	0		0		0
Total	173	24.54%	532	75.46%	705
0035602					
Poll Place	19	25.00%	57	75.00%	76
Vote by Mail	173	42.20%	237	57.80%	410
Mail Ballot	0		0		0
Total	192	39.51%	294	60.49%	486
0035603					
Poll Place	18	15.52%	98	84.48%	116
Vote by Mail	124	20.81%	472	79.19%	596
Mail Ballot	0		0		0
Total	142	19.94%	570	80.06%	712

Precinct	Registered Voters
0035604	
Poll Place	1,187
Vote by Mail	1,187
Mail Ballot	1,187
Total	1,187
0035624	
Poll Place	458
Vote by Mail	458
Mail Ballot	458
Total	458
0035628	
Poll Place	1,817
Vote by Mail	1,817
Mail Ballot	1,817
Total	1,817
0035629	
Poll Place	1,147
Vote by Mail	1,147
Mail Ballot	1,147
Total	1,147
0035631	
Poll Place	1,022
Vote by Mail	1,022
Mail Ballot	1,022
Total	1,022
0035632	
Poll Place	765
Vote by Mail	765
Mail Ballot	765
Total	765

Precinct	JULIE SOLIS (DEM)		VINCE FONG (REP)		Total Votes
0035604					
Poll Place	13	12.38%	92	87.62%	105
Vote by Mail	236	27.25%	630	72.75%	866
Mail Ballot	0		0		0
Total	249	25.64%	722	74.36%	971
0035624					
Poll Place	7	18.42%	31	81.58%	38
Vote by Mail	85	27.07%	229	72.93%	314
Mail Ballot	0		0		0
Total	92	26.14%	260	73.86%	352
0035628					
Poll Place	41	19.34%	171	80.66%	212
Vote by Mail	378	30.76%	851	69.24%	1,229
Mail Ballot	0		0		0
Total	419	29.08%	1,022	70.92%	1,441
0035629					
Poll Place	22	16.54%	111	83.46%	133
Vote by Mail	248	32.33%	519	67.67%	767
Mail Ballot	0		0		0
Total	270	30.00%	630	70.00%	900
0035631					
Poll Place	22	19.13%	93	80.87%	115
Vote by Mail	233	33.92%	454	66.08%	687
Mail Ballot	0		0		0
Total	255	31.80%	547	68.20%	802
0035632					
Poll Place	14	10.94%	114	89.06%	128
Vote by Mail	116	22.39%	402	77.61%	518
Mail Ballot	0		0		0
Total	130	20.12%	516	79.88%	646

Precinct	Registered Voters
0035633	
Poll Place	858
Vote by Mail	858
Mail Ballot	858
Total	858
0035635	
Poll Place	1,061
Vote by Mail	1,061
Mail Ballot	1,061
Total	1,061
0035640	
Poll Place	1,126
Vote by Mail	1,126
Mail Ballot	1,126
Total	1,126
0035658	
Poll Place	1,053
Vote by Mail	1,053
Mail Ballot	1,053
Total	1,053
0035661	
Poll Place	710
Vote by Mail	710
Mail Ballot	710
Total	710
0035675	
Poll Place	1,211
Vote by Mail	1,211
Mail Ballot	1,211
Total	1,211

Precinct	JULIE SOLIS (DEM)		VINCE FONG (REP)		Total Votes
0035633					
Poll Place	15	10.20%	132	89.80%	147
Vote by Mail	143	24.87%	432	75.13%	575
Mail Ballot	0		0		0
Total	158	21.88%	564	78.12%	722
0035635					
Poll Place	45	22.96%	151	77.04%	196
Vote by Mail	225	35.83%	403	64.17%	628
Mail Ballot	0		0		0
Total	270	32.77%	554	67.23%	824
0035640					
Poll Place	26	17.45%	123	82.55%	149
Vote by Mail	224	28.43%	564	71.57%	788
Mail Ballot	0		0		0
Total	250	26.68%	687	73.32%	937
0035658					
Poll Place	28	16.87%	138	83.13%	166
Vote by Mail	162	22.72%	551	77.28%	713
Mail Ballot	0		0		0
Total	190	21.62%	689	78.38%	879
0035661					
Poll Place	14	12.84%	95	87.16%	109
Vote by Mail	122	26.12%	345	73.88%	467
Mail Ballot	0		0		0
Total	136	23.61%	440	76.39%	576
0035675					
Poll Place	20	16.26%	103	83.74%	123
Vote by Mail	256	28.86%	631	71.14%	887
Mail Ballot	0		0		0
Total	276	27.33%	734	72.67%	1,010

Precinct	Registered Voters
0040401	
Poll Place	541
Vote by Mail	541
Mail Ballot	541
Total	541
0040405	
Poll Place	1,425
Vote by Mail	1,425
Mail Ballot	1,425
Total	1,425
0040406	
Poll Place	1,059
Vote by Mail	1,059
Mail Ballot	1,059
Total	1,059
0040407	
Poll Place	762
Vote by Mail	762
Mail Ballot	762
Total	762
0040409	
Poll Place	1,153
Vote by Mail	1,153
Mail Ballot	1,153
Total	1,153
0040411	
Poll Place	1,428
Vote by Mail	1,428
Mail Ballot	1,428
Total	1,428

Precinct	JULIE SOLIS (DEM)		VINCE FONG (REP)		Total Votes
0040401					
Poll Place	17	48.57%	18	51.43%	35
Vote by Mail	107	26.10%	303	73.90%	410
Mail Ballot	0		0		0
Total	124	27.87%	321	72.13%	445
0040405					
Poll Place	15	9.55%	142	90.45%	157
Vote by Mail	229	21.46%	838	78.54%	1,067
Mail Ballot	0		0		0
Total	244	19.93%	980	80.07%	1,224
0040406					
Poll Place	27	29.03%	66	70.97%	93
Vote by Mail	222	30.16%	514	69.84%	736
Mail Ballot	0		0		0
Total	249	30.04%	580	69.96%	829
0040407					
Poll Place	29	40.85%	42	59.15%	71
Vote by Mail	179	36.46%	312	63.54%	491
Mail Ballot	0		0		0
Total	208	37.01%	354	62.99%	562
0040409					
Poll Place	28	23.14%	93	76.86%	121
Vote by Mail	277	37.23%	467	62.77%	744
Mail Ballot	0		0		0
Total	305	35.26%	560	64.74%	865
0040411					
Poll Place	32	27.12%	86	72.88%	118
Vote by Mail	377	46.60%	432	53.40%	809
Mail Ballot	0		0		0
Total	409	44.12%	518	55.88%	927

Precinct	Registered Voters
0040414	
Poll Place	1,613
Vote by Mail	1,613
Mail Ballot	1,613
Total	1,613
0040415	
Poll Place	1,659
Vote by Mail	1,659
Mail Ballot	1,659
Total	1,659
0040419	
Poll Place	1,293
Vote by Mail	1,293
Mail Ballot	1,293
Total	1,293
0040421	
Poll Place	995
Vote by Mail	995
Mail Ballot	995
Total	995
0040424	
Poll Place	1,153
Vote by Mail	1,153
Mail Ballot	1,153
Total	1,153
0040428	
Poll Place	955
Vote by Mail	955
Mail Ballot	955
Total	955

Precinct	JULIE SOLIS (DEM)		VINCE FONG (REP)		Total Votes
0040414					
Poll Place	51	38.64%	81	61.36%	132
Vote by Mail	445	51.62%	417	48.38%	862
Mail Ballot	0		0		0
Total	496	49.90%	498	50.10%	994
0040415					
Poll Place	25	18.25%	112	81.75%	137
Vote by Mail	325	25.94%	928	74.06%	1,253
Mail Ballot	0		0		0
Total	350	25.18%	1,040	74.82%	1,390
0040419					
Poll Place	15	12.00%	110	88.00%	125
Vote by Mail	245	26.40%	683	73.60%	928
Mail Ballot	0		0		0
Total	260	24.69%	793	75.31%	1,053
0040421					
Poll Place	29	30.85%	65	69.15%	94
Vote by Mail	271	37.69%	448	62.31%	719
Mail Ballot	0		0		0
Total	300	36.90%	513	63.10%	813
0040424					
Poll Place	56	49.12%	58	50.88%	114
Vote by Mail	324	52.77%	290	47.23%	614
Mail Ballot	0		0		0
Total	380	52.20%	348	47.80%	728
0040428					
Poll Place	24	31.17%	53	68.83%	77
Vote by Mail	259	50.29%	256	49.71%	515
Mail Ballot	0		0		0
Total	283	47.80%	309	52.20%	592

Precinct	Registered Voters
0040429	
Poll Place	1,391
Vote by Mail	1,391
Mail Ballot	1,391
Total	1,391
0040430	
Poll Place	1,652
Vote by Mail	1,652
Mail Ballot	1,652
Total	1,652
0040432	
Poll Place	738
Vote by Mail	738
Mail Ballot	738
Total	738
0040433	
Poll Place	1,085
Vote by Mail	1,085
Mail Ballot	1,085
Total	1,085
0040435	
Poll Place	1,334
Vote by Mail	1,334
Mail Ballot	1,334
Total	1,334
0040436	
Poll Place	840
Vote by Mail	840
Mail Ballot	840
Total	840

Precinct	JULIE SOLIS (DEM)		VINCE FONG (REP)		Total Votes
0040429					
Poll Place	18	9.89%	164	90.11%	182
Vote by Mail	265	27.43%	701	72.57%	966
Mail Ballot	0		0		0
Total	283	24.65%	865	75.35%	1,148
0040430					
Poll Place	19	14.62%	111	85.38%	130
Vote by Mail	290	26.29%	813	73.71%	1,103
Mail Ballot	0		0		0
Total	309	25.06%	924	74.94%	1,233
0040432					
Poll Place	13	11.82%	97	88.18%	110
Vote by Mail	117	22.46%	404	77.54%	521
Mail Ballot	0		0		0
Total	130	20.60%	501	79.40%	631
0040433					
Poll Place	20	13.51%	128	86.49%	148
Vote by Mail	213	29.75%	503	70.25%	716
Mail Ballot	0		0		0
Total	233	26.97%	631	73.03%	864
0040435					
Poll Place	24	21.43%	88	78.57%	112
Vote by Mail	260	25.47%	761	74.53%	1,021
Mail Ballot	0		0		0
Total	284	25.07%	849	74.93%	1,133
0040436					
Poll Place	17	12.88%	115	87.12%	132
Vote by Mail	103	19.07%	437	80.93%	540
Mail Ballot	0		0		0
Total	120	17.86%	552	82.14%	672

Precinct	Registered Voters
0040440	
Poll Place	991
Vote by Mail	991
Mail Ballot	991
Total	991
0040441	
Poll Place	1,404
Vote by Mail	1,404
Mail Ballot	1,404
Total	1,404
0040442	
Poll Place	901
Vote by Mail	901
Mail Ballot	901
Total	901
0040443	
Poll Place	703
Vote by Mail	703
Mail Ballot	703
Total	703
0040444	
Poll Place	702
Vote by Mail	702
Mail Ballot	702
Total	702
0040447	
Poll Place	1,022
Vote by Mail	1,022
Mail Ballot	1,022
Total	1,022

Precinct	JULIE SOLIS (DEM)		VINCE FONG (REP)		Total Votes
0040440					
Poll Place	35	33.65%	69	66.35%	104
Vote by Mail	242	35.59%	438	64.41%	680
Mail Ballot	0		0		0
Total	277	35.33%	507	64.67%	784
0040441					
Poll Place	11	18.03%	50	81.97%	61
Vote by Mail	246	20.28%	967	79.72%	1,213
Mail Ballot	0		0		0
Total	257	20.17%	1,017	79.83%	1,274
0040442					
Poll Place	17	23.61%	55	76.39%	72
Vote by Mail	219	33.95%	426	66.05%	645
Mail Ballot	0		0		0
Total	236	32.91%	481	67.09%	717
0040443					
Poll Place	14	22.95%	47	77.05%	61
Vote by Mail	180	38.54%	287	61.46%	467
Mail Ballot	0		0		0
Total	194	36.74%	334	63.26%	528
0040444					
Poll Place	10	19.61%	41	80.39%	51
Vote by Mail	181	42.39%	246	57.61%	427
Mail Ballot	0		0		0
Total	191	39.96%	287	60.04%	478
0040447					
Poll Place	15	26.32%	42	73.68%	57
Vote by Mail	233	32.82%	477	67.18%	710
Mail Ballot	0		0		0
Total	248	32.33%	519	67.67%	767

Precinct	Registered Voters
0040454	
Poll Place	992
Vote by Mail	992
Mail Ballot	992
Total	992
0040455	
Poll Place	2,039
Vote by Mail	2,039
Mail Ballot	2,039
Total	2,039
0040460	
Poll Place	960
Vote by Mail	960
Mail Ballot	960
Total	960
0040461	
Poll Place	1,495
Vote by Mail	1,495
Mail Ballot	1,495
Total	1,495
0040462	
Poll Place	1,455
Vote by Mail	1,455
Mail Ballot	1,455
Total	1,455
0040463	
Poll Place	971
Vote by Mail	971
Mail Ballot	971
Total	971

Precinct	JULIE SOLIS (DEM)		VINCE FONG (REP)		Total Votes
0040454					
Poll Place	15	16.85%	74	83.15%	89
Vote by Mail	278	42.25%	380	57.75%	658
Mail Ballot	0		0		0
Total	293	39.22%	454	60.78%	747
0040455					
Poll Place	37	13.55%	236	86.45%	273
Vote by Mail	350	24.32%	1,089	75.68%	1,439
Mail Ballot	0		0		0
Total	387	22.61%	1,325	77.39%	1,712
0040460					
Poll Place	15	14.85%	86	85.15%	101
Vote by Mail	182	26.96%	493	73.04%	675
Mail Ballot	0		0		0
Total	197	25.39%	579	74.61%	776
0040461					
Poll Place	24	15.79%	128	84.21%	152
Vote by Mail	273	24.31%	850	75.69%	1,123
Mail Ballot	0		0		0
Total	297	23.29%	978	76.71%	1,275
0040462					
Poll Place	20	20.62%	77	79.38%	97
Vote by Mail	348	31.32%	763	68.68%	1,111
Mail Ballot	0		0		0
Total	368	30.46%	840	69.54%	1,208
0040463					
Poll Place	43	33.08%	87	66.92%	130
Vote by Mail	289	44.67%	358	55.33%	647
Mail Ballot	0		0		0
Total	332	42.73%	445	57.27%	777

Precinct	Registered Voters
0040464	
Poll Place	1,231
Vote by Mail	1,231
Mail Ballot	1,231
Total	1,231
0040466	
Poll Place	1,332
Vote by Mail	1,332
Mail Ballot	1,332
Total	1,332
0040469	
Poll Place	929
Vote by Mail	929
Mail Ballot	929
Total	929
0040470	
Poll Place	1,081
Vote by Mail	1,081
Mail Ballot	1,081
Total	1,081
0040471	
Poll Place	1,591
Vote by Mail	1,591
Mail Ballot	1,591
Total	1,591
0040475	
Poll Place	1,090
Vote by Mail	1,090
Mail Ballot	1,090
Total	1,090

Precinct	JULIE SOLIS (DEM)		VINCE FONG (REP)		Total Votes
0040464					
Poll Place	47	30.72%	106	69.28%	153
Vote by Mail	331	41.32%	470	58.68%	801
Mail Ballot	0		0		0
Total	378	39.62%	576	60.38%	954
0040466					
Poll Place	25	15.63%	135	84.38%	160
Vote by Mail	218	23.42%	713	76.58%	931
Mail Ballot	0		0		0
Total	243	22.27%	848	77.73%	1,091
0040469					
Poll Place	43	27.74%	112	72.26%	155
Vote by Mail	227	44.60%	282	55.40%	509
Mail Ballot	0		0		0
Total	270	40.66%	394	59.34%	664
0040470					
Poll Place	35	30.97%	78	69.03%	113
Vote by Mail	268	39.94%	403	60.06%	671
Mail Ballot	0		0		0
Total	303	38.65%	481	61.35%	784
0040471					
Poll Place	50	30.12%	116	69.88%	166
Vote by Mail	467	47.32%	520	52.68%	987
Mail Ballot	0		0		0
Total	517	44.84%	636	55.16%	1,153
0040475					
Poll Place	23	23.47%	75	76.53%	98
Vote by Mail	297	41.36%	421	58.64%	718
Mail Ballot	0		0		0
Total	320	39.22%	496	60.78%	816

Precinct	Registered Voters
0040480	
Poll Place	1,194
Vote by Mail	1,194
Mail Ballot	1,194
Total	1,194
0040494	
Poll Place	979
Vote by Mail	979
Mail Ballot	979
Total	979
0040495	
Poll Place	1,789
Vote by Mail	1,789
Mail Ballot	1,789
Total	1,789
0040496	
Poll Place	1,396
Vote by Mail	1,396
Mail Ballot	1,396
Total	1,396
0040497	
Poll Place	885
Vote by Mail	885
Mail Ballot	885
Total	885
0041780	
Poll Place	1,346
Vote by Mail	1,346
Mail Ballot	1,346
Total	1,346

Precinct	JULIE SOLIS (DEM)		VINCE FONG (REP)		Total Votes
0040480					
Poll Place	16	16.33%	82	83.67%	98
Vote by Mail	272	30.91%	608	69.09%	880
Mail Ballot	0		0		0
Total	288	29.45%	690	70.55%	978
0040494					
Poll Place	9	14.75%	52	85.25%	61
Vote by Mail	239	32.61%	494	67.39%	733
Mail Ballot	0		0		0
Total	248	31.23%	546	68.77%	794
0040495					
Poll Place	27	25.23%	80	74.77%	107
Vote by Mail	496	36.63%	858	63.37%	1,354
Mail Ballot	0		0		0
Total	523	35.80%	938	64.20%	1,461
0040496					
Poll Place	31	17.82%	143	82.18%	174
Vote by Mail	277	27.00%	749	73.00%	1,026
Mail Ballot	0		0		0
Total	308	25.67%	892	74.33%	1,200
0040497					
Poll Place	24	23.08%	80	76.92%	104
Vote by Mail	235	41.16%	336	58.84%	571
Mail Ballot	0		0		0
Total	259	38.37%	416	61.63%	675
0041780					
Poll Place	40	15.50%	218	84.50%	258
Vote by Mail	205	29.54%	489	70.46%	694
Mail Ballot	0		0		0
Total	245	25.74%	707	74.26%	952

Precinct	Registered Voters
0041820	
Poll Place	1,420
Vote by Mail	1,420
Mail Ballot	1,420
Total	1,420
0041910	
Poll Place	628
Vote by Mail	628
Mail Ballot	628
Total	628
0041913	
Poll Place	1,937
Vote by Mail	1,937
Mail Ballot	1,937
Total	1,937
0041915	
Poll Place	1,594
Vote by Mail	1,594
Mail Ballot	1,594
Total	1,594
0042218	
Poll Place	847
Vote by Mail	847
Mail Ballot	847
Total	847
0042390	
Poll Place	485
Vote by Mail	485
Mail Ballot	485
Total	485

Precinct	JULIE SOLIS (DEM)		VINCE FONG (REP)		Total Votes
0041820					
Poll Place	45	19.65%	184	80.35%	229
Vote by Mail	366	41.78%	510	58.22%	876
Mail Ballot	0		0		0
Total	411	37.19%	694	62.81%	1,105
0041910					
Poll Place	13	20.00%	52	80.00%	65
Vote by Mail	52	11.79%	389	88.21%	441
Mail Ballot	0		0		0
Total	65	12.85%	441	87.15%	506
0041913					
Poll Place	17	8.67%	179	91.33%	196
Vote by Mail	273	18.41%	1,210	81.59%	1,483
Mail Ballot	0		0		0
Total	290	17.27%	1,389	82.73%	1,679
0041915					
Poll Place	15	9.20%	148	90.80%	163
Vote by Mail	176	14.78%	1,015	85.22%	1,191
Mail Ballot	0		0		0
Total	191	14.11%	1,163	85.89%	1,354
0042218					
Poll Place	24	15.19%	134	84.81%	158
Vote by Mail	151	34.09%	292	65.91%	443
Mail Ballot	0		0		0
Total	175	29.12%	426	70.88%	601
0042390					
Poll Place	9	10.11%	80	89.89%	89
Vote by Mail	51	17.77%	236	82.23%	287
Mail Ballot	0		0		0
Total	60	15.96%	316	84.04%	376

Precinct	Registered Voters
0042630	
Poll Place	647
Vote by Mail	647
Mail Ballot	647
Total	647
0042842	
Poll Place	1,330
Vote by Mail	1,330
Mail Ballot	1,330
Total	1,330
0042845	
Poll Place	1,159
Vote by Mail	1,159
Mail Ballot	1,159
Total	1,159
0043043	
Poll Place	1,329
Vote by Mail	1,329
Mail Ballot	1,329
Total	1,329
0043048	
Poll Place	1,084
Vote by Mail	1,084
Mail Ballot	1,084
Total	1,084
0043050	
Poll Place	1,195
Vote by Mail	1,195
Mail Ballot	1,195
Total	1,195

Precinct	JULIE SOLIS (DEM)		VINCE FONG (REP)		Total Votes
0042630					
Poll Place	10	9.26%	98	90.74%	108
Vote by Mail	71	18.39%	315	81.61%	386
Mail Ballot	0		0		0
Total	81	16.40%	413	83.60%	494
0042842					
Poll Place	45	24.06%	142	75.94%	187
Vote by Mail	456	48.15%	491	51.85%	947
Mail Ballot	0		0		0
Total	501	44.18%	633	55.82%	1,134
0042845					
Poll Place	30	12.71%	206	87.29%	236
Vote by Mail	256	35.75%	460	64.25%	716
Mail Ballot	0		0		0
Total	286	30.04%	666	69.96%	952
0043043					
Poll Place	13	9.42%	125	90.58%	138
Vote by Mail	119	11.58%	909	88.42%	1,028
Mail Ballot	0		0		0
Total	132	11.32%	1,034	88.68%	1,166
0043048					
Poll Place	8	5.88%	128	94.12%	136
Vote by Mail	125	17.39%	594	82.61%	719
Mail Ballot	0		0		0
Total	133	15.56%	722	84.44%	855
0043050					
Poll Place	26	16.88%	128	83.12%	154
Vote by Mail	140	16.89%	689	83.11%	829
Mail Ballot	0		0		0
Total	166	16.89%	817	83.11%	983

Precinct	Registered Voters
0043051	
Poll Place	620
Vote by Mail	620
Mail Ballot	620
Total	620
0043052	
Poll Place	903
Vote by Mail	903
Mail Ballot	903
Total	903
0043053	
Poll Place	1,228
Vote by Mail	1,228
Mail Ballot	1,228
Total	1,228
0043055	
Poll Place	1,018
Vote by Mail	1,018
Mail Ballot	1,018
Total	1,018
0043059	
Poll Place	1,336
Vote by Mail	1,336
Mail Ballot	1,336
Total	1,336
0043170	
Poll Place	1,402
Vote by Mail	1,402
Mail Ballot	1,402
Total	1,402

Precinct	JULIE SOLIS (DEM)		VINCE FONG (REP)		Total Votes
0043051					
Poll Place	1	2.63%	37	97.37%	38
Vote by Mail	81	16.17%	420	83.83%	501
Mail Ballot	0		0		0
Total	82	15.21%	457	84.79%	539
0043052					
Poll Place	10	9.62%	94	90.38%	104
Vote by Mail	114	17.14%	551	82.86%	665
Mail Ballot	0		0		0
Total	124	16.12%	645	83.88%	769
0043053					
Poll Place	15	9.68%	140	90.32%	155
Vote by Mail	153	17.45%	724	82.55%	877
Mail Ballot	0		0		0
Total	168	16.28%	864	83.72%	1,032
0043055					
Poll Place	4	5.26%	72	94.74%	76
Vote by Mail	100	12.47%	702	87.53%	802
Mail Ballot	0		0		0
Total	104	11.85%	774	88.15%	878
0043059					
Poll Place	10	7.25%	128	92.75%	138
Vote by Mail	142	13.91%	879	86.09%	1,021
Mail Ballot	0		0		0
Total	152	13.11%	1,007	86.89%	1,159
0043170					
Poll Place	34	25.95%	97	74.05%	131
Vote by Mail	165	22.51%	568	77.49%	733
Mail Ballot	0		0		0
Total	199	23.03%	665	76.97%	864

Precinct	Registered Voters
0043290	
Poll Place	488
Vote by Mail	488
Mail Ballot	488
Total	488
0043310	
Poll Place	724
Vote by Mail	724
Mail Ballot	724
Total	724
0043320	
Poll Place	1,647
Vote by Mail	1,647
Mail Ballot	1,647
Total	1,647
0043340	
Poll Place	1,002
Vote by Mail	1,002
Mail Ballot	1,002
Total	1,002
0044103	
Poll Place	1,095
Vote by Mail	1,095
Mail Ballot	1,095
Total	1,095
0044104	
Poll Place	1,669
Vote by Mail	1,669
Mail Ballot	1,669
Total	1,669

Precinct	JULIE SOLIS (DEM)		VINCE FONG (REP)		Total Votes
0043290					
Poll Place	2	3.23%	60	96.77%	62
Vote by Mail	33	8.99%	334	91.01%	367
Mail Ballot	0		0		0
Total	35	8.16%	394	91.84%	429
0043310					
Poll Place	24	24.00%	76	76.00%	100
Vote by Mail	93	27.51%	245	72.49%	338
Mail Ballot	0		0		0
Total	117	26.71%	321	73.29%	438
0043320					
Poll Place	23	11.44%	178	88.56%	201
Vote by Mail	132	11.85%	982	88.15%	1,114
Mail Ballot	0		0		0
Total	155	11.79%	1,160	88.21%	1,315
0043340					
Poll Place	19	10.67%	159	89.33%	178
Vote by Mail	91	16.61%	457	83.39%	548
Mail Ballot	0		0		0
Total	110	15.15%	616	84.85%	726
0044103					
Poll Place	7	7.07%	92	92.93%	99
Vote by Mail	149	17.33%	711	82.67%	860
Mail Ballot	0		0		0
Total	156	16.27%	803	83.73%	959
0044104					
Poll Place	31	31.00%	69	69.00%	100
Vote by Mail	525	45.73%	623	54.27%	1,148
Mail Ballot	0		0		0
Total	556	44.55%	692	55.45%	1,248

Precinct	Registered Voters
0044105	
Poll Place	1,097
Vote by Mail	1,097
Mail Ballot	1,097
Total	1,097
0044106	
Poll Place	1,303
Vote by Mail	1,303
Mail Ballot	1,303
Total	1,303
0044107	
Poll Place	1,405
Vote by Mail	1,405
Mail Ballot	1,405
Total	1,405
0044112	
Poll Place	1,010
Vote by Mail	1,010
Mail Ballot	1,010
Total	1,010
0044113	
Poll Place	803
Vote by Mail	803
Mail Ballot	803
Total	803
0050517	
Poll Place	1,091
Vote by Mail	1,091
Mail Ballot	1,091
Total	1,091

Precinct	JULIE SOLIS (DEM)		VINCE FONG (REP)		Total Votes
0044105					
Poll Place	19	21.11%	71	78.89%	90
Vote by Mail	335	47.72%	367	52.28%	702
Mail Ballot	0		0		0
Total	354	44.70%	438	55.30%	792
0044106					
Poll Place	24	25.00%	72	75.00%	96
Vote by Mail	371	41.78%	517	58.22%	888
Mail Ballot	0		0		0
Total	395	40.14%	589	59.86%	984
0044107					
Poll Place	8	11.59%	61	88.41%	69
Vote by Mail	302	27.11%	812	72.89%	1,114
Mail Ballot	0		0		0
Total	310	26.20%	873	73.80%	1,183
0044112					
Poll Place	7	7.22%	90	92.78%	97
Vote by Mail	143	19.30%	598	80.70%	741
Mail Ballot	0		0		0
Total	150	17.90%	688	82.10%	838
0044113					
Poll Place	22	24.72%	67	75.28%	89
Vote by Mail	195	35.65%	352	64.35%	547
Mail Ballot	0		0		0
Total	217	34.12%	419	65.88%	636
0050517					
Poll Place	36	27.07%	97	72.93%	133
Vote by Mail	299	41.88%	415	58.12%	714
Mail Ballot	0		0		0
Total	335	39.55%	512	60.45%	847

Precinct	Registered Voters
0050519	
Poll Place	1,525
Vote by Mail	1,525
Mail Ballot	1,525
Total	1,525
0050523	
Poll Place	682
Vote by Mail	682
Mail Ballot	682
Total	682
0050750	
Poll Place	785
Vote by Mail	785
Mail Ballot	785
Total	785
0050751	
Poll Place	422
Vote by Mail	422
Mail Ballot	422
Total	422
0050752	
Poll Place	1,382
Vote by Mail	1,382
Mail Ballot	1,382
Total	1,382
0050765	
Poll Place	1,244
Vote by Mail	1,244
Mail Ballot	1,244
Total	1,244

Precinct	JULIE SOLIS (DEM)		VINCE FONG (REP)		Total Votes
0050519					
Poll Place	27	17.88%	124	82.12%	151
Vote by Mail	363	34.34%	694	65.66%	1,057
Mail Ballot	0		0		0
Total	390	32.28%	818	67.72%	1,208
0050523					
Poll Place	13	43.33%	17	56.67%	30
Vote by Mail	239	55.97%	188	44.03%	427
Mail Ballot	0		0		0
Total	252	55.14%	205	44.86%	457
0050750					
Poll Place	37	49.33%	38	50.67%	75
Vote by Mail	233	55.34%	188	44.66%	421
Mail Ballot	0		0		0
Total	270	54.44%	226	45.56%	496
0050751					
Poll Place	18	45.00%	22	55.00%	40
Vote by Mail	111	52.61%	100	47.39%	211
Mail Ballot	0		0		0
Total	129	51.39%	122	48.61%	251
0050752					
Poll Place	54	29.03%	132	70.97%	186
Vote by Mail	352	45.19%	427	54.81%	779
Mail Ballot	0		0		0
Total	406	42.07%	559	57.93%	965
0050765					
Poll Place	38	40.86%	55	59.14%	93
Vote by Mail	368	49.33%	378	50.67%	746
Mail Ballot	0		0		0
Total	406	48.39%	433	51.61%	839

Precinct	Registered Voters
0051227	
Poll Place	662
Vote by Mail	662
Mail Ballot	662
Total	662
0051228	
Poll Place	687
Vote by Mail	687
Mail Ballot	687
Total	687
0051331	
Poll Place	1,171
Vote by Mail	1,171
Mail Ballot	1,171
Total	1,171
0051332	
Poll Place	1,189
Vote by Mail	1,189
Mail Ballot	1,189
Total	1,189
7010010	
Poll Place	2
Vote by Mail	2
Mail Ballot	2
Total	2
7010050	
Poll Place	13
Vote by Mail	13
Mail Ballot	13
Total	13

Precinct	JULIE SOLIS (DEM)		VINCE FONG (REP)		Total Votes
0051227					
Poll Place	19	24.68%	58	75.32%	77
Vote by Mail	129	30.50%	294	69.50%	423
Mail Ballot	0		0		0
Total	148	29.60%	352	70.40%	500
0051228					
Poll Place	28	40.00%	42	60.00%	70
Vote by Mail	172	46.49%	198	53.51%	370
Mail Ballot	0		0		0
Total	200	45.45%	240	54.55%	440
0051331					
Poll Place	37	48.68%	39	51.32%	76
Vote by Mail	334	52.35%	304	47.65%	638
Mail Ballot	0		0		0
Total	371	51.96%	343	48.04%	714
0051332					
Poll Place	20	32.26%	42	67.74%	62
Vote by Mail	350	53.03%	310	46.97%	660
Mail Ballot	0		0		0
Total	370	51.25%	352	48.75%	722
7010010					
Poll Place	0		0		0
Vote by Mail	0		0		0
Mail Ballot	0	0.00%	2	100.00%	2
Total	0	0.00%	2	100.00%	2
7010050					
Poll Place	0		0		0
Vote by Mail	0		0		0
Mail Ballot	3	50.00%	3	50.00%	6
Total	3	50.00%	3	50.00%	6

Precinct	Registered Voters
7010080	
Poll Place	250
Vote by Mail	250
Mail Ballot	250
Total	250
7010084	
Poll Place	119
Vote by Mail	119
Mail Ballot	119
Total	119
7010085	
Poll Place	367
Vote by Mail	367
Mail Ballot	367
Total	367
7010225	
Poll Place	3
Vote by Mail	3
Mail Ballot	3
Total	3
7010226	
Poll Place	80
Vote by Mail	80
Mail Ballot	80
Total	80
7010229	
Poll Place	96
Vote by Mail	96
Mail Ballot	96
Total	96

Precinct	JULIE SOLIS (DEM)		VINCE FONG (REP)		Total Votes
7010080					
Poll Place	0		0		0
Vote by Mail	0		0		0
Mail Ballot	32	14.61%	187	85.39%	219
Total	32	14.61%	187	85.39%	219
7010084					
Poll Place	0		0		0
Vote by Mail	0		0		0
Mail Ballot	20	29.85%	47	70.15%	67
Total	20	29.85%	47	70.15%	67
7010085					
Poll Place	0		0		0
Vote by Mail	0		0		0
Mail Ballot	45	14.33%	269	85.67%	314
Total	45	14.33%	269	85.67%	314
7010225					
Poll Place	0		0		0
Vote by Mail	0		0		0
Mail Ballot	1	33.33%	2	66.67%	3
Total	1	33.33%	2	66.67%	3
7010226					
Poll Place	0		0		0
Vote by Mail	0		0		0
Mail Ballot	13	19.70%	53	80.30%	66
Total	13	19.70%	53	80.30%	66
7010229					
Poll Place	0		0		0
Vote by Mail	0		0		0
Mail Ballot	31	51.67%	29	48.33%	60
Total	31	51.67%	29	48.33%	60

Precinct	Registered Voters
7011135	
Poll Place	65
Vote by Mail	65
Mail Ballot	65
Total	65
7011391	
Poll Place	26
Vote by Mail	26
Mail Ballot	26
Total	26
7011773	
Poll Place	267
Vote by Mail	267
Mail Ballot	267
Total	267
7011820	
Poll Place	90
Vote by Mail	90
Mail Ballot	90
Total	90
7011835	
Poll Place	0
Vote by Mail	0
Mail Ballot	0
Total	0
7011870	
Poll Place	11
Vote by Mail	11
Mail Ballot	11
Total	11

Precinct	JULIE SOLIS (DEM)		VINCE FONG (REP)		Total Votes
7011135					
Poll Place	0		0		0
Vote by Mail	0		0		0
Mail Ballot	15	34.88%	28	65.12%	43
Total	15	34.88%	28	65.12%	43
7011391					
Poll Place	0		0		0
Vote by Mail	0		0		0
Mail Ballot	8	36.36%	14	63.64%	22
Total	8	36.36%	14	63.64%	22
7011773					
Poll Place	0		0		0
Vote by Mail	0		0		0
Mail Ballot	32	13.56%	204	86.44%	236
Total	32	13.56%	204	86.44%	236
7011820					
Poll Place	0		0		0
Vote by Mail	0		0		0
Mail Ballot	24	31.17%	53	68.83%	77
Total	24	31.17%	53	68.83%	77
7011835					
Poll Place	0		0		0
Vote by Mail	0		0		0
Mail Ballot	0		0		0
Total	0		0		0
7011870					
Poll Place	0		0		0
Vote by Mail	0		0		0
Mail Ballot	2	22.22%	7	77.78%	9
Total	2	22.22%	7	77.78%	9

Precinct	Registered Voters
7011880	
Poll Place	0
Vote by Mail	0
Mail Ballot	0
Total	0
7011915	
Poll Place	46
Vote by Mail	46
Mail Ballot	46
Total	46
7012010	
Poll Place	54
Vote by Mail	54
Mail Ballot	54
Total	54
7012162	
Poll Place	0
Vote by Mail	0
Mail Ballot	0
Total	0
7012164	
Poll Place	129
Vote by Mail	129
Mail Ballot	129
Total	129
7012397	
Poll Place	85
Vote by Mail	85
Mail Ballot	85
Total	85

Precinct	JULIE SOLIS (DEM)		VINCE FONG (REP)		Total Votes
7011880					
Poll Place	0		0		0
Vote by Mail	0		0		0
Mail Ballot	0		0		0
Total	0		0		0
7011915					
Poll Place	0		0		0
Vote by Mail	0		0		0
Mail Ballot	5	14.71%	29	85.29%	34
Total	5	14.71%	29	85.29%	34
7012010					
Poll Place	0		0		0
Vote by Mail	0		0		0
Mail Ballot	1	2.17%	45	97.83%	46
Total	1	2.17%	45	97.83%	46
7012162					
Poll Place	0		0		0
Vote by Mail	0		0		0
Mail Ballot	0		0		0
Total	0		0		0
7012164					
Poll Place	0		0		0
Vote by Mail	0		0		0
Mail Ballot	35	33.33%	70	66.67%	105
Total	35	33.33%	70	66.67%	105
7012397					
Poll Place	0		0		0
Vote by Mail	0		0		0
Mail Ballot	16	36.36%	28	63.64%	44
Total	16	36.36%	28	63.64%	44

Precinct	Registered Voters
7012712	
Poll Place	50
Vote by Mail	50
Mail Ballot	50
Total	50
7012757	
Poll Place	114
Vote by Mail	114
Mail Ballot	114
Total	114
7012856	
Poll Place	125
Vote by Mail	125
Mail Ballot	125
Total	125
7012937	
Poll Place	101
Vote by Mail	101
Mail Ballot	101
Total	101
7013047	
Poll Place	207
Vote by Mail	207
Mail Ballot	207
Total	207
7013369	
Poll Place	163
Vote by Mail	163
Mail Ballot	163
Total	163

Precinct	JULIE SOLIS (DEM)		VINCE FONG (REP)		Total Votes
7012712					
Poll Place	0		0		0
Vote by Mail	0		0		0
Mail Ballot	4	8.89%	41	91.11%	45
Total	4	8.89%	41	91.11%	45
7012757					
Poll Place	0		0		0
Vote by Mail	0		0		0
Mail Ballot	14	18.18%	63	81.82%	77
Total	14	18.18%	63	81.82%	77
7012856					
Poll Place	0		0		0
Vote by Mail	0		0		0
Mail Ballot	30	29.41%	72	70.59%	102
Total	30	29.41%	72	70.59%	102
7012937					
Poll Place	0		0		0
Vote by Mail	0		0		0
Mail Ballot	34	59.65%	23	40.35%	57
Total	34	59.65%	23	40.35%	57
7013047					
Poll Place	0		0		0
Vote by Mail	0		0		0
Mail Ballot	10	6.17%	152	93.83%	162
Total	10	6.17%	152	93.83%	162
7013369					
Poll Place	0		0		0
Vote by Mail	0		0		0
Mail Ballot	40	35.40%	73	64.60%	113
Total	40	35.40%	73	64.60%	113

Precinct	Registered Voters
7015125	
Poll Place	9
Vote by Mail	9
Mail Ballot	9
Total	9
7015128	
Poll Place	341
Vote by Mail	341
Mail Ballot	341
Total	341
7015131	
Poll Place	176
Vote by Mail	176
Mail Ballot	176
Total	176
7015134	
Poll Place	0
Vote by Mail	0
Mail Ballot	0
Total	0
7020012	
Poll Place	212
Vote by Mail	212
Mail Ballot	212
Total	212
7020110	
Poll Place	248
Vote by Mail	248
Mail Ballot	248
Total	248

Precinct	JULIE SOLIS (DEM)		VINCE FONG (REP)		Total Votes
7015125					
Poll Place	0		0		0
Vote by Mail	0		0		0
Mail Ballot	0	0.00%	7	100.00%	7
Total	0	0.00%	7	100.00%	7
7015128					
Poll Place	0		0		0
Vote by Mail	0		0		0
Mail Ballot	88	30.66%	199	69.34%	287
Total	88	30.66%	199	69.34%	287
7015131					
Poll Place	0		0		0
Vote by Mail	0		0		0
Mail Ballot	37	31.09%	82	68.91%	119
Total	37	31.09%	82	68.91%	119
7015134					
Poll Place	0		0		0
Vote by Mail	0		0		0
Mail Ballot	0		0		0
Total	0		0		0
7020012					
Poll Place	0		0		0
Vote by Mail	0		0		0
Mail Ballot	30	17.14%	145	82.86%	175
Total	30	17.14%	145	82.86%	175
7020110					
Poll Place	0		0		0
Vote by Mail	0		0		0
Mail Ballot	37	17.45%	175	82.55%	212
Total	37	17.45%	175	82.55%	212

Precinct	Registered Voters
7020143	
Poll Place	1
Vote by Mail	1
Mail Ballot	1
Total	1
7020175	
Poll Place	59
Vote by Mail	59
Mail Ballot	59
Total	59
7020176	
Poll Place	0
Vote by Mail	0
Mail Ballot	0
Total	0
7020250	
Poll Place	287
Vote by Mail	287
Mail Ballot	287
Total	287
7020264	
Poll Place	1
Vote by Mail	1
Mail Ballot	1
Total	1
7020266	
Poll Place	320
Vote by Mail	320
Mail Ballot	320
Total	320

Precinct	JULIE SOLIS (DEM)		VINCE FONG (REP)		Total Votes
7020143					
Poll Place	0		0		0
Vote by Mail	0		0		0
Mail Ballot	0		0		0
Total	0		0		0
7020175					
Poll Place	0		0		0
Vote by Mail	0		0		0
Mail Ballot	7	14.89%	40	85.11%	47
Total	7	14.89%	40	85.11%	47
7020176					
Poll Place	0		0		0
Vote by Mail	0		0		0
Mail Ballot	0		0		0
Total	0		0		0
7020250					
Poll Place	0		0		0
Vote by Mail	0		0		0
Mail Ballot	77	38.31%	124	61.69%	201
Total	77	38.31%	124	61.69%	201
7020264					
Poll Place	0		0		0
Vote by Mail	0		0		0
Mail Ballot	0	0.00%	1	100.00%	1
Total	0	0.00%	1	100.00%	1
7020266					
Poll Place	0		0		0
Vote by Mail	0		0		0
Mail Ballot	77	43.26%	101	56.74%	178
Total	77	43.26%	101	56.74%	178

Precinct	Registered Voters
7020267	
Poll Place	9
Vote by Mail	9
Mail Ballot	9
Total	9
7020281	
Poll Place	22
Vote by Mail	22
Mail Ballot	22
Total	22
7021136	
Poll Place	0
Vote by Mail	0
Mail Ballot	0
Total	0
7021138	
Poll Place	38
Vote by Mail	38
Mail Ballot	38
Total	38
7021139	
Poll Place	111
Vote by Mail	111
Mail Ballot	111
Total	111
7021222	
Poll Place	16
Vote by Mail	16
Mail Ballot	16
Total	16

Precinct	JULIE SOLIS (DEM)		VINCE FONG (REP)		Total Votes
7020267					
Poll Place	0		0		0
Vote by Mail	0		0		0
Mail Ballot	3	37.50%	5	62.50%	8
Total	3	37.50%	5	62.50%	8
7020281					
Poll Place	0		0		0
Vote by Mail	0		0		0
Mail Ballot	5	33.33%	10	66.67%	15
Total	5	33.33%	10	66.67%	15
7021136					
Poll Place	0		0		0
Vote by Mail	0		0		0
Mail Ballot	0		0		0
Total	0		0		0
7021138					
Poll Place	0		0		0
Vote by Mail	0		0		0
Mail Ballot	8	53.33%	7	46.67%	15
Total	8	53.33%	7	46.67%	15
7021139					
Poll Place	0		0		0
Vote by Mail	0		0		0
Mail Ballot	13	13.00%	87	87.00%	100
Total	13	13.00%	87	87.00%	100
7021222					
Poll Place	0		0		0
Vote by Mail	0		0		0
Mail Ballot	2	20.00%	8	80.00%	10
Total	2	20.00%	8	80.00%	10

Precinct	Registered Voters
7021230	
Poll Place	0
Vote by Mail	0
Mail Ballot	0
Total	0
7021231	
Poll Place	16
Vote by Mail	16
Mail Ballot	16
Total	16
7021235	
Poll Place	147
Vote by Mail	147
Mail Ballot	147
Total	147
7021257	
Poll Place	42
Vote by Mail	42
Mail Ballot	42
Total	42
7021301	
Poll Place	136
Vote by Mail	136
Mail Ballot	136
Total	136
7021304	
Poll Place	114
Vote by Mail	114
Mail Ballot	114
Total	114

Precinct	JULIE SOLIS (DEM)		VINCE FONG (REP)		Total Votes
7021230					
Poll Place	0		0		0
Vote by Mail	0		0		0
Mail Ballot	0		0		0
Total	0		0		0
7021231					
Poll Place	0		0		0
Vote by Mail	0		0		0
Mail Ballot	2	13.33%	13	86.67%	15
Total	2	13.33%	13	86.67%	15
7021235					
Poll Place	0		0		0
Vote by Mail	0		0		0
Mail Ballot	27	25.47%	79	74.53%	106
Total	27	25.47%	79	74.53%	106
7021257					
Poll Place	0		0		0
Vote by Mail	0		0		0
Mail Ballot	4	17.39%	19	82.61%	23
Total	4	17.39%	19	82.61%	23
7021301					
Poll Place	0		0		0
Vote by Mail	0		0		0
Mail Ballot	25	25.25%	74	74.75%	99
Total	25	25.25%	74	74.75%	99
7021304					
Poll Place	0		0		0
Vote by Mail	0		0		0
Mail Ballot	22	31.43%	48	68.57%	70
Total	22	31.43%	48	68.57%	70

Precinct	Registered Voters
7021381	
Poll Place	0
Vote by Mail	0
Mail Ballot	0
Total	0
7021494	
Poll Place	0
Vote by Mail	0
Mail Ballot	0
Total	0
7021514	
Poll Place	255
Vote by Mail	255
Mail Ballot	255
Total	255
7021637	
Poll Place	8
Vote by Mail	8
Mail Ballot	8
Total	8
7021879	
Poll Place	0
Vote by Mail	0
Mail Ballot	0
Total	0
7021905	
Poll Place	2
Vote by Mail	2
Mail Ballot	2
Total	2

Precinct	JULIE SOLIS (DEM)		VINCE FONG (REP)		Total Votes
7021381					
Poll Place	0		0		0
Vote by Mail	0		0		0
Mail Ballot	0		0		0
Total	0		0		0
7021494					
Poll Place	0		0		0
Vote by Mail	0		0		0
Mail Ballot	0		0		0
Total	0		0		0
7021514					
Poll Place	0		0		0
Vote by Mail	0		0		0
Mail Ballot	35	17.16%	169	82.84%	204
Total	35	17.16%	169	82.84%	204
7021637					
Poll Place	0		0		0
Vote by Mail	0		0		0
Mail Ballot	4	50.00%	4	50.00%	8
Total	4	50.00%	4	50.00%	8
7021879					
Poll Place	0		0		0
Vote by Mail	0		0		0
Mail Ballot	0		0		0
Total	0		0		0
7021905					
Poll Place	0		0		0
Vote by Mail	0		0		0
Mail Ballot	1	100.00%	0	0.00%	1
Total	1	100.00%	0	0.00%	1

Precinct	Registered Voters
7021923	
Poll Place	123
Vote by Mail	123
Mail Ballot	123
Total	123
7021924	
Poll Place	227
Vote by Mail	227
Mail Ballot	227
Total	227
7021925	
Poll Place	177
Vote by Mail	177
Mail Ballot	177
Total	177
7021927	
Poll Place	0
Vote by Mail	0
Mail Ballot	0
Total	0
7022001	
Poll Place	47
Vote by Mail	47
Mail Ballot	47
Total	47
7022205	
Poll Place	254
Vote by Mail	254
Mail Ballot	254
Total	254

Precinct	JULIE SOLIS (DEM)		VINCE FONG (REP)		Total Votes
7021923					
Poll Place	0		0		0
Vote by Mail	0		0		0
Mail Ballot	20	21.05%	75	78.95%	95
Total	20	21.05%	75	78.95%	95
7021924					
Poll Place	0		0		0
Vote by Mail	0		0		0
Mail Ballot	23	13.14%	152	86.86%	175
Total	23	13.14%	152	86.86%	175
7021925					
Poll Place	0		0		0
Vote by Mail	0		0		0
Mail Ballot	33	23.40%	108	76.60%	141
Total	33	23.40%	108	76.60%	141
7021927					
Poll Place	0		0		0
Vote by Mail	0		0		0
Mail Ballot	0		0		0
Total	0		0		0
7022001					
Poll Place	0		0		0
Vote by Mail	0		0		0
Mail Ballot	12	66.67%	6	33.33%	18
Total	12	66.67%	6	33.33%	18
7022205					
Poll Place	0		0		0
Vote by Mail	0		0		0
Mail Ballot	46	21.20%	171	78.80%	217
Total	46	21.20%	171	78.80%	217

Precinct	Registered Voters
7022007	
Poll Place	121
Vote by Mail	121
Mail Ballot	121
Total	121
7022013	
Poll Place	119
Vote by Mail	119
Mail Ballot	119
Total	119
7022014	
Poll Place	355
Vote by Mail	355
Mail Ballot	355
Total	355
7022015	
Poll Place	500
Vote by Mail	500
Mail Ballot	500
Total	500
7022028	
Poll Place	160
Vote by Mail	160
Mail Ballot	160
Total	160
7022029	
Poll Place	193
Vote by Mail	193
Mail Ballot	193
Total	193

Precinct	JULIE SOLIS (DEM)		VINCE FONG (REP)		Total Votes
7022007					
Poll Place	0		0		0
Vote by Mail	0		0		0
Mail Ballot	39	50.65%	38	49.35%	77
Total	39	50.65%	38	49.35%	77
7022013					
Poll Place	0		0		0
Vote by Mail	0		0		0
Mail Ballot	32	49.23%	33	50.77%	65
Total	32	49.23%	33	50.77%	65
7022014					
Poll Place	0		0		0
Vote by Mail	0		0		0
Mail Ballot	102	36.43%	178	63.57%	280
Total	102	36.43%	178	63.57%	280
7022015					
Poll Place	0		0		0
Vote by Mail	0		0		0
Mail Ballot	150	39.47%	230	60.53%	380
Total	150	39.47%	230	60.53%	380
7022028					
Poll Place	0		0		0
Vote by Mail	0		0		0
Mail Ballot	50	50.00%	50	50.00%	100
Total	50	50.00%	50	50.00%	100
7022029					
Poll Place	0		0		0
Vote by Mail	0		0		0
Mail Ballot	54	43.90%	69	56.10%	123
Total	54	43.90%	69	56.10%	123

Precinct	Registered Voters
7022217	
Poll Place	0
Vote by Mail	0
Mail Ballot	0
Total	0
7022234	
Poll Place	22
Vote by Mail	22
Mail Ballot	22
Total	22
7022658	
Poll Place	8
Vote by Mail	8
Mail Ballot	8
Total	8
7022768	
Poll Place	0
Vote by Mail	0
Mail Ballot	0
Total	0
7022791	
Poll Place	100
Vote by Mail	100
Mail Ballot	100
Total	100
7023016	
Poll Place	0
Vote by Mail	0
Mail Ballot	0
Total	0

Precinct	JULIE SOLIS (DEM)		VINCE FONG (REP)		Total Votes
7022217					
Poll Place	0		0		0
Vote by Mail	0		0		0
Mail Ballot	0		0		0
Total	0		0		0
7022234					
Poll Place	0		0		0
Vote by Mail	0		0		0
Mail Ballot	2	12.50%	14	87.50%	16
Total	2	12.50%	14	87.50%	16
7022658					
Poll Place	0		0		0
Vote by Mail	0		0		0
Mail Ballot	0	0.00%	6	100.00%	6
Total	0	0.00%	6	100.00%	6
7022768					
Poll Place	0		0		0
Vote by Mail	0		0		0
Mail Ballot	0		0		0
Total	0		0		0
7022791					
Poll Place	0		0		0
Vote by Mail	0		0		0
Mail Ballot	27	34.62%	51	65.38%	78
Total	27	34.62%	51	65.38%	78
7023016					
Poll Place	0		0		0
Vote by Mail	0		0		0
Mail Ballot	0		0		0
Total	0		0		0

Precinct	Registered Voters
7023018	
Poll Place	0
Vote by Mail	0
Mail Ballot	0
Total	0
7023019	
Poll Place	0
Vote by Mail	0
Mail Ballot	0
Total	0
7023084	
Poll Place	0
Vote by Mail	0
Mail Ballot	0
Total	0
7023148	
Poll Place	12
Vote by Mail	12
Mail Ballot	12
Total	12
7023198	
Poll Place	15
Vote by Mail	15
Mail Ballot	15
Total	15
7023201	
Poll Place	4
Vote by Mail	4
Mail Ballot	4
Total	4

Precinct	JULIE SOLIS (DEM)		VINCE FONG (REP)		Total Votes
7023018					
Poll Place	0		0		0
Vote by Mail	0		0		0
Mail Ballot	0		0		0
Total	0		0		0
7023019					
Poll Place	0		0		0
Vote by Mail	0		0		0
Mail Ballot	0		0		0
Total	0		0		0
7023084					
Poll Place	0		0		0
Vote by Mail	0		0		0
Mail Ballot	0		0		0
Total	0		0		0
7023148					
Poll Place	0		0		0
Vote by Mail	0		0		0
Mail Ballot	1	8.33%	11	91.67%	12
Total	1	8.33%	11	91.67%	12
7023198					
Poll Place	0		0		0
Vote by Mail	0		0		0
Mail Ballot	5	45.45%	6	54.55%	11
Total	5	45.45%	6	54.55%	11
7023201					
Poll Place	0		0		0
Vote by Mail	0		0		0
Mail Ballot	0	0.00%	2	100.00%	2
Total	0	0.00%	2	100.00%	2

Precinct	Registered Voters
7023303	
Poll Place	0
Vote by Mail	0
Mail Ballot	0
Total	0
7023395	
Poll Place	0
Vote by Mail	0
Mail Ballot	0
Total	0
7023476	
Poll Place	256
Vote by Mail	256
Mail Ballot	256
Total	256
7023500	
Poll Place	206
Vote by Mail	206
Mail Ballot	206
Total	206
7023590	
Poll Place	0
Vote by Mail	0
Mail Ballot	0
Total	0
7023604	
Poll Place	0
Vote by Mail	0
Mail Ballot	0
Total	0

Precinct	JULIE SOLIS (DEM)		VINCE FONG (REP)		Total Votes
7023303					
Poll Place	0		0		0
Vote by Mail	0		0		0
Mail Ballot	0		0		0
Total	0		0		0
7023395					
Poll Place	0		0		0
Vote by Mail	0		0		0
Mail Ballot	0		0		0
Total	0		0		0
7023476					
Poll Place	0		0		0
Vote by Mail	0		0		0
Mail Ballot	39	17.11%	189	82.89%	228
Total	39	17.11%	189	82.89%	228
7023500					
Poll Place	0		0		0
Vote by Mail	0		0		0
Mail Ballot	29	16.67%	145	83.33%	174
Total	29	16.67%	145	83.33%	174
7023590					
Poll Place	0		0		0
Vote by Mail	0		0		0
Mail Ballot	0		0		0
Total	0		0		0
7023604					
Poll Place	0		0		0
Vote by Mail	0		0		0
Mail Ballot	0		0		0
Total	0		0		0

Precinct	Registered Voters
7023606	
Poll Place	0
Vote by Mail	0
Mail Ballot	0
Total	0
7023610	
Poll Place	233
Vote by Mail	233
Mail Ballot	233
Total	233
7023766	
Poll Place	1
Vote by Mail	1
Mail Ballot	1
Total	1
7025274	
Poll Place	0
Vote by Mail	0
Mail Ballot	0
Total	0
7025275	
Poll Place	0
Vote by Mail	0
Mail Ballot	0
Total	0
7025276	
Poll Place	0
Vote by Mail	0
Mail Ballot	0
Total	0

Precinct	JULIE SOLIS (DEM)		VINCE FONG (REP)		Total Votes
7023606					
Poll Place	0		0		0
Vote by Mail	0		0		0
Mail Ballot	0		0		0
Total	0		0		0
7023610					
Poll Place	0		0		0
Vote by Mail	0		0		0
Mail Ballot	58	34.52%	110	65.48%	168
Total	58	34.52%	110	65.48%	168
7023766					
Poll Place	0		0		0
Vote by Mail	0		0		0
Mail Ballot	0	0.00%	1	100.00%	1
Total	0	0.00%	1	100.00%	1
7025274					
Poll Place	0		0		0
Vote by Mail	0		0		0
Mail Ballot	0		0		0
Total	0		0		0
7025275					
Poll Place	0		0		0
Vote by Mail	0		0		0
Mail Ballot	0		0		0
Total	0		0		0
7025276					
Poll Place	0		0		0
Vote by Mail	0		0		0
Mail Ballot	0		0		0
Total	0		0		0

Precinct	Registered Voters
7025277	
Poll Place	0
Vote by Mail	0
Mail Ballot	0
Total	0
7025278	
Poll Place	0
Vote by Mail	0
Mail Ballot	0
Total	0
7025280	
Poll Place	174
Vote by Mail	174
Mail Ballot	174
Total	174
7030083	
Poll Place	262
Vote by Mail	262
Mail Ballot	262
Total	262
7030303	
Poll Place	294
Vote by Mail	294
Mail Ballot	294
Total	294
7030324	
Poll Place	173
Vote by Mail	173
Mail Ballot	173
Total	173

Precinct	JULIE SOLIS (DEM)		VINCE FONG (REP)		Total Votes
7025277					
Poll Place	0		0		0
Vote by Mail	0		0		0
Mail Ballot	0		0		0
Total	0		0		0
7025278					
Poll Place	0		0		0
Vote by Mail	0		0		0
Mail Ballot	0		0		0
Total	0		0		0
7025280					
Poll Place	0		0		0
Vote by Mail	0		0		0
Mail Ballot	71	52.59%	64	47.41%	135
Total	71	52.59%	64	47.41%	135
7030083					
Poll Place	0		0		0
Vote by Mail	0		0		0
Mail Ballot	36	19.15%	152	80.85%	188
Total	36	19.15%	152	80.85%	188
7030303					
Poll Place	0		0		0
Vote by Mail	0		0		0
Mail Ballot	59	25.00%	177	75.00%	236
Total	59	25.00%	177	75.00%	236
7030324					
Poll Place	0		0		0
Vote by Mail	0		0		0
Mail Ballot	49	58.33%	35	41.67%	84
Total	49	58.33%	35	41.67%	84

Precinct	Registered Voters
7030327	
Poll Place	44
Vote by Mail	44
Mail Ballot	44
Total	44
7030329	
Poll Place	0
Vote by Mail	0
Mail Ballot	0
Total	0
7030330	
Poll Place	140
Vote by Mail	140
Mail Ballot	140
Total	140
7030331	
Poll Place	95
Vote by Mail	95
Mail Ballot	95
Total	95
7030336	
Poll Place	0
Vote by Mail	0
Mail Ballot	0
Total	0
7030343	
Poll Place	91
Vote by Mail	91
Mail Ballot	91
Total	91

Precinct	JULIE SOLIS (DEM)		VINCE FONG (REP)		Total Votes
7030327					
Poll Place	0		0		0
Vote by Mail	0		0		0
Mail Ballot	3	7.50%	37	92.50%	40
Total	3	7.50%	37	92.50%	40
7030329					
Poll Place	0		0		0
Vote by Mail	0		0		0
Mail Ballot	0		0		0
Total	0		0		0
7030330					
Poll Place	0		0		0
Vote by Mail	0		0		0
Mail Ballot	18	19.57%	74	80.43%	92
Total	18	19.57%	74	80.43%	92
7030331					
Poll Place	0		0		0
Vote by Mail	0		0		0
Mail Ballot	27	48.21%	29	51.79%	56
Total	27	48.21%	29	51.79%	56
7030336					
Poll Place	0		0		0
Vote by Mail	0		0		0
Mail Ballot	0		0		0
Total	0		0		0
7030343					
Poll Place	0		0		0
Vote by Mail	0		0		0
Mail Ballot	20	45.45%	24	54.55%	44
Total	20	45.45%	24	54.55%	44

Precinct	Registered Voters
7030344	
Poll Place	335
Vote by Mail	335
Mail Ballot	335
Total	335
7030357	
Poll Place	0
Vote by Mail	0
Mail Ballot	0
Total	0
7030372	
Poll Place	206
Vote by Mail	206
Mail Ballot	206
Total	206
7030395	
Poll Place	1
Vote by Mail	1
Mail Ballot	1
Total	1
7031217	
Poll Place	89
Vote by Mail	89
Mail Ballot	89
Total	89
7031665	
Poll Place	247
Vote by Mail	247
Mail Ballot	247
Total	247

Precinct	JULIE SOLIS (DEM)		VINCE FONG (REP)		Total Votes
7030344					
Poll Place	0		0		0
Vote by Mail	0		0		0
Mail Ballot	89	50.28%	88	49.72%	177
Total	89	50.28%	88	49.72%	177
7030357					
Poll Place	0		0		0
Vote by Mail	0		0		0
Mail Ballot	0		0		0
Total	0		0		0
7030372					
Poll Place	0		0		0
Vote by Mail	0		0		0
Mail Ballot	27	15.17%	151	84.83%	178
Total	27	15.17%	151	84.83%	178
7030395					
Poll Place	0		0		0
Vote by Mail	0		0		0
Mail Ballot	1	100.00%	0	0.00%	1
Total	1	100.00%	0	0.00%	1
7031217					
Poll Place	0		0		0
Vote by Mail	0		0		0
Mail Ballot	12	19.67%	49	80.33%	61
Total	12	19.67%	49	80.33%	61
7031665					
Poll Place	0		0		0
Vote by Mail	0		0		0
Mail Ballot	29	18.35%	129	81.65%	158
Total	29	18.35%	129	81.65%	158

Precinct	Registered Voters
7031740	
Poll Place	127
Vote by Mail	127
Mail Ballot	127
Total	127
7032213	
Poll Place	15
Vote by Mail	15
Mail Ballot	15
Total	15
7032239	
Poll Place	0
Vote by Mail	0
Mail Ballot	0
Total	0
7032752	
Poll Place	80
Vote by Mail	80
Mail Ballot	80
Total	80
7033210	
Poll Place	306
Vote by Mail	306
Mail Ballot	306
Total	306
7033499	
Poll Place	121
Vote by Mail	121
Mail Ballot	121
Total	121

Precinct	JULIE SOLIS (DEM)		VINCE FONG (REP)		Total Votes
7031740					
Poll Place	0		0		0
Vote by Mail	0		0		0
Mail Ballot	15	19.48%	62	80.52%	77
Total	15	19.48%	62	80.52%	77
7032213					
Poll Place	0		0		0
Vote by Mail	0		0		0
Mail Ballot	0	0.00%	11	100.00%	11
Total	0	0.00%	11	100.00%	11
7032239					
Poll Place	0		0		0
Vote by Mail	0		0		0
Mail Ballot	0		0		0
Total	0		0		0
7032752					
Poll Place	0		0		0
Vote by Mail	0		0		0
Mail Ballot	12	19.05%	51	80.95%	63
Total	12	19.05%	51	80.95%	63
7033210					
Poll Place	0		0		0
Vote by Mail	0		0		0
Mail Ballot	44	20.37%	172	79.63%	216
Total	44	20.37%	172	79.63%	216
7033499					
Poll Place	0		0		0
Vote by Mail	0		0		0
Mail Ballot	15	24.19%	47	75.81%	62
Total	15	24.19%	47	75.81%	62

Precinct	Registered Voters
7035600	
Poll Place	101
Vote by Mail	101
Mail Ballot	101
Total	101
7035639	
Poll Place	67
Vote by Mail	67
Mail Ballot	67
Total	67
7035662	
Poll Place	485
Vote by Mail	485
Mail Ballot	485
Total	485
7035663	
Poll Place	19
Vote by Mail	19
Mail Ballot	19
Total	19
7035670	
Poll Place	0
Vote by Mail	0
Mail Ballot	0
Total	0
7035683	
Poll Place	0
Vote by Mail	0
Mail Ballot	0
Total	0

Precinct	JULIE SOLIS (DEM)		VINCE FONG (REP)		Total Votes
7035600					
Poll Place	0		0		0
Vote by Mail	0		0		0
Mail Ballot	34	40.48%	50	59.52%	84
Total	34	40.48%	50	59.52%	84
7035639					
Poll Place	0		0		0
Vote by Mail	0		0		0
Mail Ballot	14	22.58%	48	77.42%	62
Total	14	22.58%	48	77.42%	62
7035662					
Poll Place	0		0		0
Vote by Mail	0		0		0
Mail Ballot	100	26.60%	276	73.40%	376
Total	100	26.60%	276	73.40%	376
7035663					
Poll Place	0		0		0
Vote by Mail	0		0		0
Mail Ballot	5	41.67%	7	58.33%	12
Total	5	41.67%	7	58.33%	12
7035670					
Poll Place	0		0		0
Vote by Mail	0		0		0
Mail Ballot	0		0		0
Total	0		0		0
7035683					
Poll Place	0		0		0
Vote by Mail	0		0		0
Mail Ballot	0		0		0
Total	0		0		0

Precinct	Registered Voters
7035685	
Poll Place	38
Vote by Mail	38
Mail Ballot	38
Total	38
7035687	
Poll Place	0
Vote by Mail	0
Mail Ballot	0
Total	0
7035692	
Poll Place	0
Vote by Mail	0
Mail Ballot	0
Total	0
7040144	
Poll Place	56
Vote by Mail	56
Mail Ballot	56
Total	56
7040413	
Poll Place	210
Vote by Mail	210
Mail Ballot	210
Total	210
7040437	
Poll Place	2
Vote by Mail	2
Mail Ballot	2
Total	2

Precinct	JULIE SOLIS (DEM)		VINCE FONG (REP)		Total Votes
7035685					
Poll Place	0		0		0
Vote by Mail	0		0		0
Mail Ballot	10	90.91%	1	9.09%	11
Total	10	90.91%	1	9.09%	11
7035687					
Poll Place	0		0		0
Vote by Mail	0		0		0
Mail Ballot	0		0		0
Total	0		0		0
7035692					
Poll Place	0		0		0
Vote by Mail	0		0		0
Mail Ballot	0		0		0
Total	0		0		0
7040144					
Poll Place	0		0		0
Vote by Mail	0		0		0
Mail Ballot	19	43.18%	25	56.82%	44
Total	19	43.18%	25	56.82%	44
7040413					
Poll Place	0		0		0
Vote by Mail	0		0		0
Mail Ballot	28	15.56%	152	84.44%	180
Total	28	15.56%	152	84.44%	180
7040437					
Poll Place	0		0		0
Vote by Mail	0		0		0
Mail Ballot	0	0.00%	1	100.00%	1
Total	0	0.00%	1	100.00%	1

Precinct	Registered Voters
7040438	
Poll Place	0
Vote by Mail	0
Mail Ballot	0
Total	0
7040439	
Poll Place	257
Vote by Mail	257
Mail Ballot	257
Total	257
7040472	
Poll Place	453
Vote by Mail	453
Mail Ballot	453
Total	453
7040478	
Poll Place	489
Vote by Mail	489
Mail Ballot	489
Total	489
7040492	
Poll Place	0
Vote by Mail	0
Mail Ballot	0
Total	0
7041139	
Poll Place	22
Vote by Mail	22
Mail Ballot	22
Total	22

Precinct	JULIE SOLIS (DEM)		VINCE FONG (REP)		Total Votes
7040438					
Poll Place	0		0		0
Vote by Mail	0		0		0
Mail Ballot	0		0		0
Total	0		0		0
7040439					
Poll Place	0		0		0
Vote by Mail	0		0		0
Mail Ballot	68	30.77%	153	69.23%	221
Total	68	30.77%	153	69.23%	221
7040472					
Poll Place	0		0		0
Vote by Mail	0		0		0
Mail Ballot	123	37.27%	207	62.73%	330
Total	123	37.27%	207	62.73%	330
7040478					
Poll Place	0		0		0
Vote by Mail	0		0		0
Mail Ballot	126	29.58%	300	70.42%	426
Total	126	29.58%	300	70.42%	426
7040492					
Poll Place	0		0		0
Vote by Mail	0		0		0
Mail Ballot	0		0		0
Total	0		0		0
7041139					
Poll Place	0		0		0
Vote by Mail	0		0		0
Mail Ballot	0	0.00%	18	100.00%	18
Total	0	0.00%	18	100.00%	18

Precinct	Registered Voters
7041143	
Poll Place	66
Vote by Mail	66
Mail Ballot	66
Total	66
7041149	
Poll Place	99
Vote by Mail	99
Mail Ballot	99
Total	99
7041160	
Poll Place	4
Vote by Mail	4
Mail Ballot	4
Total	4
7041476	
Poll Place	21
Vote by Mail	21
Mail Ballot	21
Total	21
7041495	
Poll Place	216
Vote by Mail	216
Mail Ballot	216
Total	216
7041496	
Poll Place	12
Vote by Mail	12
Mail Ballot	12
Total	12

Precinct	JULIE SOLIS (DEM)		VINCE FONG (REP)		Total Votes
7041143					
Poll Place	0		0		0
Vote by Mail	0		0		0
Mail Ballot	8	16.67%	40	83.33%	48
Total	8	16.67%	40	83.33%	48
7041149					
Poll Place	0		0		0
Vote by Mail	0		0		0
Mail Ballot	5	8.77%	52	91.23%	57
Total	5	8.77%	52	91.23%	57
7041160					
Poll Place	0		0		0
Vote by Mail	0		0		0
Mail Ballot	0	0.00%	4	100.00%	4
Total	0	0.00%	4	100.00%	4
7041476					
Poll Place	0		0		0
Vote by Mail	0		0		0
Mail Ballot	4	25.00%	12	75.00%	16
Total	4	25.00%	12	75.00%	16
7041495					
Poll Place	0		0		0
Vote by Mail	0		0		0
Mail Ballot	72	40.00%	108	60.00%	180
Total	72	40.00%	108	60.00%	180
7041496					
Poll Place	0		0		0
Vote by Mail	0		0		0
Mail Ballot	1	11.11%	8	88.89%	9
Total	1	11.11%	8	88.89%	9

Precinct	Registered Voters
7041505	
Poll Place	86
Vote by Mail	86
Mail Ballot	86
Total	86
7041507	
Poll Place	0
Vote by Mail	0
Mail Ballot	0
Total	0
7041665	
Poll Place	76
Vote by Mail	76
Mail Ballot	76
Total	76
7041769	
Poll Place	240
Vote by Mail	240
Mail Ballot	240
Total	240
7041914	
Poll Place	236
Vote by Mail	236
Mail Ballot	236
Total	236
7042223	
Poll Place	5
Vote by Mail	5
Mail Ballot	5
Total	5

Precinct	JULIE SOLIS (DEM)		VINCE FONG (REP)		Total Votes
7041505					
Poll Place	0		0		0
Vote by Mail	0		0		0
Mail Ballot	11	14.29%	66	85.71%	77
Total	11	14.29%	66	85.71%	77
7041507					
Poll Place	0		0		0
Vote by Mail	0		0		0
Mail Ballot	0		0		0
Total	0		0		0
7041665					
Poll Place	0		0		0
Vote by Mail	0		0		0
Mail Ballot	13	19.70%	53	80.30%	66
Total	13	19.70%	53	80.30%	66
7041769					
Poll Place	0		0		0
Vote by Mail	0		0		0
Mail Ballot	11	6.40%	161	93.60%	172
Total	11	6.40%	161	93.60%	172
7041914					
Poll Place	0		0		0
Vote by Mail	0		0		0
Mail Ballot	30	15.00%	170	85.00%	200
Total	30	15.00%	170	85.00%	200
7042223					
Poll Place	0		0		0
Vote by Mail	0		0		0
Mail Ballot	0	0.00%	3	100.00%	3
Total	0	0.00%	3	100.00%	3

Precinct	Registered Voters
7042517	
Poll Place	6
Vote by Mail	6
Mail Ballot	6
Total	6
7042521	
Poll Place	32
Vote by Mail	32
Mail Ballot	32
Total	32
7043044	
Poll Place	4
Vote by Mail	4
Mail Ballot	4
Total	4
7044116	
Poll Place	18
Vote by Mail	18
Mail Ballot	18
Total	18
7044120	
Poll Place	314
Vote by Mail	314
Mail Ballot	314
Total	314
7044123	
Poll Place	683
Vote by Mail	683
Mail Ballot	683
Total	683

Precinct	JULIE SOLIS (DEM)		VINCE FONG (REP)		Total Votes
7042517					
Poll Place	0		0		0
Vote by Mail	0		0		0
Mail Ballot	0	0.00%	4	100.00%	4
Total	0	0.00%	4	100.00%	4
7042521					
Poll Place	0		0		0
Vote by Mail	0		0		0
Mail Ballot	1	5.00%	19	95.00%	20
Total	1	5.00%	19	95.00%	20
7043044					
Poll Place	0		0		0
Vote by Mail	0		0		0
Mail Ballot	1	50.00%	1	50.00%	2
Total	1	50.00%	1	50.00%	2
7044116					
Poll Place	0		0		0
Vote by Mail	0		0		0
Mail Ballot	1	6.67%	14	93.33%	15
Total	1	6.67%	14	93.33%	15
7044120					
Poll Place	0		0		0
Vote by Mail	0		0		0
Mail Ballot	82	30.04%	191	69.96%	273
Total	82	30.04%	191	69.96%	273
7044123					
Poll Place	0		0		0
Vote by Mail	0		0		0
Mail Ballot	176	31.32%	386	68.68%	562
Total	176	31.32%	386	68.68%	562

Precinct	Registered Voters
7044133	
Poll Place	0
Vote by Mail	0
Mail Ballot	0
Total	0
7050025	
Poll Place	64
Vote by Mail	64
Mail Ballot	64
Total	64
7050529	
Poll Place	2
Vote by Mail	2
Mail Ballot	2
Total	2
7050537	
Poll Place	276
Vote by Mail	276
Mail Ballot	276
Total	276
7050546	
Poll Place	0
Vote by Mail	0
Mail Ballot	0
Total	0
7050712	
Poll Place	0
Vote by Mail	0
Mail Ballot	0
Total	0

Precinct	JULIE SOLIS (DEM)		VINCE FONG (REP)		Total Votes
7044133					
Poll Place	0		0		0
Vote by Mail	0		0		0
Mail Ballot	0		0		0
Total	0		0		0
7050025					
Poll Place	0		0		0
Vote by Mail	0		0		0
Mail Ballot	9	23.68%	29	76.32%	38
Total	9	23.68%	29	76.32%	38
7050529					
Poll Place	0		0		0
Vote by Mail	0		0		0
Mail Ballot	0		0		0
Total	0		0		0
7050537					
Poll Place	0		0		0
Vote by Mail	0		0		0
Mail Ballot	118	72.84%	44	27.16%	162
Total	118	72.84%	44	27.16%	162
7050546					
Poll Place	0		0		0
Vote by Mail	0		0		0
Mail Ballot	0		0		0
Total	0		0		0
7050712					
Poll Place	0		0		0
Vote by Mail	0		0		0
Mail Ballot	0		0		0
Total	0		0		0

Precinct	Registered Voters
7050726	
Poll Place	298
Vote by Mail	298
Mail Ballot	298
Total	298
7050730	
Poll Place	8
Vote by Mail	8
Mail Ballot	8
Total	8
7050732	
Poll Place	74
Vote by Mail	74
Mail Ballot	74
Total	74
7050734	
Poll Place	161
Vote by Mail	161
Mail Ballot	161
Total	161
7050748	
Poll Place	111
Vote by Mail	111
Mail Ballot	111
Total	111
7050749	
Poll Place	141
Vote by Mail	141
Mail Ballot	141
Total	141

Precinct	JULIE SOLIS (DEM)		VINCE FONG (REP)		Total Votes
7050726					
Poll Place	0		0		0
Vote by Mail	0		0		0
Mail Ballot	78	37.50%	130	62.50%	208
Total	78	37.50%	130	62.50%	208
7050730					
Poll Place	0		0		0
Vote by Mail	0		0		0
Mail Ballot	1	50.00%	1	50.00%	2
Total	1	50.00%	1	50.00%	2
7050732					
Poll Place	0		0		0
Vote by Mail	0		0		0
Mail Ballot	21	47.73%	23	52.27%	44
Total	21	47.73%	23	52.27%	44
7050734					
Poll Place	0		0		0
Vote by Mail	0		0		0
Mail Ballot	44	53.01%	39	46.99%	83
Total	44	53.01%	39	46.99%	83
7050748					
Poll Place	0		0		0
Vote by Mail	0		0		0
Mail Ballot	26	53.06%	23	46.94%	49
Total	26	53.06%	23	46.94%	49
7050749					
Poll Place	0		0		0
Vote by Mail	0		0		0
Mail Ballot	44	57.14%	33	42.86%	77
Total	44	57.14%	33	42.86%	77

Precinct	Registered Voters
7050759	
Poll Place	20
Vote by Mail	20
Mail Ballot	20
Total	20
7050760	
Poll Place	0
Vote by Mail	0
Mail Ballot	0
Total	0
7051233	
Poll Place	284
Vote by Mail	284
Mail Ballot	284
Total	284
7052140	
Poll Place	203
Vote by Mail	203
Mail Ballot	203
Total	203
7052142	
Poll Place	9
Vote by Mail	9
Mail Ballot	9
Total	9
7052143	
Poll Place	139
Vote by Mail	139
Mail Ballot	139
Total	139

Precinct	JULIE SOLIS (DEM)		VINCE FONG (REP)		Total Votes
7050759					
Poll Place	0		0		0
Vote by Mail	0		0		0
Mail Ballot	9	64.29%	5	35.71%	14
Total	9	64.29%	5	35.71%	14
7050760					
Poll Place	0		0		0
Vote by Mail	0		0		0
Mail Ballot	0		0		0
Total	0		0		0
7051233					
Poll Place	0		0		0
Vote by Mail	0		0		0
Mail Ballot	88	52.69%	79	47.31%	167
Total	88	52.69%	79	47.31%	167
7052140					
Poll Place	0		0		0
Vote by Mail	0		0		0
Mail Ballot	50	38.46%	80	61.54%	130
Total	50	38.46%	80	61.54%	130
7052142					
Poll Place	0		0		0
Vote by Mail	0		0		0
Mail Ballot	4	66.67%	2	33.33%	6
Total	4	66.67%	2	33.33%	6
7052143					
Poll Place	0		0		0
Vote by Mail	0		0		0
Mail Ballot	28	32.56%	58	67.44%	86
Total	28	32.56%	58	67.44%	86

Precinct	Registered Voters
7053449	
Poll Place	11
Vote by Mail	11
Mail Ballot	11
Total	11
7053495	
Poll Place	0
Vote by Mail	0
Mail Ballot	0
Total	0
Kern County - Total	286,001
Cumulative	
Cumulative	
Poll Place	0
Vote by Mail	0
Mail Ballot	0
Total	0
Cumulative - Total	0
County - Total	286,001

Precinct	JULIE SOLIS (DEM)		VINCE FONG (REP)		Total Votes
7053449					
Poll Place	0		0		0
Vote by Mail	0		0		0
Mail Ballot	2	25.00%	6	75.00%	8
Total	2	25.00%	6	75.00%	8
7053495					
Poll Place	0		0		0
Vote by Mail	0		0		0
Mail Ballot	0		0		0
Total	0		0		0
Kern County - Total	68,716	31.91%	146,611	68.09%	215,327
Cumulative					
Cumulative					
Poll Place	0		0		0
Vote by Mail	0		0		0
Mail Ballot	0		0		0
Total	0		0		0
Cumulative - Total	0		0		0
County - Total	68,716	31.91%	146,611	68.09%	215,327

Member of the Assembly 36th District (Vote for 1)

Precinct	Registered Voters
County	
Kern County	
0020121	
Poll Place	730
Vote by Mail	730
Mail Ballot	730
Total	730
0021275	
Poll Place	1,627
Vote by Mail	1,627
Mail Ballot	1,627
Total	1,627
0021280	
Poll Place	920
Vote by Mail	920
Mail Ballot	920
Total	920
0021281	
Poll Place	1,139
Vote by Mail	1,139
Mail Ballot	1,139
Total	1,139
0021282	
Poll Place	1,118
Vote by Mail	1,118
Mail Ballot	1,118
Total	1,118

Precinct	STEVE FOX (DEM)		TOM LACKEY (REP)		Total Votes
County					
Kern County					
0020121					
Poll Place	17	11.11%	136	88.89%	153
Vote by Mail	99	27.65%	259	72.35%	358
Mail Ballot	0		0		0
Total	116	22.70%	395	77.30%	511
0021275					
Poll Place	45	27.78%	117	72.22%	162
Vote by Mail	357	39.32%	551	60.68%	908
Mail Ballot	0		0		0
Total	402	37.57%	668	62.43%	1,070
0021280					
Poll Place	39	33.33%	78	66.67%	117
Vote by Mail	234	48.45%	249	51.55%	483
Mail Ballot	0		0		0
Total	273	45.50%	327	54.50%	600
0021281					
Poll Place	44	29.93%	103	70.07%	147
Vote by Mail	259	36.27%	455	63.73%	714
Mail Ballot	0		0		0
Total	303	35.19%	558	64.81%	861
0021282					
Poll Place	38	23.03%	127	76.97%	165
Vote by Mail	249	38.97%	390	61.03%	639
Mail Ballot	0		0		0
Total	287	35.70%	517	64.30%	804

Precinct	Registered Voters
0021283	
Poll Place	1,561
Vote by Mail	1,561
Mail Ballot	1,561
Total	1,561
0021660	
Poll Place	351
Vote by Mail	351
Mail Ballot	351
Total	351
0021710	
Poll Place	540
Vote by Mail	540
Mail Ballot	540
Total	540
0022450	
Poll Place	1,586
Vote by Mail	1,586
Mail Ballot	1,586
Total	1,586
0023020	
Poll Place	1,053
Vote by Mail	1,053
Mail Ballot	1,053
Total	1,053
0023021	
Poll Place	1,557
Vote by Mail	1,557
Mail Ballot	1,557
Total	1,557

Precinct	STEVE FOX (DEM)		TOM LACKEY (REP)		Total Votes
0021283					
Poll Place	67	31.02%	149	68.98%	216
Vote by Mail	365	41.34%	518	58.66%	883
Mail Ballot	0		0		0
Total	432	39.31%	667	60.69%	1,099
0021660					
Poll Place	7	8.05%	80	91.95%	87
Vote by Mail	39	20.53%	151	79.47%	190
Mail Ballot	0		0		0
Total	46	16.61%	231	83.39%	277
0021710					
Poll Place	11	11.83%	82	88.17%	93
Vote by Mail	76	25.00%	228	75.00%	304
Mail Ballot	0		0		0
Total	87	21.91%	310	78.09%	397
0022450					
Poll Place	75	35.38%	137	64.62%	212
Vote by Mail	277	36.74%	477	63.26%	754
Mail Ballot	0		0		0
Total	352	36.44%	614	63.56%	966
0023020					
Poll Place	30	24.00%	95	76.00%	125
Vote by Mail	237	38.23%	383	61.77%	620
Mail Ballot	0		0		0
Total	267	35.84%	478	64.16%	745
0023021					
Poll Place	39	19.21%	164	80.79%	203
Vote by Mail	327	38.25%	528	61.75%	855
Mail Ballot	0		0		0
Total	366	34.59%	692	65.41%	1,058

Precinct	Registered Voters
0023023	
Poll Place	1,235
Vote by Mail	1,235
Mail Ballot	1,235
Total	1,235
0023025	
Poll Place	1,159
Vote by Mail	1,159
Mail Ballot	1,159
Total	1,159
0023030	
Poll Place	1,411
Vote by Mail	1,411
Mail Ballot	1,411
Total	1,411
0023031	
Poll Place	918
Vote by Mail	918
Mail Ballot	918
Total	918
0023035	
Poll Place	1,205
Vote by Mail	1,205
Mail Ballot	1,205
Total	1,205
0023450	
Poll Place	933
Vote by Mail	933
Mail Ballot	933
Total	933

Precinct	STEVE FOX (DEM)		TOM LACKEY (REP)		Total Votes
0023023					
Poll Place	24	21.05%	90	78.95%	114
Vote by Mail	256	31.33%	561	68.67%	817
Mail Ballot	0		0		0
Total	280	30.08%	651	69.92%	931
0023025					
Poll Place	24	13.48%	154	86.52%	178
Vote by Mail	243	32.97%	494	67.03%	737
Mail Ballot	0		0		0
Total	267	29.18%	648	70.82%	915
0023030					
Poll Place	74	38.34%	119	61.66%	193
Vote by Mail	300	43.80%	385	56.20%	685
Mail Ballot	0		0		0
Total	374	42.60%	504	57.40%	878
0023031					
Poll Place	40	23.39%	131	76.61%	171
Vote by Mail	216	37.11%	366	62.89%	582
Mail Ballot	0		0		0
Total	256	34.00%	497	66.00%	753
0023035					
Poll Place	51	30.00%	119	70.00%	170
Vote by Mail	260	34.85%	486	65.15%	746
Mail Ballot	0		0		0
Total	311	33.95%	605	66.05%	916
0023450					
Poll Place	27	16.98%	132	83.02%	159
Vote by Mail	120	20.87%	455	79.13%	575
Mail Ballot	0		0		0
Total	147	20.03%	587	79.97%	734

Precinct	Registered Voters
0023451	
Poll Place	380
Vote by Mail	380
Mail Ballot	380
Total	380
0023452	
Poll Place	854
Vote by Mail	854
Mail Ballot	854
Total	854
7020014	
Poll Place	97
Vote by Mail	97
Mail Ballot	97
Total	97
7020034	
Poll Place	46
Vote by Mail	46
Mail Ballot	46
Total	46
7020036	
Poll Place	274
Vote by Mail	274
Mail Ballot	274
Total	274
7021261	
Poll Place	64
Vote by Mail	64
Mail Ballot	64
Total	64

Precinct	STEVE FOX (DEM)		TOM LACKEY (REP)		Total Votes
0023451					
Poll Place	10	20.41%	39	79.59%	49
Vote by Mail	41	17.90%	188	82.10%	229
Mail Ballot	0		0		0
Total	51	18.35%	227	81.65%	278
0023452					
Poll Place	20	17.24%	96	82.76%	116
Vote by Mail	134	26.85%	365	73.15%	499
Mail Ballot	0		0		0
Total	154	25.04%	461	74.96%	615
7020014					
Poll Place	0		0		0
Vote by Mail	0		0		0
Mail Ballot	12	15.00%	68	85.00%	80
Total	12	15.00%	68	85.00%	80
7020034					
Poll Place	0		0		0
Vote by Mail	0		0		0
Mail Ballot	5	15.63%	27	84.38%	32
Total	5	15.63%	27	84.38%	32
7020036					
Poll Place	0		0		0
Vote by Mail	0		0		0
Mail Ballot	74	48.37%	79	51.63%	153
Total	74	48.37%	79	51.63%	153
7021261					
Poll Place	0		0		0
Vote by Mail	0		0		0
Mail Ballot	19	41.30%	27	58.70%	46
Total	19	41.30%	27	58.70%	46

Precinct	Registered Voters
7021276	
Poll Place	0
Vote by Mail	0
Mail Ballot	0
Total	0
7021279	
Poll Place	50
Vote by Mail	50
Mail Ballot	50
Total	50
7021493	
Poll Place	0
Vote by Mail	0
Mail Ballot	0
Total	0
7022454	
Poll Place	247
Vote by Mail	247
Mail Ballot	247
Total	247
7022456	
Poll Place	2
Vote by Mail	2
Mail Ballot	2
Total	2
7022473	
Poll Place	1
Vote by Mail	1
Mail Ballot	1
Total	1

Precinct	STEVE FOX (DEM)		TOM LACKEY (REP)		Total Votes
7021276					
Poll Place	0		0		0
Vote by Mail	0		0		0
Mail Ballot	0		0		0
Total	0		0		0
7021279					
Poll Place	0		0		0
Vote by Mail	0		0		0
Mail Ballot	7	19.44%	29	80.56%	36
Total	7	19.44%	29	80.56%	36
7021493					
Poll Place	0		0		0
Vote by Mail	0		0		0
Mail Ballot	0		0		0
Total	0		0		0
7022454					
Poll Place	0		0		0
Vote by Mail	0		0		0
Mail Ballot	48	32.00%	102	68.00%	150
Total	48	32.00%	102	68.00%	150
7022456					
Poll Place	0		0		0
Vote by Mail	0		0		0
Mail Ballot	2	100.00%	0	0.00%	2
Total	2	100.00%	0	0.00%	2
7022473					
Poll Place	0		0		0
Vote by Mail	0		0		0
Mail Ballot	1	100.00%	0	0.00%	1
Total	1	100.00%	0	0.00%	1

Precinct	Registered Voters
7023024	
Poll Place	138
Vote by Mail	138
Mail Ballot	138
Total	138
7023037	
Poll Place	40
Vote by Mail	40
Mail Ballot	40
Total	40
7023082	
Poll Place	194
Vote by Mail	194
Mail Ballot	194
Total	194
7023469	
Poll Place	1
Vote by Mail	1
Mail Ballot	1
Total	1
Kern County - Total	21,431
Cumulative	
Cumulative	
Poll Place	0
Vote by Mail	0
Mail Ballot	0
Total	0
Cumulative - Total	0
County - Total	21,431

Precinct	STEVE FOX (DEM)		TOM LACKEY (REP)		Total Votes
7023024					
Poll Place	0		0		0
Vote by Mail	0		0		0
Mail Ballot	20	21.74%	72	78.26%	92
Total	20	21.74%	72	78.26%	92
7023037					
Poll Place	0		0		0
Vote by Mail	0		0		0
Mail Ballot	6	26.09%	17	73.91%	23
Total	6	26.09%	17	73.91%	23
7023082					
Poll Place	0		0		0
Vote by Mail	0		0		0
Mail Ballot	31	23.85%	99	76.15%	130
Total	31	23.85%	99	76.15%	130
7023469					
Poll Place	0		0		0
Vote by Mail	0		0		0
Mail Ballot	0		0		0
Total	0		0		0
Kern County - Total	4,996	32.97%	10,157	67.03%	15,153
Cumulative					
Cumulative					
Poll Place	0		0		0
Vote by Mail	0		0		0
Mail Ballot	0		0		0
Total	0		0		0
Cumulative - Total	0		0		0
County - Total	4,996	32.97%	10,157	67.03%	15,153

Board Of Education, #5 Board Member (Vote for 1)

Precinct	Registered Voters
County	
Kern County	
0020232	
Poll Place	735
Vote by Mail	735
Mail Ballot	735
Total	735
0020236	
Poll Place	1,561
Vote by Mail	1,561
Mail Ballot	1,561
Total	1,561
0020245	
Poll Place	1,507
Vote by Mail	1,507
Mail Ballot	1,507
Total	1,507
0020246	
Poll Place	1,070
Vote by Mail	1,070
Mail Ballot	1,070
Total	1,070
0020248	
Poll Place	631
Vote by Mail	631
Mail Ballot	631
Total	631

Precinct	WILLIAM F. BARNES		PAULA E. BRAY		Total Votes
County					
Kern County					
0020232					
Poll Place	15	23.44%	49	76.56%	64
Vote by Mail	125	35.51%	227	64.49%	352
Mail Ballot	0		0		0
Total	140	33.65%	276	66.35%	416
0020236					
Poll Place	24	24.49%	74	75.51%	98
Vote by Mail	254	38.78%	401	61.22%	655
Mail Ballot	0		0		0
Total	278	36.92%	475	63.08%	753
0020245					
Poll Place	40	39.22%	62	60.78%	102
Vote by Mail	273	37.66%	452	62.34%	725
Mail Ballot	0		0		0
Total	313	37.85%	514	62.15%	827
0020246					
Poll Place	47	42.73%	63	57.27%	110
Vote by Mail	192	39.83%	290	60.17%	482
Mail Ballot	0		0		0
Total	239	40.37%	353	59.63%	592
0020248					
Poll Place	24	45.28%	29	54.72%	53
Vote by Mail	103	34.68%	194	65.32%	297
Mail Ballot	0		0		0
Total	127	36.29%	223	63.71%	350

Precinct	Registered Voters
0020249	
Poll Place	893
Vote by Mail	893
Mail Ballot	893
Total	893
0020257	
Poll Place	724
Vote by Mail	724
Mail Ballot	724
Total	724
0020260	
Poll Place	968
Vote by Mail	968
Mail Ballot	968
Total	968
0020271	
Poll Place	1,447
Vote by Mail	1,447
Mail Ballot	1,447
Total	1,447
0020284	
Poll Place	908
Vote by Mail	908
Mail Ballot	908
Total	908
0020288	
Poll Place	924
Vote by Mail	924
Mail Ballot	924
Total	924

Precinct	WILLIAM F. BARNES		PAULA E. BRAY		Total Votes
0020249					
Poll Place	16	34.78%	30	65.22%	46
Vote by Mail	232	46.77%	264	53.23%	496
Mail Ballot	0		0		0
Total	248	45.76%	294	54.24%	542
0020257					
Poll Place	25	32.47%	52	67.53%	77
Vote by Mail	140	39.66%	213	60.34%	353
Mail Ballot	0		0		0
Total	165	38.37%	265	61.63%	430
0020260					
Poll Place	23	34.33%	44	65.67%	67
Vote by Mail	215	41.51%	303	58.49%	518
Mail Ballot	0		0		0
Total	238	40.68%	347	59.32%	585
0020271					
Poll Place	44	37.93%	72	62.07%	116
Vote by Mail	298	38.65%	473	61.35%	771
Mail Ballot	0		0		0
Total	342	38.56%	545	61.44%	887
0020284					
Poll Place	26	35.62%	47	64.38%	73
Vote by Mail	202	43.53%	262	56.47%	464
Mail Ballot	0		0		0
Total	228	42.46%	309	57.54%	537
0020288					
Poll Place	26	41.27%	37	58.73%	63
Vote by Mail	155	37.71%	256	62.29%	411
Mail Ballot	0		0		0
Total	181	38.19%	293	61.81%	474

Precinct	Registered Voters
0020289	
Poll Place	1,429
Vote by Mail	1,429
Mail Ballot	1,429
Total	1,429
0022003	
Poll Place	856
Vote by Mail	856
Mail Ballot	856
Total	856
0022004	
Poll Place	867
Vote by Mail	867
Mail Ballot	867
Total	867
0022006	
Poll Place	1,648
Vote by Mail	1,648
Mail Ballot	1,648
Total	1,648
0022008	
Poll Place	1,461
Vote by Mail	1,461
Mail Ballot	1,461
Total	1,461
0023241	
Poll Place	685
Vote by Mail	685
Mail Ballot	685
Total	685

Precinct	WILLIAM F. BARNES		PAULA E. BRAY		Total Votes
0020289					
Poll Place	40	39.60%	61	60.40%	101
Vote by Mail	280	39.38%	431	60.62%	711
Mail Ballot	0		0		0
Total	320	39.41%	492	60.59%	812
0022003					
Poll Place	25	40.98%	36	59.02%	61
Vote by Mail	136	33.50%	270	66.50%	406
Mail Ballot	0		0		0
Total	161	34.48%	306	65.52%	467
0022004					
Poll Place	19	42.22%	26	57.78%	45
Vote by Mail	195	44.72%	241	55.28%	436
Mail Ballot	0		0		0
Total	214	44.49%	267	55.51%	481
0022006					
Poll Place	48	44.86%	59	55.14%	107
Vote by Mail	351	43.07%	464	56.93%	815
Mail Ballot	0		0		0
Total	399	43.28%	523	56.72%	922
0022008					
Poll Place	32	37.21%	54	62.79%	86
Vote by Mail	320	43.54%	415	56.46%	735
Mail Ballot	0		0		0
Total	352	42.87%	469	57.13%	821
0023241					
Poll Place	14	29.79%	33	70.21%	47
Vote by Mail	159	49.38%	163	50.62%	322
Mail Ballot	0		0		0
Total	173	46.88%	196	53.12%	369

Precinct	Registered Voters
0050020	
Poll Place	1,131
Vote by Mail	1,131
Mail Ballot	1,131
Total	1,131
0050511	
Poll Place	1,636
Vote by Mail	1,636
Mail Ballot	1,636
Total	1,636
0050514	
Poll Place	1,259
Vote by Mail	1,259
Mail Ballot	1,259
Total	1,259
0050518	
Poll Place	384
Vote by Mail	384
Mail Ballot	384
Total	384
0050524	
Poll Place	1,571
Vote by Mail	1,571
Mail Ballot	1,571
Total	1,571
0050532	
Poll Place	1,302
Vote by Mail	1,302
Mail Ballot	1,302
Total	1,302

Precinct	WILLIAM F. BARNES		PAULA E. BRAY		Total Votes
0050020					
Poll Place	39	34.21%	75	65.79%	114
Vote by Mail	173	40.05%	259	59.95%	432
Mail Ballot	0		0		0
Total	212	38.83%	334	61.17%	546
0050511					
Poll Place	13	32.50%	27	67.50%	40
Vote by Mail	171	33.46%	340	66.54%	511
Mail Ballot	0		0		0
Total	184	33.39%	367	66.61%	551
0050514					
Poll Place	30	38.46%	48	61.54%	78
Vote by Mail	179	32.49%	372	67.51%	551
Mail Ballot	0		0		0
Total	209	33.23%	420	66.77%	629
0050518					
Poll Place	4	20.00%	16	80.00%	20
Vote by Mail	66	31.73%	142	68.27%	208
Mail Ballot	0		0		0
Total	70	30.70%	158	69.30%	228
0050524					
Poll Place	16	21.05%	60	78.95%	76
Vote by Mail	223	34.10%	431	65.90%	654
Mail Ballot	0		0		0
Total	239	32.74%	491	67.26%	730
0050532					
Poll Place	18	50.00%	18	50.00%	36
Vote by Mail	170	34.69%	320	65.31%	490
Mail Ballot	0		0		0
Total	188	35.74%	338	64.26%	526

Precinct	Registered Voters
0050536	
Poll Place	489
Vote by Mail	489
Mail Ballot	489
Total	489
0050538	
Poll Place	702
Vote by Mail	702
Mail Ballot	702
Total	702
0050541	
Poll Place	1,081
Vote by Mail	1,081
Mail Ballot	1,081
Total	1,081
0050543	
Poll Place	352
Vote by Mail	352
Mail Ballot	352
Total	352
0050545	
Poll Place	1,364
Vote by Mail	1,364
Mail Ballot	1,364
Total	1,364
0050548	
Poll Place	1,202
Vote by Mail	1,202
Mail Ballot	1,202
Total	1,202

Precinct	WILLIAM F. BARNES		PAULA E. BRAY		Total Votes
0050536					
Poll Place	4	13.33%	26	86.67%	30
Vote by Mail	77	28.31%	195	71.69%	272
Mail Ballot	0		0		0
Total	81	26.82%	221	73.18%	302
0050538					
Poll Place	23	35.94%	41	64.06%	64
Vote by Mail	103	29.68%	244	70.32%	347
Mail Ballot	0		0		0
Total	126	30.66%	285	69.34%	411
0050541					
Poll Place	9	25.71%	26	74.29%	35
Vote by Mail	195	40.88%	282	59.12%	477
Mail Ballot	0		0		0
Total	204	39.84%	308	60.16%	512
0050543					
Poll Place	9	56.25%	7	43.75%	16
Vote by Mail	45	29.03%	110	70.97%	155
Mail Ballot	0		0		0
Total	54	31.58%	117	68.42%	171
0050545					
Poll Place	26	30.95%	58	69.05%	84
Vote by Mail	250	35.01%	464	64.99%	714
Mail Ballot	0		0		0
Total	276	34.59%	522	65.41%	798
0050548					
Poll Place	27	37.50%	45	62.50%	72
Vote by Mail	189	36.42%	330	63.58%	519
Mail Ballot	0		0		0
Total	216	36.55%	375	63.45%	591

Precinct	Registered Voters
0050552	
Poll Place	911
Vote by Mail	911
Mail Ballot	911
Total	911
0050560	
Poll Place	900
Vote by Mail	900
Mail Ballot	900
Total	900
0050590	
Poll Place	521
Vote by Mail	521
Mail Ballot	521
Total	521
0050731	
Poll Place	1,136
Vote by Mail	1,136
Mail Ballot	1,136
Total	1,136
0050741	
Poll Place	1,124
Vote by Mail	1,124
Mail Ballot	1,124
Total	1,124
0050742	
Poll Place	1,083
Vote by Mail	1,083
Mail Ballot	1,083
Total	1,083

Precinct	WILLIAM F. BARNES		PAULA E. BRAY		Total Votes
0050552					
Poll Place	20	28.99%	49	71.01%	69
Vote by Mail	179	42.32%	244	57.68%	423
Mail Ballot	0		0		0
Total	199	40.45%	293	59.55%	492
0050560					
Poll Place	8	17.39%	38	82.61%	46
Vote by Mail	107	32.42%	223	67.58%	330
Mail Ballot	0		0		0
Total	115	30.59%	261	69.41%	376
0050590					
Poll Place	5	17.86%	23	82.14%	28
Vote by Mail	53	27.46%	140	72.54%	193
Mail Ballot	0		0		0
Total	58	26.24%	163	73.76%	221
0050731					
Poll Place	11	19.64%	45	80.36%	56
Vote by Mail	173	34.81%	324	65.19%	497
Mail Ballot	0		0		0
Total	184	33.27%	369	66.73%	553
0050741					
Poll Place	21	38.89%	33	61.11%	54
Vote by Mail	206	36.92%	352	63.08%	558
Mail Ballot	0		0		0
Total	227	37.09%	385	62.91%	612
0050742					
Poll Place	29	34.12%	56	65.88%	85
Vote by Mail	148	30.58%	336	69.42%	484
Mail Ballot	0		0		0
Total	177	31.11%	392	68.89%	569

Precinct	Registered Voters
0050750	
Poll Place	785
Vote by Mail	785
Mail Ballot	785
Total	785
0050751	
Poll Place	422
Vote by Mail	422
Mail Ballot	422
Total	422
0050752	
Poll Place	1,382
Vote by Mail	1,382
Mail Ballot	1,382
Total	1,382
0050765	
Poll Place	1,244
Vote by Mail	1,244
Mail Ballot	1,244
Total	1,244
0051180	
Poll Place	982
Vote by Mail	982
Mail Ballot	982
Total	982
0051227	
Poll Place	662
Vote by Mail	662
Mail Ballot	662
Total	662

Precinct	WILLIAM F. BARNES		PAULA E. BRAY		Total Votes
0050750					
Poll Place	28	45.90%	33	54.10%	61
Vote by Mail	167	45.14%	203	54.86%	370
Mail Ballot	0		0		0
Total	195	45.24%	236	54.76%	431
0050751					
Poll Place	10	28.57%	25	71.43%	35
Vote by Mail	90	48.91%	94	51.09%	184
Mail Ballot	0		0		0
Total	100	45.66%	119	54.34%	219
0050752					
Poll Place	69	44.23%	87	55.77%	156
Vote by Mail	328	48.09%	354	51.91%	682
Mail Ballot	0		0		0
Total	397	47.37%	441	52.63%	838
0050765					
Poll Place	38	50.67%	37	49.33%	75
Vote by Mail	303	47.79%	331	52.21%	634
Mail Ballot	0		0		0
Total	341	48.10%	368	51.90%	709
0051180					
Poll Place	18	25.71%	52	74.29%	70
Vote by Mail	143	44.00%	182	56.00%	325
Mail Ballot	0		0		0
Total	161	40.76%	234	59.24%	395
0051227					
Poll Place	37	50.00%	37	50.00%	74
Vote by Mail	225	57.54%	166	42.46%	391
Mail Ballot	0		0		0
Total	262	56.34%	203	43.66%	465

Precinct	Registered Voters
0051228	
Poll Place	687
Vote by Mail	687
Mail Ballot	687
Total	687
0051310	
Poll Place	476
Vote by Mail	476
Mail Ballot	476
Total	476
0051313	
Poll Place	277
Vote by Mail	277
Mail Ballot	277
Total	277
0051331	
Poll Place	1,171
Vote by Mail	1,171
Mail Ballot	1,171
Total	1,171
0051332	
Poll Place	1,189
Vote by Mail	1,189
Mail Ballot	1,189
Total	1,189
0052033	
Poll Place	475
Vote by Mail	475
Mail Ballot	475
Total	475

Precinct	WILLIAM F. BARNES		PAULA E. BRAY		Total Votes
0051228					
Poll Place	32	48.48%	34	51.52%	66
Vote by Mail	151	45.76%	179	54.24%	330
Mail Ballot	0		0		0
Total	183	46.21%	213	53.79%	396
0051310					
Poll Place	12	33.33%	24	66.67%	36
Vote by Mail	64	38.10%	104	61.90%	168
Mail Ballot	0		0		0
Total	76	37.25%	128	62.75%	204
0051313					
Poll Place	4	33.33%	8	66.67%	12
Vote by Mail	39	43.82%	50	56.18%	89
Mail Ballot	0		0		0
Total	43	42.57%	58	57.43%	101
0051331					
Poll Place	27	32.14%	57	67.86%	84
Vote by Mail	252	43.75%	324	56.25%	576
Mail Ballot	0		0		0
Total	279	42.27%	381	57.73%	660
0051332					
Poll Place	24	40.68%	35	59.32%	59
Vote by Mail	228	38.58%	363	61.42%	591
Mail Ballot	0		0		0
Total	252	38.77%	398	61.23%	650
0052033					
Poll Place	8	28.57%	20	71.43%	28
Vote by Mail	39	30.23%	90	69.77%	129
Mail Ballot	0		0		0
Total	47	29.94%	110	70.06%	157

Precinct	Registered Voters
7020250	
Poll Place	287
Vote by Mail	287
Mail Ballot	287
Total	287
7021222	
Poll Place	16
Vote by Mail	16
Mail Ballot	16
Total	16
7021235	
Poll Place	147
Vote by Mail	147
Mail Ballot	147
Total	147
7021752	
Poll Place	65
Vote by Mail	65
Mail Ballot	65
Total	65
7022013	
Poll Place	119
Vote by Mail	119
Mail Ballot	119
Total	119
7022019	
Poll Place	273
Vote by Mail	273
Mail Ballot	273
Total	273

Precinct	WILLIAM F. BARNES		PAULA E. BRAY		Total Votes
7020250					
Poll Place	0		0		0
Vote by Mail	0		0		0
Mail Ballot	105	59.66%	71	40.34%	176
Total	105	59.66%	71	40.34%	176
7021222					
Poll Place	0		0		0
Vote by Mail	0		0		0
Mail Ballot	6	60.00%	4	40.00%	10
Total	6	60.00%	4	40.00%	10
7021235					
Poll Place	0		0		0
Vote by Mail	0		0		0
Mail Ballot	54	58.06%	39	41.94%	93
Total	54	58.06%	39	41.94%	93
7021752					
Poll Place	0		0		0
Vote by Mail	0		0		0
Mail Ballot	10	35.71%	18	64.29%	28
Total	10	35.71%	18	64.29%	28
7022013					
Poll Place	0		0		0
Vote by Mail	0		0		0
Mail Ballot	24	40.00%	36	60.00%	60
Total	24	40.00%	36	60.00%	60
7022019					
Poll Place	0		0		0
Vote by Mail	0		0		0
Mail Ballot	56	39.44%	86	60.56%	142
Total	56	39.44%	86	60.56%	142

Precinct	Registered Voters
7022028	
Poll Place	160
Vote by Mail	160
Mail Ballot	160
Total	160
7022029	
Poll Place	193
Vote by Mail	193
Mail Ballot	193
Total	193
7022283	
Poll Place	172
Vote by Mail	172
Mail Ballot	172
Total	172
7023470	
Poll Place	333
Vote by Mail	333
Mail Ballot	333
Total	333
7025274	
Poll Place	0
Vote by Mail	0
Mail Ballot	0
Total	0
7025275	
Poll Place	0
Vote by Mail	0
Mail Ballot	0
Total	0

Precinct	WILLIAM F. BARNES		PAULA E. BRAY		Total Votes
7022028					
Poll Place	0		0		0
Vote by Mail	0		0		0
Mail Ballot	36	39.56%	55	60.44%	91
Total	36	39.56%	55	60.44%	91
7022029					
Poll Place	0		0		0
Vote by Mail	0		0		0
Mail Ballot	46	40.35%	68	59.65%	114
Total	46	40.35%	68	59.65%	114
7022283					
Poll Place	0		0		0
Vote by Mail	0		0		0
Mail Ballot	48	52.17%	44	47.83%	92
Total	48	52.17%	44	47.83%	92
7023470					
Poll Place	0		0		0
Vote by Mail	0		0		0
Mail Ballot	58	39.46%	89	60.54%	147
Total	58	39.46%	89	60.54%	147
7025274					
Poll Place	0		0		0
Vote by Mail	0		0		0
Mail Ballot	0		0		0
Total	0		0		0
7025275					
Poll Place	0		0		0
Vote by Mail	0		0		0
Mail Ballot	0		0		0
Total	0		0		0

Precinct	Registered Voters
7025277	
Poll Place	0
Vote by Mail	0
Mail Ballot	0
Total	0
7033491	
Poll Place	256
Vote by Mail	256
Mail Ballot	256
Total	256
7035676	
Poll Place	2
Vote by Mail	2
Mail Ballot	2
Total	2
7050025	
Poll Place	64
Vote by Mail	64
Mail Ballot	64
Total	64
7050030	
Poll Place	191
Vote by Mail	191
Mail Ballot	191
Total	191
7050032	
Poll Place	8
Vote by Mail	8
Mail Ballot	8
Total	8

Precinct	WILLIAM F. BARNES		PAULA E. BRAY		Total Votes
7025277					
Poll Place	0		0		0
Vote by Mail	0		0		0
Mail Ballot	0		0		0
Total	0		0		0
7033491					
Poll Place	0		0		0
Vote by Mail	0		0		0
Mail Ballot	42	42.00%	58	58.00%	100
Total	42	42.00%	58	58.00%	100
7035676					
Poll Place	0		0		0
Vote by Mail	0		0		0
Mail Ballot	0	0.00%	2	100.00%	2
Total	0	0.00%	2	100.00%	2
7050025					
Poll Place	0		0		0
Vote by Mail	0		0		0
Mail Ballot	19	57.58%	14	42.42%	33
Total	19	57.58%	14	42.42%	33
7050030					
Poll Place	0		0		0
Vote by Mail	0		0		0
Mail Ballot	30	33.71%	59	66.29%	89
Total	30	33.71%	59	66.29%	89
7050032					
Poll Place	0		0		0
Vote by Mail	0		0		0
Mail Ballot	0	0.00%	1	100.00%	1
Total	0	0.00%	1	100.00%	1

Precinct	Registered Voters
7050220	
Poll Place	182
Vote by Mail	182
Mail Ballot	182
Total	182
7050221	
Poll Place	251
Vote by Mail	251
Mail Ballot	251
Total	251
7050526	
Poll Place	0
Vote by Mail	0
Mail Ballot	0
Total	0
7050529	
Poll Place	2
Vote by Mail	2
Mail Ballot	2
Total	2
7050540	
Poll Place	81
Vote by Mail	81
Mail Ballot	81
Total	81
7050542	
Poll Place	420
Vote by Mail	420
Mail Ballot	420
Total	420

Precinct	WILLIAM F. BARNES		PAULA E. BRAY		Total Votes
7050220					
Poll Place	0		0		0
Vote by Mail	0		0		0
Mail Ballot	25	35.21%	46	64.79%	71
Total	25	35.21%	46	64.79%	71
7050221					
Poll Place	0		0		0
Vote by Mail	0		0		0
Mail Ballot	25	30.12%	58	69.88%	83
Total	25	30.12%	58	69.88%	83
7050526					
Poll Place	0		0		0
Vote by Mail	0		0		0
Mail Ballot	0		0		0
Total	0		0		0
7050529					
Poll Place	0		0		0
Vote by Mail	0		0		0
Mail Ballot	0		0		0
Total	0		0		0
7050540					
Poll Place	0		0		0
Vote by Mail	0		0		0
Mail Ballot	2	7.41%	25	92.59%	27
Total	2	7.41%	25	92.59%	27
7050542					
Poll Place	0		0		0
Vote by Mail	0		0		0
Mail Ballot	71	33.49%	141	66.51%	212
Total	71	33.49%	141	66.51%	212

Precinct	Registered Voters
7050551	
Poll Place	403
Vote by Mail	403
Mail Ballot	403
Total	403
7050561	
Poll Place	227
Vote by Mail	227
Mail Ballot	227
Total	227
7050573	
Poll Place	0
Vote by Mail	0
Mail Ballot	0
Total	0
7050579	
Poll Place	139
Vote by Mail	139
Mail Ballot	139
Total	139
7050581	
Poll Place	234
Vote by Mail	234
Mail Ballot	234
Total	234
7050582	
Poll Place	29
Vote by Mail	29
Mail Ballot	29
Total	29

Precinct	WILLIAM F. BARNES		PAULA E. BRAY		Total Votes
7050551					
Poll Place	0		0		0
Vote by Mail	0		0		0
Mail Ballot	63	29.58%	150	70.42%	213
Total	63	29.58%	150	70.42%	213
7050561					
Poll Place	0		0		0
Vote by Mail	0		0		0
Mail Ballot	37	31.90%	79	68.10%	116
Total	37	31.90%	79	68.10%	116
7050573					
Poll Place	0		0		0
Vote by Mail	0		0		0
Mail Ballot	0		0		0
Total	0		0		0
7050579					
Poll Place	0		0		0
Vote by Mail	0		0		0
Mail Ballot	23	33.82%	45	66.18%	68
Total	23	33.82%	45	66.18%	68
7050581					
Poll Place	0		0		0
Vote by Mail	0		0		0
Mail Ballot	40	40.40%	59	59.60%	99
Total	40	40.40%	59	59.60%	99
7050582					
Poll Place	0		0		0
Vote by Mail	0		0		0
Mail Ballot	2	14.29%	12	85.71%	14
Total	2	14.29%	12	85.71%	14

Precinct	Registered Voters
7050702	
Poll Place	236
Vote by Mail	236
Mail Ballot	236
Total	236
7050707	
Poll Place	249
Vote by Mail	249
Mail Ballot	249
Total	249
7050713	
Poll Place	355
Vote by Mail	355
Mail Ballot	355
Total	355
7050726	
Poll Place	298
Vote by Mail	298
Mail Ballot	298
Total	298
7050730	
Poll Place	8
Vote by Mail	8
Mail Ballot	8
Total	8
7050732	
Poll Place	74
Vote by Mail	74
Mail Ballot	74
Total	74

Precinct	WILLIAM F. BARNES		PAULA E. BRAY		Total Votes
7050702					
Poll Place	0		0		0
Vote by Mail	0		0		0
Mail Ballot	56	42.11%	77	57.89%	133
Total	56	42.11%	77	57.89%	133
7050707					
Poll Place	0		0		0
Vote by Mail	0		0		0
Mail Ballot	61	43.26%	80	56.74%	141
Total	61	43.26%	80	56.74%	141
7050713					
Poll Place	0		0		0
Vote by Mail	0		0		0
Mail Ballot	74	35.92%	132	64.08%	206
Total	74	35.92%	132	64.08%	206
7050726					
Poll Place	0		0		0
Vote by Mail	0		0		0
Mail Ballot	77	41.62%	108	58.38%	185
Total	77	41.62%	108	58.38%	185
7050730					
Poll Place	0		0		0
Vote by Mail	0		0		0
Mail Ballot	2	100.00%	0	0.00%	2
Total	2	100.00%	0	0.00%	2
7050732					
Poll Place	0		0		0
Vote by Mail	0		0		0
Mail Ballot	11	25.00%	33	75.00%	44
Total	11	25.00%	33	75.00%	44

Precinct	Registered Voters
7050734	
Poll Place	161
Vote by Mail	161
Mail Ballot	161
Total	161
7050748	
Poll Place	111
Vote by Mail	111
Mail Ballot	111
Total	111
7050749	
Poll Place	141
Vote by Mail	141
Mail Ballot	141
Total	141
7050759	
Poll Place	20
Vote by Mail	20
Mail Ballot	20
Total	20
7050764	
Poll Place	0
Vote by Mail	0
Mail Ballot	0
Total	0
7051188	
Poll Place	18
Vote by Mail	18
Mail Ballot	18
Total	18

Precinct	WILLIAM F. BARNES		PAULA E. BRAY		Total Votes
7050734					
Poll Place	0		0		0
Vote by Mail	0		0		0
Mail Ballot	31	45.59%	37	54.41%	68
Total	31	45.59%	37	54.41%	68
7050748					
Poll Place	0		0		0
Vote by Mail	0		0		0
Mail Ballot	16	41.03%	23	58.97%	39
Total	16	41.03%	23	58.97%	39
7050749					
Poll Place	0		0		0
Vote by Mail	0		0		0
Mail Ballot	18	26.09%	51	73.91%	69
Total	18	26.09%	51	73.91%	69
7050759					
Poll Place	0		0		0
Vote by Mail	0		0		0
Mail Ballot	7	50.00%	7	50.00%	14
Total	7	50.00%	7	50.00%	14
7050764					
Poll Place	0		0		0
Vote by Mail	0		0		0
Mail Ballot	0		0		0
Total	0		0		0
7051188					
Poll Place	0		0		0
Vote by Mail	0		0		0
Mail Ballot	0	0.00%	6	100.00%	6
Total	0	0.00%	6	100.00%	6

Precinct	Registered Voters
7051233	
Poll Place	284
Vote by Mail	284
Mail Ballot	284
Total	284
7051751	
Poll Place	332
Vote by Mail	332
Mail Ballot	332
Total	332
7051972	
Poll Place	7
Vote by Mail	7
Mail Ballot	7
Total	7
7052272	
Poll Place	14
Vote by Mail	14
Mail Ballot	14
Total	14
Kern County - Total	52,776
Cumulative	
Cumulative	
Poll Place	0
Vote by Mail	0
Mail Ballot	0
Total	0
Cumulative - Total	0
County - Total	52,776

Precinct	WILLIAM F. BARNES		PAULA E. BRAY		Total Votes
7051233					
Poll Place	0		0		0
Vote by Mail	0		0		0
Mail Ballot	63	39.38%	97	60.63%	160
Total	63	39.38%	97	60.63%	160
7051751					
Poll Place	0		0		0
Vote by Mail	0		0		0
Mail Ballot	61	35.67%	110	64.33%	171
Total	61	35.67%	110	64.33%	171
7051972					
Poll Place	0		0		0
Vote by Mail	0		0		0
Mail Ballot	1	25.00%	3	75.00%	4
Total	1	25.00%	3	75.00%	4
7052272					
Poll Place	0		0		0
Vote by Mail	0		0		0
Mail Ballot	2	50.00%	2	50.00%	4
Total	2	50.00%	2	50.00%	4
Kern County - Total	10,775	38.99%	16,860	61.01%	27,635
Cumulative					
Cumulative					
Poll Place	0		0		0
Vote by Mail	0		0		0
Mail Ballot	0		0		0
Total	0		0		0
Cumulative - Total	0		0		0
County - Total	10,775	38.99%	16,860	61.01%	27,635

Kern Comm College #6 Board Member (Vote for 1)

Precinct	Registered Voters
County	
Kern County	
0011190	
Poll Place	1,610
Vote by Mail	1,610
Mail Ballot	1,610
Total	1,610
0011725	
Poll Place	1,209
Vote by Mail	1,209
Mail Ballot	1,209
Total	1,209
0012171	
Poll Place	945
Vote by Mail	945
Mail Ballot	945
Total	945
0012173	
Poll Place	667
Vote by Mail	667
Mail Ballot	667
Total	667
0012505	
Poll Place	1,106
Vote by Mail	1,106
Mail Ballot	1,106
Total	1,106

Precinct	JACK LAVERS		YOVANI JIMENEZ		Total Votes
County					
Kern County					
0011190					
Poll Place	114	78.62%	31	21.38%	145
Vote by Mail	621	65.71%	324	34.29%	945
Mail Ballot	0		0		0
Total	735	67.43%	355	32.57%	1,090
0011725					
Poll Place	112	83.58%	22	16.42%	134
Vote by Mail	470	65.37%	249	34.63%	719
Mail Ballot	0		0		0
Total	582	68.23%	271	31.77%	853
0012171					
Poll Place	79	80.61%	19	19.39%	98
Vote by Mail	357	72.56%	135	27.44%	492
Mail Ballot	0		0		0
Total	436	73.90%	154	26.10%	590
0012173					
Poll Place	90	86.54%	14	13.46%	104
Vote by Mail	258	71.07%	105	28.93%	363
Mail Ballot	0		0		0
Total	348	74.52%	119	25.48%	467
0012505					
Poll Place	113	81.88%	25	18.12%	138
Vote by Mail	470	73.09%	173	26.91%	643
Mail Ballot	0		0		0
Total	583	74.65%	198	25.35%	781

Precinct	Registered Voters
0012996	
Poll Place	838
Vote by Mail	838
Mail Ballot	838
Total	838
0020232	
Poll Place	735
Vote by Mail	735
Mail Ballot	735
Total	735
0020245	
Poll Place	1,507
Vote by Mail	1,507
Mail Ballot	1,507
Total	1,507
0020246	
Poll Place	1,070
Vote by Mail	1,070
Mail Ballot	1,070
Total	1,070
0020248	
Poll Place	631
Vote by Mail	631
Mail Ballot	631
Total	631
0020257	
Poll Place	724
Vote by Mail	724
Mail Ballot	724
Total	724

Precinct	JACK LAYERS		YOVANI JIMENEZ		Total Votes
0012996					
Poll Place	77	79.38%	20	20.62%	97
Vote by Mail	298	57.75%	218	42.25%	516
Mail Ballot	0		0		0
Total	375	61.17%	238	38.83%	613
0020232					
Poll Place	23	39.66%	35	60.34%	58
Vote by Mail	123	34.84%	230	65.16%	353
Mail Ballot	0		0		0
Total	146	35.52%	265	64.48%	411
0020245					
Poll Place	45	45.92%	53	54.08%	98
Vote by Mail	272	37.21%	459	62.79%	731
Mail Ballot	0		0		0
Total	317	38.24%	512	61.76%	829
0020246					
Poll Place	30	45.45%	36	54.55%	66
Vote by Mail	196	40.41%	289	59.59%	485
Mail Ballot	0		0		0
Total	226	41.02%	325	58.98%	551
0020248					
Poll Place	21	40.38%	31	59.62%	52
Vote by Mail	93	31.21%	205	68.79%	298
Mail Ballot	0		0		0
Total	114	32.57%	236	67.43%	350
0020257					
Poll Place	34	47.22%	38	52.78%	72
Vote by Mail	146	40.22%	217	59.78%	363
Mail Ballot	0		0		0
Total	180	41.38%	255	58.62%	435

Precinct	Registered Voters
0020271	
Poll Place	1,447
Vote by Mail	1,447
Mail Ballot	1,447
Total	1,447
0020288	
Poll Place	924
Vote by Mail	924
Mail Ballot	924
Total	924
0032750	
Poll Place	1,553
Vote by Mail	1,553
Mail Ballot	1,553
Total	1,553
0032751	
Poll Place	830
Vote by Mail	830
Mail Ballot	830
Total	830
0033222	
Poll Place	1,064
Vote by Mail	1,064
Mail Ballot	1,064
Total	1,064
0035677	
Poll Place	822
Vote by Mail	822
Mail Ballot	822
Total	822

Precinct	JACK LAYERS		YOVANI JIMENEZ		Total Votes
0020271					
Poll Place	47	40.52%	69	59.48%	116
Vote by Mail	303	39.10%	472	60.90%	775
Mail Ballot	0		0		0
Total	350	39.28%	541	60.72%	891
0020288					
Poll Place	43	66.15%	22	33.85%	65
Vote by Mail	167	40.53%	245	59.47%	412
Mail Ballot	0		0		0
Total	210	44.03%	267	55.97%	477
0032750					
Poll Place	72	48.32%	77	51.68%	149
Vote by Mail	273	36.89%	467	63.11%	740
Mail Ballot	0		0		0
Total	345	38.81%	544	61.19%	889
0032751					
Poll Place	47	55.29%	38	44.71%	85
Vote by Mail	157	42.90%	209	57.10%	366
Mail Ballot	0		0		0
Total	204	45.23%	247	54.77%	451
0033222					
Poll Place	16	27.12%	43	72.88%	59
Vote by Mail	137	32.39%	286	67.61%	423
Mail Ballot	0		0		0
Total	153	31.74%	329	68.26%	482
0035677					
Poll Place	30	46.15%	35	53.85%	65
Vote by Mail	143	34.54%	271	65.46%	414
Mail Ballot	0		0		0
Total	173	36.12%	306	63.88%	479

Precinct	Registered Voters
0041820	
Poll Place	1,420
Vote by Mail	1,420
Mail Ballot	1,420
Total	1,420
0042218	
Poll Place	847
Vote by Mail	847
Mail Ballot	847
Total	847
0042842	
Poll Place	1,330
Vote by Mail	1,330
Mail Ballot	1,330
Total	1,330
0042845	
Poll Place	1,159
Vote by Mail	1,159
Mail Ballot	1,159
Total	1,159
0050020	
Poll Place	1,131
Vote by Mail	1,131
Mail Ballot	1,131
Total	1,131
0050180	
Poll Place	1,094
Vote by Mail	1,094
Mail Ballot	1,094
Total	1,094

Precinct	JACK LAYERS		YOVANI JIMENEZ		Total Votes
0041820					
Poll Place	160	79.60%	41	20.40%	201
Vote by Mail	449	58.92%	313	41.08%	762
Mail Ballot	0		0		0
Total	609	63.24%	354	36.76%	963
0042218					
Poll Place	112	82.35%	24	17.65%	136
Vote by Mail	248	66.31%	126	33.69%	374
Mail Ballot	0		0		0
Total	360	70.59%	150	29.41%	510
0042842					
Poll Place	104	71.72%	41	28.28%	145
Vote by Mail	420	53.85%	360	46.15%	780
Mail Ballot	0		0		0
Total	524	56.65%	401	43.35%	925
0042845					
Poll Place	176	86.27%	28	13.73%	204
Vote by Mail	375	63.99%	211	36.01%	586
Mail Ballot	0		0		0
Total	551	69.75%	239	30.25%	790
0050020					
Poll Place	40	36.70%	69	63.30%	109
Vote by Mail	172	40.00%	258	60.00%	430
Mail Ballot	0		0		0
Total	212	39.33%	327	60.67%	539
0050180					
Poll Place	22	27.16%	59	72.84%	81
Vote by Mail	154	27.16%	413	72.84%	567
Mail Ballot	0		0		0
Total	176	27.16%	472	72.84%	648

Precinct	Registered Voters
0050190	
Poll Place	1,444
Vote by Mail	1,444
Mail Ballot	1,444
Total	1,444
0050200	
Poll Place	1,155
Vote by Mail	1,155
Mail Ballot	1,155
Total	1,155
0050211	
Poll Place	1,674
Vote by Mail	1,674
Mail Ballot	1,674
Total	1,674
0050514	
Poll Place	1,259
Vote by Mail	1,259
Mail Ballot	1,259
Total	1,259
0050518	
Poll Place	384
Vote by Mail	384
Mail Ballot	384
Total	384
0050536	
Poll Place	489
Vote by Mail	489
Mail Ballot	489
Total	489

Precinct	JACK LAYERS		YOVANI JIMENEZ		Total Votes
0050190					
Poll Place	47	37.90%	77	62.10%	124
Vote by Mail	160	24.35%	497	75.65%	657
Mail Ballot	0		0		0
Total	207	26.50%	574	73.50%	781
0050200					
Poll Place	24	26.09%	68	73.91%	92
Vote by Mail	133	25.58%	387	74.42%	520
Mail Ballot	0		0		0
Total	157	25.65%	455	74.35%	612
0050211					
Poll Place	41	27.52%	108	72.48%	149
Vote by Mail	181	20.59%	698	79.41%	879
Mail Ballot	0		0		0
Total	222	21.60%	806	78.40%	1,028
0050514					
Poll Place	29	38.67%	46	61.33%	75
Vote by Mail	165	30.00%	385	70.00%	550
Mail Ballot	0		0		0
Total	194	31.04%	431	68.96%	625
0050518					
Poll Place	6	30.00%	14	70.00%	20
Vote by Mail	87	41.04%	125	58.96%	212
Mail Ballot	0		0		0
Total	93	40.09%	139	59.91%	232
0050536					
Poll Place	8	28.57%	20	71.43%	28
Vote by Mail	75	27.68%	196	72.32%	271
Mail Ballot	0		0		0
Total	83	27.76%	216	72.24%	299

Precinct	Registered Voters
0050538	
Poll Place	702
Vote by Mail	702
Mail Ballot	702
Total	702
0050545	
Poll Place	1,364
Vote by Mail	1,364
Mail Ballot	1,364
Total	1,364
0050552	
Poll Place	911
Vote by Mail	911
Mail Ballot	911
Total	911
0050576	
Poll Place	1,621
Vote by Mail	1,621
Mail Ballot	1,621
Total	1,621
0050731	
Poll Place	1,136
Vote by Mail	1,136
Mail Ballot	1,136
Total	1,136
0050741	
Poll Place	1,124
Vote by Mail	1,124
Mail Ballot	1,124
Total	1,124

Precinct	JACK LAYERS		YOVANI JIMENEZ		Total Votes
0050538					
Poll Place	20	30.77%	45	69.23%	65
Vote by Mail	100	28.90%	246	71.10%	346
Mail Ballot	0		0		0
Total	120	29.20%	291	70.80%	411
0050545					
Poll Place	29	35.37%	53	64.63%	82
Vote by Mail	205	28.24%	521	71.76%	726
Mail Ballot	0		0		0
Total	234	28.96%	574	71.04%	808
0050552					
Poll Place	27	40.91%	39	59.09%	66
Vote by Mail	112	25.81%	322	74.19%	434
Mail Ballot	0		0		0
Total	139	27.80%	361	72.20%	500
0050576					
Poll Place	29	46.77%	33	53.23%	62
Vote by Mail	291	33.68%	573	66.32%	864
Mail Ballot	0		0		0
Total	320	34.56%	606	65.44%	926
0050731					
Poll Place	18	36.00%	32	64.00%	50
Vote by Mail	172	33.46%	342	66.54%	514
Mail Ballot	0		0		0
Total	190	33.69%	374	66.31%	564
0050741					
Poll Place	33	57.89%	24	42.11%	57
Vote by Mail	221	39.53%	338	60.47%	559
Mail Ballot	0		0		0
Total	254	41.23%	362	58.77%	616

Precinct	Registered Voters
0050742	
Poll Place	1,083
Vote by Mail	1,083
Mail Ballot	1,083
Total	1,083
0051227	
Poll Place	662
Vote by Mail	662
Mail Ballot	662
Total	662
0051228	
Poll Place	687
Vote by Mail	687
Mail Ballot	687
Total	687
0051727	
Poll Place	592
Vote by Mail	592
Mail Ballot	592
Total	592
0051728	
Poll Place	559
Vote by Mail	559
Mail Ballot	559
Total	559
0052034	
Poll Place	797
Vote by Mail	797
Mail Ballot	797
Total	797

Precinct	JACK LAYERS		YOVANI JIMENEZ		Total Votes
0050742					
Poll Place	35	42.17%	48	57.83%	83
Vote by Mail	139	28.72%	345	71.28%	484
Mail Ballot	0		0		0
Total	174	30.69%	393	69.31%	567
0051227					
Poll Place	48	64.86%	26	35.14%	74
Vote by Mail	236	60.20%	156	39.80%	392
Mail Ballot	0		0		0
Total	284	60.94%	182	39.06%	466
0051228					
Poll Place	39	54.93%	32	45.07%	71
Vote by Mail	159	48.04%	172	51.96%	331
Mail Ballot	0		0		0
Total	198	49.25%	204	50.75%	402
0051727					
Poll Place	41	57.75%	30	42.25%	71
Vote by Mail	167	51.70%	156	48.30%	323
Mail Ballot	0		0		0
Total	208	52.79%	186	47.21%	394
0051728					
Poll Place	36	56.25%	28	43.75%	64
Vote by Mail	145	50.70%	141	49.30%	286
Mail Ballot	0		0		0
Total	181	51.71%	169	48.29%	350
0052034					
Poll Place	19	29.23%	46	70.77%	65
Vote by Mail	83	25.08%	248	74.92%	331
Mail Ballot	0		0		0
Total	102	25.76%	294	74.24%	396

Precinct	Registered Voters
0052180	
Poll Place	753
Vote by Mail	753
Mail Ballot	753
Total	753
0052182	
Poll Place	641
Vote by Mail	641
Mail Ballot	641
Total	641
0052183	
Poll Place	929
Vote by Mail	929
Mail Ballot	929
Total	929
0052184	
Poll Place	890
Vote by Mail	890
Mail Ballot	890
Total	890
0052185	
Poll Place	410
Vote by Mail	410
Mail Ballot	410
Total	410
7011135	
Poll Place	65
Vote by Mail	65
Mail Ballot	65
Total	65

Precinct	JACK LAYERS		YOVANI JIMENEZ		Total Votes
0052180					
Poll Place	22	31.43%	48	68.57%	70
Vote by Mail	90	26.01%	256	73.99%	346
Mail Ballot	0		0		0
Total	112	26.92%	304	73.08%	416
0052182					
Poll Place	10	35.71%	18	64.29%	28
Vote by Mail	80	25.40%	235	74.60%	315
Mail Ballot	0		0		0
Total	90	26.24%	253	73.76%	343
0052183					
Poll Place	20	27.03%	54	72.97%	74
Vote by Mail	110	27.85%	285	72.15%	395
Mail Ballot	0		0		0
Total	130	27.72%	339	72.28%	469
0052184					
Poll Place	21	33.87%	41	66.13%	62
Vote by Mail	110	25.29%	325	74.71%	435
Mail Ballot	0		0		0
Total	131	26.36%	366	73.64%	497
0052185					
Poll Place	21	38.18%	34	61.82%	55
Vote by Mail	47	28.83%	116	71.17%	163
Mail Ballot	0		0		0
Total	68	31.19%	150	68.81%	218
7011135					
Poll Place	0		0		0
Vote by Mail	0		0		0
Mail Ballot	23	57.50%	17	42.50%	40
Total	23	57.50%	17	42.50%	40

Precinct	Registered Voters
7011538	
Poll Place	176
Vote by Mail	176
Mail Ballot	176
Total	176
7011719	
Poll Place	250
Vote by Mail	250
Mail Ballot	250
Total	250
7011820	
Poll Place	90
Vote by Mail	90
Mail Ballot	90
Total	90
7011900	
Poll Place	133
Vote by Mail	133
Mail Ballot	133
Total	133
7011922	
Poll Place	208
Vote by Mail	208
Mail Ballot	208
Total	208
7012160	
Poll Place	261
Vote by Mail	261
Mail Ballot	261
Total	261

Precinct	JACK LAYERS		YOVANI JIMENEZ		Total Votes
7011538					
Poll Place	0		0		0
Vote by Mail	0		0		0
Mail Ballot	119	82.07%	26	17.93%	145
Total	119	82.07%	26	17.93%	145
7011719					
Poll Place	0		0		0
Vote by Mail	0		0		0
Mail Ballot	113	69.75%	49	30.25%	162
Total	113	69.75%	49	30.25%	162
7011820					
Poll Place	0		0		0
Vote by Mail	0		0		0
Mail Ballot	46	66.67%	23	33.33%	69
Total	46	66.67%	23	33.33%	69
7011900					
Poll Place	0		0		0
Vote by Mail	0		0		0
Mail Ballot	99	90.00%	11	10.00%	110
Total	99	90.00%	11	10.00%	110
7011922					
Poll Place	0		0		0
Vote by Mail	0		0		0
Mail Ballot	108	74.48%	37	25.52%	145
Total	108	74.48%	37	25.52%	145
7012160					
Poll Place	0		0		0
Vote by Mail	0		0		0
Mail Ballot	132	71.35%	53	28.65%	185
Total	132	71.35%	53	28.65%	185

Precinct	Registered Voters
7012757	
Poll Place	114
Vote by Mail	114
Mail Ballot	114
Total	114
7013507	
Poll Place	0
Vote by Mail	0
Mail Ballot	0
Total	0
7020110	
Poll Place	248
Vote by Mail	248
Mail Ballot	248
Total	248
7020250	
Poll Place	287
Vote by Mail	287
Mail Ballot	287
Total	287
7021136	
Poll Place	0
Vote by Mail	0
Mail Ballot	0
Total	0
7021138	
Poll Place	38
Vote by Mail	38
Mail Ballot	38
Total	38

Precinct	JACK LAYERS		YOVANI JIMENEZ		Total Votes
7012757					
Poll Place	0		0		0
Vote by Mail	0		0		0
Mail Ballot	61	80.26%	15	19.74%	76
Total	61	80.26%	15	19.74%	76
7013507					
Poll Place	0		0		0
Vote by Mail	0		0		0
Mail Ballot	0		0		0
Total	0		0		0
7020110					
Poll Place	0		0		0
Vote by Mail	0		0		0
Mail Ballot	155	84.70%	28	15.30%	183
Total	155	84.70%	28	15.30%	183
7020250					
Poll Place	0		0		0
Vote by Mail	0		0		0
Mail Ballot	108	60.67%	70	39.33%	178
Total	108	60.67%	70	39.33%	178
7021136					
Poll Place	0		0		0
Vote by Mail	0		0		0
Mail Ballot	0		0		0
Total	0		0		0
7021138					
Poll Place	0		0		0
Vote by Mail	0		0		0
Mail Ballot	4	28.57%	10	71.43%	14
Total	4	28.57%	10	71.43%	14

Precinct	Registered Voters
7021139	
Poll Place	111
Vote by Mail	111
Mail Ballot	111
Total	111
7021222	
Poll Place	16
Vote by Mail	16
Mail Ballot	16
Total	16
7021231	
Poll Place	16
Vote by Mail	16
Mail Ballot	16
Total	16
7021235	
Poll Place	147
Vote by Mail	147
Mail Ballot	147
Total	147
7021381	
Poll Place	0
Vote by Mail	0
Mail Ballot	0
Total	0
7021387	
Poll Place	127
Vote by Mail	127
Mail Ballot	127
Total	127

Precinct	JACK LAVERS		YOVANI JIMENEZ		Total Votes
7021139					
Poll Place	0		0		0
Vote by Mail	0		0		0
Mail Ballot	77	86.52%	12	13.48%	89
Total	77	86.52%	12	13.48%	89
7021222					
Poll Place	0		0		0
Vote by Mail	0		0		0
Mail Ballot	5	50.00%	5	50.00%	10
Total	5	50.00%	5	50.00%	10
7021231					
Poll Place	0		0		0
Vote by Mail	0		0		0
Mail Ballot	11	78.57%	3	21.43%	14
Total	11	78.57%	3	21.43%	14
7021235					
Poll Place	0		0		0
Vote by Mail	0		0		0
Mail Ballot	67	67.68%	32	32.32%	99
Total	67	67.68%	32	32.32%	99
7021381					
Poll Place	0		0		0
Vote by Mail	0		0		0
Mail Ballot	0		0		0
Total	0		0		0
7021387					
Poll Place	0		0		0
Vote by Mail	0		0		0
Mail Ballot	65	75.58%	21	24.42%	86
Total	65	75.58%	21	24.42%	86

Precinct	Registered Voters
7021501	
Poll Place	19
Vote by Mail	19
Mail Ballot	19
Total	19
7021527	
Poll Place	159
Vote by Mail	159
Mail Ballot	159
Total	159
7021717	
Poll Place	8
Vote by Mail	8
Mail Ballot	8
Total	8
7021879	
Poll Place	0
Vote by Mail	0
Mail Ballot	0
Total	0
7021905	
Poll Place	2
Vote by Mail	2
Mail Ballot	2
Total	2
7022019	
Poll Place	273
Vote by Mail	273
Mail Ballot	273
Total	273

Precinct	JACK LAVERS		YOVANI JIMENEZ		Total Votes
7021501					
Poll Place	0		0		0
Vote by Mail	0		0		0
Mail Ballot	4	28.57%	10	71.43%	14
Total	4	28.57%	10	71.43%	14
7021527					
Poll Place	0		0		0
Vote by Mail	0		0		0
Mail Ballot	70	81.40%	16	18.60%	86
Total	70	81.40%	16	18.60%	86
7021717					
Poll Place	0		0		0
Vote by Mail	0		0		0
Mail Ballot	5	83.33%	1	16.67%	6
Total	5	83.33%	1	16.67%	6
7021879					
Poll Place	0		0		0
Vote by Mail	0		0		0
Mail Ballot	0		0		0
Total	0		0		0
7021905					
Poll Place	0		0		0
Vote by Mail	0		0		0
Mail Ballot	0	0.00%	1	100.00%	1
Total	0	0.00%	1	100.00%	1
7022019					
Poll Place	0		0		0
Vote by Mail	0		0		0
Mail Ballot	48	32.43%	100	67.57%	148
Total	48	32.43%	100	67.57%	148

Precinct	Registered Voters
7022028	
Poll Place	160
Vote by Mail	160
Mail Ballot	160
Total	160
7022029	
Poll Place	193
Vote by Mail	193
Mail Ballot	193
Total	193
7022217	
Poll Place	0
Vote by Mail	0
Mail Ballot	0
Total	0
7022227	
Poll Place	0
Vote by Mail	0
Mail Ballot	0
Total	0
7022234	
Poll Place	22
Vote by Mail	22
Mail Ballot	22
Total	22
7022283	
Poll Place	172
Vote by Mail	172
Mail Ballot	172
Total	172

Precinct	JACK LAVERS		YOVANI JIMENEZ		Total Votes
7022028					
Poll Place	0		0		0
Vote by Mail	0		0		0
Mail Ballot	41	45.05%	50	54.95%	91
Total	41	45.05%	50	54.95%	91
7022029					
Poll Place	0		0		0
Vote by Mail	0		0		0
Mail Ballot	57	50.00%	57	50.00%	114
Total	57	50.00%	57	50.00%	114
7022217					
Poll Place	0		0		0
Vote by Mail	0		0		0
Mail Ballot	0		0		0
Total	0		0		0
7022227					
Poll Place	0		0		0
Vote by Mail	0		0		0
Mail Ballot	0		0		0
Total	0		0		0
7022234					
Poll Place	0		0		0
Vote by Mail	0		0		0
Mail Ballot	15	93.75%	1	6.25%	16
Total	15	93.75%	1	6.25%	16
7022283					
Poll Place	0		0		0
Vote by Mail	0		0		0
Mail Ballot	60	64.52%	33	35.48%	93
Total	60	64.52%	33	35.48%	93

Precinct	Registered Voters
7022421	
Poll Place	43
Vote by Mail	43
Mail Ballot	43
Total	43
7022600	
Poll Place	15
Vote by Mail	15
Mail Ballot	15
Total	15
7022803	
Poll Place	42
Vote by Mail	42
Mail Ballot	42
Total	42
7022805	
Poll Place	158
Vote by Mail	158
Mail Ballot	158
Total	158
7023016	
Poll Place	0
Vote by Mail	0
Mail Ballot	0
Total	0
7023018	
Poll Place	0
Vote by Mail	0
Mail Ballot	0
Total	0

Precinct	JACK LAYERS		YOVANI JIMENEZ		Total Votes
7022421					
Poll Place	0		0		0
Vote by Mail	0		0		0
Mail Ballot	9	42.86%	12	57.14%	21
Total	9	42.86%	12	57.14%	21
7022600					
Poll Place	0		0		0
Vote by Mail	0		0		0
Mail Ballot	8	72.73%	3	27.27%	11
Total	8	72.73%	3	27.27%	11
7022803					
Poll Place	0		0		0
Vote by Mail	0		0		0
Mail Ballot	1	9.09%	10	90.91%	11
Total	1	9.09%	10	90.91%	11
7022805					
Poll Place	0		0		0
Vote by Mail	0		0		0
Mail Ballot	69	65.71%	36	34.29%	105
Total	69	65.71%	36	34.29%	105
7023016					
Poll Place	0		0		0
Vote by Mail	0		0		0
Mail Ballot	0		0		0
Total	0		0		0
7023018					
Poll Place	0		0		0
Vote by Mail	0		0		0
Mail Ballot	0		0		0
Total	0		0		0

Precinct	Registered Voters
7023019	
Poll Place	0
Vote by Mail	0
Mail Ballot	0
Total	0
7023395	
Poll Place	0
Vote by Mail	0
Mail Ballot	0
Total	0
7023500	
Poll Place	206
Vote by Mail	206
Mail Ballot	206
Total	206
7023505	
Poll Place	2
Vote by Mail	2
Mail Ballot	2
Total	2
7023590	
Poll Place	0
Vote by Mail	0
Mail Ballot	0
Total	0
7023766	
Poll Place	1
Vote by Mail	1
Mail Ballot	1
Total	1

Precinct	JACK LAVERS		YOVANI JIMENEZ		Total Votes
7023019					
Poll Place	0		0		0
Vote by Mail	0		0		0
Mail Ballot	0		0		0
Total	0		0		0
7023395					
Poll Place	0		0		0
Vote by Mail	0		0		0
Mail Ballot	0		0		0
Total	0		0		0
7023500					
Poll Place	0		0		0
Vote by Mail	0		0		0
Mail Ballot	133	87.50%	19	12.50%	152
Total	133	87.50%	19	12.50%	152
7023505					
Poll Place	0		0		0
Vote by Mail	0		0		0
Mail Ballot	0		0		0
Total	0		0		0
7023590					
Poll Place	0		0		0
Vote by Mail	0		0		0
Mail Ballot	0		0		0
Total	0		0		0
7023766					
Poll Place	0		0		0
Vote by Mail	0		0		0
Mail Ballot	1	100.00%	0	0.00%	1
Total	1	100.00%	0	0.00%	1

Precinct	Registered Voters
7025274	
Poll Place	0
Vote by Mail	0
Mail Ballot	0
Total	0
7025275	
Poll Place	0
Vote by Mail	0
Mail Ballot	0
Total	0
7025276	
Poll Place	0
Vote by Mail	0
Mail Ballot	0
Total	0
7025277	
Poll Place	0
Vote by Mail	0
Mail Ballot	0
Total	0
7025278	
Poll Place	0
Vote by Mail	0
Mail Ballot	0
Total	0
7031211	
Poll Place	46
Vote by Mail	46
Mail Ballot	46
Total	46

Precinct	JACK LAVERS		YOVANI JIMENEZ		Total Votes
7025274					
Poll Place	0		0		0
Vote by Mail	0		0		0
Mail Ballot	0		0		0
Total	0		0		0
7025275					
Poll Place	0		0		0
Vote by Mail	0		0		0
Mail Ballot	0		0		0
Total	0		0		0
7025276					
Poll Place	0		0		0
Vote by Mail	0		0		0
Mail Ballot	0		0		0
Total	0		0		0
7025277					
Poll Place	0		0		0
Vote by Mail	0		0		0
Mail Ballot	0		0		0
Total	0		0		0
7025278					
Poll Place	0		0		0
Vote by Mail	0		0		0
Mail Ballot	0		0		0
Total	0		0		0
7031211					
Poll Place	0		0		0
Vote by Mail	0		0		0
Mail Ballot	13	43.33%	17	56.67%	30
Total	13	43.33%	17	56.67%	30

Precinct	Registered Voters
7031212	
Poll Place	253
Vote by Mail	253
Mail Ballot	253
Total	253
7031217	
Poll Place	89
Vote by Mail	89
Mail Ballot	89
Total	89
7033223	
Poll Place	198
Vote by Mail	198
Mail Ballot	198
Total	198
7033226	
Poll Place	225
Vote by Mail	225
Mail Ballot	225
Total	225
7041496	
Poll Place	12
Vote by Mail	12
Mail Ballot	12
Total	12
7042427	
Poll Place	44
Vote by Mail	44
Mail Ballot	44
Total	44

Precinct	JACK LAVERS		YOVANI JIMENEZ		Total Votes
7031212					
Poll Place	0		0		0
Vote by Mail	0		0		0
Mail Ballot	36	28.13%	92	71.88%	128
Total	36	28.13%	92	71.88%	128
7031217					
Poll Place	0		0		0
Vote by Mail	0		0		0
Mail Ballot	46	77.97%	13	22.03%	59
Total	46	77.97%	13	22.03%	59
7033223					
Poll Place	0		0		0
Vote by Mail	0		0		0
Mail Ballot	41	38.68%	65	61.32%	106
Total	41	38.68%	65	61.32%	106
7033226					
Poll Place	0		0		0
Vote by Mail	0		0		0
Mail Ballot	74	56.06%	58	43.94%	132
Total	74	56.06%	58	43.94%	132
7041496					
Poll Place	0		0		0
Vote by Mail	0		0		0
Mail Ballot	8	88.89%	1	11.11%	9
Total	8	88.89%	1	11.11%	9
7042427					
Poll Place	0		0		0
Vote by Mail	0		0		0
Mail Ballot	17	60.71%	11	39.29%	28
Total	17	60.71%	11	39.29%	28

Precinct	Registered Voters
7042441	
Poll Place	0
Vote by Mail	0
Mail Ballot	0
Total	0
7050025	
Poll Place	64
Vote by Mail	64
Mail Ballot	64
Total	64
7050030	
Poll Place	191
Vote by Mail	191
Mail Ballot	191
Total	191
7050032	
Poll Place	8
Vote by Mail	8
Mail Ballot	8
Total	8
7050212	
Poll Place	0
Vote by Mail	0
Mail Ballot	0
Total	0
7050529	
Poll Place	2
Vote by Mail	2
Mail Ballot	2
Total	2

Precinct	JACK LAVERS		YOVANI JIMENEZ		Total Votes
7042441					
Poll Place	0		0		0
Vote by Mail	0		0		0
Mail Ballot	0		0		0
Total	0		0		0
7050025					
Poll Place	0		0		0
Vote by Mail	0		0		0
Mail Ballot	28	77.78%	8	22.22%	36
Total	28	77.78%	8	22.22%	36
7050030					
Poll Place	0		0		0
Vote by Mail	0		0		0
Mail Ballot	26	28.89%	64	71.11%	90
Total	26	28.89%	64	71.11%	90
7050032					
Poll Place	0		0		0
Vote by Mail	0		0		0
Mail Ballot	0	0.00%	1	100.00%	1
Total	0	0.00%	1	100.00%	1
7050212					
Poll Place	0		0		0
Vote by Mail	0		0		0
Mail Ballot	0		0		0
Total	0		0		0
7050529					
Poll Place	0		0		0
Vote by Mail	0		0		0
Mail Ballot	0		0		0
Total	0		0		0

Precinct	Registered Voters
7050542	
Poll Place	420
Vote by Mail	420
Mail Ballot	420
Total	420
7050546	
Poll Place	0
Vote by Mail	0
Mail Ballot	0
Total	0
7050551	
Poll Place	403
Vote by Mail	403
Mail Ballot	403
Total	403
7050561	
Poll Place	227
Vote by Mail	227
Mail Ballot	227
Total	227
7050563	
Poll Place	0
Vote by Mail	0
Mail Ballot	0
Total	0
7050564	
Poll Place	0
Vote by Mail	0
Mail Ballot	0
Total	0

Precinct	JACK LAVERS		YOVANI JIMENEZ		Total Votes
7050542					
Poll Place	0		0		0
Vote by Mail	0		0		0
Mail Ballot	59	27.83%	153	72.17%	212
Total	59	27.83%	153	72.17%	212
7050546					
Poll Place	0		0		0
Vote by Mail	0		0		0
Mail Ballot	0		0		0
Total	0		0		0
7050551					
Poll Place	0		0		0
Vote by Mail	0		0		0
Mail Ballot	71	32.27%	149	67.73%	220
Total	71	32.27%	149	67.73%	220
7050561					
Poll Place	0		0		0
Vote by Mail	0		0		0
Mail Ballot	37	30.08%	86	69.92%	123
Total	37	30.08%	86	69.92%	123
7050563					
Poll Place	0		0		0
Vote by Mail	0		0		0
Mail Ballot	0		0		0
Total	0		0		0
7050564					
Poll Place	0		0		0
Vote by Mail	0		0		0
Mail Ballot	0		0		0
Total	0		0		0

Precinct	Registered Voters
7050702	
Poll Place	236
Vote by Mail	236
Mail Ballot	236
Total	236
7050707	
Poll Place	249
Vote by Mail	249
Mail Ballot	249
Total	249
7050712	
Poll Place	0
Vote by Mail	0
Mail Ballot	0
Total	0
7050713	
Poll Place	355
Vote by Mail	355
Mail Ballot	355
Total	355
7050726	
Poll Place	298
Vote by Mail	298
Mail Ballot	298
Total	298
7050764	
Poll Place	0
Vote by Mail	0
Mail Ballot	0
Total	0

Precinct	JACK LAVERS		YOVANI JIMENEZ		Total Votes
7050702					
Poll Place	0		0		0
Vote by Mail	0		0		0
Mail Ballot	40	28.99%	98	71.01%	138
Total	40	28.99%	98	71.01%	138
7050707					
Poll Place	0		0		0
Vote by Mail	0		0		0
Mail Ballot	50	35.71%	90	64.29%	140
Total	50	35.71%	90	64.29%	140
7050712					
Poll Place	0		0		0
Vote by Mail	0		0		0
Mail Ballot	0		0		0
Total	0		0		0
7050713					
Poll Place	0		0		0
Vote by Mail	0		0		0
Mail Ballot	70	34.83%	131	65.17%	201
Total	70	34.83%	131	65.17%	201
7050726					
Poll Place	0		0		0
Vote by Mail	0		0		0
Mail Ballot	100	53.19%	88	46.81%	188
Total	100	53.19%	88	46.81%	188
7050764					
Poll Place	0		0		0
Vote by Mail	0		0		0
Mail Ballot	0		0		0
Total	0		0		0

Precinct	Registered Voters
7050769	
Poll Place	0
Vote by Mail	0
Mail Ballot	0
Total	0
7051233	
Poll Place	284
Vote by Mail	284
Mail Ballot	284
Total	284
7051293	
Poll Place	177
Vote by Mail	177
Mail Ballot	177
Total	177
7051294	
Poll Place	63
Vote by Mail	63
Mail Ballot	63
Total	63
7051295	
Poll Place	15
Vote by Mail	15
Mail Ballot	15
Total	15
7051297	
Poll Place	209
Vote by Mail	209
Mail Ballot	209
Total	209

Precinct	JACK LAVERS		YOVANI JIMENEZ		Total Votes
7050769					
Poll Place	0		0		0
Vote by Mail	0		0		0
Mail Ballot	0		0		0
Total	0		0		0
7051233					
Poll Place	0		0		0
Vote by Mail	0		0		0
Mail Ballot	78	47.85%	85	52.15%	163
Total	78	47.85%	85	52.15%	163
7051293					
Poll Place	0		0		0
Vote by Mail	0		0		0
Mail Ballot	51	47.66%	56	52.34%	107
Total	51	47.66%	56	52.34%	107
7051294					
Poll Place	0		0		0
Vote by Mail	0		0		0
Mail Ballot	4	28.57%	10	71.43%	14
Total	4	28.57%	10	71.43%	14
7051295					
Poll Place	0		0		0
Vote by Mail	0		0		0
Mail Ballot	2	50.00%	2	50.00%	4
Total	2	50.00%	2	50.00%	4
7051297					
Poll Place	0		0		0
Vote by Mail	0		0		0
Mail Ballot	76	53.52%	66	46.48%	142
Total	76	53.52%	66	46.48%	142

Precinct	Registered Voters
7051298	
Poll Place	289
Vote by Mail	289
Mail Ballot	289
Total	289
7051490	
Poll Place	7
Vote by Mail	7
Mail Ballot	7
Total	7
7051494	
Poll Place	5
Vote by Mail	5
Mail Ballot	5
Total	5
7051679	
Poll Place	71
Vote by Mail	71
Mail Ballot	71
Total	71
7051704	
Poll Place	70
Vote by Mail	70
Mail Ballot	70
Total	70
7051739	
Poll Place	178
Vote by Mail	178
Mail Ballot	178
Total	178

Precinct	JACK LAVERS		YOVANI JIMENEZ		Total Votes
7051298					
Poll Place	0		0		0
Vote by Mail	0		0		0
Mail Ballot	69	46.62%	79	53.38%	148
Total	69	46.62%	79	53.38%	148
7051490					
Poll Place	0		0		0
Vote by Mail	0		0		0
Mail Ballot	2	66.67%	1	33.33%	3
Total	2	66.67%	1	33.33%	3
7051494					
Poll Place	0		0		0
Vote by Mail	0		0		0
Mail Ballot	2	66.67%	1	33.33%	3
Total	2	66.67%	1	33.33%	3
7051679					
Poll Place	0		0		0
Vote by Mail	0		0		0
Mail Ballot	5	25.00%	15	75.00%	20
Total	5	25.00%	15	75.00%	20
7051704					
Poll Place	0		0		0
Vote by Mail	0		0		0
Mail Ballot	17	47.22%	19	52.78%	36
Total	17	47.22%	19	52.78%	36
7051739					
Poll Place	0		0		0
Vote by Mail	0		0		0
Mail Ballot	63	59.43%	43	40.57%	106
Total	63	59.43%	43	40.57%	106

Precinct	Registered Voters
7051779	
Poll Place	0
Vote by Mail	0
Mail Ballot	0
Total	0
7051972	
Poll Place	7
Vote by Mail	7
Mail Ballot	7
Total	7
7052140	
Poll Place	203
Vote by Mail	203
Mail Ballot	203
Total	203
7052143	
Poll Place	139
Vote by Mail	139
Mail Ballot	139
Total	139
7053012	
Poll Place	114
Vote by Mail	114
Mail Ballot	114
Total	114
7053449	
Poll Place	11
Vote by Mail	11
Mail Ballot	11
Total	11

Precinct	JACK LAVERS		YOVANI JIMENEZ		Total Votes
7051779					
Poll Place	0		0		0
Vote by Mail	0		0		0
Mail Ballot	0		0		0
Total	0		0		0
7051972					
Poll Place	0		0		0
Vote by Mail	0		0		0
Mail Ballot	4	100.00%	0	0.00%	4
Total	4	100.00%	0	0.00%	4
7052140					
Poll Place	0		0		0
Vote by Mail	0		0		0
Mail Ballot	75	61.48%	47	38.52%	122
Total	75	61.48%	47	38.52%	122
7052143					
Poll Place	0		0		0
Vote by Mail	0		0		0
Mail Ballot	45	60.81%	29	39.19%	74
Total	45	60.81%	29	39.19%	74
7053012					
Poll Place	0		0		0
Vote by Mail	0		0		0
Mail Ballot	27	43.55%	35	56.45%	62
Total	27	43.55%	35	56.45%	62
7053449					
Poll Place	0		0		0
Vote by Mail	0		0		0
Mail Ballot	6	75.00%	2	25.00%	8
Total	6	75.00%	2	25.00%	8

Precinct	Registered Voters
7053495	
Poll Place	0
Vote by Mail	0
Mail Ballot	0
Total	0
7053752	
Poll Place	10
Vote by Mail	10
Mail Ballot	10
Total	10
7053765	
Poll Place	2
Vote by Mail	2
Mail Ballot	2
Total	2
Kern County - Total	54,865
Cumulative	
Cumulative	
Poll Place	0
Vote by Mail	0
Mail Ballot	0
Total	0
Cumulative - Total	0
County - Total	54,865

Precinct	JACK LAVERS		YOVANI JIMENEZ		Total Votes
7053495					
Poll Place	0		0		0
Vote by Mail	0		0		0
Mail Ballot	0		0		0
Total	0		0		0
7053752					
Poll Place	0		0		0
Vote by Mail	0		0		0
Mail Ballot	7	87.50%	1	12.50%	8
Total	7	87.50%	1	12.50%	8
7053765					
Poll Place	0		0		0
Vote by Mail	0		0		0
Mail Ballot	1	50.00%	1	50.00%	2
Total	1	50.00%	1	50.00%	2
Kern County - Total	14,764	45.74%	17,512	54.26%	32,276
Cumulative					
Cumulative					
Poll Place	0		0		0
Vote by Mail	0		0		0
Mail Ballot	0		0		0
Total	0		0		0
Cumulative - Total	0		0		0
County - Total	14,764	45.74%	17,512	54.26%	32,276

Delano Jt Union High Board Member (Vote for 2)

Precinct	Registered Voters
County	
Kern County	
0011530	
Poll Place	929
Vote by Mail	929
Mail Ballot	929
Total	929
0011540	
Poll Place	1,054
Vote by Mail	1,054
Mail Ballot	1,054
Total	1,054
0011546	
Poll Place	1,123
Vote by Mail	1,123
Mail Ballot	1,123
Total	1,123
0011548	
Poll Place	1,615
Vote by Mail	1,615
Mail Ballot	1,615
Total	1,615
0011550	
Poll Place	1,408
Vote by Mail	1,408
Mail Ballot	1,408
Total	1,408

Precinct	RAY ARVIZU		ARNOLD W. MORRISON	
County				
Kern County				
0011530				
Poll Place	25	22.32%	55	49.11%
Vote by Mail	154	23.51%	348	53.13%
Mail Ballot	0		0	
Total	179	23.34%	403	52.54%
0011540				
Poll Place	19	20.21%	49	52.13%
Vote by Mail	187	24.64%	381	50.20%
Mail Ballot	0		0	
Total	206	24.15%	430	50.41%
0011546				
Poll Place	32	27.59%	61	52.59%
Vote by Mail	200	23.36%	441	51.52%
Mail Ballot	0		0	
Total	232	23.87%	502	51.65%
0011548				
Poll Place	48	32.65%	67	45.58%
Vote by Mail	473	28.49%	829	49.94%
Mail Ballot	0		0	
Total	521	28.83%	896	49.58%
0011550				
Poll Place	43	36.44%	55	46.61%
Vote by Mail	317	24.98%	640	50.43%
Mail Ballot	0		0	
Total	360	25.96%	695	50.11%

Precinct	JESUS M. CARDENAS		Total Votes
County			
Kern County			
0011530			
Poll Place	32	28.57%	112
Vote by Mail	153	23.36%	655
Mail Ballot	0		0
Total	185	24.12%	767
0011540			
Poll Place	26	27.66%	94
Vote by Mail	191	25.16%	759
Mail Ballot	0		0
Total	217	25.44%	853
0011546			
Poll Place	23	19.83%	116
Vote by Mail	215	25.12%	856
Mail Ballot	0		0
Total	238	24.49%	972
0011548			
Poll Place	32	21.77%	147
Vote by Mail	358	21.57%	1,660
Mail Ballot	0		0
Total	390	21.58%	1,807
0011550			
Poll Place	20	16.95%	118
Vote by Mail	312	24.59%	1,269
Mail Ballot	0		0
Total	332	23.94%	1,387

Precinct	Registered Voters
0011552	
Poll Place	1,346
Vote by Mail	1,346
Mail Ballot	1,346
Total	1,346
0011554	
Poll Place	1,660
Vote by Mail	1,660
Mail Ballot	1,660
Total	1,660
0011557	
Poll Place	1,632
Vote by Mail	1,632
Mail Ballot	1,632
Total	1,632
0011570	
Poll Place	1,087
Vote by Mail	1,087
Mail Ballot	1,087
Total	1,087
0011580	
Poll Place	1,070
Vote by Mail	1,070
Mail Ballot	1,070
Total	1,070
0011610	
Poll Place	882
Vote by Mail	882
Mail Ballot	882
Total	882

Precinct	RAY ARVIZU		ARNOLD W. MORRISON	
0011552				
Poll Place	49	33.56%	62	42.47%
Vote by Mail	319	29.19%	519	47.48%
Mail Ballot	0		0	
Total	368	29.70%	581	46.89%
0011554				
Poll Place	35	19.13%	92	50.27%
Vote by Mail	241	20.79%	630	54.36%
Mail Ballot	0		0	
Total	276	20.57%	722	53.80%
0011557				
Poll Place	49	29.88%	76	46.34%
Vote by Mail	316	25.28%	632	50.56%
Mail Ballot	0		0	
Total	365	25.81%	708	50.07%
0011570				
Poll Place	44	32.59%	66	48.89%
Vote by Mail	231	27.43%	407	48.34%
Mail Ballot	0		0	
Total	275	28.15%	473	48.41%
0011580				
Poll Place	39	29.77%	72	54.96%
Vote by Mail	264	28.66%	456	49.51%
Mail Ballot	0		0	
Total	303	28.80%	528	50.19%
0011610				
Poll Place	38	26.39%	70	48.61%
Vote by Mail	209	28.44%	356	48.44%
Mail Ballot	0		0	
Total	247	28.10%	426	48.46%

Precinct	JESUS M. CARDENAS		Total Votes
0011552			
Poll Place	35	23.97%	146
Vote by Mail	255	23.33%	1,093
Mail Ballot	0		0
Total	290	23.41%	1,239
0011554			
Poll Place	56	30.60%	183
Vote by Mail	288	24.85%	1,159
Mail Ballot	0		0
Total	344	25.63%	1,342
0011557			
Poll Place	39	23.78%	164
Vote by Mail	302	24.16%	1,250
Mail Ballot	0		0
Total	341	24.12%	1,414
0011570			
Poll Place	25	18.52%	135
Vote by Mail	204	24.23%	842
Mail Ballot	0		0
Total	229	23.44%	977
0011580			
Poll Place	20	15.27%	131
Vote by Mail	201	21.82%	921
Mail Ballot	0		0
Total	221	21.01%	1,052
0011610			
Poll Place	36	25.00%	144
Vote by Mail	170	23.13%	735
Mail Ballot	0		0
Total	206	23.44%	879

Precinct	Registered Voters
0011626	
Poll Place	1,859
Vote by Mail	1,859
Mail Ballot	1,859
Total	1,859
7011171	
Poll Place	151
Vote by Mail	151
Mail Ballot	151
Total	151
7011209	
Poll Place	191
Vote by Mail	191
Mail Ballot	191
Total	191
7011382	
Poll Place	14
Vote by Mail	14
Mail Ballot	14
Total	14
7011541	
Poll Place	1
Vote by Mail	1
Mail Ballot	1
Total	1
7011542	
Poll Place	5
Vote by Mail	5
Mail Ballot	5
Total	5

Precinct	RAY ARVIZU		ARNOLD W. MORRISON	
0011626				
Poll Place	33	25.58%	72	55.81%
Vote by Mail	473	26.94%	878	50.00%
Mail Ballot	0		0	
Total	506	26.84%	950	50.40%
7011171				
Poll Place	0		0	
Vote by Mail	0		0	
Mail Ballot	37	31.09%	49	41.18%
Total	37	31.09%	49	41.18%
7011209				
Poll Place	0		0	
Vote by Mail	0		0	
Mail Ballot	27	22.13%	65	53.28%
Total	27	22.13%	65	53.28%
7011382				
Poll Place	0		0	
Vote by Mail	0		0	
Mail Ballot	2	13.33%	7	46.67%
Total	2	13.33%	7	46.67%
7011541				
Poll Place	0		0	
Vote by Mail	0		0	
Mail Ballot	0	0.00%	1	100.00%
Total	0	0.00%	1	100.00%
7011542				
Poll Place	0		0	
Vote by Mail	0		0	
Mail Ballot	1	50.00%	1	50.00%
Total	1	50.00%	1	50.00%

Precinct	JESUS M. CARDENAS		Total Votes
0011626			
Poll Place	24	18.60%	129
Vote by Mail	405	23.06%	1,756
Mail Ballot	0		0
Total	429	22.76%	1,885
7011171			
Poll Place	0		0
Vote by Mail	0		0
Mail Ballot	33	27.73%	119
Total	33	27.73%	119
7011209			
Poll Place	0		0
Vote by Mail	0		0
Mail Ballot	30	24.59%	122
Total	30	24.59%	122
7011382			
Poll Place	0		0
Vote by Mail	0		0
Mail Ballot	6	40.00%	15
Total	6	40.00%	15
7011541			
Poll Place	0		0
Vote by Mail	0		0
Mail Ballot	0	0.00%	1
Total	0	0.00%	1
7011542			
Poll Place	0		0
Vote by Mail	0		0
Mail Ballot	0	0.00%	2
Total	0	0.00%	2

Precinct	Registered Voters
7011632	
Poll Place	92
Vote by Mail	92
Mail Ballot	92
Total	92
7012162	
Poll Place	0
Vote by Mail	0
Mail Ballot	0
Total	0
7012413	
Poll Place	274
Vote by Mail	274
Mail Ballot	274
Total	274
Kern County - Total	16,393
Cumulative	
Cumulative	
Poll Place	0
Vote by Mail	0
Mail Ballot	0
Total	0
Cumulative - Total	0
County - Total	16,393

Precinct	RAY ARVIZU		ARNOLD W. MORRISON	
7011632				
Poll Place	0		0	
Vote by Mail	0		0	
Mail Ballot	18	20.69%	45	51.72%
Total	18	20.69%	45	51.72%
7012162				
Poll Place	0		0	
Vote by Mail	0		0	
Mail Ballot	0		0	
Total	0		0	
7012413				
Poll Place	0		0	
Vote by Mail	0		0	
Mail Ballot	58	26.24%	118	53.39%
Total	58	26.24%	118	53.39%
Kern County - Total	3,981	26.29%	7,600	50.19%
Cumulative				
Cumulative				
Poll Place	0		0	
Vote by Mail	0		0	
Mail Ballot	0		0	
Total	0		0	
Cumulative - Total	0		0	
County - Total	3,981	26.29%	7,600	50.19%

Precinct	JESUS M. CARDENAS		Total Votes
7011632			
Poll Place	0		0
Vote by Mail	0		0
Mail Ballot	24	27.59%	87
Total	24	27.59%	87
7012162			
Poll Place	0		0
Vote by Mail	0		0
Mail Ballot	0		0
Total	0		0
7012413			
Poll Place	0		0
Vote by Mail	0		0
Mail Ballot	45	20.36%	221
Total	45	20.36%	221
Kern County - Total	3,560	23.51%	15,141
Cumulative			
Cumulative			
Poll Place	0		0
Vote by Mail	0		0
Mail Ballot	0		0
Total	0		0
Cumulative - Total	0		0
County - Total	3,560	23.51%	15,141

Kern High School # 2 Board Member (Vote for 1)

Precinct	Registered Voters
County	
Kern County	
0030302	
Poll Place	1,062
Vote by Mail	1,062
Mail Ballot	1,062
Total	1,062
0030304	
Poll Place	1,440
Vote by Mail	1,440
Mail Ballot	1,440
Total	1,440
0030308	
Poll Place	1,441
Vote by Mail	1,441
Mail Ballot	1,441
Total	1,441
0030317	
Poll Place	514
Vote by Mail	514
Mail Ballot	514
Total	514
0030337	
Poll Place	1,216
Vote by Mail	1,216
Mail Ballot	1,216
Total	1,216

Precinct	JEFF FLORES		M. DAYLE RECORD		Total Votes
County					
Kern County					
0030302					
Poll Place	79	77.45%	23	22.55%	102
Vote by Mail	329	61.73%	204	38.27%	533
Mail Ballot	0		0		0
Total	408	64.25%	227	35.75%	635
0030304					
Poll Place	42	56.00%	33	44.00%	75
Vote by Mail	558	68.80%	253	31.20%	811
Mail Ballot	0		0		0
Total	600	67.72%	286	32.28%	886
0030308					
Poll Place	62	74.70%	21	25.30%	83
Vote by Mail	521	67.31%	253	32.69%	774
Mail Ballot	0		0		0
Total	583	68.03%	274	31.97%	857
0030317					
Poll Place	24	70.59%	10	29.41%	34
Vote by Mail	172	60.78%	111	39.22%	283
Mail Ballot	0		0		0
Total	196	61.83%	121	38.17%	317
0030337					
Poll Place	75	77.32%	22	22.68%	97
Vote by Mail	494	66.04%	254	33.96%	748
Mail Ballot	0		0		0
Total	569	67.34%	276	32.66%	845

Precinct	Registered Voters
0030338	
Poll Place	1,006
Vote by Mail	1,006
Mail Ballot	1,006
Total	1,006
0030339	
Poll Place	1,556
Vote by Mail	1,556
Mail Ballot	1,556
Total	1,556
0030370	
Poll Place	452
Vote by Mail	452
Mail Ballot	452
Total	452
0031478	
Poll Place	593
Vote by Mail	593
Mail Ballot	593
Total	593
0031641	
Poll Place	610
Vote by Mail	610
Mail Ballot	610
Total	610
0031642	
Poll Place	797
Vote by Mail	797
Mail Ballot	797
Total	797

Precinct	JEFF FLORES		M. DAYLE RECORD		Total Votes
0030338					
Poll Place	85	74.56%	29	25.44%	114
Vote by Mail	387	65.26%	206	34.74%	593
Mail Ballot	0		0		0
Total	472	66.76%	235	33.24%	707
0030339					
Poll Place	125	71.02%	51	28.98%	176
Vote by Mail	586	65.62%	307	34.38%	893
Mail Ballot	0		0		0
Total	711	66.51%	358	33.49%	1,069
0030370					
Poll Place	26	70.27%	11	29.73%	37
Vote by Mail	158	63.45%	91	36.55%	249
Mail Ballot	0		0		0
Total	184	64.34%	102	35.66%	286
0031478					
Poll Place	40	64.52%	22	35.48%	62
Vote by Mail	211	63.36%	122	36.64%	333
Mail Ballot	0		0		0
Total	251	63.54%	144	36.46%	395
0031641					
Poll Place	35	72.92%	13	27.08%	48
Vote by Mail	139	63.47%	80	36.53%	219
Mail Ballot	0		0		0
Total	174	65.17%	93	34.83%	267
0031642					
Poll Place	32	60.38%	21	39.62%	53
Vote by Mail	202	67.11%	99	32.89%	301
Mail Ballot	0		0		0
Total	234	66.10%	120	33.90%	354

Precinct	Registered Voters
0031935	
Poll Place	868
Vote by Mail	868
Mail Ballot	868
Total	868
0031953	
Poll Place	1,390
Vote by Mail	1,390
Mail Ballot	1,390
Total	1,390
0031960	
Poll Place	1,287
Vote by Mail	1,287
Mail Ballot	1,287
Total	1,287
0032310	
Poll Place	1,021
Vote by Mail	1,021
Mail Ballot	1,021
Total	1,021
0032330	
Poll Place	584
Vote by Mail	584
Mail Ballot	584
Total	584
0032340	
Poll Place	596
Vote by Mail	596
Mail Ballot	596
Total	596

Precinct	JEFF FLORES		M. DAYLE RECORD		Total Votes
0031935					
Poll Place	61	80.26%	15	19.74%	76
Vote by Mail	284	64.84%	154	35.16%	438
Mail Ballot	0		0		0
Total	345	67.12%	169	32.88%	514
0031953					
Poll Place	78	69.64%	34	30.36%	112
Vote by Mail	446	68.72%	203	31.28%	649
Mail Ballot	0		0		0
Total	524	68.86%	237	31.14%	761
0031960					
Poll Place	54	65.85%	28	34.15%	82
Vote by Mail	468	66.95%	231	33.05%	699
Mail Ballot	0		0		0
Total	522	66.84%	259	33.16%	781
0032310					
Poll Place	43	71.67%	17	28.33%	60
Vote by Mail	362	63.62%	207	36.38%	569
Mail Ballot	0		0		0
Total	405	64.39%	224	35.61%	629
0032330					
Poll Place	9	69.23%	4	30.77%	13
Vote by Mail	311	77.36%	91	22.64%	402
Mail Ballot	0		0		0
Total	320	77.11%	95	22.89%	415
0032340					
Poll Place	27	75.00%	9	25.00%	36
Vote by Mail	315	76.27%	98	23.73%	413
Mail Ballot	0		0		0
Total	342	76.17%	107	23.83%	449

Precinct	Registered Voters
0032360	
Poll Place	1,173
Vote by Mail	1,173
Mail Ballot	1,173
Total	1,173
0032370	
Poll Place	750
Vote by Mail	750
Mail Ballot	750
Total	750
0032531	
Poll Place	1,320
Vote by Mail	1,320
Mail Ballot	1,320
Total	1,320
0032532	
Poll Place	995
Vote by Mail	995
Mail Ballot	995
Total	995
0033161	
Poll Place	370
Vote by Mail	370
Mail Ballot	370
Total	370
0033222	
Poll Place	1,064
Vote by Mail	1,064
Mail Ballot	1,064
Total	1,064

Precinct	JEFF FLORES		M. DAYLE RECORD		Total Votes
0032360					
Poll Place	52	64.20%	29	35.80%	81
Vote by Mail	356	65.56%	187	34.44%	543
Mail Ballot	0		0		0
Total	408	65.38%	216	34.62%	624
0032370					
Poll Place	52	74.29%	18	25.71%	70
Vote by Mail	174	60.21%	115	39.79%	289
Mail Ballot	0		0		0
Total	226	62.95%	133	37.05%	359
0032531					
Poll Place	54	62.79%	32	37.21%	86
Vote by Mail	357	65.15%	191	34.85%	548
Mail Ballot	0		0		0
Total	411	64.83%	223	35.17%	634
0032532					
Poll Place	65	78.31%	18	21.69%	83
Vote by Mail	249	64.68%	136	35.32%	385
Mail Ballot	0		0		0
Total	314	67.09%	154	32.91%	468
0033161					
Poll Place	15	75.00%	5	25.00%	20
Vote by Mail	124	62.00%	76	38.00%	200
Mail Ballot	0		0		0
Total	139	63.18%	81	36.82%	220
0033222					
Poll Place	42	59.15%	29	40.85%	71
Vote by Mail	272	64.15%	152	35.85%	424
Mail Ballot	0		0		0
Total	314	63.43%	181	36.57%	495

Precinct	Registered Voters
0033492	
Poll Place	956
Vote by Mail	956
Mail Ballot	956
Total	956
0035677	
Poll Place	822
Vote by Mail	822
Mail Ballot	822
Total	822
0050501	
Poll Place	487
Vote by Mail	487
Mail Ballot	487
Total	487
0050503	
Poll Place	614
Vote by Mail	614
Mail Ballot	614
Total	614
0050505	
Poll Place	691
Vote by Mail	691
Mail Ballot	691
Total	691
0050506	
Poll Place	952
Vote by Mail	952
Mail Ballot	952
Total	952

Precinct	JEFF FLORES		M. DAYLE RECORD		Total Votes
0033492					
Poll Place	83	77.57%	24	22.43%	107
Vote by Mail	279	69.75%	121	30.25%	400
Mail Ballot	0		0		0
Total	362	71.40%	145	28.60%	507
0035677					
Poll Place	50	76.92%	15	23.08%	65
Vote by Mail	284	68.43%	131	31.57%	415
Mail Ballot	0		0		0
Total	334	69.58%	146	30.42%	480
0050501					
Poll Place	15	71.43%	6	28.57%	21
Vote by Mail	105	66.04%	54	33.96%	159
Mail Ballot	0		0		0
Total	120	66.67%	60	33.33%	180
0050503					
Poll Place	15	68.18%	7	31.82%	22
Vote by Mail	148	60.16%	98	39.84%	246
Mail Ballot	0		0		0
Total	163	60.82%	105	39.18%	268
0050505					
Poll Place	29	65.91%	15	34.09%	44
Vote by Mail	214	65.85%	111	34.15%	325
Mail Ballot	0		0		0
Total	243	65.85%	126	34.15%	369
0050506					
Poll Place	19	55.88%	15	44.12%	34
Vote by Mail	171	58.36%	122	41.64%	293
Mail Ballot	0		0		0
Total	190	58.10%	137	41.90%	327

Precinct	Registered Voters
0050507	
Poll Place	1,131
Vote by Mail	1,131
Mail Ballot	1,131
Total	1,131
0050509	
Poll Place	1,560
Vote by Mail	1,560
Mail Ballot	1,560
Total	1,560
0050511	
Poll Place	1,636
Vote by Mail	1,636
Mail Ballot	1,636
Total	1,636
0050524	
Poll Place	1,571
Vote by Mail	1,571
Mail Ballot	1,571
Total	1,571
0050532	
Poll Place	1,302
Vote by Mail	1,302
Mail Ballot	1,302
Total	1,302
0050541	
Poll Place	1,081
Vote by Mail	1,081
Mail Ballot	1,081
Total	1,081

Precinct	JEFF FLORES		M. DAYLE RECORD		Total Votes
0050507					
Poll Place	9	47.37%	10	52.63%	19
Vote by Mail	244	62.40%	147	37.60%	391
Mail Ballot	0		0		0
Total	253	61.71%	157	38.29%	410
0050509					
Poll Place	80	62.50%	48	37.50%	128
Vote by Mail	371	67.58%	178	32.42%	549
Mail Ballot	0		0		0
Total	451	66.62%	226	33.38%	677
0050511					
Poll Place	39	72.22%	15	27.78%	54
Vote by Mail	355	68.67%	162	31.33%	517
Mail Ballot	0		0		0
Total	394	69.00%	177	31.00%	571
0050524					
Poll Place	47	66.20%	24	33.80%	71
Vote by Mail	453	68.22%	211	31.78%	664
Mail Ballot	0		0		0
Total	500	68.03%	235	31.97%	735
0050532					
Poll Place	19	54.29%	16	45.71%	35
Vote by Mail	335	68.23%	156	31.77%	491
Mail Ballot	0		0		0
Total	354	67.30%	172	32.70%	526
0050541					
Poll Place	17	48.57%	18	51.43%	35
Vote by Mail	327	67.15%	160	32.85%	487
Mail Ballot	0		0		0
Total	344	65.90%	178	34.10%	522

Precinct	Registered Voters
0050560	
Poll Place	900
Vote by Mail	900
Mail Ballot	900
Total	900
0050576	
Poll Place	1,621
Vote by Mail	1,621
Mail Ballot	1,621
Total	1,621
0050751	
Poll Place	422
Vote by Mail	422
Mail Ballot	422
Total	422
0051310	
Poll Place	476
Vote by Mail	476
Mail Ballot	476
Total	476
0051313	
Poll Place	277
Vote by Mail	277
Mail Ballot	277
Total	277
0051690	
Poll Place	748
Vote by Mail	748
Mail Ballot	748
Total	748

Precinct	JEFF FLORES		M. DAYLE RECORD		Total Votes
0050560					
Poll Place	24	63.16%	14	36.84%	38
Vote by Mail	237	70.33%	100	29.67%	337
Mail Ballot	0		0		0
Total	261	69.60%	114	30.40%	375
0050576					
Poll Place	60	69.77%	26	30.23%	86
Vote by Mail	562	65.20%	300	34.80%	862
Mail Ballot	0		0		0
Total	622	65.61%	326	34.39%	948
0050751					
Poll Place	19	70.37%	8	29.63%	27
Vote by Mail	130	67.71%	62	32.29%	192
Mail Ballot	0		0		0
Total	149	68.04%	70	31.96%	219
0051310					
Poll Place	23	63.89%	13	36.11%	36
Vote by Mail	108	62.79%	64	37.21%	172
Mail Ballot	0		0		0
Total	131	62.98%	77	37.02%	208
0051313					
Poll Place	10	76.92%	3	23.08%	13
Vote by Mail	64	70.33%	27	29.67%	91
Mail Ballot	0		0		0
Total	74	71.15%	30	28.85%	104
0051690					
Poll Place	28	70.00%	12	30.00%	40
Vote by Mail	166	65.10%	89	34.90%	255
Mail Ballot	0		0		0
Total	194	65.76%	101	34.24%	295

Precinct	Registered Voters
0051727	
Poll Place	592
Vote by Mail	592
Mail Ballot	592
Total	592
0051728	
Poll Place	559
Vote by Mail	559
Mail Ballot	559
Total	559
0052033	
Poll Place	475
Vote by Mail	475
Mail Ballot	475
Total	475
0052070	
Poll Place	978
Vote by Mail	978
Mail Ballot	978
Total	978
0052080	
Poll Place	1,001
Vote by Mail	1,001
Mail Ballot	1,001
Total	1,001
0052110	
Poll Place	895
Vote by Mail	895
Mail Ballot	895
Total	895

Precinct	JEFF FLORES		M. DAYLE RECORD		Total Votes
0051727					
Poll Place	34	53.13%	30	46.88%	64
Vote by Mail	190	61.69%	118	38.31%	308
Mail Ballot	0		0		0
Total	224	60.22%	148	39.78%	372
0051728					
Poll Place	43	72.88%	16	27.12%	59
Vote by Mail	185	66.79%	92	33.21%	277
Mail Ballot	0		0		0
Total	228	67.86%	108	32.14%	336
0052033					
Poll Place	21	75.00%	7	25.00%	28
Vote by Mail	78	58.65%	55	41.35%	133
Mail Ballot	0		0		0
Total	99	61.49%	62	38.51%	161
0052070					
Poll Place	53	68.83%	24	31.17%	77
Vote by Mail	256	69.57%	112	30.43%	368
Mail Ballot	0		0		0
Total	309	69.44%	136	30.56%	445
0052080					
Poll Place	31	58.49%	22	41.51%	53
Vote by Mail	232	65.35%	123	34.65%	355
Mail Ballot	0		0		0
Total	263	64.46%	145	35.54%	408
0052110					
Poll Place	34	61.82%	21	38.18%	55
Vote by Mail	192	63.79%	109	36.21%	301
Mail Ballot	0		0		0
Total	226	63.48%	130	36.52%	356

Precinct	Registered Voters
0052400	
Poll Place	1,170
Vote by Mail	1,170
Mail Ballot	1,170
Total	1,170
0052490	
Poll Place	1,059
Vote by Mail	1,059
Mail Ballot	1,059
Total	1,059
7030331	
Poll Place	95
Vote by Mail	95
Mail Ballot	95
Total	95
7030371	
Poll Place	282
Vote by Mail	282
Mail Ballot	282
Total	282
7031178	
Poll Place	0
Vote by Mail	0
Mail Ballot	0
Total	0
7031211	
Poll Place	46
Vote by Mail	46
Mail Ballot	46
Total	46

Precinct	JEFF FLORES		M. DAYLE RECORD		Total Votes
0052400					
Poll Place	28	71.79%	11	28.21%	39
Vote by Mail	324	70.74%	134	29.26%	458
Mail Ballot	0		0		0
Total	352	70.82%	145	29.18%	497
0052490					
Poll Place	48	69.57%	21	30.43%	69
Vote by Mail	322	71.56%	128	28.44%	450
Mail Ballot	0		0		0
Total	370	71.29%	149	28.71%	519
7030331					
Poll Place	0		0		0
Vote by Mail	0		0		0
Mail Ballot	38	73.08%	14	26.92%	52
Total	38	73.08%	14	26.92%	52
7030371					
Poll Place	0		0		0
Vote by Mail	0		0		0
Mail Ballot	105	66.04%	54	33.96%	159
Total	105	66.04%	54	33.96%	159
7031178					
Poll Place	0		0		0
Vote by Mail	0		0		0
Mail Ballot	0		0		0
Total	0		0		0
7031211					
Poll Place	0		0		0
Vote by Mail	0		0		0
Mail Ballot	12	42.86%	16	57.14%	28
Total	12	42.86%	16	57.14%	28

Precinct	Registered Voters
7031212	
Poll Place	253
Vote by Mail	253
Mail Ballot	253
Total	253
7032253	
Poll Place	50
Vote by Mail	50
Mail Ballot	50
Total	50
7032381	
Poll Place	52
Vote by Mail	52
Mail Ballot	52
Total	52
7032386	
Poll Place	4
Vote by Mail	4
Mail Ballot	4
Total	4
7032387	
Poll Place	149
Vote by Mail	149
Mail Ballot	149
Total	149
7032493	
Poll Place	0
Vote by Mail	0
Mail Ballot	0
Total	0

Precinct	JEFF FLORES		M. DAYLE RECORD		Total Votes
7031212					
Poll Place	0		0		0
Vote by Mail	0		0		0
Mail Ballot	90	70.87%	37	29.13%	127
Total	90	70.87%	37	29.13%	127
7032253					
Poll Place	0		0		0
Vote by Mail	0		0		0
Mail Ballot	18	72.00%	7	28.00%	25
Total	18	72.00%	7	28.00%	25
7032381					
Poll Place	0		0		0
Vote by Mail	0		0		0
Mail Ballot	18	62.07%	11	37.93%	29
Total	18	62.07%	11	37.93%	29
7032386					
Poll Place	0		0		0
Vote by Mail	0		0		0
Mail Ballot	2	100.00%	0	0.00%	2
Total	2	100.00%	0	0.00%	2
7032387					
Poll Place	0		0		0
Vote by Mail	0		0		0
Mail Ballot	49	60.49%	32	39.51%	81
Total	49	60.49%	32	39.51%	81
7032493					
Poll Place	0		0		0
Vote by Mail	0		0		0
Mail Ballot	0		0		0
Total	0		0		0

Precinct	Registered Voters
7033223	
Poll Place	198
Vote by Mail	198
Mail Ballot	198
Total	198
7033226	
Poll Place	225
Vote by Mail	225
Mail Ballot	225
Total	225
7033491	
Poll Place	256
Vote by Mail	256
Mail Ballot	256
Total	256
7035676	
Poll Place	2
Vote by Mail	2
Mail Ballot	2
Total	2
7050220	
Poll Place	182
Vote by Mail	182
Mail Ballot	182
Total	182
7050221	
Poll Place	251
Vote by Mail	251
Mail Ballot	251
Total	251

Precinct	JEFF FLORES		M. DAYLE RECORD		Total Votes
7033223					
Poll Place	0		0		0
Vote by Mail	0		0		0
Mail Ballot	65	63.11%	38	36.89%	103
Total	65	63.11%	38	36.89%	103
7033226					
Poll Place	0		0		0
Vote by Mail	0		0		0
Mail Ballot	77	59.23%	53	40.77%	130
Total	77	59.23%	53	40.77%	130
7033491					
Poll Place	0		0		0
Vote by Mail	0		0		0
Mail Ballot	72	71.29%	29	28.71%	101
Total	72	71.29%	29	28.71%	101
7035676					
Poll Place	0		0		0
Vote by Mail	0		0		0
Mail Ballot	0	0.00%	2	100.00%	2
Total	0	0.00%	2	100.00%	2
7050220					
Poll Place	0		0		0
Vote by Mail	0		0		0
Mail Ballot	57	76.00%	18	24.00%	75
Total	57	76.00%	18	24.00%	75
7050221					
Poll Place	0		0		0
Vote by Mail	0		0		0
Mail Ballot	45	53.57%	39	46.43%	84
Total	45	53.57%	39	46.43%	84

Precinct	Registered Voters
7050504	
Poll Place	57
Vote by Mail	57
Mail Ballot	57
Total	57
7050540	
Poll Place	81
Vote by Mail	81
Mail Ballot	81
Total	81
7050557	
Poll Place	75
Vote by Mail	75
Mail Ballot	75
Total	75
7050563	
Poll Place	0
Vote by Mail	0
Mail Ballot	0
Total	0
7050564	
Poll Place	0
Vote by Mail	0
Mail Ballot	0
Total	0
7050566	
Poll Place	0
Vote by Mail	0
Mail Ballot	0
Total	0

Precinct	JEFF FLORES		M. DAYLE RECORD		Total Votes
7050504					
Poll Place	0		0		0
Vote by Mail	0		0		0
Mail Ballot	9	50.00%	9	50.00%	18
Total	9	50.00%	9	50.00%	18
7050540					
Poll Place	0		0		0
Vote by Mail	0		0		0
Mail Ballot	19	67.86%	9	32.14%	28
Total	19	67.86%	9	32.14%	28
7050557					
Poll Place	0		0		0
Vote by Mail	0		0		0
Mail Ballot	25	73.53%	9	26.47%	34
Total	25	73.53%	9	26.47%	34
7050563					
Poll Place	0		0		0
Vote by Mail	0		0		0
Mail Ballot	0		0		0
Total	0		0		0
7050564					
Poll Place	0		0		0
Vote by Mail	0		0		0
Mail Ballot	0		0		0
Total	0		0		0
7050566					
Poll Place	0		0		0
Vote by Mail	0		0		0
Mail Ballot	0		0		0
Total	0		0		0

Precinct	Registered Voters
7050573	
Poll Place	0
Vote by Mail	0
Mail Ballot	0
Total	0
7050581	
Poll Place	234
Vote by Mail	234
Mail Ballot	234
Total	234
7050597	
Poll Place	3
Vote by Mail	3
Mail Ballot	3
Total	3
7050748	
Poll Place	111
Vote by Mail	111
Mail Ballot	111
Total	111
7050758	
Poll Place	4
Vote by Mail	4
Mail Ballot	4
Total	4
7050760	
Poll Place	0
Vote by Mail	0
Mail Ballot	0
Total	0

Precinct	JEFF FLORES		M. DAYLE RECORD		Total Votes
7050573					
Poll Place	0		0		0
Vote by Mail	0		0		0
Mail Ballot	0		0		0
Total	0		0		0
7050581					
Poll Place	0		0		0
Vote by Mail	0		0		0
Mail Ballot	71	70.30%	30	29.70%	101
Total	71	70.30%	30	29.70%	101
7050597					
Poll Place	0		0		0
Vote by Mail	0		0		0
Mail Ballot	1	50.00%	1	50.00%	2
Total	1	50.00%	1	50.00%	2
7050748					
Poll Place	0		0		0
Vote by Mail	0		0		0
Mail Ballot	19	50.00%	19	50.00%	38
Total	19	50.00%	19	50.00%	38
7050758					
Poll Place	0		0		0
Vote by Mail	0		0		0
Mail Ballot	2	50.00%	2	50.00%	4
Total	2	50.00%	2	50.00%	4
7050760					
Poll Place	0		0		0
Vote by Mail	0		0		0
Mail Ballot	0		0		0
Total	0		0		0

Precinct	Registered Voters
7052770	
Poll Place	178
Vote by Mail	178
Mail Ballot	178
Total	178
Kern County - Total	48,869
Cumulative	
Cumulative	
Poll Place	0
Vote by Mail	0
Mail Ballot	0
Total	0
Cumulative - Total	0
County - Total	48,869

Precinct	JEFF FLORES		M. DAYLE RECORD		Total Votes
7052770					
Poll Place	0		0		0
Vote by Mail	0		0		0
Mail Ballot	36	54.55%	30	45.45%	66
Total	36	54.55%	30	45.45%	66
Kern County - Total	16,692	66.58%	8,379	33.42%	25,071
Cumulative					
Cumulative					
Poll Place	0		0		0
Vote by Mail	0		0		0
Mail Ballot	0		0		0
Total	0		0		0
Cumulative - Total	0		0		0
County - Total	16,692	66.58%	8,379	33.42%	25,071

Kern High School # 3 Board Member (Vote for 1)

Precinct	Registered Voters
County	
Kern County	
0013100	
Poll Place	1,461
Vote by Mail	1,461
Mail Ballot	1,461
Total	1,461
0013107	
Poll Place	1,295
Vote by Mail	1,295
Mail Ballot	1,295
Total	1,295
0013110	
Poll Place	1,486
Vote by Mail	1,486
Mail Ballot	1,486
Total	1,486
0013120	
Poll Place	1,245
Vote by Mail	1,245
Mail Ballot	1,245
Total	1,245
0013129	
Poll Place	861
Vote by Mail	861
Mail Ballot	861
Total	861

Precinct	JOEY O'CONNELL		DAVID F. MANRIQUEZ		Total Votes
County					
Kern County					
0013100					
Poll Place	47	37.60%	78	62.40%	125
Vote by Mail	356	47.98%	386	52.02%	742
Mail Ballot	0		0		0
Total	403	46.48%	464	53.52%	867
0013107					
Poll Place	40	36.04%	71	63.96%	111
Vote by Mail	230	38.21%	372	61.79%	602
Mail Ballot	0		0		0
Total	270	37.87%	443	62.13%	713
0013110					
Poll Place	56	36.84%	96	63.16%	152
Vote by Mail	371	47.26%	414	52.74%	785
Mail Ballot	0		0		0
Total	427	45.57%	510	54.43%	937
0013120					
Poll Place	49	37.40%	82	62.60%	131
Vote by Mail	290	44.62%	360	55.38%	650
Mail Ballot	0		0		0
Total	339	43.41%	442	56.59%	781
0013129					
Poll Place	34	42.50%	46	57.50%	80
Vote by Mail	165	36.83%	283	63.17%	448
Mail Ballot	0		0		0
Total	199	37.69%	329	62.31%	528

Precinct	Registered Voters
0020245	
Poll Place	1,507
Vote by Mail	1,507
Mail Ballot	1,507
Total	1,507
0020257	
Poll Place	724
Vote by Mail	724
Mail Ballot	724
Total	724
0021781	
Poll Place	583
Vote by Mail	583
Mail Ballot	583
Total	583
0040429	
Poll Place	1,391
Vote by Mail	1,391
Mail Ballot	1,391
Total	1,391
0040436	
Poll Place	840
Vote by Mail	840
Mail Ballot	840
Total	840
0040471	
Poll Place	1,591
Vote by Mail	1,591
Mail Ballot	1,591
Total	1,591

Precinct	JOEY O'CONNELL		DAVID F. MANRIQUEZ		Total Votes
0020245					
Poll Place	28	28.57%	70	71.43%	98
Vote by Mail	273	37.60%	453	62.40%	726
Mail Ballot	0		0		0
Total	301	36.53%	523	63.47%	824
0020257					
Poll Place	19	26.39%	53	73.61%	72
Vote by Mail	127	35.47%	231	64.53%	358
Mail Ballot	0		0		0
Total	146	33.95%	284	66.05%	430
0021781					
Poll Place	76	71.03%	31	28.97%	107
Vote by Mail	232	72.96%	86	27.04%	318
Mail Ballot	0		0		0
Total	308	72.47%	117	27.53%	425
0040429					
Poll Place	104	65.82%	54	34.18%	158
Vote by Mail	531	64.36%	294	35.64%	825
Mail Ballot	0		0		0
Total	635	64.60%	348	35.40%	983
0040436					
Poll Place	73	68.22%	34	31.78%	107
Vote by Mail	320	68.97%	144	31.03%	464
Mail Ballot	0		0		0
Total	393	68.83%	178	31.17%	571
0040471					
Poll Place	67	47.86%	73	52.14%	140
Vote by Mail	370	42.73%	496	57.27%	866
Mail Ballot	0		0		0
Total	437	43.44%	569	56.56%	1,006

Precinct	Registered Voters
0040496	
Poll Place	1,396
Vote by Mail	1,396
Mail Ballot	1,396
Total	1,396
0041240	
Poll Place	368
Vote by Mail	368
Mail Ballot	368
Total	368
0041915	
Poll Place	1,594
Vote by Mail	1,594
Mail Ballot	1,594
Total	1,594
0043051	
Poll Place	620
Vote by Mail	620
Mail Ballot	620
Total	620
0043055	
Poll Place	1,018
Vote by Mail	1,018
Mail Ballot	1,018
Total	1,018
0044105	
Poll Place	1,097
Vote by Mail	1,097
Mail Ballot	1,097
Total	1,097

Precinct	JOEY O'CONNELL		DAVID F. MANRIQUEZ		Total Votes
0040496					
Poll Place	113	71.07%	46	28.93%	159
Vote by Mail	544	60.78%	351	39.22%	895
Mail Ballot	0		0		0
Total	657	62.33%	397	37.67%	1,054
0041240					
Poll Place	33	44.59%	41	55.41%	74
Vote by Mail	75	48.39%	80	51.61%	155
Mail Ballot	0		0		0
Total	108	47.16%	121	52.84%	229
0041915					
Poll Place	119	85.61%	20	14.39%	139
Vote by Mail	805	79.31%	210	20.69%	1,015
Mail Ballot	0		0		0
Total	924	80.07%	230	19.93%	1,154
0043051					
Poll Place	23	85.19%	4	14.81%	27
Vote by Mail	345	77.01%	103	22.99%	448
Mail Ballot	0		0		0
Total	368	77.47%	107	22.53%	475
0043055					
Poll Place	59	85.51%	10	14.49%	69
Vote by Mail	553	79.68%	141	20.32%	694
Mail Ballot	0		0		0
Total	612	80.21%	151	19.79%	763
0044105					
Poll Place	39	53.42%	34	46.58%	73
Vote by Mail	303	49.35%	311	50.65%	614
Mail Ballot	0		0		0
Total	342	49.78%	345	50.22%	687

Precinct	Registered Voters
0044106	
Poll Place	1,303
Vote by Mail	1,303
Mail Ballot	1,303
Total	1,303
0050020	
Poll Place	1,131
Vote by Mail	1,131
Mail Ballot	1,131
Total	1,131
0050180	
Poll Place	1,094
Vote by Mail	1,094
Mail Ballot	1,094
Total	1,094
0050190	
Poll Place	1,444
Vote by Mail	1,444
Mail Ballot	1,444
Total	1,444
0050200	
Poll Place	1,155
Vote by Mail	1,155
Mail Ballot	1,155
Total	1,155
0050211	
Poll Place	1,674
Vote by Mail	1,674
Mail Ballot	1,674
Total	1,674

Precinct	JOEY O'CONNELL		DAVID F. MANRIQUEZ		Total Votes
0044106					
Poll Place	45	58.44%	32	41.56%	77
Vote by Mail	396	50.19%	393	49.81%	789
Mail Ballot	0		0		0
Total	441	50.92%	425	49.08%	866
0050020					
Poll Place	30	27.52%	79	72.48%	109
Vote by Mail	153	35.25%	281	64.75%	434
Mail Ballot	0		0		0
Total	183	33.70%	360	66.30%	543
0050180					
Poll Place	13	16.67%	65	83.33%	78
Vote by Mail	120	21.54%	437	78.46%	557
Mail Ballot	0		0		0
Total	133	20.94%	502	79.06%	635
0050190					
Poll Place	31	25.41%	91	74.59%	122
Vote by Mail	152	23.60%	492	76.40%	644
Mail Ballot	0		0		0
Total	183	23.89%	583	76.11%	766
0050200					
Poll Place	15	16.67%	75	83.33%	90
Vote by Mail	114	22.35%	396	77.65%	510
Mail Ballot	0		0		0
Total	129	21.50%	471	78.50%	600
0050211					
Poll Place	17	11.64%	129	88.36%	146
Vote by Mail	177	20.63%	681	79.37%	858
Mail Ballot	0		0		0
Total	194	19.32%	810	80.68%	1,004

Precinct	Registered Voters
0050514	
Poll Place	1,259
Vote by Mail	1,259
Mail Ballot	1,259
Total	1,259
0050518	
Poll Place	384
Vote by Mail	384
Mail Ballot	384
Total	384
0050536	
Poll Place	489
Vote by Mail	489
Mail Ballot	489
Total	489
0050538	
Poll Place	702
Vote by Mail	702
Mail Ballot	702
Total	702
0050545	
Poll Place	1,364
Vote by Mail	1,364
Mail Ballot	1,364
Total	1,364
0050552	
Poll Place	911
Vote by Mail	911
Mail Ballot	911
Total	911

Precinct	JOEY O'CONNELL		DAVID F. MANRIQUEZ		Total Votes
0050514					
Poll Place	19	24.05%	60	75.95%	79
Vote by Mail	167	30.04%	389	69.96%	556
Mail Ballot	0		0		0
Total	186	29.29%	449	70.71%	635
0050518					
Poll Place	0	0.00%	20	100.00%	20
Vote by Mail	88	41.51%	124	58.49%	212
Mail Ballot	0		0		0
Total	88	37.93%	144	62.07%	232
0050536					
Poll Place	4	13.79%	25	86.21%	29
Vote by Mail	77	28.41%	194	71.59%	271
Mail Ballot	0		0		0
Total	81	27.00%	219	73.00%	300
0050538					
Poll Place	14	21.88%	50	78.13%	64
Vote by Mail	80	22.92%	269	77.08%	349
Mail Ballot	0		0		0
Total	94	22.76%	319	77.24%	413
0050545					
Poll Place	16	19.75%	65	80.25%	81
Vote by Mail	186	25.80%	535	74.20%	721
Mail Ballot	0		0		0
Total	202	25.19%	600	74.81%	802
0050552					
Poll Place	15	22.73%	51	77.27%	66
Vote by Mail	120	28.37%	303	71.63%	423
Mail Ballot	0		0		0
Total	135	27.61%	354	72.39%	489

Precinct	Registered Voters
0050741	
Poll Place	1,124
Vote by Mail	1,124
Mail Ballot	1,124
Total	1,124
0050742	
Poll Place	1,083
Vote by Mail	1,083
Mail Ballot	1,083
Total	1,083
0051227	
Poll Place	662
Vote by Mail	662
Mail Ballot	662
Total	662
0051228	
Poll Place	687
Vote by Mail	687
Mail Ballot	687
Total	687
0052034	
Poll Place	797
Vote by Mail	797
Mail Ballot	797
Total	797
0052180	
Poll Place	753
Vote by Mail	753
Mail Ballot	753
Total	753

Precinct	JOEY O'CONNELL		DAVID F. MANRIQUEZ		Total Votes
0050741					
Poll Place	25	47.17%	28	52.83%	53
Vote by Mail	229	41.04%	329	58.96%	558
Mail Ballot	0		0		0
Total	254	41.57%	357	58.43%	611
0050742					
Poll Place	22	27.50%	58	72.50%	80
Vote by Mail	130	26.48%	361	73.52%	491
Mail Ballot	0		0		0
Total	152	26.62%	419	73.38%	571
0051227					
Poll Place	36	48.00%	39	52.00%	75
Vote by Mail	226	58.10%	163	41.90%	389
Mail Ballot	0		0		0
Total	262	56.47%	202	43.53%	464
0051228					
Poll Place	35	50.00%	35	50.00%	70
Vote by Mail	144	43.77%	185	56.23%	329
Mail Ballot	0		0		0
Total	179	44.86%	220	55.14%	399
0052034					
Poll Place	13	22.03%	46	77.97%	59
Vote by Mail	74	22.56%	254	77.44%	328
Mail Ballot	0		0		0
Total	87	22.48%	300	77.52%	387
0052180					
Poll Place	14	20.29%	55	79.71%	69
Vote by Mail	82	23.84%	262	76.16%	344
Mail Ballot	0		0		0
Total	96	23.24%	317	76.76%	413

Precinct	Registered Voters
0052182	
Poll Place	641
Vote by Mail	641
Mail Ballot	641
Total	641
0052183	
Poll Place	929
Vote by Mail	929
Mail Ballot	929
Total	929
0052184	
Poll Place	890
Vote by Mail	890
Mail Ballot	890
Total	890
0052185	
Poll Place	410
Vote by Mail	410
Mail Ballot	410
Total	410
7011153	
Poll Place	371
Vote by Mail	371
Mail Ballot	371
Total	371
7011202	
Poll Place	244
Vote by Mail	244
Mail Ballot	244
Total	244

Precinct	JOEY O'CONNELL		DAVID F. MANRIQUEZ		Total Votes
0052182					
Poll Place	4	14.81%	23	85.19%	27
Vote by Mail	76	24.60%	233	75.40%	309
Mail Ballot	0		0		0
Total	80	23.81%	256	76.19%	336
0052183					
Poll Place	23	31.51%	50	68.49%	73
Vote by Mail	97	24.43%	300	75.57%	397
Mail Ballot	0		0		0
Total	120	25.53%	350	74.47%	470
0052184					
Poll Place	14	22.22%	49	77.78%	63
Vote by Mail	101	23.38%	331	76.62%	432
Mail Ballot	0		0		0
Total	115	23.23%	380	76.77%	495
0052185					
Poll Place	13	24.07%	41	75.93%	54
Vote by Mail	44	26.99%	119	73.01%	163
Mail Ballot	0		0		0
Total	57	26.27%	160	73.73%	217
7011153					
Poll Place	0		0		0
Vote by Mail	0		0		0
Mail Ballot	96	45.93%	113	54.07%	209
Total	96	45.93%	113	54.07%	209
7011202					
Poll Place	0		0		0
Vote by Mail	0		0		0
Mail Ballot	97	62.99%	57	37.01%	154
Total	97	62.99%	57	37.01%	154

Precinct	Registered Voters
7011840	
Poll Place	21
Vote by Mail	21
Mail Ballot	21
Total	21
7012912	
Poll Place	20
Vote by Mail	20
Mail Ballot	20
Total	20
7012992	
Poll Place	39
Vote by Mail	39
Mail Ballot	39
Total	39
7013095	
Poll Place	238
Vote by Mail	238
Mail Ballot	238
Total	238
7013106	
Poll Place	223
Vote by Mail	223
Mail Ballot	223
Total	223
7013115	
Poll Place	6
Vote by Mail	6
Mail Ballot	6
Total	6

Precinct	JOEY O'CONNELL		DAVID F. MANRIQUEZ		Total Votes
7011840					
Poll Place	0		0		0
Vote by Mail	0		0		0
Mail Ballot	11	78.57%	3	21.43%	14
Total	11	78.57%	3	21.43%	14
7012912					
Poll Place	0		0		0
Vote by Mail	0		0		0
Mail Ballot	10	90.91%	1	9.09%	11
Total	10	90.91%	1	9.09%	11
7012992					
Poll Place	0		0		0
Vote by Mail	0		0		0
Mail Ballot	16	57.14%	12	42.86%	28
Total	16	57.14%	12	42.86%	28
7013095					
Poll Place	0		0		0
Vote by Mail	0		0		0
Mail Ballot	53	49.53%	54	50.47%	107
Total	53	49.53%	54	50.47%	107
7013106					
Poll Place	0		0		0
Vote by Mail	0		0		0
Mail Ballot	98	61.25%	62	38.75%	160
Total	98	61.25%	62	38.75%	160
7013115					
Poll Place	0		0		0
Vote by Mail	0		0		0
Mail Ballot	3	75.00%	1	25.00%	4
Total	3	75.00%	1	25.00%	4

Precinct	Registered Voters
7020264	
Poll Place	1
Vote by Mail	1
Mail Ballot	1
Total	1
7020267	
Poll Place	9
Vote by Mail	9
Mail Ballot	9
Total	9
7021136	
Poll Place	0
Vote by Mail	0
Mail Ballot	0
Total	0
7021138	
Poll Place	38
Vote by Mail	38
Mail Ballot	38
Total	38
7021222	
Poll Place	16
Vote by Mail	16
Mail Ballot	16
Total	16
7021231	
Poll Place	16
Vote by Mail	16
Mail Ballot	16
Total	16

Precinct	JOEY O'CONNELL		DAVID F. MANRIQUEZ		Total Votes
7020264					
Poll Place	0		0		0
Vote by Mail	0		0		0
Mail Ballot	1	100.00%	0	0.00%	1
Total	1	100.00%	0	0.00%	1
7020267					
Poll Place	0		0		0
Vote by Mail	0		0		0
Mail Ballot	2	28.57%	5	71.43%	7
Total	2	28.57%	5	71.43%	7
7021136					
Poll Place	0		0		0
Vote by Mail	0		0		0
Mail Ballot	0		0		0
Total	0		0		0
7021138					
Poll Place	0		0		0
Vote by Mail	0		0		0
Mail Ballot	2	11.76%	15	88.24%	17
Total	2	11.76%	15	88.24%	17
7021222					
Poll Place	0		0		0
Vote by Mail	0		0		0
Mail Ballot	5	50.00%	5	50.00%	10
Total	5	50.00%	5	50.00%	10
7021231					
Poll Place	0		0		0
Vote by Mail	0		0		0
Mail Ballot	9	90.00%	1	10.00%	10
Total	9	90.00%	1	10.00%	10

Precinct	Registered Voters
7021235	
Poll Place	147
Vote by Mail	147
Mail Ballot	147
Total	147
7021301	
Poll Place	136
Vote by Mail	136
Mail Ballot	136
Total	136
7021381	
Poll Place	0
Vote by Mail	0
Mail Ballot	0
Total	0
7021387	
Poll Place	127
Vote by Mail	127
Mail Ballot	127
Total	127
7021477	
Poll Place	97
Vote by Mail	97
Mail Ballot	97
Total	97
7021501	
Poll Place	19
Vote by Mail	19
Mail Ballot	19
Total	19

Precinct	JOEY O'CONNELL		DAVID F. MANRIQUEZ		Total Votes
7021235					
Poll Place	0		0		0
Vote by Mail	0		0		0
Mail Ballot	61	68.54%	28	31.46%	89
Total	61	68.54%	28	31.46%	89
7021301					
Poll Place	0		0		0
Vote by Mail	0		0		0
Mail Ballot	58	64.44%	32	35.56%	90
Total	58	64.44%	32	35.56%	90
7021381					
Poll Place	0		0		0
Vote by Mail	0		0		0
Mail Ballot	0		0		0
Total	0		0		0
7021387					
Poll Place	0		0		0
Vote by Mail	0		0		0
Mail Ballot	55	66.27%	28	33.73%	83
Total	55	66.27%	28	33.73%	83
7021477					
Poll Place	0		0		0
Vote by Mail	0		0		0
Mail Ballot	53	82.81%	11	17.19%	64
Total	53	82.81%	11	17.19%	64
7021501					
Poll Place	0		0		0
Vote by Mail	0		0		0
Mail Ballot	3	20.00%	12	80.00%	15
Total	3	20.00%	12	80.00%	15

Precinct	Registered Voters
7021527	
Poll Place	159
Vote by Mail	159
Mail Ballot	159
Total	159
7021717	
Poll Place	8
Vote by Mail	8
Mail Ballot	8
Total	8
7021879	
Poll Place	0
Vote by Mail	0
Mail Ballot	0
Total	0
7022014	
Poll Place	355
Vote by Mail	355
Mail Ballot	355
Total	355
7022015	
Poll Place	500
Vote by Mail	500
Mail Ballot	500
Total	500
7022019	
Poll Place	273
Vote by Mail	273
Mail Ballot	273
Total	273

Precinct	JOEY O'CONNELL		DAVID F. MANRIQUEZ		Total Votes
7021527					
Poll Place	0		0		0
Vote by Mail	0		0		0
Mail Ballot	66	80.49%	16	19.51%	82
Total	66	80.49%	16	19.51%	82
7021717					
Poll Place	0		0		0
Vote by Mail	0		0		0
Mail Ballot	5	100.00%	0	0.00%	5
Total	5	100.00%	0	0.00%	5
7021879					
Poll Place	0		0		0
Vote by Mail	0		0		0
Mail Ballot	0		0		0
Total	0		0		0
7022014					
Poll Place	0		0		0
Vote by Mail	0		0		0
Mail Ballot	144	56.47%	111	43.53%	255
Total	144	56.47%	111	43.53%	255
7022015					
Poll Place	0		0		0
Vote by Mail	0		0		0
Mail Ballot	161	46.67%	184	53.33%	345
Total	161	46.67%	184	53.33%	345
7022019					
Poll Place	0		0		0
Vote by Mail	0		0		0
Mail Ballot	41	30.15%	95	69.85%	136
Total	41	30.15%	95	69.85%	136

Precinct	Registered Voters
7022022	
Poll Place	9
Vote by Mail	9
Mail Ballot	9
Total	9
7022025	
Poll Place	0
Vote by Mail	0
Mail Ballot	0
Total	0
7022028	
Poll Place	160
Vote by Mail	160
Mail Ballot	160
Total	160
7022217	
Poll Place	0
Vote by Mail	0
Mail Ballot	0
Total	0
7022227	
Poll Place	0
Vote by Mail	0
Mail Ballot	0
Total	0
7022234	
Poll Place	22
Vote by Mail	22
Mail Ballot	22
Total	22

Precinct	JOEY O'CONNELL		DAVID F. MANRIQUEZ		Total Votes
7022022					
Poll Place	0		0		0
Vote by Mail	0		0		0
Mail Ballot	7	87.50%	1	12.50%	8
Total	7	87.50%	1	12.50%	8
7022025					
Poll Place	0		0		0
Vote by Mail	0		0		0
Mail Ballot	0		0		0
Total	0		0		0
7022028					
Poll Place	0		0		0
Vote by Mail	0		0		0
Mail Ballot	41	45.05%	50	54.95%	91
Total	41	45.05%	50	54.95%	91
7022217					
Poll Place	0		0		0
Vote by Mail	0		0		0
Mail Ballot	0		0		0
Total	0		0		0
7022227					
Poll Place	0		0		0
Vote by Mail	0		0		0
Mail Ballot	0		0		0
Total	0		0		0
7022234					
Poll Place	0		0		0
Vote by Mail	0		0		0
Mail Ballot	10	66.67%	5	33.33%	15
Total	10	66.67%	5	33.33%	15

Precinct	Registered Voters
7022283	
Poll Place	172
Vote by Mail	172
Mail Ballot	172
Total	172
7022421	
Poll Place	43
Vote by Mail	43
Mail Ballot	43
Total	43
7022600	
Poll Place	15
Vote by Mail	15
Mail Ballot	15
Total	15
7022791	
Poll Place	100
Vote by Mail	100
Mail Ballot	100
Total	100
7022793	
Poll Place	96
Vote by Mail	96
Mail Ballot	96
Total	96
7022803	
Poll Place	42
Vote by Mail	42
Mail Ballot	42
Total	42

Precinct	JOEY O'CONNELL		DAVID F. MANRIQUEZ		Total Votes
7022283					
Poll Place	0		0		0
Vote by Mail	0		0		0
Mail Ballot	45	48.91%	47	51.09%	92
Total	45	48.91%	47	51.09%	92
7022421					
Poll Place	0		0		0
Vote by Mail	0		0		0
Mail Ballot	5	23.81%	16	76.19%	21
Total	5	23.81%	16	76.19%	21
7022600					
Poll Place	0		0		0
Vote by Mail	0		0		0
Mail Ballot	4	50.00%	4	50.00%	8
Total	4	50.00%	4	50.00%	8
7022791					
Poll Place	0		0		0
Vote by Mail	0		0		0
Mail Ballot	48	67.61%	23	32.39%	71
Total	48	67.61%	23	32.39%	71
7022793					
Poll Place	0		0		0
Vote by Mail	0		0		0
Mail Ballot	41	66.13%	21	33.87%	62
Total	41	66.13%	21	33.87%	62
7022803					
Poll Place	0		0		0
Vote by Mail	0		0		0
Mail Ballot	0	0.00%	11	100.00%	11
Total	0	0.00%	11	100.00%	11

Precinct	Registered Voters
7022805	
Poll Place	158
Vote by Mail	158
Mail Ballot	158
Total	158
7023016	
Poll Place	0
Vote by Mail	0
Mail Ballot	0
Total	0
7023018	
Poll Place	0
Vote by Mail	0
Mail Ballot	0
Total	0
7023019	
Poll Place	0
Vote by Mail	0
Mail Ballot	0
Total	0
7023303	
Poll Place	0
Vote by Mail	0
Mail Ballot	0
Total	0
7023395	
Poll Place	0
Vote by Mail	0
Mail Ballot	0
Total	0

Precinct	JOEY O'CONNELL		DAVID F. MANRIQUEZ		Total Votes
7022805					
Poll Place	0		0		0
Vote by Mail	0		0		0
Mail Ballot	61	61.62%	38	38.38%	99
Total	61	61.62%	38	38.38%	99
7023016					
Poll Place	0		0		0
Vote by Mail	0		0		0
Mail Ballot	0		0		0
Total	0		0		0
7023018					
Poll Place	0		0		0
Vote by Mail	0		0		0
Mail Ballot	0		0		0
Total	0		0		0
7023019					
Poll Place	0		0		0
Vote by Mail	0		0		0
Mail Ballot	0		0		0
Total	0		0		0
7023303					
Poll Place	0		0		0
Vote by Mail	0		0		0
Mail Ballot	0		0		0
Total	0		0		0
7023395					
Poll Place	0		0		0
Vote by Mail	0		0		0
Mail Ballot	0		0		0
Total	0		0		0

Precinct	Registered Voters
7023590	
Poll Place	0
Vote by Mail	0
Mail Ballot	0
Total	0
7023766	
Poll Place	1
Vote by Mail	1
Mail Ballot	1
Total	1
7025276	
Poll Place	0
Vote by Mail	0
Mail Ballot	0
Total	0
7025277	
Poll Place	0
Vote by Mail	0
Mail Ballot	0
Total	0
7025278	
Poll Place	0
Vote by Mail	0
Mail Ballot	0
Total	0
7025280	
Poll Place	174
Vote by Mail	174
Mail Ballot	174
Total	174

Precinct	JOEY O'CONNELL		DAVID F. MANRIQUEZ		Total Votes
7023590					
Poll Place	0		0		0
Vote by Mail	0		0		0
Mail Ballot	0		0		0
Total	0		0		0
7023766					
Poll Place	0		0		0
Vote by Mail	0		0		0
Mail Ballot	1	100.00%	0	0.00%	1
Total	1	100.00%	0	0.00%	1
7025276					
Poll Place	0		0		0
Vote by Mail	0		0		0
Mail Ballot	0		0		0
Total	0		0		0
7025277					
Poll Place	0		0		0
Vote by Mail	0		0		0
Mail Ballot	0		0		0
Total	0		0		0
7025278					
Poll Place	0		0		0
Vote by Mail	0		0		0
Mail Ballot	0		0		0
Total	0		0		0
7025280					
Poll Place	0		0		0
Vote by Mail	0		0		0
Mail Ballot	51	43.97%	65	56.03%	116
Total	51	43.97%	65	56.03%	116

Precinct	Registered Voters
7040413	
Poll Place	210
Vote by Mail	210
Mail Ballot	210
Total	210
7040438	
Poll Place	0
Vote by Mail	0
Mail Ballot	0
Total	0
7040439	
Poll Place	257
Vote by Mail	257
Mail Ballot	257
Total	257
7040472	
Poll Place	453
Vote by Mail	453
Mail Ballot	453
Total	453
7040478	
Poll Place	489
Vote by Mail	489
Mail Ballot	489
Total	489
7041241	
Poll Place	173
Vote by Mail	173
Mail Ballot	173
Total	173

Precinct	JOEY O'CONNELL		DAVID F. MANRIQUEZ		Total Votes
7040413					
Poll Place	0		0		0
Vote by Mail	0		0		0
Mail Ballot	115	76.16%	36	23.84%	151
Total	115	76.16%	36	23.84%	151
7040438					
Poll Place	0		0		0
Vote by Mail	0		0		0
Mail Ballot	0		0		0
Total	0		0		0
7040439					
Poll Place	0		0		0
Vote by Mail	0		0		0
Mail Ballot	115	61.17%	73	38.83%	188
Total	115	61.17%	73	38.83%	188
7040472					
Poll Place	0		0		0
Vote by Mail	0		0		0
Mail Ballot	151	51.71%	141	48.29%	292
Total	151	51.71%	141	48.29%	292
7040478					
Poll Place	0		0		0
Vote by Mail	0		0		0
Mail Ballot	251	68.58%	115	31.42%	366
Total	251	68.58%	115	31.42%	366
7041241					
Poll Place	0		0		0
Vote by Mail	0		0		0
Mail Ballot	72	67.29%	35	32.71%	107
Total	72	67.29%	35	32.71%	107

Precinct	Registered Voters
7041476	
Poll Place	21
Vote by Mail	21
Mail Ballot	21
Total	21
7041505	
Poll Place	86
Vote by Mail	86
Mail Ballot	86
Total	86
7041623	
Poll Place	21
Vote by Mail	21
Mail Ballot	21
Total	21
7041778	
Poll Place	0
Vote by Mail	0
Mail Ballot	0
Total	0
7042427	
Poll Place	44
Vote by Mail	44
Mail Ballot	44
Total	44
7042441	
Poll Place	0
Vote by Mail	0
Mail Ballot	0
Total	0

Precinct	JOEY O'CONNELL		DAVID F. MANRIQUEZ		Total Votes
7041476					
Poll Place	0		0		0
Vote by Mail	0		0		0
Mail Ballot	11	68.75%	5	31.25%	16
Total	11	68.75%	5	31.25%	16
7041505					
Poll Place	0		0		0
Vote by Mail	0		0		0
Mail Ballot	44	74.58%	15	25.42%	59
Total	44	74.58%	15	25.42%	59
7041623					
Poll Place	0		0		0
Vote by Mail	0		0		0
Mail Ballot	8	80.00%	2	20.00%	10
Total	8	80.00%	2	20.00%	10
7041778					
Poll Place	0		0		0
Vote by Mail	0		0		0
Mail Ballot	0		0		0
Total	0		0		0
7042427					
Poll Place	0		0		0
Vote by Mail	0		0		0
Mail Ballot	13	46.43%	15	53.57%	28
Total	13	46.43%	15	53.57%	28
7042441					
Poll Place	0		0		0
Vote by Mail	0		0		0
Mail Ballot	0		0		0
Total	0		0		0

Precinct	Registered Voters
7042517	
Poll Place	6
Vote by Mail	6
Mail Ballot	6
Total	6
7042521	
Poll Place	32
Vote by Mail	32
Mail Ballot	32
Total	32
7042783	
Poll Place	0
Vote by Mail	0
Mail Ballot	0
Total	0
7042784	
Poll Place	2
Vote by Mail	2
Mail Ballot	2
Total	2
7042785	
Poll Place	0
Vote by Mail	0
Mail Ballot	0
Total	0
7042789	
Poll Place	0
Vote by Mail	0
Mail Ballot	0
Total	0

Precinct	JOEY O'CONNELL		DAVID F. MANRIQUEZ		Total Votes
7042517					
Poll Place	0		0		0
Vote by Mail	0		0		0
Mail Ballot	4	100.00%	0	0.00%	4
Total	4	100.00%	0	0.00%	4
7042521					
Poll Place	0		0		0
Vote by Mail	0		0		0
Mail Ballot	15	88.24%	2	11.76%	17
Total	15	88.24%	2	11.76%	17
7042783					
Poll Place	0		0		0
Vote by Mail	0		0		0
Mail Ballot	0		0		0
Total	0		0		0
7042784					
Poll Place	0		0		0
Vote by Mail	0		0		0
Mail Ballot	2	100.00%	0	0.00%	2
Total	2	100.00%	0	0.00%	2
7042785					
Poll Place	0		0		0
Vote by Mail	0		0		0
Mail Ballot	0		0		0
Total	0		0		0
7042789					
Poll Place	0		0		0
Vote by Mail	0		0		0
Mail Ballot	0		0		0
Total	0		0		0

Precinct	Registered Voters
7042910	
Poll Place	0
Vote by Mail	0
Mail Ballot	0
Total	0
7043063	
Poll Place	0
Vote by Mail	0
Mail Ballot	0
Total	0
7043101	
Poll Place	0
Vote by Mail	0
Mail Ballot	0
Total	0
7043295	
Poll Place	615
Vote by Mail	615
Mail Ballot	615
Total	615
7043458	
Poll Place	0
Vote by Mail	0
Mail Ballot	0
Total	0
7044120	
Poll Place	314
Vote by Mail	314
Mail Ballot	314
Total	314

Precinct	JOEY O'CONNELL		DAVID F. MANRIQUEZ		Total Votes
7042910					
Poll Place	0		0		0
Vote by Mail	0		0		0
Mail Ballot	0		0		0
Total	0		0		0
7043063					
Poll Place	0		0		0
Vote by Mail	0		0		0
Mail Ballot	0		0		0
Total	0		0		0
7043101					
Poll Place	0		0		0
Vote by Mail	0		0		0
Mail Ballot	0		0		0
Total	0		0		0
7043295					
Poll Place	0		0		0
Vote by Mail	0		0		0
Mail Ballot	185	53.78%	159	46.22%	344
Total	185	53.78%	159	46.22%	344
7043458					
Poll Place	0		0		0
Vote by Mail	0		0		0
Mail Ballot	0		0		0
Total	0		0		0
7044120					
Poll Place	0		0		0
Vote by Mail	0		0		0
Mail Ballot	152	67.86%	72	32.14%	224
Total	152	67.86%	72	32.14%	224

Precinct	Registered Voters
7044133	
Poll Place	0
Vote by Mail	0
Mail Ballot	0
Total	0
7050025	
Poll Place	64
Vote by Mail	64
Mail Ballot	64
Total	64
7050030	
Poll Place	191
Vote by Mail	191
Mail Ballot	191
Total	191
7050032	
Poll Place	8
Vote by Mail	8
Mail Ballot	8
Total	8
7050212	
Poll Place	0
Vote by Mail	0
Mail Ballot	0
Total	0
7050526	
Poll Place	0
Vote by Mail	0
Mail Ballot	0
Total	0

Precinct	JOEY O'CONNELL		DAVID F. MANRIQUEZ		Total Votes
7044133					
Poll Place	0		0		0
Vote by Mail	0		0		0
Mail Ballot	0		0		0
Total	0		0		0
7050025					
Poll Place	0		0		0
Vote by Mail	0		0		0
Mail Ballot	20	58.82%	14	41.18%	34
Total	20	58.82%	14	41.18%	34
7050030					
Poll Place	0		0		0
Vote by Mail	0		0		0
Mail Ballot	32	35.96%	57	64.04%	89
Total	32	35.96%	57	64.04%	89
7050032					
Poll Place	0		0		0
Vote by Mail	0		0		0
Mail Ballot	0	0.00%	1	100.00%	1
Total	0	0.00%	1	100.00%	1
7050212					
Poll Place	0		0		0
Vote by Mail	0		0		0
Mail Ballot	0		0		0
Total	0		0		0
7050526					
Poll Place	0		0		0
Vote by Mail	0		0		0
Mail Ballot	0		0		0
Total	0		0		0

Precinct	Registered Voters
7050529	
Poll Place	2
Vote by Mail	2
Mail Ballot	2
Total	2
7050542	
Poll Place	420
Vote by Mail	420
Mail Ballot	420
Total	420
7050546	
Poll Place	0
Vote by Mail	0
Mail Ballot	0
Total	0
7050551	
Poll Place	403
Vote by Mail	403
Mail Ballot	403
Total	403
7050561	
Poll Place	227
Vote by Mail	227
Mail Ballot	227
Total	227
7050582	
Poll Place	29
Vote by Mail	29
Mail Ballot	29
Total	29

Precinct	JOEY O'CONNELL		DAVID F. MANRIQUEZ		Total Votes
7050529					
Poll Place	0		0		0
Vote by Mail	0		0		0
Mail Ballot	0		0		0
Total	0		0		0
7050542					
Poll Place	0		0		0
Vote by Mail	0		0		0
Mail Ballot	53	24.77%	161	75.23%	214
Total	53	24.77%	161	75.23%	214
7050546					
Poll Place	0		0		0
Vote by Mail	0		0		0
Mail Ballot	0		0		0
Total	0		0		0
7050551					
Poll Place	0		0		0
Vote by Mail	0		0		0
Mail Ballot	66	29.33%	159	70.67%	225
Total	66	29.33%	159	70.67%	225
7050561					
Poll Place	0		0		0
Vote by Mail	0		0		0
Mail Ballot	37	31.36%	81	68.64%	118
Total	37	31.36%	81	68.64%	118
7050582					
Poll Place	0		0		0
Vote by Mail	0		0		0
Mail Ballot	2	15.38%	11	84.62%	13
Total	2	15.38%	11	84.62%	13

Precinct	Registered Voters
7050702	
Poll Place	236
Vote by Mail	236
Mail Ballot	236
Total	236
7050707	
Poll Place	249
Vote by Mail	249
Mail Ballot	249
Total	249
7050712	
Poll Place	0
Vote by Mail	0
Mail Ballot	0
Total	0
7050713	
Poll Place	355
Vote by Mail	355
Mail Ballot	355
Total	355
7050726	
Poll Place	298
Vote by Mail	298
Mail Ballot	298
Total	298
7050764	
Poll Place	0
Vote by Mail	0
Mail Ballot	0
Total	0

Precinct	JOEY O'CONNELL		DAVID F. MANRIQUEZ		Total Votes
7050702					
Poll Place	0		0		0
Vote by Mail	0		0		0
Mail Ballot	39	29.55%	93	70.45%	132
Total	39	29.55%	93	70.45%	132
7050707					
Poll Place	0		0		0
Vote by Mail	0		0		0
Mail Ballot	38	26.57%	105	73.43%	143
Total	38	26.57%	105	73.43%	143
7050712					
Poll Place	0		0		0
Vote by Mail	0		0		0
Mail Ballot	0		0		0
Total	0		0		0
7050713					
Poll Place	0		0		0
Vote by Mail	0		0		0
Mail Ballot	50	24.75%	152	75.25%	202
Total	50	24.75%	152	75.25%	202
7050726					
Poll Place	0		0		0
Vote by Mail	0		0		0
Mail Ballot	87	47.28%	97	52.72%	184
Total	87	47.28%	97	52.72%	184
7050764					
Poll Place	0		0		0
Vote by Mail	0		0		0
Mail Ballot	0		0		0
Total	0		0		0

Precinct	Registered Voters
7050769	
Poll Place	0
Vote by Mail	0
Mail Ballot	0
Total	0
7051233	
Poll Place	284
Vote by Mail	284
Mail Ballot	284
Total	284
7051293	
Poll Place	177
Vote by Mail	177
Mail Ballot	177
Total	177
7051294	
Poll Place	63
Vote by Mail	63
Mail Ballot	63
Total	63
7051295	
Poll Place	15
Vote by Mail	15
Mail Ballot	15
Total	15
7051297	
Poll Place	209
Vote by Mail	209
Mail Ballot	209
Total	209

Precinct	JOEY O'CONNELL		DAVID F. MANRIQUEZ		Total Votes
7050769					
Poll Place	0		0		0
Vote by Mail	0		0		0
Mail Ballot	0		0		0
Total	0		0		0
7051233					
Poll Place	0		0		0
Vote by Mail	0		0		0
Mail Ballot	57	35.40%	104	64.60%	161
Total	57	35.40%	104	64.60%	161
7051293					
Poll Place	0		0		0
Vote by Mail	0		0		0
Mail Ballot	37	36.63%	64	63.37%	101
Total	37	36.63%	64	63.37%	101
7051294					
Poll Place	0		0		0
Vote by Mail	0		0		0
Mail Ballot	4	30.77%	9	69.23%	13
Total	4	30.77%	9	69.23%	13
7051295					
Poll Place	0		0		0
Vote by Mail	0		0		0
Mail Ballot	3	37.50%	5	62.50%	8
Total	3	37.50%	5	62.50%	8
7051297					
Poll Place	0		0		0
Vote by Mail	0		0		0
Mail Ballot	56	41.48%	79	58.52%	135
Total	56	41.48%	79	58.52%	135

Precinct	Registered Voters
7051298	
Poll Place	289
Vote by Mail	289
Mail Ballot	289
Total	289
7051490	
Poll Place	7
Vote by Mail	7
Mail Ballot	7
Total	7
7051494	
Poll Place	5
Vote by Mail	5
Mail Ballot	5
Total	5
7051679	
Poll Place	71
Vote by Mail	71
Mail Ballot	71
Total	71
7051704	
Poll Place	70
Vote by Mail	70
Mail Ballot	70
Total	70
7051739	
Poll Place	178
Vote by Mail	178
Mail Ballot	178
Total	178

Precinct	JOEY O'CONNELL		DAVID F. MANRIQUEZ		Total Votes
7051298					
Poll Place	0		0		0
Vote by Mail	0		0		0
Mail Ballot	48	34.04%	93	65.96%	141
Total	48	34.04%	93	65.96%	141
7051490					
Poll Place	0		0		0
Vote by Mail	0		0		0
Mail Ballot	2	66.67%	1	33.33%	3
Total	2	66.67%	1	33.33%	3
7051494					
Poll Place	0		0		0
Vote by Mail	0		0		0
Mail Ballot	0	0.00%	3	100.00%	3
Total	0	0.00%	3	100.00%	3
7051679					
Poll Place	0		0		0
Vote by Mail	0		0		0
Mail Ballot	7	35.00%	13	65.00%	20
Total	7	35.00%	13	65.00%	20
7051704					
Poll Place	0		0		0
Vote by Mail	0		0		0
Mail Ballot	12	35.29%	22	64.71%	34
Total	12	35.29%	22	64.71%	34
7051739					
Poll Place	0		0		0
Vote by Mail	0		0		0
Mail Ballot	49	50.52%	48	49.48%	97
Total	49	50.52%	48	49.48%	97

Precinct	Registered Voters
7051779	
Poll Place	0
Vote by Mail	0
Mail Ballot	0
Total	0
7051972	
Poll Place	7
Vote by Mail	7
Mail Ballot	7
Total	7
7052272	
Poll Place	14
Vote by Mail	14
Mail Ballot	14
Total	14
7053012	
Poll Place	114
Vote by Mail	114
Mail Ballot	114
Total	114
7053449	
Poll Place	11
Vote by Mail	11
Mail Ballot	11
Total	11
7053495	
Poll Place	0
Vote by Mail	0
Mail Ballot	0
Total	0

Precinct	JOEY O'CONNELL		DAVID F. MANRIQUEZ		Total Votes
7051779					
Poll Place	0		0		0
Vote by Mail	0		0		0
Mail Ballot	0		0		0
Total	0		0		0
7051972					
Poll Place	0		0		0
Vote by Mail	0		0		0
Mail Ballot	3	75.00%	1	25.00%	4
Total	3	75.00%	1	25.00%	4
7052272					
Poll Place	0		0		0
Vote by Mail	0		0		0
Mail Ballot	2	50.00%	2	50.00%	4
Total	2	50.00%	2	50.00%	4
7053012					
Poll Place	0		0		0
Vote by Mail	0		0		0
Mail Ballot	25	40.32%	37	59.68%	62
Total	25	40.32%	37	59.68%	62
7053449					
Poll Place	0		0		0
Vote by Mail	0		0		0
Mail Ballot	6	66.67%	3	33.33%	9
Total	6	66.67%	3	33.33%	9
7053495					
Poll Place	0		0		0
Vote by Mail	0		0		0
Mail Ballot	0		0		0
Total	0		0		0

Precinct	Registered Voters
7053752	
Poll Place	10
Vote by Mail	10
Mail Ballot	10
Total	10
7053765	
Poll Place	2
Vote by Mail	2
Mail Ballot	2
Total	2
Kern County - Total	50,749
Cumulative	
Cumulative	
Poll Place	0
Vote by Mail	0
Mail Ballot	0
Total	0
Cumulative - Total	0
County - Total	50,749

Precinct	JOEY O'CONNELL		DAVID F. MANRIQUEZ		Total Votes
7053752					
Poll Place	0		0		0
Vote by Mail	0		0		0
Mail Ballot	5	71.43%	2	28.57%	7
Total	5	71.43%	2	28.57%	7
7053765					
Poll Place	0		0		0
Vote by Mail	0		0		0
Mail Ballot	1	50.00%	1	50.00%	2
Total	1	50.00%	1	50.00%	2
Kern County - Total	13,563	44.42%	16,970	55.58%	30,533
Cumulative					
Cumulative					
Poll Place	0		0		0
Vote by Mail	0		0		0
Mail Ballot	0		0		0
Total	0		0		0
Cumulative - Total	0		0		0
County - Total	13,563	44.42%	16,970	55.58%	30,533

Taft Union High School Board Member (Vote for 2)

Precinct	Registered Voters
County	
Kern County	
0041780	
Poll Place	1,346
Vote by Mail	1,346
Mail Ballot	1,346
Total	1,346
0042630	
Poll Place	647
Vote by Mail	647
Mail Ballot	647
Total	647
0043170	
Poll Place	1,402
Vote by Mail	1,402
Mail Ballot	1,402
Total	1,402
0043310	
Poll Place	724
Vote by Mail	724
Mail Ballot	724
Total	724
0043320	
Poll Place	1,647
Vote by Mail	1,647
Mail Ballot	1,647
Total	1,647

Precinct	JEREMY GEORGE HARMER		JOHN KOPP	
County				
Kern County				
0041780				
Poll Place	115	29.87%	108	28.05%
Vote by Mail	268	24.72%	347	32.01%
Mail Ballot	0		0	
Total	383	26.07%	455	30.97%
0042630				
Poll Place	36	21.95%	47	28.66%
Vote by Mail	163	27.96%	187	32.08%
Mail Ballot	0		0	
Total	199	26.64%	234	31.33%
0043170				
Poll Place	51	28.33%	50	27.78%
Vote by Mail	273	24.75%	355	32.18%
Mail Ballot	0		0	
Total	324	25.25%	405	31.57%
0043310				
Poll Place	44	29.33%	45	30.00%
Vote by Mail	148	28.41%	138	26.49%
Mail Ballot	0		0	
Total	192	28.61%	183	27.27%
0043320				
Poll Place	92	28.93%	94	29.56%
Vote by Mail	472	25.51%	582	31.46%
Mail Ballot	0		0	
Total	564	26.01%	676	31.18%

Precinct	CURTIS A. WALCHOCK		RODNEY WIKOFF		Total Votes
County					
Kern County					
0041780					
Poll Place	72	18.70%	90	23.38%	385
Vote by Mail	217	20.02%	252	23.25%	1,084
Mail Ballot	0		0		0
Total	289	19.67%	342	23.28%	1,469
0042630					
Poll Place	33	20.12%	48	29.27%	164
Vote by Mail	111	19.04%	122	20.93%	583
Mail Ballot	0		0		0
Total	144	19.28%	170	22.76%	747
0043170					
Poll Place	37	20.56%	42	23.33%	180
Vote by Mail	226	20.49%	249	22.57%	1,103
Mail Ballot	0		0		0
Total	263	20.50%	291	22.68%	1,283
0043310					
Poll Place	25	16.67%	36	24.00%	150
Vote by Mail	111	21.31%	124	23.80%	521
Mail Ballot	0		0		0
Total	136	20.27%	160	23.85%	671
0043320					
Poll Place	54	16.98%	78	24.53%	318
Vote by Mail	314	16.97%	482	26.05%	1,850
Mail Ballot	0		0		0
Total	368	16.97%	560	25.83%	2,168

Precinct	Registered Voters
0043340	
Poll Place	1,002
Vote by Mail	1,002
Mail Ballot	1,002
Total	1,002
7040141	
Poll Place	0
Vote by Mail	0
Mail Ballot	0
Total	0
7040142	
Poll Place	51
Vote by Mail	51
Mail Ballot	51
Total	51
7041139	
Poll Place	22
Vote by Mail	22
Mail Ballot	22
Total	22
7041143	
Poll Place	66
Vote by Mail	66
Mail Ballot	66
Total	66
7041149	
Poll Place	99
Vote by Mail	99
Mail Ballot	99
Total	99

Precinct	JEREMY GEORGE HARMER		JOHN KOPP	
0043340				
Poll Place	84	31.00%	68	25.09%
Vote by Mail	239	27.04%	284	32.13%
Mail Ballot	0		0	
Total	323	27.97%	352	30.48%
7040141				
Poll Place	0		0	
Vote by Mail	0		0	
Mail Ballot	0		0	
Total	0		0	
7040142				
Poll Place	0		0	
Vote by Mail	0		0	
Mail Ballot	6	15.00%	19	47.50%
Total	6	15.00%	19	47.50%
7041139				
Poll Place	0		0	
Vote by Mail	0		0	
Mail Ballot	12	46.15%	3	11.54%
Total	12	46.15%	3	11.54%
7041143				
Poll Place	0		0	
Vote by Mail	0		0	
Mail Ballot	17	21.52%	26	32.91%
Total	17	21.52%	26	32.91%
7041149				
Poll Place	0		0	
Vote by Mail	0		0	
Mail Ballot	16	20.51%	26	33.33%
Total	16	20.51%	26	33.33%

Precinct	CURTIS A. WALCHOCK		RODNEY WIKOFF		Total Votes
0043340					
Poll Place	47	17.34%	72	26.57%	271
Vote by Mail	161	18.21%	200	22.62%	884
Mail Ballot	0		0		0
Total	208	18.01%	272	23.55%	1,155
7040141					
Poll Place	0		0		0
Vote by Mail	0		0		0
Mail Ballot	0		0		0
Total	0		0		0
7040142					
Poll Place	0		0		0
Vote by Mail	0		0		0
Mail Ballot	8	20.00%	7	17.50%	40
Total	8	20.00%	7	17.50%	40
7041139					
Poll Place	0		0		0
Vote by Mail	0		0		0
Mail Ballot	3	11.54%	8	30.77%	26
Total	3	11.54%	8	30.77%	26
7041143					
Poll Place	0		0		0
Vote by Mail	0		0		0
Mail Ballot	17	21.52%	19	24.05%	79
Total	17	21.52%	19	24.05%	79
7041149					
Poll Place	0		0		0
Vote by Mail	0		0		0
Mail Ballot	17	21.79%	19	24.36%	78
Total	17	21.79%	19	24.36%	78

Precinct	Registered Voters
7041160	
Poll Place	4
Vote by Mail	4
Mail Ballot	4
Total	4
7041507	
Poll Place	0
Vote by Mail	0
Mail Ballot	0
Total	0
7041769	
Poll Place	240
Vote by Mail	240
Mail Ballot	240
Total	240
7041815	
Poll Place	0
Vote by Mail	0
Mail Ballot	0
Total	0
Kern County - Total	7,250
Cumulative	
Cumulative	
Poll Place	0
Vote by Mail	0
Mail Ballot	0
Total	0
Cumulative - Total	0
County - Total	7,250

Precinct	JEREMY GEORGE HARMER		JOHN KOPP	
7041160				
Poll Place	0		0	
Vote by Mail	0		0	
Mail Ballot	0	0.00%	4	80.00%
Total	0	0.00%	4	80.00%
7041507				
Poll Place	0		0	
Vote by Mail	0		0	
Mail Ballot	0		0	
Total	0		0	
7041769				
Poll Place	0		0	
Vote by Mail	0		0	
Mail Ballot	77	27.30%	99	35.11%
Total	77	27.30%	99	35.11%
7041815				
Poll Place	0		0	
Vote by Mail	0		0	
Mail Ballot	0		0	
Total	0		0	
Kern County - Total	2,113	26.40%	2,482	31.01%
Cumulative				
Cumulative				
Poll Place	0		0	
Vote by Mail	0		0	
Mail Ballot	0		0	
Total	0		0	
Cumulative - Total	0		0	
County - Total	2,113	26.40%	2,482	31.01%

Precinct	CURTIS A. WALCHOCK		RODNEY WIKOFF		Total Votes
7041160					
Poll Place	0		0		0
Vote by Mail	0		0		0
Mail Ballot	0	0.00%	1	20.00%	5
Total	0	0.00%	1	20.00%	5
7041507					
Poll Place	0		0		0
Vote by Mail	0		0		0
Mail Ballot	0		0		0
Total	0		0		0
7041769					
Poll Place	0		0		0
Vote by Mail	0		0		0
Mail Ballot	57	20.21%	49	17.38%	282
Total	57	20.21%	49	17.38%	282
7041815					
Poll Place	0		0		0
Vote by Mail	0		0		0
Mail Ballot	0		0		0
Total	0		0		0
Kern County - Total	1,510	18.87%	1,898	23.72%	8,003
Cumulative					
Cumulative					
Poll Place	0		0		0
Vote by Mail	0		0		0
Mail Ballot	0		0		0
Total	0		0		0
Cumulative - Total	0		0		0
County - Total	1,510	18.87%	1,898	23.72%	8,003

Wasco Union High Board Member (Vote for 2)

Precinct	Registered Voters
County	
Kern County	
0042261	
Poll Place	372
Vote by Mail	372
Mail Ballot	372
Total	372
0043510	
Poll Place	877
Vote by Mail	877
Mail Ballot	877
Total	877
0043520	
Poll Place	808
Vote by Mail	808
Mail Ballot	808
Total	808
0043540	
Poll Place	994
Vote by Mail	994
Mail Ballot	994
Total	994
0043567	
Poll Place	1,459
Vote by Mail	1,459
Mail Ballot	1,459
Total	1,459

Precinct	JOEL ACKERKNECHT		JOHN STEWARD	
County				
Kern County				
0042261				
Poll Place	11	20.75%	30	56.60%
Vote by Mail	28	11.48%	139	56.97%
Mail Ballot	0		0	
Total	39	13.13%	169	56.90%
0043510				
Poll Place	25	15.53%	85	52.80%
Vote by Mail	139	20.90%	288	43.31%
Mail Ballot	0		0	
Total	164	19.85%	373	45.16%
0043520				
Poll Place	24	27.59%	48	55.17%
Vote by Mail	93	18.02%	243	47.09%
Mail Ballot	0		0	
Total	117	19.40%	291	48.26%
0043540				
Poll Place	13	16.67%	47	60.26%
Vote by Mail	212	21.09%	440	43.78%
Mail Ballot	0		0	
Total	225	20.78%	487	44.97%
0043567				
Poll Place	27	18.37%	74	50.34%
Vote by Mail	196	19.03%	514	49.90%
Mail Ballot	0		0	
Total	223	18.95%	588	49.96%

Precinct	SHARON NICOL		Total Votes
County			
Kern County			
0042261			
Poll Place	12	22.64%	53
Vote by Mail	77	31.56%	244
Mail Ballot	0		0
Total	89	29.97%	297
0043510			
Poll Place	51	31.68%	161
Vote by Mail	238	35.79%	665
Mail Ballot	0		0
Total	289	34.99%	826
0043520			
Poll Place	15	17.24%	87
Vote by Mail	180	34.88%	516
Mail Ballot	0		0
Total	195	32.34%	603
0043540			
Poll Place	18	23.08%	78
Vote by Mail	353	35.12%	1,005
Mail Ballot	0		0
Total	371	34.26%	1,083
0043567			
Poll Place	46	31.29%	147
Vote by Mail	320	31.07%	1,030
Mail Ballot	0		0
Total	366	31.10%	1,177

Precinct	Registered Voters
0043568	
Poll Place	1,533
Vote by Mail	1,533
Mail Ballot	1,533
Total	1,533
0043570	
Poll Place	810
Vote by Mail	810
Mail Ballot	810
Total	810
0043572	
Poll Place	887
Vote by Mail	887
Mail Ballot	887
Total	887
7011200	
Poll Place	0
Vote by Mail	0
Mail Ballot	0
Total	0
7011290	
Poll Place	224
Vote by Mail	224
Mail Ballot	224
Total	224
7012277	
Poll Place	243
Vote by Mail	243
Mail Ballot	243
Total	243

Precinct	JOEL ACKERKNECHT		JOHN STEWARD	
0043568				
Poll Place	32	22.07%	77	53.10%
Vote by Mail	222	20.92%	499	47.03%
Mail Ballot	0		0	
Total	254	21.06%	576	47.76%
0043570				
Poll Place	14	15.22%	50	54.35%
Vote by Mail	135	21.63%	281	45.03%
Mail Ballot	0		0	
Total	149	20.81%	331	46.23%
0043572				
Poll Place	12	12.24%	64	65.31%
Vote by Mail	126	21.47%	289	49.23%
Mail Ballot	0		0	
Total	138	20.15%	353	51.53%
7011200				
Poll Place	0		0	
Vote by Mail	0		0	
Mail Ballot	0		0	
Total	0		0	
7011290				
Poll Place	0		0	
Vote by Mail	0		0	
Mail Ballot	75	29.76%	81	32.14%
Total	75	29.76%	81	32.14%
7012277				
Poll Place	0		0	
Vote by Mail	0		0	
Mail Ballot	104	34.78%	79	26.42%
Total	104	34.78%	79	26.42%

Precinct	SHARON NICOL		Total Votes
0043568			
Poll Place	36	24.83%	145
Vote by Mail	340	32.05%	1,061
Mail Ballot	0		0
Total	376	31.18%	1,206
0043570			
Poll Place	28	30.43%	92
Vote by Mail	208	33.33%	624
Mail Ballot	0		0
Total	236	32.96%	716
0043572			
Poll Place	22	22.45%	98
Vote by Mail	172	29.30%	587
Mail Ballot	0		0
Total	194	28.32%	685
7011200			
Poll Place	0		0
Vote by Mail	0		0
Mail Ballot	0		0
Total	0		0
7011290			
Poll Place	0		0
Vote by Mail	0		0
Mail Ballot	96	38.10%	252
Total	96	38.10%	252
7012277			
Poll Place	0		0
Vote by Mail	0		0
Mail Ballot	116	38.80%	299
Total	116	38.80%	299

Precinct	Registered Voters
7013569	
Poll Place	0
Vote by Mail	0
Mail Ballot	0
Total	0
7040140	
Poll Place	34
Vote by Mail	34
Mail Ballot	34
Total	34
7041930	
Poll Place	50
Vote by Mail	50
Mail Ballot	50
Total	50
7042265	
Poll Place	35
Vote by Mail	35
Mail Ballot	35
Total	35
7043561	
Poll Place	227
Vote by Mail	227
Mail Ballot	227
Total	227
7043576	
Poll Place	0
Vote by Mail	0
Mail Ballot	0
Total	0
Kern County - Total	8,553

Precinct	JOEL ACKERKNECHT		JOHN STEWARD	
7013569				
Poll Place	0		0	
Vote by Mail	0		0	
Mail Ballot	0		0	
Total	0		0	
7040140				
Poll Place	0		0	
Vote by Mail	0		0	
Mail Ballot	4	18.18%	8	36.36%
Total	4	18.18%	8	36.36%
7041930				
Poll Place	0		0	
Vote by Mail	0		0	
Mail Ballot	18	31.03%	15	25.86%
Total	18	31.03%	15	25.86%
7042265				
Poll Place	0		0	
Vote by Mail	0		0	
Mail Ballot	2	5.88%	21	61.76%
Total	2	5.88%	21	61.76%
7043561				
Poll Place	0		0	
Vote by Mail	0		0	
Mail Ballot	31	17.42%	95	53.37%
Total	31	17.42%	95	53.37%
7043576				
Poll Place	0		0	
Vote by Mail	0		0	
Mail Ballot	0		0	
Total	0		0	
Kern County - Total	1,543	20.75%	3,467	46.62%

Precinct	SHARON NICOL		Total Votes
7013569			
Poll Place	0		0
Vote by Mail	0		0
Mail Ballot	0		0
Total	0		0
7040140			
Poll Place	0		0
Vote by Mail	0		0
Mail Ballot	10	45.45%	22
Total	10	45.45%	22
7041930			
Poll Place	0		0
Vote by Mail	0		0
Mail Ballot	25	43.10%	58
Total	25	43.10%	58
7042265			
Poll Place	0		0
Vote by Mail	0		0
Mail Ballot	11	32.35%	34
Total	11	32.35%	34
7043561			
Poll Place	0		0
Vote by Mail	0		0
Mail Ballot	52	29.21%	178
Total	52	29.21%	178
7043576			
Poll Place	0		0
Vote by Mail	0		0
Mail Ballot	0		0
Total	0		0
Kern County - Total	2,426	32.63%	7,436

Precinct	Registered Voters
Cumulative	
Cumulative	
Poll Place	0
Vote by Mail	0
Mail Ballot	0
Total	0
Cumulative - Total	0
County - Total	8,553

Precinct	JOEL ACKERKNECHT		JOHN STEWARD	
Cumulative				
Cumulative				
Poll Place	0		0	
Vote by Mail	0		0	
Mail Ballot	0		0	
Total	0		0	
Cumulative - Total	0		0	
County - Total	1,543	20.75%	3,467	46.62%

Precinct	SHARON NICOL		Total Votes
Cumulative			
Cumulative			
Poll Place	0		0
Vote by Mail	0		0
Mail Ballot	0		0
Total	0		0
Cumulative - Total	0		0
County - Total	2,426	32.63%	7,436

Maricopa Unified School Board Member (Vote for 2)

Precinct	Registered Voters
County	
Kern County	
0042390	
Poll Place	485
Vote by Mail	485
Mail Ballot	485
Total	485
7040144	
Poll Place	56
Vote by Mail	56
Mail Ballot	56
Total	56
7041495	
Poll Place	216
Vote by Mail	216
Mail Ballot	216
Total	216
7041665	
Poll Place	76
Vote by Mail	76
Mail Ballot	76
Total	76
Kern County - Total	833
Cumulative	
Cumulative	
Poll Place	0
Vote by Mail	0
Mail Ballot	0
Total	0
Cumulative - Total	0
County - Total	833

1547 of 3301

Precinct	JANETTE RENE ADAMO		BREANN HEMANN	
County				
Kern County				
0042390				
Poll Place	41	35.34%	43	37.07%
Vote by Mail	191	45.05%	112	26.42%
Mail Ballot	0		0	
Total	232	42.96%	155	28.70%
7040144				
Poll Place	0		0	
Vote by Mail	0		0	
Mail Ballot	24	48.00%	15	30.00%
Total	24	48.00%	15	30.00%
7041495				
Poll Place	0		0	
Vote by Mail	0		0	
Mail Ballot	67	36.02%	71	38.17%
Total	67	36.02%	71	38.17%
7041665				
Poll Place	0		0	
Vote by Mail	0		0	
Mail Ballot	40	41.24%	31	31.96%
Total	40	41.24%	31	31.96%
Kern County - Total	363	41.58%	272	31.16%
Cumulative				
Cumulative				
Poll Place	0		0	
Vote by Mail	0		0	
Mail Ballot	0		0	
Total	0		0	
Cumulative - Total	0		0	
County - Total	363	41.58%	272	31.16%

Precinct	ALBERT CRANFORD		Total Votes
County			
Kern County			
0042390			
Poll Place	32	27.59%	116
Vote by Mail	121	28.54%	424
Mail Ballot	0		0
Total	153	28.33%	540
7040144			
Poll Place	0		0
Vote by Mail	0		0
Mail Ballot	11	22.00%	50
Total	11	22.00%	50
7041495			
Poll Place	0		0
Vote by Mail	0		0
Mail Ballot	48	25.81%	186
Total	48	25.81%	186
7041665			
Poll Place	0		0
Vote by Mail	0		0
Mail Ballot	26	26.80%	97
Total	26	26.80%	97
Kern County - Total	238	27.26%	873
Cumulative			
Cumulative			
Poll Place	0		0
Vote by Mail	0		0
Mail Ballot	0		0
Total	0		0
Cumulative - Total	0		0
County - Total	238	27.26%	873

McFarland Unified Board Member (Vote for 3)

Precinct	Registered Voters
County	
Kern County	
0012591	
Poll Place	1,253
Vote by Mail	1,253
Mail Ballot	1,253
Total	1,253
0012592	
Poll Place	1,136
Vote by Mail	1,136
Mail Ballot	1,136
Total	1,136
0012593	
Poll Place	1,820
Vote by Mail	1,820
Mail Ballot	1,820
Total	1,820
7010090	
Poll Place	205
Vote by Mail	205
Mail Ballot	205
Total	205
7011627	
Poll Place	0
Vote by Mail	0
Mail Ballot	0
Total	0

Precinct	L. ANGEL TURRUBIATES		ELISEO GARZA	
County				
Kern County				
0012591				
Poll Place	49	16.50%	68	22.90%
Vote by Mail	232	20.32%	240	21.02%
Mail Ballot	0		0	
Total	281	19.53%	308	21.40%
0012592				
Poll Place	34	19.54%	37	21.26%
Vote by Mail	243	20.02%	264	21.75%
Mail Ballot	0		0	
Total	277	19.96%	301	21.69%
0012593				
Poll Place	58	15.80%	93	25.34%
Vote by Mail	375	19.31%	468	24.10%
Mail Ballot	0		0	
Total	433	18.75%	561	24.30%
7010090				
Poll Place	0		0	
Vote by Mail	0		0	
Mail Ballot	76	25.85%	64	21.77%
Total	76	25.85%	64	21.77%
7011627				
Poll Place	0		0	
Vote by Mail	0		0	
Mail Ballot	0		0	
Total	0		0	

Precinct	ISAAC A. GARZA		TIM GONZALES		DAVID G. DIAZ		Total Votes
County							
Kern County							
0012591							
Poll Place	59	19.87%	51	17.17%	70	23.57%	297
Vote by Mail	218	19.09%	247	21.63%	205	17.95%	1,142
Mail Ballot	0		0		0		0
Total	277	19.25%	298	20.71%	275	19.11%	1,439
0012592							
Poll Place	29	16.67%	27	15.52%	47	27.01%	174
Vote by Mail	228	18.78%	234	19.28%	245	20.18%	1,214
Mail Ballot	0		0		0		0
Total	257	18.52%	261	18.80%	292	21.04%	1,388
0012593							
Poll Place	72	19.62%	65	17.71%	79	21.53%	367
Vote by Mail	360	18.54%	405	20.85%	334	17.20%	1,942
Mail Ballot	0		0		0		0
Total	432	18.71%	470	20.36%	413	17.89%	2,309
7010090							
Poll Place	0		0		0		0
Vote by Mail	0		0		0		0
Mail Ballot	43	14.63%	38	12.93%	73	24.83%	294
Total	43	14.63%	38	12.93%	73	24.83%	294
7011627							
Poll Place	0		0		0		0
Vote by Mail	0		0		0		0
Mail Ballot	0		0		0		0
Total	0		0		0		0

Precinct	Registered Voters
7011703	
Poll Place	96
Vote by Mail	96
Mail Ballot	96
Total	96
7011760	
Poll Place	0
Vote by Mail	0
Mail Ballot	0
Total	0
7011880	
Poll Place	0
Vote by Mail	0
Mail Ballot	0
Total	0
7012056	
Poll Place	45
Vote by Mail	45
Mail Ballot	45
Total	45
Kern County - Total	4,555
Cumulative	
Cumulative	
Poll Place	0
Vote by Mail	0
Mail Ballot	0
Total	0
Cumulative - Total	0
County - Total	4,555

Precinct	L. ANGEL TURRUBIATES		ELISEO GARZA	
7011703				
Poll Place	0		0	
Vote by Mail	0		0	
Mail Ballot	21	20.19%	19	18.27%
Total	21	20.19%	19	18.27%
7011760				
Poll Place	0		0	
Vote by Mail	0		0	
Mail Ballot	0		0	
Total	0		0	
7011880				
Poll Place	0		0	
Vote by Mail	0		0	
Mail Ballot	0		0	
Total	0		0	
7012056				
Poll Place	0		0	
Vote by Mail	0		0	
Mail Ballot	10	16.39%	17	27.87%
Total	10	16.39%	17	27.87%
Kern County - Total	1,098	19.62%	1,270	22.70%
Cumulative				
Cumulative				
Poll Place	0		0	
Vote by Mail	0		0	
Mail Ballot	0		0	
Total	0		0	
Cumulative - Total	0		0	
County - Total	1,098	19.62%	1,270	22.70%

Precinct	ISAAC A. GARZA		TIM GONZALES		DAVID G. DIAZ		Total Votes
7011703							
Poll Place	0		0		0		0
Vote by Mail	0		0		0		0
Mail Ballot	18	17.31%	20	19.23%	26	25.00%	104
Total	18	17.31%	20	19.23%	26	25.00%	104
7011760							
Poll Place	0		0		0		0
Vote by Mail	0		0		0		0
Mail Ballot	0		0		0		0
Total	0		0		0		0
7011880							
Poll Place	0		0		0		0
Vote by Mail	0		0		0		0
Mail Ballot	0		0		0		0
Total	0		0		0		0
7012056							
Poll Place	0		0		0		0
Vote by Mail	0		0		0		0
Mail Ballot	5	8.20%	6	9.84%	23	37.70%	61
Total	5	8.20%	6	9.84%	23	37.70%	61
Kern County - Total	1,032	18.45%	1,093	19.54%	1,102	19.70%	5,595
Cumulative							
Cumulative							
Poll Place	0		0		0		0
Vote by Mail	0		0		0		0
Mail Ballot	0		0		0		0
Total	0		0		0		0
Cumulative - Total	0		0		0		0
County - Total	1,032	18.45%	1,093	19.54%	1,102	19.70%	5,595

Mojave Unified School Board Member (Vote for 2)

Precinct	Registered Voters
County	
Kern County	
0021275	
Poll Place	1,627
Vote by Mail	1,627
Mail Ballot	1,627
Total	1,627
0021280	
Poll Place	920
Vote by Mail	920
Mail Ballot	920
Total	920
0021281	
Poll Place	1,139
Vote by Mail	1,139
Mail Ballot	1,139
Total	1,139
0021282	
Poll Place	1,118
Vote by Mail	1,118
Mail Ballot	1,118
Total	1,118
0021283	
Poll Place	1,561
Vote by Mail	1,561
Mail Ballot	1,561
Total	1,561

Precinct	LARRY M. ADAMS		TONJA "TONI" EVANS	
County				
Kern County				
0021275				
Poll Place	58	27.10%	23	10.75%
Vote by Mail	368	26.44%	239	17.17%
Mail Ballot	0		0	
Total	426	26.53%	262	16.31%
0021280				
Poll Place	46	26.74%	24	13.95%
Vote by Mail	217	28.97%	133	17.76%
Mail Ballot	0		0	
Total	263	28.56%	157	17.05%
0021281				
Poll Place	62	29.52%	26	12.38%
Vote by Mail	316	28.86%	184	16.80%
Mail Ballot	0		0	
Total	378	28.97%	210	16.09%
0021282				
Poll Place	74	32.46%	36	15.79%
Vote by Mail	286	29.48%	154	15.88%
Mail Ballot	0		0	
Total	360	30.05%	190	15.86%
0021283				
Poll Place	82	27.24%	54	17.94%
Vote by Mail	362	26.14%	246	17.76%
Mail Ballot	0		0	
Total	444	26.33%	300	17.79%

Precinct	BRANDON A. TATE		REUBEN A. GARCIA		CAROLINDA MARIE FLEMING		Total Votes
County							
Kern County							
0021275							
Poll Place	52	24.30%	35	16.36%	46	21.50%	214
Vote by Mail	339	24.35%	190	13.65%	256	18.39%	1,392
Mail Ballot	0		0		0		0
Total	391	24.35%	225	14.01%	302	18.80%	1,606
0021280							
Poll Place	34	19.77%	28	16.28%	40	23.26%	172
Vote by Mail	145	19.36%	111	14.82%	143	19.09%	749
Mail Ballot	0		0		0		0
Total	179	19.44%	139	15.09%	183	19.87%	921
0021281							
Poll Place	54	25.71%	25	11.90%	43	20.48%	210
Vote by Mail	242	22.10%	154	14.06%	199	18.17%	1,095
Mail Ballot	0		0		0		0
Total	296	22.68%	179	13.72%	242	18.54%	1,305
0021282							
Poll Place	51	22.37%	32	14.04%	35	15.35%	228
Vote by Mail	185	19.07%	147	15.15%	198	20.41%	970
Mail Ballot	0		0		0		0
Total	236	19.70%	179	14.94%	233	19.45%	1,198
0021283							
Poll Place	76	25.25%	36	11.96%	53	17.61%	301
Vote by Mail	307	22.17%	189	13.65%	281	20.29%	1,385
Mail Ballot	0		0		0		0
Total	383	22.72%	225	13.35%	334	19.81%	1,686

Precinct	Registered Voters
0022450	
Poll Place	1,586
Vote by Mail	1,586
Mail Ballot	1,586
Total	1,586
7010010	
Poll Place	2
Vote by Mail	2
Mail Ballot	2
Total	2
7020014	
Poll Place	97
Vote by Mail	97
Mail Ballot	97
Total	97
7020143	
Poll Place	1
Vote by Mail	1
Mail Ballot	1
Total	1
7021257	
Poll Place	42
Vote by Mail	42
Mail Ballot	42
Total	42
7021279	
Poll Place	50
Vote by Mail	50
Mail Ballot	50
Total	50

Precinct	LARRY M. ADAMS		TONJA "TONI" EVANS	
0022450				
Poll Place	71	24.57%	44	15.22%
Vote by Mail	248	21.91%	211	18.64%
Mail Ballot	0		0	
Total	319	22.45%	255	17.95%
7010010				
Poll Place	0		0	
Vote by Mail	0		0	
Mail Ballot	1	33.33%	0	0.00%
Total	1	33.33%	0	0.00%
7020014				
Poll Place	0		0	
Vote by Mail	0		0	
Mail Ballot	34	30.36%	22	19.64%
Total	34	30.36%	22	19.64%
7020143				
Poll Place	0		0	
Vote by Mail	0		0	
Mail Ballot	0		0	
Total	0		0	
7021257				
Poll Place	0		0	
Vote by Mail	0		0	
Mail Ballot	9	25.71%	6	17.14%
Total	9	25.71%	6	17.14%
7021279				
Poll Place	0		0	
Vote by Mail	0		0	
Mail Ballot	13	25.49%	11	21.57%
Total	13	25.49%	11	21.57%

Precinct	BRANDON A. TATE		REUBEN A. GARCIA		CAROLINDA MARIE FLEMING		Total Votes
0022450							
Poll Place	81	28.03%	53	18.34%	40	13.84%	289
Vote by Mail	254	22.44%	218	19.26%	201	17.76%	1,132
Mail Ballot	0		0		0		0
Total	335	23.57%	271	19.07%	241	16.96%	1,421
7010010							
Poll Place	0		0		0		0
Vote by Mail	0		0		0		0
Mail Ballot	1	33.33%	0	0.00%	1	33.33%	3
Total	1	33.33%	0	0.00%	1	33.33%	3
7020014							
Poll Place	0		0		0		0
Vote by Mail	0		0		0		0
Mail Ballot	31	27.68%	12	10.71%	13	11.61%	112
Total	31	27.68%	12	10.71%	13	11.61%	112
7020143							
Poll Place	0		0		0		0
Vote by Mail	0		0		0		0
Mail Ballot	0		0		0		0
Total	0		0		0		0
7021257							
Poll Place	0		0		0		0
Vote by Mail	0		0		0		0
Mail Ballot	7	20.00%	11	31.43%	2	5.71%	35
Total	7	20.00%	11	31.43%	2	5.71%	35
7021279							
Poll Place	0		0		0		0
Vote by Mail	0		0		0		0
Mail Ballot	10	19.61%	10	19.61%	7	13.73%	51
Total	10	19.61%	10	19.61%	7	13.73%	51

Precinct	Registered Voters
7021304	
Poll Place	114
Vote by Mail	114
Mail Ballot	114
Total	114
7022454	
Poll Place	247
Vote by Mail	247
Mail Ballot	247
Total	247
7022456	
Poll Place	2
Vote by Mail	2
Mail Ballot	2
Total	2
7022473	
Poll Place	1
Vote by Mail	1
Mail Ballot	1
Total	1
Kern County - Total	8,507
Cumulative	
Cumulative	
Poll Place	0
Vote by Mail	0
Mail Ballot	0
Total	0
Cumulative - Total	0
County - Total	8,507

Precinct	LARRY M. ADAMS		TONJA "TONI" EVANS	
7021304				
Poll Place	0		0	
Vote by Mail	0		0	
Mail Ballot	39	38.24%	21	20.59%
Total	39	38.24%	21	20.59%
7022454				
Poll Place	0		0	
Vote by Mail	0		0	
Mail Ballot	46	21.80%	39	18.48%
Total	46	21.80%	39	18.48%
7022456				
Poll Place	0		0	
Vote by Mail	0		0	
Mail Ballot	0	0.00%	0	0.00%
Total	0	0.00%	0	0.00%
7022473				
Poll Place	0		0	
Vote by Mail	0		0	
Mail Ballot	0	0.00%	0	0.00%
Total	0	0.00%	0	0.00%
Kern County - Total	2,332	26.94%	1,473	17.02%
Cumulative				
Cumulative				
Poll Place	0		0	
Vote by Mail	0		0	
Mail Ballot	0		0	
Total	0		0	
Cumulative - Total	0		0	
County - Total	2,332	26.94%	1,473	17.02%

Precinct	BRANDON A. TATE		REUBEN A. GARCIA		CAROLINDA MARIE FLEMING		Total Votes
7021304							
Poll Place	0		0		0		0
Vote by Mail	0		0		0		0
Mail Ballot	15	14.71%	10	9.80%	17	16.67%	102
Total	15	14.71%	10	9.80%	17	16.67%	102
7022454							
Poll Place	0		0		0		0
Vote by Mail	0		0		0		0
Mail Ballot	45	21.33%	49	23.22%	32	15.17%	211
Total	45	21.33%	49	23.22%	32	15.17%	211
7022456							
Poll Place	0		0		0		0
Vote by Mail	0		0		0		0
Mail Ballot	2	66.67%	0	0.00%	1	33.33%	3
Total	2	66.67%	0	0.00%	1	33.33%	3
7022473							
Poll Place	0		0		0		0
Vote by Mail	0		0		0		0
Mail Ballot	0	0.00%	1	100.00%	0	0.00%	1
Total	0	0.00%	1	100.00%	0	0.00%	1
Kern County - Total	1,931	22.31%	1,311	15.15%	1,608	18.58%	8,655
Cumulative							
Cumulative							
Poll Place	0		0		0		0
Vote by Mail	0		0		0		0
Mail Ballot	0		0		0		0
Total	0		0		0		0
Cumulative - Total	0		0		0		0
County - Total	1,931	22.31%	1,311	15.15%	1,608	18.58%	8,655

Sierra Sands Unified Board Member - Full Term (Vote for 2)

Precinct	Registered Voters
County	
Kern County	
0011990	
Poll Place	836
Vote by Mail	836
Mail Ballot	836
Total	836
0011991	
Poll Place	876
Vote by Mail	876
Mail Ballot	876
Total	876
0012921	
Poll Place	1,809
Vote by Mail	1,809
Mail Ballot	1,809
Total	1,809
0012922	
Poll Place	863
Vote by Mail	863
Mail Ballot	863
Total	863
0012923	
Poll Place	933
Vote by Mail	933
Mail Ballot	933
Total	933

Precinct	DARRELL E. EDDINS SR		MICHAEL SCOTT	
County				
Kern County				
0011990				
Poll Place	84	35.44%	77	32.49%
Vote by Mail	199	30.95%	233	36.24%
Mail Ballot	0		0	
Total	283	32.16%	310	35.23%
0011991				
Poll Place	87	31.29%	103	37.05%
Vote by Mail	171	27.10%	247	39.14%
Mail Ballot	0		0	
Total	258	28.38%	350	38.50%
0012921				
Poll Place	82	33.06%	94	37.90%
Vote by Mail	510	29.26%	687	39.41%
Mail Ballot	0		0	
Total	592	29.73%	781	39.23%
0012922				
Poll Place	45	35.71%	41	32.54%
Vote by Mail	240	25.89%	368	39.70%
Mail Ballot	0		0	
Total	285	27.07%	409	38.84%
0012923				
Poll Place	33	25.58%	51	39.53%
Vote by Mail	257	30.60%	307	36.55%
Mail Ballot	0		0	
Total	290	29.93%	358	36.95%

Precinct	BILL FARRIS		Total Votes
County			
Kern County			
0011990			
Poll Place	76	32.07%	237
Vote by Mail	211	32.81%	643
Mail Ballot	0		0
Total	287	32.61%	880
0011991			
Poll Place	88	31.65%	278
Vote by Mail	213	33.76%	631
Mail Ballot	0		0
Total	301	33.11%	909
0012921			
Poll Place	72	29.03%	248
Vote by Mail	546	31.33%	1,743
Mail Ballot	0		0
Total	618	31.04%	1,991
0012922			
Poll Place	40	31.75%	126
Vote by Mail	319	34.41%	927
Mail Ballot	0		0
Total	359	34.09%	1,053
0012923			
Poll Place	45	34.88%	129
Vote by Mail	276	32.86%	840
Mail Ballot	0		0
Total	321	33.13%	969

Precinct	Registered Voters
0012924	
Poll Place	1,620
Vote by Mail	1,620
Mail Ballot	1,620
Total	1,620
0012925	
Poll Place	1,566
Vote by Mail	1,566
Mail Ballot	1,566
Total	1,566
0012927	
Poll Place	1,087
Vote by Mail	1,087
Mail Ballot	1,087
Total	1,087
0012928	
Poll Place	1,816
Vote by Mail	1,816
Mail Ballot	1,816
Total	1,816
0012929	
Poll Place	1,479
Vote by Mail	1,479
Mail Ballot	1,479
Total	1,479
0012933	
Poll Place	1,583
Vote by Mail	1,583
Mail Ballot	1,583
Total	1,583

Precinct	DARRELL E. EDDINS SR		MICHAEL SCOTT	
0012924				
Poll Place	73	32.88%	76	34.23%
Vote by Mail	480	27.96%	694	40.42%
Mail Ballot	0		0	
Total	553	28.52%	770	39.71%
0012925				
Poll Place	64	26.67%	89	37.08%
Vote by Mail	440	32.12%	531	38.76%
Mail Ballot	0		0	
Total	504	31.30%	620	38.51%
0012927				
Poll Place	56	26.67%	84	40.00%
Vote by Mail	338	32.72%	395	38.24%
Mail Ballot	0		0	
Total	394	31.70%	479	38.54%
0012928				
Poll Place	80	35.09%	86	37.72%
Vote by Mail	490	28.26%	682	39.33%
Mail Ballot	0		0	
Total	570	29.05%	768	39.14%
0012929				
Poll Place	73	30.67%	88	36.97%
Vote by Mail	429	28.21%	598	39.32%
Mail Ballot	0		0	
Total	502	28.54%	686	39.00%
0012933				
Poll Place	78	31.97%	106	43.44%
Vote by Mail	478	27.22%	703	40.03%
Mail Ballot	0		0	
Total	556	27.80%	809	40.45%

Precinct	BILL FARRIS		Total Votes
0012924			
Poll Place	73	32.88%	222
Vote by Mail	543	31.62%	1,717
Mail Ballot	0		0
Total	616	31.77%	1,939
0012925			
Poll Place	87	36.25%	240
Vote by Mail	399	29.12%	1,370
Mail Ballot	0		0
Total	486	30.19%	1,610
0012927			
Poll Place	70	33.33%	210
Vote by Mail	300	29.04%	1,033
Mail Ballot	0		0
Total	370	29.77%	1,243
0012928			
Poll Place	62	27.19%	228
Vote by Mail	562	32.41%	1,734
Mail Ballot	0		0
Total	624	31.80%	1,962
0012929			
Poll Place	77	32.35%	238
Vote by Mail	494	32.48%	1,521
Mail Ballot	0		0
Total	571	32.46%	1,759
0012933			
Poll Place	60	24.59%	244
Vote by Mail	575	32.74%	1,756
Mail Ballot	0		0
Total	635	31.75%	2,000

Precinct	Registered Voters
0012934	
Poll Place	889
Vote by Mail	889
Mail Ballot	889
Total	889
0012935	
Poll Place	1,111
Vote by Mail	1,111
Mail Ballot	1,111
Total	1,111
0012941	
Poll Place	1,522
Vote by Mail	1,522
Mail Ballot	1,522
Total	1,522
0013070	
Poll Place	937
Vote by Mail	937
Mail Ballot	937
Total	937
0013072	
Poll Place	742
Vote by Mail	742
Mail Ballot	742
Total	742
0013076	
Poll Place	478
Vote by Mail	478
Mail Ballot	478
Total	478

Precinct	DARRELL E. EDDINS SR		MICHAEL SCOTT	
0012934				
Poll Place	50	28.41%	73	41.48%
Vote by Mail	247	32.46%	285	37.45%
Mail Ballot	0		0	
Total	297	31.70%	358	38.21%
0012935				
Poll Place	42	33.07%	45	35.43%
Vote by Mail	345	28.40%	485	39.92%
Mail Ballot	0		0	
Total	387	28.84%	530	39.49%
0012941				
Poll Place	54	32.73%	64	38.79%
Vote by Mail	496	32.15%	605	39.21%
Mail Ballot	0		0	
Total	550	32.20%	669	39.17%
0013070				
Poll Place	25	26.32%	39	41.05%
Vote by Mail	299	27.23%	455	41.44%
Mail Ballot	0		0	
Total	324	27.16%	494	41.41%
0013072				
Poll Place	30	31.25%	38	39.58%
Vote by Mail	220	26.22%	316	37.66%
Mail Ballot	0		0	
Total	250	26.74%	354	37.86%
0013076				
Poll Place	31	30.39%	37	36.27%
Vote by Mail	139	30.35%	159	34.72%
Mail Ballot	0		0	
Total	170	30.36%	196	35.00%

Precinct	BILL FARRIS		Total Votes
0012934			
Poll Place	53	30.11%	176
Vote by Mail	229	30.09%	761
Mail Ballot	0		0
Total	282	30.10%	937
0012935			
Poll Place	40	31.50%	127
Vote by Mail	385	31.69%	1,215
Mail Ballot	0		0
Total	425	31.67%	1,342
0012941			
Poll Place	47	28.48%	165
Vote by Mail	442	28.65%	1,543
Mail Ballot	0		0
Total	489	28.63%	1,708
0013070			
Poll Place	31	32.63%	95
Vote by Mail	344	31.33%	1,098
Mail Ballot	0		0
Total	375	31.43%	1,193
0013072			
Poll Place	28	29.17%	96
Vote by Mail	303	36.11%	839
Mail Ballot	0		0
Total	331	35.40%	935
0013076			
Poll Place	34	33.33%	102
Vote by Mail	160	34.93%	458
Mail Ballot	0		0
Total	194	34.64%	560

Precinct	Registered Voters
0013078	
Poll Place	760
Vote by Mail	760
Mail Ballot	760
Total	760
7011391	
Poll Place	26
Vote by Mail	26
Mail Ballot	26
Total	26
7011835	
Poll Place	0
Vote by Mail	0
Mail Ballot	0
Total	0
7011870	
Poll Place	11
Vote by Mail	11
Mail Ballot	11
Total	11
7012856	
Poll Place	125
Vote by Mail	125
Mail Ballot	125
Total	125
7012937	
Poll Place	101
Vote by Mail	101
Mail Ballot	101
Total	101

Precinct	DARRELL E. EDDINS SR		MICHAEL SCOTT	
0013078				
Poll Place	70	31.67%	94	42.53%
Vote by Mail	167	28.16%	237	39.97%
Mail Ballot	0		0	
Total	237	29.12%	331	40.66%
7011391				
Poll Place	0		0	
Vote by Mail	0		0	
Mail Ballot	7	26.92%	11	42.31%
Total	7	26.92%	11	42.31%
7011835				
Poll Place	0		0	
Vote by Mail	0		0	
Mail Ballot	0		0	
Total	0		0	
7011870				
Poll Place	0		0	
Vote by Mail	0		0	
Mail Ballot	5	41.67%	5	41.67%
Total	5	41.67%	5	41.67%
7012856				
Poll Place	0		0	
Vote by Mail	0		0	
Mail Ballot	27	18.75%	64	44.44%
Total	27	18.75%	64	44.44%
7012937				
Poll Place	0		0	
Vote by Mail	0		0	
Mail Ballot	24	33.33%	35	48.61%
Total	24	33.33%	35	48.61%

Precinct	BILL FARRIS		Total Votes
0013078			
Poll Place	57	25.79%	221
Vote by Mail	189	31.87%	593
Mail Ballot	0		0
Total	246	30.22%	814
7011391			
Poll Place	0		0
Vote by Mail	0		0
Mail Ballot	8	30.77%	26
Total	8	30.77%	26
7011835			
Poll Place	0		0
Vote by Mail	0		0
Mail Ballot	0		0
Total	0		0
7011870			
Poll Place	0		0
Vote by Mail	0		0
Mail Ballot	2	16.67%	12
Total	2	16.67%	12
7012856			
Poll Place	0		0
Vote by Mail	0		0
Mail Ballot	53	36.81%	144
Total	53	36.81%	144
7012937			
Poll Place	0		0
Vote by Mail	0		0
Mail Ballot	13	18.06%	72
Total	13	18.06%	72

Precinct	Registered Voters
7021230	
Poll Place	0
Vote by Mail	0
Mail Ballot	0
Total	0
7021276	
Poll Place	0
Vote by Mail	0
Mail Ballot	0
Total	0
7021493	
Poll Place	0
Vote by Mail	0
Mail Ballot	0
Total	0
7021494	
Poll Place	0
Vote by Mail	0
Mail Ballot	0
Total	0
Kern County - Total	21,170
Cumulative	
Cumulative	
Poll Place	0
Vote by Mail	0
Mail Ballot	0
Total	0
Cumulative - Total	0
County - Total	21,170

Precinct	DARRELL E. EDDINS SR		MICHAEL SCOTT	
7021230				
Poll Place	0		0	
Vote by Mail	0		0	
Mail Ballot	0		0	
Total	0		0	
7021276				
Poll Place	0		0	
Vote by Mail	0		0	
Mail Ballot	0		0	
Total	0		0	
7021493				
Poll Place	0		0	
Vote by Mail	0		0	
Mail Ballot	0		0	
Total	0		0	
7021494				
Poll Place	0		0	
Vote by Mail	0		0	
Mail Ballot	0		0	
Total	0		0	
Kern County - Total	7,065	29.37%	9,387	39.02%
Cumulative				
Cumulative				
Poll Place	0		0	
Vote by Mail	0		0	
Mail Ballot	0		0	
Total	0		0	
Cumulative - Total	0		0	
County - Total	7,065	29.37%	9,387	39.02%

Precinct	BILL FARRIS		Total Votes
7021230			
Poll Place	0		0
Vote by Mail	0		0
Mail Ballot	0		0
Total	0		0
7021276			
Poll Place	0		0
Vote by Mail	0		0
Mail Ballot	0		0
Total	0		0
7021493			
Poll Place	0		0
Vote by Mail	0		0
Mail Ballot	0		0
Total	0		0
7021494			
Poll Place	0		0
Vote by Mail	0		0
Mail Ballot	0		0
Total	0		0
Kern County - Total	7,606	31.62%	24,058
Cumulative			
Cumulative			
Poll Place	0		0
Vote by Mail	0		0
Mail Ballot	0		0
Total	0		0
Cumulative - Total	0		0
County - Total	7,606	31.62%	24,058

Southern Kern Unified Board Member-Full Term (Vote for 2)

Precinct	Registered Voters
County	
Kern County	
0023020	
Poll Place	1,053
Vote by Mail	1,053
Mail Ballot	1,053
Total	1,053
0023021	
Poll Place	1,557
Vote by Mail	1,557
Mail Ballot	1,557
Total	1,557
0023023	
Poll Place	1,235
Vote by Mail	1,235
Mail Ballot	1,235
Total	1,235
0023025	
Poll Place	1,159
Vote by Mail	1,159
Mail Ballot	1,159
Total	1,159
0023030	
Poll Place	1,411
Vote by Mail	1,411
Mail Ballot	1,411
Total	1,411

Precinct	DEWINE L. MOORE JR		ROBERT VINCELETTE	
County				
Kern County				
0023020				
Poll Place	51	35.92%	59	41.55%
Vote by Mail	239	29.84%	330	41.20%
Mail Ballot	0		0	
Total	290	30.75%	389	41.25%
0023021				
Poll Place	64	28.32%	106	46.90%
Vote by Mail	295	28.50%	443	42.80%
Mail Ballot	0		0	
Total	359	28.47%	549	43.54%
0023023				
Poll Place	47	32.64%	61	42.36%
Vote by Mail	288	28.29%	444	43.61%
Mail Ballot	0		0	
Total	335	28.83%	505	43.46%
0023025				
Poll Place	58	27.10%	84	39.25%
Vote by Mail	269	28.29%	424	44.58%
Mail Ballot	0		0	
Total	327	28.07%	508	43.61%
0023030				
Poll Place	75	33.94%	101	45.70%
Vote by Mail	285	32.99%	351	40.63%
Mail Ballot	0		0	
Total	360	33.18%	452	41.66%

Precinct	CAROL ROBINSON		Total Votes
County			
Kern County			
0023020			
Poll Place	32	22.54%	142
Vote by Mail	232	28.96%	801
Mail Ballot	0		0
Total	264	28.00%	943
0023021			
Poll Place	56	24.78%	226
Vote by Mail	297	28.70%	1,035
Mail Ballot	0		0
Total	353	27.99%	1,261
0023023			
Poll Place	36	25.00%	144
Vote by Mail	286	28.09%	1,018
Mail Ballot	0		0
Total	322	27.71%	1,162
0023025			
Poll Place	72	33.64%	214
Vote by Mail	258	27.13%	951
Mail Ballot	0		0
Total	330	28.33%	1,165
0023030			
Poll Place	45	20.36%	221
Vote by Mail	228	26.39%	864
Mail Ballot	0		0
Total	273	25.16%	1,085

Precinct	Registered Voters
0023031	
Poll Place	918
Vote by Mail	918
Mail Ballot	918
Total	918
0023035	
Poll Place	1,205
Vote by Mail	1,205
Mail Ballot	1,205
Total	1,205
0023450	
Poll Place	933
Vote by Mail	933
Mail Ballot	933
Total	933
0023451	
Poll Place	380
Vote by Mail	380
Mail Ballot	380
Total	380
0023452	
Poll Place	854
Vote by Mail	854
Mail Ballot	854
Total	854
7021261	
Poll Place	64
Vote by Mail	64
Mail Ballot	64
Total	64

Precinct	DEWINE L. MOORE JR		ROBERT VINCELETTE	
0023031				
Poll Place	45	25.57%	84	47.73%
Vote by Mail	224	29.79%	324	43.09%
Mail Ballot	0		0	
Total	269	28.99%	408	43.97%
0023035				
Poll Place	66	32.35%	90	44.12%
Vote by Mail	247	24.90%	486	48.99%
Mail Ballot	0		0	
Total	313	26.17%	576	48.16%
0023450				
Poll Place	42	25.15%	79	47.31%
Vote by Mail	172	25.79%	272	40.78%
Mail Ballot	0		0	
Total	214	25.66%	351	42.09%
0023451				
Poll Place	9	22.50%	24	60.00%
Vote by Mail	66	25.58%	110	42.64%
Mail Ballot	0		0	
Total	75	25.17%	134	44.97%
0023452				
Poll Place	41	28.28%	60	41.38%
Vote by Mail	185	28.12%	274	41.64%
Mail Ballot	0		0	
Total	226	28.14%	334	41.59%
7021261				
Poll Place	0		0	
Vote by Mail	0		0	
Mail Ballot	17	26.56%	29	45.31%
Total	17	26.56%	29	45.31%

Precinct	CAROL ROBINSON		Total Votes
0023031			
Poll Place	47	26.70%	176
Vote by Mail	204	27.13%	752
Mail Ballot	0		0
Total	251	27.05%	928
0023035			
Poll Place	48	23.53%	204
Vote by Mail	259	26.11%	992
Mail Ballot	0		0
Total	307	25.67%	1,196
0023450			
Poll Place	46	27.54%	167
Vote by Mail	223	33.43%	667
Mail Ballot	0		0
Total	269	32.25%	834
0023451			
Poll Place	7	17.50%	40
Vote by Mail	82	31.78%	258
Mail Ballot	0		0
Total	89	29.87%	298
0023452			
Poll Place	44	30.34%	145
Vote by Mail	199	30.24%	658
Mail Ballot	0		0
Total	243	30.26%	803
7021261			
Poll Place	0		0
Vote by Mail	0		0
Mail Ballot	18	28.13%	64
Total	18	28.13%	64

Precinct	Registered Voters
7023024	
Poll Place	138
Vote by Mail	138
Mail Ballot	138
Total	138
7023037	
Poll Place	40
Vote by Mail	40
Mail Ballot	40
Total	40
7023082	
Poll Place	194
Vote by Mail	194
Mail Ballot	194
Total	194
7023084	
Poll Place	0
Vote by Mail	0
Mail Ballot	0
Total	0
7023198	
Poll Place	15
Vote by Mail	15
Mail Ballot	15
Total	15
Kern County - Total	11,156
Cumulative	
Cumulative	
Poll Place	0
Vote by Mail	0
Mail Ballot	0
Total	0

Precinct	DEWINE L. MOORE JR		ROBERT VINCELETTE	
7023024				
Poll Place	0		0	
Vote by Mail	0		0	
Mail Ballot	32	28.32%	44	38.94%
Total	32	28.32%	44	38.94%
7023037				
Poll Place	0		0	
Vote by Mail	0		0	
Mail Ballot	7	28.00%	11	44.00%
Total	7	28.00%	11	44.00%
7023082				
Poll Place	0		0	
Vote by Mail	0		0	
Mail Ballot	48	30.77%	59	37.82%
Total	48	30.77%	59	37.82%
7023084				
Poll Place	0		0	
Vote by Mail	0		0	
Mail Ballot	0		0	
Total	0		0	
7023198				
Poll Place	0		0	
Vote by Mail	0		0	
Mail Ballot	4	40.00%	3	30.00%
Total	4	40.00%	3	30.00%
Kern County - Total	2,876	28.64%	4,352	43.33%
Cumulative				
Cumulative				
Poll Place	0		0	
Vote by Mail	0		0	
Mail Ballot	0		0	
Total	0		0	

1575 of 3301

Precinct	CAROL ROBINSON		Total Votes
7023024			
Poll Place	0		0
Vote by Mail	0		0
Mail Ballot	37	32.74%	113
Total	37	32.74%	113
7023037			
Poll Place	0		0
Vote by Mail	0		0
Mail Ballot	7	28.00%	25
Total	7	28.00%	25
7023082			
Poll Place	0		0
Vote by Mail	0		0
Mail Ballot	49	31.41%	156
Total	49	31.41%	156
7023084			
Poll Place	0		0
Vote by Mail	0		0
Mail Ballot	0		0
Total	0		0
7023198			
Poll Place	0		0
Vote by Mail	0		0
Mail Ballot	3	30.00%	10
Total	3	30.00%	10
Kern County - Total	2,815	28.03%	10,043
Cumulative			
Cumulative			
Poll Place	0		0
Vote by Mail	0		0
Mail Ballot	0		0
Total	0		0

Precinct	Registered Voters
Cumulative - Total	0
County - Total	11,156

Precinct	DEWINE L. MOORE JR		ROBERT VINCELETTE	
Cumulative - Total	0		0	
County - Total	2,876	28.64%	4,352	43.33%

Precinct	CAROL ROBINSON		Total Votes
Cumulative - Total	0		0
County - Total	2,815	28.03%	10,043

Tehachapi Unified Area 1 Seat A (Vote for 1)

Precinct	Registered Voters
County	
Kern County	
0022480	
Poll Place	1,258
Vote by Mail	1,258
Mail Ballot	1,258
Total	1,258
0023401	
Poll Place	832
Vote by Mail	832
Mail Ballot	832
Total	832
0023402	
Poll Place	1,164
Vote by Mail	1,164
Mail Ballot	1,164
Total	1,164
0023404	
Poll Place	1,317
Vote by Mail	1,317
Mail Ballot	1,317
Total	1,317
0023406	
Poll Place	1,010
Vote by Mail	1,010
Mail Ballot	1,010
Total	1,010

Precinct	LEONARD J. EVANSIC		TYLER NAPIER	
County				
Kern County				
0022480				
Poll Place	25	18.80%	72	54.14%
Vote by Mail	144	19.78%	313	42.99%
Mail Ballot	0		0	
Total	169	19.63%	385	44.72%
0023401				
Poll Place	15	16.85%	43	48.31%
Vote by Mail	94	19.54%	190	39.50%
Mail Ballot	0		0	
Total	109	19.12%	233	40.88%
0023402				
Poll Place	21	14.89%	73	51.77%
Vote by Mail	116	16.38%	313	44.21%
Mail Ballot	0		0	
Total	137	16.14%	386	45.47%
0023404				
Poll Place	22	17.89%	72	58.54%
Vote by Mail	152	17.43%	398	45.64%
Mail Ballot	0		0	
Total	174	17.49%	470	47.24%
0023406				
Poll Place	7	9.33%	33	44.00%
Vote by Mail	112	20.33%	217	39.38%
Mail Ballot	0		0	
Total	119	19.01%	250	39.94%

Precinct	PAUL KAMINSKI		Total Votes
County			
Kern County			
0022480			
Poll Place	36	27.07%	133
Vote by Mail	271	37.23%	728
Mail Ballot	0		0
Total	307	35.66%	861
0023401			
Poll Place	31	34.83%	89
Vote by Mail	197	40.96%	481
Mail Ballot	0		0
Total	228	40.00%	570
0023402			
Poll Place	47	33.33%	141
Vote by Mail	279	39.41%	708
Mail Ballot	0		0
Total	326	38.40%	849
0023404			
Poll Place	29	23.58%	123
Vote by Mail	322	36.93%	872
Mail Ballot	0		0
Total	351	35.28%	995
0023406			
Poll Place	35	46.67%	75
Vote by Mail	222	40.29%	551
Mail Ballot	0		0
Total	257	41.05%	626

Precinct	Registered Voters
7021637	
Poll Place	8
Vote by Mail	8
Mail Ballot	8
Total	8
7021924	
Poll Place	227
Vote by Mail	227
Mail Ballot	227
Total	227
7021925	
Poll Place	177
Vote by Mail	177
Mail Ballot	177
Total	177
7021927	
Poll Place	0
Vote by Mail	0
Mail Ballot	0
Total	0
7022658	
Poll Place	8
Vote by Mail	8
Mail Ballot	8
Total	8
7023469	
Poll Place	1
Vote by Mail	1
Mail Ballot	1
Total	1
Kern County - Total	6,002

Precinct	LEONARD J. EVANSIC		TYLER NAPIER	
7021637				
Poll Place	0		0	
Vote by Mail	0		0	
Mail Ballot	2	33.33%	0	0.00%
Total	2	33.33%	0	0.00%
7021924				
Poll Place	0		0	
Vote by Mail	0		0	
Mail Ballot	55	37.67%	47	32.19%
Total	55	37.67%	47	32.19%
7021925				
Poll Place	0		0	
Vote by Mail	0		0	
Mail Ballot	26	20.31%	53	41.41%
Total	26	20.31%	53	41.41%
7021927				
Poll Place	0		0	
Vote by Mail	0		0	
Mail Ballot	0		0	
Total	0		0	
7022658				
Poll Place	0		0	
Vote by Mail	0		0	
Mail Ballot	2	66.67%	1	33.33%
Total	2	66.67%	1	33.33%
7023469				
Poll Place	0		0	
Vote by Mail	0		0	
Mail Ballot	0		0	
Total	0		0	
Kern County - Total	793	18.95%	1,825	43.62%

Precinct	PAUL KAMINSKI		Total Votes
7021637			
Poll Place	0		0
Vote by Mail	0		0
Mail Ballot	4	66.67%	6
Total	4	66.67%	6
7021924			
Poll Place	0		0
Vote by Mail	0		0
Mail Ballot	44	30.14%	146
Total	44	30.14%	146
7021925			
Poll Place	0		0
Vote by Mail	0		0
Mail Ballot	49	38.28%	128
Total	49	38.28%	128
7021927			
Poll Place	0		0
Vote by Mail	0		0
Mail Ballot	0		0
Total	0		0
7022658			
Poll Place	0		0
Vote by Mail	0		0
Mail Ballot	0	0.00%	3
Total	0	0.00%	3
7023469			
Poll Place	0		0
Vote by Mail	0		0
Mail Ballot	0		0
Total	0		0
Kern County - Total	1,566	37.43%	4,184

Precinct	Registered Voters
Cumulative	
Cumulative	
Poll Place	0
Vote by Mail	0
Mail Ballot	0
Total	0
Cumulative - Total	0
County - Total	6,002

Precinct	LEONARD J. EVANSIC		TYLER NAPIER	
Cumulative				
Cumulative				
Poll Place	0		0	
Vote by Mail	0		0	
Mail Ballot	0		0	
Total	0		0	
Cumulative - Total	0		0	
County - Total	793	18.95%	1,825	43.62%

Precinct	PAUL KAMINSKI		Total Votes
Cumulative			
Cumulative			
Poll Place	0		0
Vote by Mail	0		0
Mail Ballot	0		0
Total	0		0
Cumulative - Total	0		0
County - Total	1,566	37.43%	4,184

Tehachapi Unified Area 3 Seat F (Vote for 1)

Precinct	Registered Voters
County	
Kern County	
0021143	
Poll Place	1,124
Vote by Mail	1,124
Mail Ballot	1,124
Total	1,124
0021144	
Poll Place	983
Vote by Mail	983
Mail Ballot	983
Total	983
0021145	
Poll Place	1,444
Vote by Mail	1,444
Mail Ballot	1,444
Total	1,444
0021148	
Poll Place	852
Vote by Mail	852
Mail Ballot	852
Total	852
0021511	
Poll Place	382
Vote by Mail	382
Mail Ballot	382
Total	382

Precinct	DEAN MARKHAM		TRACY KELLY		Total Votes
County					
Kern County					
0021143					
Poll Place	53	38.97%	83	61.03%	136
Vote by Mail	258	38.97%	404	61.03%	662
Mail Ballot	0		0		0
Total	311	38.97%	487	61.03%	798
0021144					
Poll Place	49	48.04%	53	51.96%	102
Vote by Mail	240	41.59%	337	58.41%	577
Mail Ballot	0		0		0
Total	289	42.56%	390	57.44%	679
0021145					
Poll Place	77	48.13%	83	51.88%	160
Vote by Mail	357	40.99%	514	59.01%	871
Mail Ballot	0		0		0
Total	434	42.10%	597	57.90%	1,031
0021148					
Poll Place	38	36.89%	65	63.11%	103
Vote by Mail	197	38.86%	310	61.14%	507
Mail Ballot	0		0		0
Total	235	38.52%	375	61.48%	610
0021511					
Poll Place	11	44.00%	14	56.00%	25
Vote by Mail	98	40.50%	144	59.50%	242
Mail Ballot	0		0		0
Total	109	40.82%	158	59.18%	267

Precinct	Registered Voters
0021512	
Poll Place	1,090
Vote by Mail	1,090
Mail Ballot	1,090
Total	1,090
0023211	
Poll Place	1,114
Vote by Mail	1,114
Mail Ballot	1,114
Total	1,114
0023212	
Poll Place	833
Vote by Mail	833
Mail Ballot	833
Total	833
7020012	
Poll Place	212
Vote by Mail	212
Mail Ballot	212
Total	212
7020176	
Poll Place	0
Vote by Mail	0
Mail Ballot	0
Total	0
7023201	
Poll Place	4
Vote by Mail	4
Mail Ballot	4
Total	4

Precinct	DEAN MARKHAM		TRACY KELLY		Total Votes
0021512					
Poll Place	28	29.79%	66	70.21%	94
Vote by Mail	313	44.65%	388	55.35%	701
Mail Ballot	0		0		0
Total	341	42.89%	454	57.11%	795
0023211					
Poll Place	81	47.93%	88	52.07%	169
Vote by Mail	277	41.65%	388	58.35%	665
Mail Ballot	0		0		0
Total	358	42.93%	476	57.07%	834
0023212					
Poll Place	39	39.39%	60	60.61%	99
Vote by Mail	204	40.40%	301	59.60%	505
Mail Ballot	0		0		0
Total	243	40.23%	361	59.77%	604
7020012					
Poll Place	0		0		0
Vote by Mail	0		0		0
Mail Ballot	66	51.56%	62	48.44%	128
Total	66	51.56%	62	48.44%	128
7020176					
Poll Place	0		0		0
Vote by Mail	0		0		0
Mail Ballot	0		0		0
Total	0		0		0
7023201					
Poll Place	0		0		0
Vote by Mail	0		0		0
Mail Ballot	1	100.00%	0	0.00%	1
Total	1	100.00%	0	0.00%	1

Precinct	Registered Voters
7023476	
Poll Place	256
Vote by Mail	256
Mail Ballot	256
Total	256
7023604	
Poll Place	0
Vote by Mail	0
Mail Ballot	0
Total	0
7023606	
Poll Place	0
Vote by Mail	0
Mail Ballot	0
Total	0
Kern County - Total	8,294
Cumulative	
Cumulative	
Poll Place	0
Vote by Mail	0
Mail Ballot	0
Total	0
Cumulative - Total	0
County - Total	8,294

Precinct	DEAN MARKHAM		TRACY KELLY		Total Votes
7023476					
Poll Place	0		0		0
Vote by Mail	0		0		0
Mail Ballot	82	46.33%	95	53.67%	177
Total	82	46.33%	95	53.67%	177
7023604					
Poll Place	0		0		0
Vote by Mail	0		0		0
Mail Ballot	0		0		0
Total	0		0		0
7023606					
Poll Place	0		0		0
Vote by Mail	0		0		0
Mail Ballot	0		0		0
Total	0		0		0
Kern County - Total	2,469	41.68%	3,455	58.32%	5,924
Cumulative					
Cumulative					
Poll Place	0		0		0
Vote by Mail	0		0		0
Mail Ballot	0		0		0
Total	0		0		0
Cumulative - Total	0		0		0
County - Total	2,469	41.68%	3,455	58.32%	5,924

Arvin Union School Board Member-Full Term (Vote for 2)

Precinct	Registered Voters
County	
Kern County	
0050180	
Poll Place	1,094
Vote by Mail	1,094
Mail Ballot	1,094
Total	1,094
0050190	
Poll Place	1,444
Vote by Mail	1,444
Mail Ballot	1,444
Total	1,444
0050200	
Poll Place	1,155
Vote by Mail	1,155
Mail Ballot	1,155
Total	1,155
0050211	
Poll Place	1,674
Vote by Mail	1,674
Mail Ballot	1,674
Total	1,674
7021381	
Poll Place	0
Vote by Mail	0
Mail Ballot	0
Total	0

Precinct	WENDY GONZALEZ		RUTH PICHARDO HARRIS	
County				
Kern County				
0050180				
Poll Place	49	46.23%	27	25.47%
Vote by Mail	353	41.19%	215	25.09%
Mail Ballot	0		0	
Total	402	41.74%	242	25.13%
0050190				
Poll Place	77	46.11%	41	24.55%
Vote by Mail	395	42.29%	243	26.02%
Mail Ballot	0		0	
Total	472	42.87%	284	25.79%
0050200				
Poll Place	72	61.54%	23	19.66%
Vote by Mail	343	45.67%	191	25.43%
Mail Ballot	0		0	
Total	415	47.81%	214	24.65%
0050211				
Poll Place	117	67.24%	28	16.09%
Vote by Mail	649	52.72%	235	19.09%
Mail Ballot	0		0	
Total	766	54.52%	263	18.72%
7021381				
Poll Place	0		0	
Vote by Mail	0		0	
Mail Ballot	0		0	
Total	0		0	

Precinct	MONICA FRANETOVICH		Total Votes
County			
Kern County			
0050180			
Poll Place	30	28.30%	106
Vote by Mail	289	33.72%	857
Mail Ballot	0		0
Total	319	33.13%	963
0050190			
Poll Place	49	29.34%	167
Vote by Mail	296	31.69%	934
Mail Ballot	0		0
Total	345	31.34%	1,101
0050200			
Poll Place	22	18.80%	117
Vote by Mail	217	28.89%	751
Mail Ballot	0		0
Total	239	27.53%	868
0050211			
Poll Place	29	16.67%	174
Vote by Mail	347	28.19%	1,231
Mail Ballot	0		0
Total	376	26.76%	1,405
7021381			
Poll Place	0		0
Vote by Mail	0		0
Mail Ballot	0		0
Total	0		0

Precinct	Registered Voters
7022217	
Poll Place	0
Vote by Mail	0
Mail Ballot	0
Total	0
7022234	
Poll Place	22
Vote by Mail	22
Mail Ballot	22
Total	22
7022421	
Poll Place	43
Vote by Mail	43
Mail Ballot	43
Total	43
7023016	
Poll Place	0
Vote by Mail	0
Mail Ballot	0
Total	0
7023018	
Poll Place	0
Vote by Mail	0
Mail Ballot	0
Total	0
7023019	
Poll Place	0
Vote by Mail	0
Mail Ballot	0
Total	0

Precinct	WENDY GONZALEZ		RUTH PICHARDO HARRIS	
7022217				
Poll Place	0		0	
Vote by Mail	0		0	
Mail Ballot	0		0	
Total	0		0	
7022234				
Poll Place	0		0	
Vote by Mail	0		0	
Mail Ballot	5	20.83%	9	37.50%
Total	5	20.83%	9	37.50%
7022421				
Poll Place	0		0	
Vote by Mail	0		0	
Mail Ballot	10	31.25%	10	31.25%
Total	10	31.25%	10	31.25%
7023016				
Poll Place	0		0	
Vote by Mail	0		0	
Mail Ballot	0		0	
Total	0		0	
7023018				
Poll Place	0		0	
Vote by Mail	0		0	
Mail Ballot	0		0	
Total	0		0	
7023019				
Poll Place	0		0	
Vote by Mail	0		0	
Mail Ballot	0		0	
Total	0		0	

Precinct	MONICA FRANETOVICH		Total Votes
7022217			
Poll Place	0		0
Vote by Mail	0		0
Mail Ballot	0		0
Total	0		0
7022234			
Poll Place	0		0
Vote by Mail	0		0
Mail Ballot	10	41.67%	24
Total	10	41.67%	24
7022421			
Poll Place	0		0
Vote by Mail	0		0
Mail Ballot	12	37.50%	32
Total	12	37.50%	32
7023016			
Poll Place	0		0
Vote by Mail	0		0
Mail Ballot	0		0
Total	0		0
7023018			
Poll Place	0		0
Vote by Mail	0		0
Mail Ballot	0		0
Total	0		0
7023019			
Poll Place	0		0
Vote by Mail	0		0
Mail Ballot	0		0
Total	0		0

Precinct	Registered Voters
7023303	
Poll Place	0
Vote by Mail	0
Mail Ballot	0
Total	0
7023395	
Poll Place	0
Vote by Mail	0
Mail Ballot	0
Total	0
7023766	
Poll Place	1
Vote by Mail	1
Mail Ballot	1
Total	1
7050212	
Poll Place	0
Vote by Mail	0
Mail Ballot	0
Total	0
7051490	
Poll Place	7
Vote by Mail	7
Mail Ballot	7
Total	7
7051494	
Poll Place	5
Vote by Mail	5
Mail Ballot	5
Total	5

Precinct	WENDY GONZALEZ	RUTH PICHARDO HARRIS
7023303		
Poll Place	0	0
Vote by Mail	0	0
Mail Ballot	0	0
Total	0	0
7023395		
Poll Place	0	0
Vote by Mail	0	0
Mail Ballot	0	0
Total	0	0
7023766		
Poll Place	0	0
Vote by Mail	0	0
Mail Ballot	0 0.00%	1 50.00%
Total	0 0.00%	1 50.00%
7050212		
Poll Place	0	0
Vote by Mail	0	0
Mail Ballot	0	0
Total	0	0
7051490		
Poll Place	0	0
Vote by Mail	0	0
Mail Ballot	0 0.00%	2 40.00%
Total	0 0.00%	2 40.00%
7051494		
Poll Place	0	0
Vote by Mail	0	0
Mail Ballot	2 50.00%	1 25.00%
Total	2 50.00%	1 25.00%

Precinct	MONICA FRANETOVICH		Total Votes
7023303			
Poll Place	0		0
Vote by Mail	0		0
Mail Ballot	0		0
Total	0		0
7023395			
Poll Place	0		0
Vote by Mail	0		0
Mail Ballot	0		0
Total	0		0
7023766			
Poll Place	0		0
Vote by Mail	0		0
Mail Ballot	1	50.00%	2
Total	1	50.00%	2
7050212			
Poll Place	0		0
Vote by Mail	0		0
Mail Ballot	0		0
Total	0		0
7051490			
Poll Place	0		0
Vote by Mail	0		0
Mail Ballot	3	60.00%	5
Total	3	60.00%	5
7051494			
Poll Place	0		0
Vote by Mail	0		0
Mail Ballot	1	25.00%	4
Total	1	25.00%	4

Precinct	Registered Voters
7051779	
Poll Place	0
Vote by Mail	0
Mail Ballot	0
Total	0
7053449	
Poll Place	11
Vote by Mail	11
Mail Ballot	11
Total	11
7053765	
Poll Place	2
Vote by Mail	2
Mail Ballot	2
Total	2
Kern County - Total	5,458
Cumulative	
Cumulative	
Poll Place	0
Vote by Mail	0
Mail Ballot	0
Total	0
Cumulative - Total	0
County - Total	5,458

Precinct	WENDY GONZALEZ		RUTH PICHARDO HARRIS	
7051779				
Poll Place	0		0	
Vote by Mail	0		0	
Mail Ballot	0		0	
Total	0		0	
7053449				
Poll Place	0		0	
Vote by Mail	0		0	
Mail Ballot	2	13.33%	6	40.00%
Total	2	13.33%	6	40.00%
7053765				
Poll Place	0		0	
Vote by Mail	0		0	
Mail Ballot	0	0.00%	2	50.00%
Total	0	0.00%	2	50.00%
Kern County - Total	2,074	46.89%	1,034	23.38%
Cumulative				
Cumulative				
Poll Place	0		0	
Vote by Mail	0		0	
Mail Ballot	0		0	
Total	0		0	
Cumulative - Total	0		0	
County - Total	2,074	46.89%	1,034	23.38%

Precinct	MONICA FRANETOVICH		Total Votes
7051779			
Poll Place	0		0
Vote by Mail	0		0
Mail Ballot	0		0
Total	0		0
7053449			
Poll Place	0		0
Vote by Mail	0		0
Mail Ballot	7	46.67%	15
Total	7	46.67%	15
7053765			
Poll Place	0		0
Vote by Mail	0		0
Mail Ballot	2	50.00%	4
Total	2	50.00%	4
Kern County - Total	1,315	29.73%	4,423
Cumulative			
Cumulative			
Poll Place	0		0
Vote by Mail	0		0
Mail Ballot	0		0
Total	0		0
Cumulative - Total	0		0
County - Total	1,315	29.73%	4,423

Beardsley School Board Member (Vote for 2)

Precinct	Registered Voters
County	
Kern County	
0030060	
Poll Place	963
Vote by Mail	963
Mail Ballot	963
Total	963
0030150	
Poll Place	1,559
Vote by Mail	1,559
Mail Ballot	1,559
Total	1,559
0030390	
Poll Place	1,320
Vote by Mail	1,320
Mail Ballot	1,320
Total	1,320
0031772	
Poll Place	1,163
Vote by Mail	1,163
Mail Ballot	1,163
Total	1,163
0032240	
Poll Place	847
Vote by Mail	847
Mail Ballot	847
Total	847

Precinct	CHARLENE BATTLES		DANIEL LITTLE	
County				
Kern County				
0030060				
Poll Place	50	37.88%	47	35.61%
Vote by Mail	295	42.69%	147	21.27%
Mail Ballot	0		0	
Total	345	41.92%	194	23.57%
0030150				
Poll Place	65	40.37%	40	24.84%
Vote by Mail	348	42.03%	195	23.55%
Mail Ballot	0		0	
Total	413	41.76%	235	23.76%
0030390				
Poll Place	65	38.24%	39	22.94%
Vote by Mail	461	38.16%	204	16.89%
Mail Ballot	0		0	
Total	526	38.17%	243	17.63%
0031772				
Poll Place	62	40.79%	43	28.29%
Vote by Mail	262	38.30%	159	23.25%
Mail Ballot	0		0	
Total	324	38.76%	202	24.16%
0032240				
Poll Place	10	30.30%	12	36.36%
Vote by Mail	233	41.61%	120	21.43%
Mail Ballot	0		0	
Total	243	40.98%	132	22.26%

Precinct	GINA MOJICA RASMUSSEN		Total Votes
County			
Kern County			
0030060			
Poll Place	35	26.52%	132
Vote by Mail	249	36.03%	691
Mail Ballot	0		0
Total	284	34.51%	823
0030150			
Poll Place	56	34.78%	161
Vote by Mail	285	34.42%	828
Mail Ballot	0		0
Total	341	34.48%	989
0030390			
Poll Place	66	38.82%	170
Vote by Mail	543	44.95%	1,208
Mail Ballot	0		0
Total	609	44.19%	1,378
0031772			
Poll Place	47	30.92%	152
Vote by Mail	263	38.45%	684
Mail Ballot	0		0
Total	310	37.08%	836
0032240			
Poll Place	11	33.33%	33
Vote by Mail	207	36.96%	560
Mail Ballot	0		0
Total	218	36.76%	593

Precinct	Registered Voters
0032731	
Poll Place	1,219
Vote by Mail	1,219
Mail Ballot	1,219
Total	1,219
0032732	
Poll Place	307
Vote by Mail	307
Mail Ballot	307
Total	307
7010050	
Poll Place	13
Vote by Mail	13
Mail Ballot	13
Total	13
7011983	
Poll Place	35
Vote by Mail	35
Mail Ballot	35
Total	35
7012010	
Poll Place	54
Vote by Mail	54
Mail Ballot	54
Total	54
7012013	
Poll Place	0
Vote by Mail	0
Mail Ballot	0
Total	0

Precinct	CHARLENE BATTLES		DANIEL LITTLE	
0032731				
Poll Place	49	34.27%	34	23.78%
Vote by Mail	357	39.40%	184	20.31%
Mail Ballot	0		0	
Total	406	38.70%	218	20.78%
0032732				
Poll Place	19	45.24%	8	19.05%
Vote by Mail	147	46.52%	46	14.56%
Mail Ballot	0		0	
Total	166	46.37%	54	15.08%
7010050				
Poll Place	0		0	
Vote by Mail	0		0	
Mail Ballot	3	37.50%	4	50.00%
Total	3	37.50%	4	50.00%
7011983				
Poll Place	0		0	
Vote by Mail	0		0	
Mail Ballot	19	46.34%	7	17.07%
Total	19	46.34%	7	17.07%
7012010				
Poll Place	0		0	
Vote by Mail	0		0	
Mail Ballot	13	32.50%	11	27.50%
Total	13	32.50%	11	27.50%
7012013				
Poll Place	0		0	
Vote by Mail	0		0	
Mail Ballot	0		0	
Total	0		0	

Precinct	GINA MOJICA RASMUSSEN		Total Votes
0032731			
Poll Place	60	41.96%	143
Vote by Mail	365	40.29%	906
Mail Ballot	0		0
Total	425	40.51%	1,049
0032732			
Poll Place	15	35.71%	42
Vote by Mail	123	38.92%	316
Mail Ballot	0		0
Total	138	38.55%	358
7010050			
Poll Place	0		0
Vote by Mail	0		0
Mail Ballot	1	12.50%	8
Total	1	12.50%	8
7011983			
Poll Place	0		0
Vote by Mail	0		0
Mail Ballot	15	36.59%	41
Total	15	36.59%	41
7012010			
Poll Place	0		0
Vote by Mail	0		0
Mail Ballot	16	40.00%	40
Total	16	40.00%	40
7012013			
Poll Place	0		0
Vote by Mail	0		0
Mail Ballot	0		0
Total	0		0

Precinct	Registered Voters
7030083	
Poll Place	262
Vote by Mail	262
Mail Ballot	262
Total	262
7030327	
Poll Place	44
Vote by Mail	44
Mail Ballot	44
Total	44
7030330	
Poll Place	140
Vote by Mail	140
Mail Ballot	140
Total	140
Kern County - Total	7,926
Cumulative	
Cumulative	
Poll Place	0
Vote by Mail	0
Mail Ballot	0
Total	0
Cumulative - Total	0
County - Total	7,926

Precinct	CHARLENE BATTLES		DANIEL LITTLE	
7030083				
Poll Place	0		0	
Vote by Mail	0		0	
Mail Ballot	92	40.89%	45	20.00%
Total	92	40.89%	45	20.00%
7030327				
Poll Place	0		0	
Vote by Mail	0		0	
Mail Ballot	17	32.69%	11	21.15%
Total	17	32.69%	11	21.15%
7030330				
Poll Place	0		0	
Vote by Mail	0		0	
Mail Ballot	57	43.51%	24	18.32%
Total	57	43.51%	24	18.32%
Kern County - Total	2,624	40.23%	1,380	21.16%
Cumulative				
Cumulative				
Poll Place	0		0	
Vote by Mail	0		0	
Mail Ballot	0		0	
Total	0		0	
Cumulative - Total	0		0	
County - Total	2,624	40.23%	1,380	21.16%

Precinct	GINA MOJICA RASMUSSEN		Total Votes
7030083			
Poll Place	0		0
Vote by Mail	0		0
Mail Ballot	88	39.11%	225
Total	88	39.11%	225
7030327			
Poll Place	0		0
Vote by Mail	0		0
Mail Ballot	24	46.15%	52
Total	24	46.15%	52
7030330			
Poll Place	0		0
Vote by Mail	0		0
Mail Ballot	50	38.17%	131
Total	50	38.17%	131
Kern County - Total	2,519	38.62%	6,523
Cumulative			
Cumulative			
Poll Place	0		0
Vote by Mail	0		0
Mail Ballot	0		0
Total	0		0
Cumulative - Total	0		0
County - Total	2,519	38.62%	6,523

Delano Union School Board Member (Vote for 2)

Precinct	Registered Voters
County	
Kern County	
0011530	
Poll Place	929
Vote by Mail	929
Mail Ballot	929
Total	929
0011540	
Poll Place	1,054
Vote by Mail	1,054
Mail Ballot	1,054
Total	1,054
0011546	
Poll Place	1,123
Vote by Mail	1,123
Mail Ballot	1,123
Total	1,123
0011548	
Poll Place	1,615
Vote by Mail	1,615
Mail Ballot	1,615
Total	1,615
0011550	
Poll Place	1,408
Vote by Mail	1,408
Mail Ballot	1,408
Total	1,408

Precinct	FRANK HERRERA JR.		MARGIE LUQUE FELIX	
County				
Kern County				
0011530				
Poll Place	51	46.79%	21	19.27%
Vote by Mail	239	35.78%	214	32.04%
Mail Ballot	0		0	
Total	290	37.32%	235	30.24%
0011540				
Poll Place	44	44.90%	15	15.31%
Vote by Mail	318	41.62%	181	23.69%
Mail Ballot	0		0	
Total	362	42.00%	196	22.74%
0011546				
Poll Place	48	38.71%	34	27.42%
Vote by Mail	326	37.05%	256	29.09%
Mail Ballot	0		0	
Total	374	37.25%	290	28.88%
0011548				
Poll Place	59	40.14%	39	26.53%
Vote by Mail	592	35.99%	475	28.88%
Mail Ballot	0		0	
Total	651	36.33%	514	28.68%
0011550				
Poll Place	50	40.98%	27	22.13%
Vote by Mail	474	36.92%	308	23.99%
Mail Ballot	0		0	
Total	524	37.27%	335	23.83%

Precinct	SUZANNE VILLARUZ		Total Votes
County			
Kern County			
0011530			
Poll Place	37	33.94%	109
Vote by Mail	215	32.19%	668
Mail Ballot	0		0
Total	252	32.43%	777
0011540			
Poll Place	39	39.80%	98
Vote by Mail	265	34.69%	764
Mail Ballot	0		0
Total	304	35.27%	862
0011546			
Poll Place	42	33.87%	124
Vote by Mail	298	33.86%	880
Mail Ballot	0		0
Total	340	33.86%	1,004
0011548			
Poll Place	49	33.33%	147
Vote by Mail	578	35.14%	1,645
Mail Ballot	0		0
Total	627	34.99%	1,792
0011550			
Poll Place	45	36.89%	122
Vote by Mail	502	39.10%	1,284
Mail Ballot	0		0
Total	547	38.90%	1,406

Precinct	Registered Voters
0011552	
Poll Place	1,346
Vote by Mail	1,346
Mail Ballot	1,346
Total	1,346
0011554	
Poll Place	1,660
Vote by Mail	1,660
Mail Ballot	1,660
Total	1,660
0011557	
Poll Place	1,632
Vote by Mail	1,632
Mail Ballot	1,632
Total	1,632
0011570	
Poll Place	1,087
Vote by Mail	1,087
Mail Ballot	1,087
Total	1,087
0011580	
Poll Place	1,070
Vote by Mail	1,070
Mail Ballot	1,070
Total	1,070
0011610	
Poll Place	882
Vote by Mail	882
Mail Ballot	882
Total	882

Precinct	FRANK HERRERA JR.		MARGIE LUQUE FELIX	
0011552				
Poll Place	65	44.22%	35	23.81%
Vote by Mail	460	42.40%	262	24.15%
Mail Ballot	0		0	
Total	525	42.61%	297	24.11%
0011554				
Poll Place	70	40.00%	44	25.14%
Vote by Mail	469	39.38%	327	27.46%
Mail Ballot	0		0	
Total	539	39.46%	371	27.16%
0011557				
Poll Place	83	50.61%	39	23.78%
Vote by Mail	476	37.81%	375	29.79%
Mail Ballot	0		0	
Total	559	39.28%	414	29.09%
0011570				
Poll Place	64	47.06%	34	25.00%
Vote by Mail	313	38.12%	239	29.11%
Mail Ballot	0		0	
Total	377	39.39%	273	28.53%
0011580				
Poll Place	56	42.75%	28	21.37%
Vote by Mail	335	35.87%	287	30.73%
Mail Ballot	0		0	
Total	391	36.71%	315	29.58%
0011610				
Poll Place	68	45.95%	36	24.32%
Vote by Mail	284	38.59%	224	30.43%
Mail Ballot	0		0	
Total	352	39.82%	260	29.41%

Precinct	SUZANNE VILLARUZ		Total Votes
0011552			
Poll Place	47	31.97%	147
Vote by Mail	363	33.46%	1,085
Mail Ballot	0		0
Total	410	33.28%	1,232
0011554			
Poll Place	61	34.86%	175
Vote by Mail	395	33.17%	1,191
Mail Ballot	0		0
Total	456	33.38%	1,366
0011557			
Poll Place	42	25.61%	164
Vote by Mail	408	32.41%	1,259
Mail Ballot	0		0
Total	450	31.62%	1,423
0011570			
Poll Place	38	27.94%	136
Vote by Mail	269	32.76%	821
Mail Ballot	0		0
Total	307	32.08%	957
0011580			
Poll Place	47	35.88%	131
Vote by Mail	312	33.40%	934
Mail Ballot	0		0
Total	359	33.71%	1,065
0011610			
Poll Place	44	29.73%	148
Vote by Mail	228	30.98%	736
Mail Ballot	0		0
Total	272	30.77%	884

Precinct	Registered Voters
0011626	
Poll Place	1,859
Vote by Mail	1,859
Mail Ballot	1,859
Total	1,859
7011209	
Poll Place	191
Vote by Mail	191
Mail Ballot	191
Total	191
7011382	
Poll Place	14
Vote by Mail	14
Mail Ballot	14
Total	14
7011542	
Poll Place	5
Vote by Mail	5
Mail Ballot	5
Total	5
7011632	
Poll Place	92
Vote by Mail	92
Mail Ballot	92
Total	92
7012162	
Poll Place	0
Vote by Mail	0
Mail Ballot	0
Total	0

Precinct	FRANK HERRERA JR.		MARGIE LUQUE FELIX	
0011626				
Poll Place	48	37.80%	37	29.13%
Vote by Mail	707	39.39%	472	26.30%
Mail Ballot	0		0	
Total	755	39.28%	509	26.48%
7011209				
Poll Place	0		0	
Vote by Mail	0		0	
Mail Ballot	48	38.40%	35	28.00%
Total	48	38.40%	35	28.00%
7011382				
Poll Place	0		0	
Vote by Mail	0		0	
Mail Ballot	7	46.67%	4	26.67%
Total	7	46.67%	4	26.67%
7011542				
Poll Place	0		0	
Vote by Mail	0		0	
Mail Ballot	0	0.00%	1	50.00%
Total	0	0.00%	1	50.00%
7011632				
Poll Place	0		0	
Vote by Mail	0		0	
Mail Ballot	34	38.64%	20	22.73%
Total	34	38.64%	20	22.73%
7012162				
Poll Place	0		0	
Vote by Mail	0		0	
Mail Ballot	0		0	
Total	0		0	

Precinct	SUZANNE VILLARUZ		Total Votes
0011626			
Poll Place	42	33.07%	127
Vote by Mail	616	34.32%	1,795
Mail Ballot	0		0
Total	658	34.24%	1,922
7011209			
Poll Place	0		0
Vote by Mail	0		0
Mail Ballot	42	33.60%	125
Total	42	33.60%	125
7011382			
Poll Place	0		0
Vote by Mail	0		0
Mail Ballot	4	26.67%	15
Total	4	26.67%	15
7011542			
Poll Place	0		0
Vote by Mail	0		0
Mail Ballot	1	50.00%	2
Total	1	50.00%	2
7011632			
Poll Place	0		0
Vote by Mail	0		0
Mail Ballot	34	38.64%	88
Total	34	38.64%	88
7012162			
Poll Place	0		0
Vote by Mail	0		0
Mail Ballot	0		0
Total	0		0

Precinct	Registered Voters
7012413	
Poll Place	274
Vote by Mail	274
Mail Ballot	274
Total	274
Kern County - Total	16,241
Cumulative	
Cumulative	
Poll Place	0
Vote by Mail	0
Mail Ballot	0
Total	0
Cumulative - Total	0
County - Total	16,241

Precinct	FRANK HERRERA JR.		MARGIE LUQUE FELIX	
7012413				
Poll Place	0		0	
Vote by Mail	0		0	
Mail Ballot	78	35.14%	67	30.18%
Total	78	35.14%	67	30.18%
Kern County - Total	5,866	38.74%	4,136	27.31%
Cumulative				
Cumulative				
Poll Place	0		0	
Vote by Mail	0		0	
Mail Ballot	0		0	
Total	0		0	
Cumulative - Total	0		0	
County - Total	5,866	38.74%	4,136	27.31%

Precinct	SUZANNE VILLARUZ		Total Votes
7012413			
Poll Place	0		0
Vote by Mail	0		0
Mail Ballot	77	34.68%	222
Total	77	34.68%	222
Kern County - Total	5,140	33.95%	15,142
Cumulative			
Cumulative			
Poll Place	0		0
Vote by Mail	0		0
Mail Ballot	0		0
Total	0		0
Cumulative - Total	0		0
County - Total	5,140	33.95%	15,142

Fairfax School Board Member (Vote for 2)

Precinct	Registered Voters
County	
Kern County	
0033222	
Poll Place	1,064
Vote by Mail	1,064
Mail Ballot	1,064
Total	1,064
0035677	
Poll Place	822
Vote by Mail	822
Mail Ballot	822
Total	822
0050576	
Poll Place	1,621
Vote by Mail	1,621
Mail Ballot	1,621
Total	1,621
0051727	
Poll Place	592
Vote by Mail	592
Mail Ballot	592
Total	592
0051728	
Poll Place	559
Vote by Mail	559
Mail Ballot	559
Total	559

Precinct	CATHERINE ADAMS-TANGE		JOSE LUIS TAPIA	
County				
Kern County				
0033222				
Poll Place	8	10.13%	21	26.58%
Vote by Mail	49	7.47%	143	21.80%
Mail Ballot	0		0	
Total	57	7.76%	164	22.31%
0035677				
Poll Place	9	10.59%	19	22.35%
Vote by Mail	47	7.89%	138	23.15%
Mail Ballot	0		0	
Total	56	8.22%	157	23.05%
0050576				
Poll Place	9	9.78%	17	18.48%
Vote by Mail	156	12.02%	207	15.95%
Mail Ballot	0		0	
Total	165	11.87%	224	16.12%
0051727				
Poll Place	17	19.54%	20	22.99%
Vote by Mail	48	9.74%	94	19.07%
Mail Ballot	0		0	
Total	65	11.21%	114	19.66%
0051728				
Poll Place	15	15.46%	19	19.59%
Vote by Mail	57	12.21%	71	15.20%
Mail Ballot	0		0	
Total	72	12.77%	90	15.96%

Precinct	VIRGINIA LAWSON		PALMIRA SALINAS		JAVIER G MORENO		MICHAEL VILLASENOR		Total Votes
County									
Kern County									
0033222									
Poll Place	21	26.58%	6	7.59%	13	16.46%	10	12.66%	79
Vote by Mail	214	32.62%	69	10.52%	101	15.40%	80	12.20%	656
Mail Ballot	0		0		0		0		0
Total	235	31.97%	75	10.20%	114	15.51%	90	12.24%	735
0035677									
Poll Place	23	27.06%	11	12.94%	14	16.47%	9	10.59%	85
Vote by Mail	204	34.23%	69	11.58%	90	15.10%	48	8.05%	596
Mail Ballot	0		0		0		0		0
Total	227	33.33%	80	11.75%	104	15.27%	57	8.37%	681
0050576									
Poll Place	31	33.70%	6	6.52%	18	19.57%	11	11.96%	92
Vote by Mail	439	33.82%	117	9.01%	230	17.72%	149	11.48%	1,298
Mail Ballot	0		0		0		0		0
Total	470	33.81%	123	8.85%	248	17.84%	160	11.51%	1,390
0051727									
Poll Place	31	35.63%	7	8.05%	7	8.05%	5	5.75%	87
Vote by Mail	187	37.93%	28	5.68%	91	18.46%	45	9.13%	493
Mail Ballot	0		0		0		0		0
Total	218	37.59%	35	6.03%	98	16.90%	50	8.62%	580
0051728									
Poll Place	28	28.87%	7	7.22%	12	12.37%	16	16.49%	97
Vote by Mail	146	31.26%	35	7.49%	96	20.56%	62	13.28%	467
Mail Ballot	0		0		0		0		0
Total	174	30.85%	42	7.45%	108	19.15%	78	13.83%	564

Precinct	Registered Voters
7031211	
Poll Place	46
Vote by Mail	46
Mail Ballot	46
Total	46
7031212	
Poll Place	253
Vote by Mail	253
Mail Ballot	253
Total	253
7033223	
Poll Place	198
Vote by Mail	198
Mail Ballot	198
Total	198
7033226	
Poll Place	225
Vote by Mail	225
Mail Ballot	225
Total	225
7050563	
Poll Place	0
Vote by Mail	0
Mail Ballot	0
Total	0
7050564	
Poll Place	0
Vote by Mail	0
Mail Ballot	0
Total	0

Precinct	CATHERINE ADAMS-TANGE		JOSE LUIS TAPIA	
7031211				
Poll Place	0		0	
Vote by Mail	0		0	
Mail Ballot	15	33.33%	10	22.22%
Total	15	33.33%	10	22.22%
7031212				
Poll Place	0		0	
Vote by Mail	0		0	
Mail Ballot	19	9.90%	20	10.42%
Total	19	9.90%	20	10.42%
7033223				
Poll Place	0		0	
Vote by Mail	0		0	
Mail Ballot	13	7.56%	24	13.95%
Total	13	7.56%	24	13.95%
7033226				
Poll Place	0		0	
Vote by Mail	0		0	
Mail Ballot	21	10.10%	33	15.87%
Total	21	10.10%	33	15.87%
7050563				
Poll Place	0		0	
Vote by Mail	0		0	
Mail Ballot	0		0	
Total	0		0	
7050564				
Poll Place	0		0	
Vote by Mail	0		0	
Mail Ballot	0		0	
Total	0		0	

Precinct	VIRGINIA LAWSON		PALMIRA SALINAS		JAVIER G MORENO		MICHAEL VILLASENOR		Total Votes
7031211									
Poll Place	0		0		0		0		0
Vote by Mail	0		0		0		0		0
Mail Ballot	9	20.00%	2	4.44%	3	6.67%	6	13.33%	45
Total	9	20.00%	2	4.44%	3	6.67%	6	13.33%	45
7031212									
Poll Place	0		0		0		0		0
Vote by Mail	0		0		0		0		0
Mail Ballot	70	36.46%	18	9.38%	50	26.04%	15	7.81%	192
Total	70	36.46%	18	9.38%	50	26.04%	15	7.81%	192
7033223									
Poll Place	0		0		0		0		0
Vote by Mail	0		0		0		0		0
Mail Ballot	61	35.47%	20	11.63%	36	20.93%	18	10.47%	172
Total	61	35.47%	20	11.63%	36	20.93%	18	10.47%	172
7033226									
Poll Place	0		0		0		0		0
Vote by Mail	0		0		0		0		0
Mail Ballot	73	35.10%	17	8.17%	37	17.79%	27	12.98%	208
Total	73	35.10%	17	8.17%	37	17.79%	27	12.98%	208
7050563									
Poll Place	0		0		0		0		0
Vote by Mail	0		0		0		0		0
Mail Ballot	0		0		0		0		0
Total	0		0		0		0		0
7050564									
Poll Place	0		0		0		0		0
Vote by Mail	0		0		0		0		0
Mail Ballot	0		0		0		0		0
Total	0		0		0		0		0

Precinct	Registered Voters
7050769	
Poll Place	0
Vote by Mail	0
Mail Ballot	0
Total	0
7051704	
Poll Place	70
Vote by Mail	70
Mail Ballot	70
Total	70
7051739	
Poll Place	178
Vote by Mail	178
Mail Ballot	178
Total	178
7052140	
Poll Place	203
Vote by Mail	203
Mail Ballot	203
Total	203
7052142	
Poll Place	9
Vote by Mail	9
Mail Ballot	9
Total	9
7052143	
Poll Place	139
Vote by Mail	139
Mail Ballot	139
Total	139
Kern County - Total	5,979

Precinct	CATHERINE ADAMS-TANGE		JOSE LUIS TAPIA	
7050769				
Poll Place	0		0	
Vote by Mail	0		0	
Mail Ballot	0		0	
Total	0		0	
7051704				
Poll Place	0		0	
Vote by Mail	0		0	
Mail Ballot	2	3.92%	13	25.49%
Total	2	3.92%	13	25.49%
7051739				
Poll Place	0		0	
Vote by Mail	0		0	
Mail Ballot	23	14.20%	29	17.90%
Total	23	14.20%	29	17.90%
7052140				
Poll Place	0		0	
Vote by Mail	0		0	
Mail Ballot	30	15.23%	31	15.74%
Total	30	15.23%	31	15.74%
7052142				
Poll Place	0		0	
Vote by Mail	0		0	
Mail Ballot	0	0.00%	1	11.11%
Total	0	0.00%	1	11.11%
7052143				
Poll Place	0		0	
Vote by Mail	0		0	
Mail Ballot	16	12.90%	15	12.10%
Total	16	12.90%	15	12.10%
Kern County - Total	554	10.84%	925	18.10%

Precinct	VIRGINIA LAWSON		PALMIRA SALINAS		JAVIER G MORENO		MICHAEL VILLASENOR		Total Votes
7050769									
Poll Place	0		0		0		0		0
Vote by Mail	0		0		0		0		0
Mail Ballot	0		0		0		0		0
Total	0		0		0		0		0
7051704									
Poll Place	0		0		0		0		0
Vote by Mail	0		0		0		0		0
Mail Ballot	14	27.45%	5	9.80%	9	17.65%	8	15.69%	51
Total	14	27.45%	5	9.80%	9	17.65%	8	15.69%	51
7051739									
Poll Place	0		0		0		0		0
Vote by Mail	0		0		0		0		0
Mail Ballot	52	32.10%	13	8.02%	27	16.67%	18	11.11%	162
Total	52	32.10%	13	8.02%	27	16.67%	18	11.11%	162
7052140									
Poll Place	0		0		0		0		0
Vote by Mail	0		0		0		0		0
Mail Ballot	87	44.16%	9	4.57%	29	14.72%	11	5.58%	197
Total	87	44.16%	9	4.57%	29	14.72%	11	5.58%	197
7052142									
Poll Place	0		0		0		0		0
Vote by Mail	0		0		0		0		0
Mail Ballot	2	22.22%	3	33.33%	3	33.33%	0	0.00%	9
Total	2	22.22%	3	33.33%	3	33.33%	0	0.00%	9
7052143									
Poll Place	0		0		0		0		0
Vote by Mail	0		0		0		0		0
Mail Ballot	51	41.13%	5	4.03%	29	23.39%	8	6.45%	124
Total	51	41.13%	5	4.03%	29	23.39%	8	6.45%	124
Kern County - Total	1,743	34.11%	447	8.75%	895	17.51%	546	10.68%	5,110

Precinct	Registered Voters
Cumulative	
Cumulative	
Poll Place	0
Vote by Mail	0
Mail Ballot	0
Total	0
Cumulative - Total	0
County - Total	5,979

Precinct	CATHERINE ADAMS-TANGE		JOSE LUIS TAPIA	
Cumulative				
Cumulative				
Poll Place	0		0	
Vote by Mail	0		0	
Mail Ballot	0		0	
Total	0		0	
Cumulative - Total	0		0	
County - Total	554	10.84%	925	18.10%

Precinct	VIRGINIA LAWSON		PALMIRA SALINAS		JAVIER G MORENO		MICHAEL VILLASENOR		Total Votes
Cumulative									
Cumulative									
Poll Place	0		0		0		0		0
Vote by Mail	0		0		0		0		0
Mail Ballot	0		0		0		0		0
Total	0		0		0		0		0
Cumulative - Total	0		0		0		0		0
County - Total	1,743	34.11%	447	8.75%	895	17.51%	546	10.68%	5,110

Lamont School Board Member (Vote for 2)

Precinct	Registered Voters
County	
Kern County	
0052180	
Poll Place	753
Vote by Mail	753
Mail Ballot	753
Total	753
0052182	
Poll Place	641
Vote by Mail	641
Mail Ballot	641
Total	641
0052183	
Poll Place	929
Vote by Mail	929
Mail Ballot	929
Total	929
0052184	
Poll Place	890
Vote by Mail	890
Mail Ballot	890
Total	890
0052185	
Poll Place	410
Vote by Mail	410
Mail Ballot	410
Total	410

Precinct	ERNESTO "EL CAMPEON" GARAY		MARGIE PEOPLES	
County				
Kern County				
0052180				
Poll Place	35	41.67%	22	26.19%
Vote by Mail	173	34.60%	144	28.80%
Mail Ballot	0		0	
Total	208	35.62%	166	28.42%
0052182				
Poll Place	12	31.58%	9	23.68%
Vote by Mail	157	36.51%	113	26.28%
Mail Ballot	0		0	
Total	169	36.11%	122	26.07%
0052183				
Poll Place	50	48.54%	20	19.42%
Vote by Mail	203	34.64%	171	29.18%
Mail Ballot	0		0	
Total	253	36.72%	191	27.72%
0052184				
Poll Place	31	45.59%	12	17.65%
Vote by Mail	203	32.69%	187	30.11%
Mail Ballot	0		0	
Total	234	33.96%	199	28.88%
0052185				
Poll Place	24	33.80%	27	38.03%
Vote by Mail	82	33.88%	70	28.93%
Mail Ballot	0		0	
Total	106	33.87%	97	30.99%

Precinct	EVELYN VELASQUEZ		Total Votes
County			
Kern County			
0052180			
Poll Place	27	32.14%	84
Vote by Mail	183	36.60%	500
Mail Ballot	0		0
Total	210	35.96%	584
0052182			
Poll Place	17	44.74%	38
Vote by Mail	160	37.21%	430
Mail Ballot	0		0
Total	177	37.82%	468
0052183			
Poll Place	33	32.04%	103
Vote by Mail	212	36.18%	586
Mail Ballot	0		0
Total	245	35.56%	689
0052184			
Poll Place	25	36.76%	68
Vote by Mail	231	37.20%	621
Mail Ballot	0		0
Total	256	37.16%	689
0052185			
Poll Place	20	28.17%	71
Vote by Mail	90	37.19%	242
Mail Ballot	0		0
Total	110	35.14%	313

Precinct	Registered Voters
7050546	
Poll Place	0
Vote by Mail	0
Mail Ballot	0
Total	0
7050712	
Poll Place	0
Vote by Mail	0
Mail Ballot	0
Total	0
7051293	
Poll Place	177
Vote by Mail	177
Mail Ballot	177
Total	177
7051294	
Poll Place	63
Vote by Mail	63
Mail Ballot	63
Total	63
7051295	
Poll Place	15
Vote by Mail	15
Mail Ballot	15
Total	15
7051297	
Poll Place	209
Vote by Mail	209
Mail Ballot	209
Total	209

Precinct	ERNESTO "EL CAMPEON" GARAY		MARGIE PEOPLES	
7050546				
Poll Place	0		0	
Vote by Mail	0		0	
Mail Ballot	0		0	
Total	0		0	
7050712				
Poll Place	0		0	
Vote by Mail	0		0	
Mail Ballot	0		0	
Total	0		0	
7051293				
Poll Place	0		0	
Vote by Mail	0		0	
Mail Ballot	43	28.67%	49	32.67%
Total	43	28.67%	49	32.67%
7051294				
Poll Place	0		0	
Vote by Mail	0		0	
Mail Ballot	8	40.00%	6	30.00%
Total	8	40.00%	6	30.00%
7051295				
Poll Place	0		0	
Vote by Mail	0		0	
Mail Ballot	0	0.00%	2	40.00%
Total	0	0.00%	2	40.00%
7051297				
Poll Place	0		0	
Vote by Mail	0		0	
Mail Ballot	64	33.51%	54	28.27%
Total	64	33.51%	54	28.27%

Precinct	EVELYN VELASQUEZ		Total Votes
7050546			
Poll Place	0		0
Vote by Mail	0		0
Mail Ballot	0		0
Total	0		0
7050712			
Poll Place	0		0
Vote by Mail	0		0
Mail Ballot	0		0
Total	0		0
7051293			
Poll Place	0		0
Vote by Mail	0		0
Mail Ballot	58	38.67%	150
Total	58	38.67%	150
7051294			
Poll Place	0		0
Vote by Mail	0		0
Mail Ballot	6	30.00%	20
Total	6	30.00%	20
7051295			
Poll Place	0		0
Vote by Mail	0		0
Mail Ballot	3	60.00%	5
Total	3	60.00%	5
7051297			
Poll Place	0		0
Vote by Mail	0		0
Mail Ballot	73	38.22%	191
Total	73	38.22%	191

Precinct	Registered Voters
7051298	
Poll Place	289
Vote by Mail	289
Mail Ballot	289
Total	289
7053495	
Poll Place	0
Vote by Mail	0
Mail Ballot	0
Total	0
Kern County - Total	4,376
Cumulative	
Cumulative	
Poll Place	0
Vote by Mail	0
Mail Ballot	0
Total	0
Cumulative - Total	0
County - Total	4,376

Precinct	ERNESTO "EL CAMPEON" GARAY		MARGIE PEOPLES	
7051298				
Poll Place	0		0	
Vote by Mail	0		0	
Mail Ballot	64	29.49%	64	29.49%
Total	64	29.49%	64	29.49%
7053495				
Poll Place	0		0	
Vote by Mail	0		0	
Mail Ballot	0		0	
Total	0		0	
Kern County - Total	1,149	34.55%	950	28.56%
Cumulative				
Cumulative				
Poll Place	0		0	
Vote by Mail	0		0	
Mail Ballot	0		0	
Total	0		0	
Cumulative - Total	0		0	
County - Total	1,149	34.55%	950	28.56%

Precinct	EVELYN VELASQUEZ		Total Votes
7051298			
Poll Place	0		0
Vote by Mail	0		0
Mail Ballot	89	41.01%	217
Total	89	41.01%	217
7053495			
Poll Place	0		0
Vote by Mail	0		0
Mail Ballot	0		0
Total	0		0
Kern County - Total	1,227	36.89%	3,326
Cumulative			
Cumulative			
Poll Place	0		0
Vote by Mail	0		0
Mail Ballot	0		0
Total	0		0
Cumulative - Total	0		0
County - Total	1,227	36.89%	3,326

Maple School Board Member (Vote for 1)

Precinct	Registered Voters
County	
Kern County	
7012277	
Poll Place	243
Vote by Mail	243
Mail Ballot	243
Total	243
Kern County - Total	243
Cumulative	
Cumulative	
Poll Place	0
Vote by Mail	0
Mail Ballot	0
Total	0
Cumulative - Total	0
County - Total	243

Precinct	RANDY BLOEMHOF		TY ROGERS		Total Votes
County					
Kern County					
7012277					
Poll Place	0		0		0
Vote by Mail	0		0		0
Mail Ballot	147	76.96%	44	23.04%	191
Total	147	76.96%	44	23.04%	191
Kern County - Total	147	76.96%	44	23.04%	191
Cumulative					
Cumulative					
Poll Place	0		0		0
Vote by Mail	0		0		0
Mail Ballot	0		0		0
Total	0		0		0
Cumulative - Total	0		0		0
County - Total	147	76.96%	44	23.04%	191

McKittrick School Board Member (Vote for 1)

Precinct	Registered Voters
County	
Kern County	
7040141	
Poll Place	0
Vote by Mail	0
Mail Ballot	0
Total	0
7041139	
Poll Place	22
Vote by Mail	22
Mail Ballot	22
Total	22
7041143	
Poll Place	66
Vote by Mail	66
Mail Ballot	66
Total	66
Kern County - Total	88
Cumulative	
Cumulative	
Poll Place	0
Vote by Mail	0
Mail Ballot	0
Total	0
Cumulative - Total	0
County - Total	88

Precinct	CARL F TWISSELMAN III		JULIA SAGASER MORRIS	
County				
Kern County				
7040141				
Poll Place	0		0	
Vote by Mail	0		0	
Mail Ballot	0		0	
Total	0		0	
7041139				
Poll Place	0		0	
Vote by Mail	0		0	
Mail Ballot	11	64.71%	1	5.88%
Total	11	64.71%	1	5.88%
7041143				
Poll Place	0		0	
Vote by Mail	0		0	
Mail Ballot	14	29.17%	22	45.83%
Total	14	29.17%	22	45.83%
Kern County - Total	25	38.46%	23	35.38%
Cumulative				
Cumulative				
Poll Place	0		0	
Vote by Mail	0		0	
Mail Ballot	0		0	
Total	0		0	
Cumulative - Total	0		0	
County - Total	25	38.46%	23	35.38%

Precinct	GEORGE DENNIS MURPHY		Total Votes
County			
Kern County			
7040141			
Poll Place	0		0
Vote by Mail	0		0
Mail Ballot	0		0
Total	0		0
7041139			
Poll Place	0		0
Vote by Mail	0		0
Mail Ballot	5	29.41%	17
Total	5	29.41%	17
7041143			
Poll Place	0		0
Vote by Mail	0		0
Mail Ballot	12	25.00%	48
Total	12	25.00%	48
Kern County - Total	17	26.15%	65
Cumulative			
Cumulative			
Poll Place	0		0
Vote by Mail	0		0
Mail Ballot	0		0
Total	0		0
Cumulative - Total	0		0
County - Total	17	26.15%	65

Midway School Board Member (Vote for 1)

Precinct	Registered Voters
County	
Kern County	
7041507	
Poll Place	0
Vote by Mail	0
Mail Ballot	0
Total	0
7041769	
Poll Place	240
Vote by Mail	240
Mail Ballot	240
Total	240
Kern County - Total	240
Cumulative	
Cumulative	
Poll Place	0
Vote by Mail	0
Mail Ballot	0
Total	0
Cumulative - Total	0
County - Total	240

Precinct	CHARLES BARBA		TEENA MARIE SIMMONS		Total Votes
County					
Kern County					
7041507					
Poll Place	0		0		0
Vote by Mail	0		0		0
Mail Ballot	0		0		0
Total	0		0		0
7041769					
Poll Place	0		0		0
Vote by Mail	0		0		0
Mail Ballot	41	25.47%	120	74.53%	161
Total	41	25.47%	120	74.53%	161
Kern County - Total	41	25.47%	120	74.53%	161
Cumulative					
Cumulative					
Poll Place	0		0		0
Vote by Mail	0		0		0
Mail Ballot	0		0		0
Total	0		0		0
Cumulative - Total	0		0		0
County - Total	41	25.47%	120	74.53%	161

Norris School Board Member (Vote for 2)

Precinct	Registered Voters
County	
Kern County	
0011195	
Poll Place	1,366
Vote by Mail	1,366
Mail Ballot	1,366
Total	1,366
0012650	
Poll Place	1,338
Vote by Mail	1,338
Mail Ballot	1,338
Total	1,338
0015113	
Poll Place	1,121
Vote by Mail	1,121
Mail Ballot	1,121
Total	1,121
0015114	
Poll Place	797
Vote by Mail	797
Mail Ballot	797
Total	797
0015123	
Poll Place	1,080
Vote by Mail	1,080
Mail Ballot	1,080
Total	1,080

Precinct	JAMES H. BOWLES		MARTIN A. MEJIA	
County				
Kern County				
0011195				
Poll Place	157	46.04%	40	11.73%
Vote by Mail	674	45.79%	139	9.44%
Mail Ballot	0		0	
Total	831	45.84%	179	9.87%
0012650				
Poll Place	90	48.13%	21	11.23%
Vote by Mail	618	45.64%	166	12.26%
Mail Ballot	0		0	
Total	708	45.94%	187	12.13%
0015113				
Poll Place	78	44.07%	27	15.25%
Vote by Mail	442	42.71%	179	17.29%
Mail Ballot	0		0	
Total	520	42.90%	206	17.00%
0015114				
Poll Place	54	47.37%	19	16.67%
Vote by Mail	273	39.62%	143	20.75%
Mail Ballot	0		0	
Total	327	40.72%	162	20.17%
0015123				
Poll Place	96	48.00%	29	14.50%
Vote by Mail	426	44.38%	169	17.60%
Mail Ballot	0		0	
Total	522	45.00%	198	17.07%

Precinct	SUE DODGIN		Total Votes
County			
Kern County			
0011195			
Poll Place	144	42.23%	341
Vote by Mail	659	44.77%	1,472
Mail Ballot	0		0
Total	803	44.29%	1,813
0012650			
Poll Place	76	40.64%	187
Vote by Mail	570	42.10%	1,354
Mail Ballot	0		0
Total	646	41.92%	1,541
0015113			
Poll Place	72	40.68%	177
Vote by Mail	414	40.00%	1,035
Mail Ballot	0		0
Total	486	40.10%	1,212
0015114			
Poll Place	41	35.96%	114
Vote by Mail	273	39.62%	689
Mail Ballot	0		0
Total	314	39.10%	803
0015123			
Poll Place	75	37.50%	200
Vote by Mail	365	38.02%	960
Mail Ballot	0		0
Total	440	37.93%	1,160

Precinct	Registered Voters
0015124	
Poll Place	1,123
Vote by Mail	1,123
Mail Ballot	1,123
Total	1,123
0015133	
Poll Place	927
Vote by Mail	927
Mail Ballot	927
Total	927
0030385	
Poll Place	714
Vote by Mail	714
Mail Ballot	714
Total	714
0030386	
Poll Place	1,185
Vote by Mail	1,185
Mail Ballot	1,185
Total	1,185
0030393	
Poll Place	856
Vote by Mail	856
Mail Ballot	856
Total	856
0030396	
Poll Place	812
Vote by Mail	812
Mail Ballot	812
Total	812

Precinct	JAMES H. BOWLES		MARTIN A. MEIA	
0015124				
Poll Place	64	47.41%	26	19.26%
Vote by Mail	470	43.12%	183	16.79%
Mail Ballot	0		0	
Total	534	43.59%	209	17.06%
0015133				
Poll Place	83	47.43%	18	10.29%
Vote by Mail	387	45.21%	114	13.32%
Mail Ballot	0		0	
Total	470	45.59%	132	12.80%
0030385				
Poll Place	37	48.05%	9	11.69%
Vote by Mail	294	40.38%	161	22.12%
Mail Ballot	0		0	
Total	331	41.12%	170	21.12%
0030386				
Poll Place	78	48.45%	25	15.53%
Vote by Mail	468	42.43%	159	14.42%
Mail Ballot	0		0	
Total	546	43.20%	184	14.56%
0030393				
Poll Place	58	53.70%	11	10.19%
Vote by Mail	392	44.70%	115	13.11%
Mail Ballot	0		0	
Total	450	45.69%	126	12.79%
0030396				
Poll Place	71	48.63%	32	21.92%
Vote by Mail	274	40.23%	148	21.73%
Mail Ballot	0		0	
Total	345	41.72%	180	21.77%

Precinct	SUE DODGIN		Total Votes
0015124			
Poll Place	45	33.33%	135
Vote by Mail	437	40.09%	1,090
Mail Ballot	0		0
Total	482	39.35%	1,225
0015133			
Poll Place	74	42.29%	175
Vote by Mail	355	41.47%	856
Mail Ballot	0		0
Total	429	41.61%	1,031
0030385			
Poll Place	31	40.26%	77
Vote by Mail	273	37.50%	728
Mail Ballot	0		0
Total	304	37.76%	805
0030386			
Poll Place	58	36.02%	161
Vote by Mail	476	43.16%	1,103
Mail Ballot	0		0
Total	534	42.25%	1,264
0030393			
Poll Place	39	36.11%	108
Vote by Mail	370	42.19%	877
Mail Ballot	0		0
Total	409	41.52%	985
0030396			
Poll Place	43	29.45%	146
Vote by Mail	259	38.03%	681
Mail Ballot	0		0
Total	302	36.52%	827

Precinct	Registered Voters
0032640	
Poll Place	1,435
Vote by Mail	1,435
Mail Ballot	1,435
Total	1,435
0032652	
Poll Place	1,415
Vote by Mail	1,415
Mail Ballot	1,415
Total	1,415
0035603	
Poll Place	881
Vote by Mail	881
Mail Ballot	881
Total	881
0040419	
Poll Place	1,293
Vote by Mail	1,293
Mail Ballot	1,293
Total	1,293
0044112	
Poll Place	1,010
Vote by Mail	1,010
Mail Ballot	1,010
Total	1,010
7010080	
Poll Place	250
Vote by Mail	250
Mail Ballot	250
Total	250

Precinct	JAMES H. BOWLES		MARTIN A. MEIA	
0032640				
Poll Place	130	47.79%	29	10.66%
Vote by Mail	645	44.64%	174	12.04%
Mail Ballot	0		0	
Total	775	45.14%	203	11.82%
0032652				
Poll Place	46	46.00%	18	18.00%
Vote by Mail	761	46.23%	165	10.02%
Mail Ballot	0		0	
Total	807	46.22%	183	10.48%
0035603				
Poll Place	52	37.14%	33	23.57%
Vote by Mail	315	41.18%	137	17.91%
Mail Ballot	0		0	
Total	367	40.55%	170	18.78%
0040419				
Poll Place	60	42.55%	25	17.73%
Vote by Mail	539	43.19%	211	16.91%
Mail Ballot	0		0	
Total	599	43.12%	236	16.99%
0044112				
Poll Place	60	46.51%	14	10.85%
Vote by Mail	485	45.71%	154	14.51%
Mail Ballot	0		0	
Total	545	45.80%	168	14.12%
7010080				
Poll Place	0		0	
Vote by Mail	0		0	
Mail Ballot	151	47.34%	35	10.97%
Total	151	47.34%	35	10.97%

Precinct	SUE DODGIN		Total Votes
0032640			
Poll Place	113	41.54%	272
Vote by Mail	626	43.32%	1,445
Mail Ballot	0		0
Total	739	43.04%	1,717
0032652			
Poll Place	36	36.00%	100
Vote by Mail	720	43.74%	1,646
Mail Ballot	0		0
Total	756	43.30%	1,746
0035603			
Poll Place	55	39.29%	140
Vote by Mail	313	40.92%	765
Mail Ballot	0		0
Total	368	40.66%	905
0040419			
Poll Place	56	39.72%	141
Vote by Mail	498	39.90%	1,248
Mail Ballot	0		0
Total	554	39.88%	1,389
0044112			
Poll Place	55	42.64%	129
Vote by Mail	422	39.77%	1,061
Mail Ballot	0		0
Total	477	40.08%	1,190
7010080			
Poll Place	0		0
Vote by Mail	0		0
Mail Ballot	133	41.69%	319
Total	133	41.69%	319

Precinct	Registered Voters
7013068	
Poll Place	7
Vote by Mail	7
Mail Ballot	7
Total	7
7013112	
Poll Place	13
Vote by Mail	13
Mail Ballot	13
Total	13
7013114	
Poll Place	1,016
Vote by Mail	1,016
Mail Ballot	1,016
Total	1,016
7013182	
Poll Place	66
Vote by Mail	66
Mail Ballot	66
Total	66
7015125	
Poll Place	9
Vote by Mail	9
Mail Ballot	9
Total	9
7015128	
Poll Place	341
Vote by Mail	341
Mail Ballot	341
Total	341

Precinct	JAMES H. BOWLES		MARTIN A. MEIA	
7013068				
Poll Place	0		0	
Vote by Mail	0		0	
Mail Ballot	6	75.00%	0	0.00%
Total	6	75.00%	0	0.00%
7013112				
Poll Place	0		0	
Vote by Mail	0		0	
Mail Ballot	5	45.45%	2	18.18%
Total	5	45.45%	2	18.18%
7013114				
Poll Place	0		0	
Vote by Mail	0		0	
Mail Ballot	419	37.82%	244	22.02%
Total	419	37.82%	244	22.02%
7013182				
Poll Place	0		0	
Vote by Mail	0		0	
Mail Ballot	45	54.88%	6	7.32%
Total	45	54.88%	6	7.32%
7015125				
Poll Place	0		0	
Vote by Mail	0		0	
Mail Ballot	0	0.00%	4	66.67%
Total	0	0.00%	4	66.67%
7015128				
Poll Place	0		0	
Vote by Mail	0		0	
Mail Ballot	182	42.13%	75	17.36%
Total	182	42.13%	75	17.36%

Precinct	SUE DODGIN		Total Votes
7013068			
Poll Place	0		0
Vote by Mail	0		0
Mail Ballot	2	25.00%	8
Total	2	25.00%	8
7013112			
Poll Place	0		0
Vote by Mail	0		0
Mail Ballot	4	36.36%	11
Total	4	36.36%	11
7013114			
Poll Place	0		0
Vote by Mail	0		0
Mail Ballot	445	40.16%	1,108
Total	445	40.16%	1,108
7013182			
Poll Place	0		0
Vote by Mail	0		0
Mail Ballot	31	37.80%	82
Total	31	37.80%	82
7015125			
Poll Place	0		0
Vote by Mail	0		0
Mail Ballot	2	33.33%	6
Total	2	33.33%	6
7015128			
Poll Place	0		0
Vote by Mail	0		0
Mail Ballot	175	40.51%	432
Total	175	40.51%	432

Precinct	Registered Voters
7030372	
Poll Place	206
Vote by Mail	206
Mail Ballot	206
Total	206
7035600	
Poll Place	101
Vote by Mail	101
Mail Ballot	101
Total	101
7035639	
Poll Place	67
Vote by Mail	67
Mail Ballot	67
Total	67
7035692	
Poll Place	0
Vote by Mail	0
Mail Ballot	0
Total	0
Kern County - Total	19,429
Cumulative	
Cumulative	
Poll Place	0
Vote by Mail	0
Mail Ballot	0
Total	0
Cumulative - Total	0
County - Total	19,429

Precinct	JAMES H. BOWLES		MARTIN A. MEIA	
7030372				
Poll Place	0		0	
Vote by Mail	0		0	
Mail Ballot	128	51.61%	11	4.44%
Total	128	51.61%	11	4.44%
7035600				
Poll Place	0		0	
Vote by Mail	0		0	
Mail Ballot	46	37.10%	29	23.39%
Total	46	37.10%	29	23.39%
7035639				
Poll Place	0		0	
Vote by Mail	0		0	
Mail Ballot	42	46.67%	8	8.89%
Total	42	46.67%	8	8.89%
7035692				
Poll Place	0		0	
Vote by Mail	0		0	
Mail Ballot	0		0	
Total	0		0	
Kern County - Total	9,701	44.01%	3,307	15.00%
Cumulative				
Cumulative				
Poll Place	0		0	
Vote by Mail	0		0	
Mail Ballot	0		0	
Total	0		0	
Cumulative - Total	0		0	
County - Total	9,701	44.01%	3,307	15.00%

Precinct	SUE DODGIN		Total Votes
7030372			
Poll Place	0		0
Vote by Mail	0		0
Mail Ballot	109	43.95%	248
Total	109	43.95%	248
7035600			
Poll Place	0		0
Vote by Mail	0		0
Mail Ballot	49	39.52%	124
Total	49	39.52%	124
7035639			
Poll Place	0		0
Vote by Mail	0		0
Mail Ballot	40	44.44%	90
Total	40	44.44%	90
7035692			
Poll Place	0		0
Vote by Mail	0		0
Mail Ballot	0		0
Total	0		0
Kern County - Total	9,033	40.98%	22,041
Cumulative			
Cumulative			
Poll Place	0		0
Vote by Mail	0		0
Mail Ballot	0		0
Total	0		0
Cumulative - Total	0		0
County - Total	9,033	40.98%	22,041

Panama-Buena Vista Union Board Member # 2 (Vote for 3)

Precinct	Registered Voters
County	
Kern County	
0020249	
Poll Place	893
Vote by Mail	893
Mail Ballot	893
Total	893
0020289	
Poll Place	1,429
Vote by Mail	1,429
Mail Ballot	1,429
Total	1,429
0022004	
Poll Place	867
Vote by Mail	867
Mail Ballot	867
Total	867
0022005	
Poll Place	1,026
Vote by Mail	1,026
Mail Ballot	1,026
Total	1,026
0022006	
Poll Place	1,648
Vote by Mail	1,648
Mail Ballot	1,648
Total	1,648

Precinct	ZACK BASHIRTASH		MUOSADAK ABBAS	
County				
Kern County				
0020249				
Poll Place	13	16.67%	2	2.56%
Vote by Mail	163	14.87%	32	2.92%
Mail Ballot	0		0	
Total	176	14.99%	34	2.90%
0020289				
Poll Place	21	16.94%	3	2.42%
Vote by Mail	164	10.95%	25	1.67%
Mail Ballot	0		0	
Total	185	11.41%	28	1.73%
0022004				
Poll Place	16	18.60%	3	3.49%
Vote by Mail	112	11.89%	21	2.23%
Mail Ballot	0		0	
Total	128	12.45%	24	2.33%
0022005				
Poll Place	19	13.97%	4	2.94%
Vote by Mail	90	9.88%	30	3.29%
Mail Ballot	0		0	
Total	109	10.41%	34	3.25%
0022006				
Poll Place	23	11.39%	7	3.47%
Vote by Mail	191	11.31%	28	1.66%
Mail Ballot	0		0	
Total	214	11.32%	35	1.85%

Precinct	BRYAN EASTER		MICHAEL "MIKE" TANN		J.P. LAKE		PAULA VAN AUKEN		KELLY YOUNGSTROM		TOM WEBSTER		Total Votes
County													
Kern County													
0020249													
Poll Place	16	20.51%	5	6.41%	12	15.38%	14	17.95%	11	14.10%	5	6.41%	78
Vote by Mail	210	19.16%	64	5.84%	162	14.78%	210	19.16%	154	14.05%	101	9.22%	1,096
Mail Ballot	0		0		0		0		0		0		0
Total	226	19.25%	69	5.88%	174	14.82%	224	19.08%	165	14.05%	106	9.03%	1,174
0020289													
Poll Place	18	14.52%	9	7.26%	10	8.06%	29	23.39%	18	14.52%	16	12.90%	124
Vote by Mail	348	23.23%	108	7.21%	158	10.55%	339	22.63%	212	14.15%	144	9.61%	1,498
Mail Ballot	0		0		0		0		0		0		0
Total	366	22.56%	117	7.21%	168	10.36%	368	22.69%	230	14.18%	160	9.86%	1,622
0022004													
Poll Place	24	27.91%	4	4.65%	12	13.95%	17	19.77%	7	8.14%	3	3.49%	86
Vote by Mail	207	21.97%	48	5.10%	125	13.27%	181	19.21%	122	12.95%	126	13.38%	942
Mail Ballot	0		0		0		0		0		0		0
Total	231	22.47%	52	5.06%	137	13.33%	198	19.26%	129	12.55%	129	12.55%	1,028
0022005													
Poll Place	34	25.00%	11	8.09%	7	5.15%	28	20.59%	14	10.29%	19	13.97%	136
Vote by Mail	192	21.08%	69	7.57%	95	10.43%	205	22.50%	123	13.50%	107	11.75%	911
Mail Ballot	0		0		0		0		0		0		0
Total	226	21.59%	80	7.64%	102	9.74%	233	22.25%	137	13.09%	126	12.03%	1,047
0022006													
Poll Place	51	25.25%	20	9.90%	28	13.86%	30	14.85%	15	7.43%	28	13.86%	202
Vote by Mail	411	24.33%	101	5.98%	198	11.72%	371	21.97%	209	12.37%	180	10.66%	1,689
Mail Ballot	0		0		0		0		0		0		0
Total	462	24.43%	121	6.40%	226	11.95%	401	21.21%	224	11.85%	208	11.00%	1,891

Precinct	Registered Voters
0022008	
Poll Place	1,461
Vote by Mail	1,461
Mail Ballot	1,461
Total	1,461
0022018	
Poll Place	1,880
Vote by Mail	1,880
Mail Ballot	1,880
Total	1,880
0030352	
Poll Place	1,029
Vote by Mail	1,029
Mail Ballot	1,029
Total	1,029
0030374	
Poll Place	999
Vote by Mail	999
Mail Ballot	999
Total	999
0040401	
Poll Place	541
Vote by Mail	541
Mail Ballot	541
Total	541
0040405	
Poll Place	1,425
Vote by Mail	1,425
Mail Ballot	1,425
Total	1,425

Precinct	ZACK BASHIRTASH		MUOSADAK ABBAS	
0022008				
Poll Place	23	13.69%	2	1.19%
Vote by Mail	179	11.07%	37	2.29%
Mail Ballot	0		0	
Total	202	11.32%	39	2.18%
0022018				
Poll Place	48	18.39%	3	1.15%
Vote by Mail	299	12.79%	54	2.31%
Mail Ballot	0		0	
Total	347	13.35%	57	2.19%
0030352				
Poll Place	34	15.53%	8	3.65%
Vote by Mail	205	13.90%	29	1.97%
Mail Ballot	0		0	
Total	239	14.11%	37	2.18%
0030374				
Poll Place	45	22.84%	7	3.55%
Vote by Mail	156	11.94%	47	3.60%
Mail Ballot	0		0	
Total	201	13.37%	54	3.59%
0040401				
Poll Place	12	25.53%	0	0.00%
Vote by Mail	147	17.19%	7	0.82%
Mail Ballot	0		0	
Total	159	17.63%	7	0.78%
0040405				
Poll Place	82	24.48%	2	0.60%
Vote by Mail	421	18.99%	46	2.07%
Mail Ballot	0		0	
Total	503	19.71%	48	1.88%

Precinct	BRYAN EASTER		MICHAEL "MIKE" TANN		J.P. LAKE		PAULA VAN AUKEN		KELLY YOUNGSTROM		TOM WEBSTER		Total Votes
0022008													
Poll Place	34	20.24%	9	5.36%	28	16.67%	33	19.64%	20	11.90%	19	11.31%	168
Vote by Mail	405	25.05%	97	6.00%	190	11.75%	340	21.03%	212	13.11%	157	9.71%	1,617
Mail Ballot	0		0		0		0		0		0		0
Total	439	24.59%	106	5.94%	218	12.21%	373	20.90%	232	13.00%	176	9.86%	1,785
0022018													
Poll Place	65	24.90%	7	2.68%	29	11.11%	46	17.62%	31	11.88%	32	12.26%	261
Vote by Mail	564	24.12%	117	5.00%	306	13.09%	475	20.32%	320	13.69%	203	8.68%	2,338
Mail Ballot	0		0		0		0		0		0		0
Total	629	24.20%	124	4.77%	335	12.89%	521	20.05%	351	13.51%	235	9.04%	2,599
0030352													
Poll Place	43	19.63%	12	5.48%	29	13.24%	43	19.63%	32	14.61%	18	8.22%	219
Vote by Mail	317	21.49%	60	4.07%	238	16.14%	260	17.63%	213	14.44%	153	10.37%	1,475
Mail Ballot	0		0		0		0		0		0		0
Total	360	21.25%	72	4.25%	267	15.76%	303	17.89%	245	14.46%	171	10.09%	1,694
0030374													
Poll Place	39	19.80%	7	3.55%	28	14.21%	27	13.71%	21	10.66%	23	11.68%	197
Vote by Mail	270	20.67%	67	5.13%	174	13.32%	260	19.91%	178	13.63%	154	11.79%	1,306
Mail Ballot	0		0		0		0		0		0		0
Total	309	20.56%	74	4.92%	202	13.44%	287	19.10%	199	13.24%	177	11.78%	1,503
0040401													
Poll Place	9	19.15%	3	6.38%	8	17.02%	6	12.77%	5	10.64%	4	8.51%	47
Vote by Mail	137	16.02%	37	4.33%	181	21.17%	118	13.80%	153	17.89%	75	8.77%	855
Mail Ballot	0		0		0		0		0		0		0
Total	146	16.19%	40	4.43%	189	20.95%	124	13.75%	158	17.52%	79	8.76%	902
0040405													
Poll Place	49	14.63%	15	4.48%	90	26.87%	25	7.46%	52	15.52%	20	5.97%	335
Vote by Mail	340	15.34%	63	2.84%	564	25.44%	233	10.51%	384	17.32%	166	7.49%	2,217
Mail Ballot	0		0		0		0		0		0		0
Total	389	15.24%	78	3.06%	654	25.63%	258	10.11%	436	17.08%	186	7.29%	2,552

Precinct	Registered Voters
0040406	
Poll Place	1,059
Vote by Mail	1,059
Mail Ballot	1,059
Total	1,059
0040407	
Poll Place	762
Vote by Mail	762
Mail Ballot	762
Total	762
0040415	
Poll Place	1,659
Vote by Mail	1,659
Mail Ballot	1,659
Total	1,659
0040421	
Poll Place	995
Vote by Mail	995
Mail Ballot	995
Total	995
0040440	
Poll Place	991
Vote by Mail	991
Mail Ballot	991
Total	991
0040441	
Poll Place	1,404
Vote by Mail	1,404
Mail Ballot	1,404
Total	1,404

Precinct	ZACK BASHIRTASH		MUOSADAK ABBAS	
0040406				
Poll Place	36	22.36%	1	0.62%
Vote by Mail	296	19.91%	23	1.55%
Mail Ballot	0		0	
Total	332	20.15%	24	1.46%
0040407				
Poll Place	22	21.78%	1	0.99%
Vote by Mail	158	16.02%	17	1.72%
Mail Ballot	0		0	
Total	180	16.56%	18	1.66%
0040415				
Poll Place	60	24.79%	4	1.65%
Vote by Mail	453	17.86%	41	1.62%
Mail Ballot	0		0	
Total	513	18.47%	45	1.62%
0040421				
Poll Place	36	25.71%	2	1.43%
Vote by Mail	219	16.27%	29	2.15%
Mail Ballot	0		0	
Total	255	17.16%	31	2.09%
0040440				
Poll Place	49	23.79%	0	0.00%
Vote by Mail	228	16.59%	18	1.31%
Mail Ballot	0		0	
Total	277	17.53%	18	1.14%
0040441				
Poll Place	19	20.65%	3	3.26%
Vote by Mail	514	21.01%	53	2.17%
Mail Ballot	0		0	
Total	533	20.99%	56	2.21%

Precinct	BRYAN EASTER		MICHAEL "MIKE" TANN		J.P. LAKE		PAULA VAN AUKEN		KELLY YOUNGSTROM		TOM WEBSTER		Total Votes
0040406													
Poll Place	36	22.36%	10	6.21%	22	13.66%	23	14.29%	15	9.32%	18	11.18%	161
Vote by Mail	269	18.09%	73	4.91%	257	17.28%	221	14.86%	222	14.93%	126	8.47%	1,487
Mail Ballot	0		0		0		0		0		0		0
Total	305	18.51%	83	5.04%	279	16.93%	244	14.81%	237	14.38%	144	8.74%	1,648
0040407													
Poll Place	19	18.81%	2	1.98%	18	17.82%	13	12.87%	19	18.81%	7	6.93%	101
Vote by Mail	218	22.11%	49	4.97%	148	15.01%	176	17.85%	148	15.01%	72	7.30%	986
Mail Ballot	0		0		0		0		0		0		0
Total	237	21.80%	51	4.69%	166	15.27%	189	17.39%	167	15.36%	79	7.27%	1,087
0040415													
Poll Place	37	15.29%	9	3.72%	50	20.66%	25	10.33%	35	14.46%	22	9.09%	242
Vote by Mail	433	17.07%	102	4.02%	453	17.86%	393	15.50%	431	17.00%	230	9.07%	2,536
Mail Ballot	0		0		0		0		0		0		0
Total	470	16.92%	111	4.00%	503	18.11%	418	15.05%	466	16.77%	252	9.07%	2,778
0040421													
Poll Place	22	15.71%	1	0.71%	29	20.71%	17	12.14%	23	16.43%	10	7.14%	140
Vote by Mail	288	21.40%	55	4.09%	220	16.34%	209	15.53%	207	15.38%	119	8.84%	1,346
Mail Ballot	0		0		0		0		0		0		0
Total	310	20.86%	56	3.77%	249	16.76%	226	15.21%	230	15.48%	129	8.68%	1,486
0040440													
Poll Place	28	13.59%	6	2.91%	49	23.79%	20	9.71%	42	20.39%	12	5.83%	206
Vote by Mail	282	20.52%	72	5.24%	230	16.74%	237	17.25%	195	14.19%	112	8.15%	1,374
Mail Ballot	0		0		0		0		0		0		0
Total	310	19.62%	78	4.94%	279	17.66%	257	16.27%	237	15.00%	124	7.85%	1,580
0040441													
Poll Place	9	9.78%	3	3.26%	24	26.09%	11	11.96%	16	17.39%	7	7.61%	92
Vote by Mail	344	14.06%	103	4.21%	574	23.46%	247	10.09%	445	18.19%	167	6.82%	2,447
Mail Ballot	0		0		0		0		0		0		0
Total	353	13.90%	106	4.17%	598	23.55%	258	10.16%	461	18.16%	174	6.85%	2,539

Precinct	Registered Voters
0040442	
Poll Place	901
Vote by Mail	901
Mail Ballot	901
Total	901
0040443	
Poll Place	703
Vote by Mail	703
Mail Ballot	703
Total	703
0040447	
Poll Place	1,022
Vote by Mail	1,022
Mail Ballot	1,022
Total	1,022
0040454	
Poll Place	992
Vote by Mail	992
Mail Ballot	992
Total	992
0040461	
Poll Place	1,495
Vote by Mail	1,495
Mail Ballot	1,495
Total	1,495
0040462	
Poll Place	1,455
Vote by Mail	1,455
Mail Ballot	1,455
Total	1,455

Precinct	ZACK BASHIRTASH		MUOSADAK ABBAS	
0040442				
Poll Place	30	23.44%	2	1.56%
Vote by Mail	184	13.96%	26	1.97%
Mail Ballot	0		0	
Total	214	14.80%	28	1.94%
0040443				
Poll Place	25	23.36%	1	0.93%
Vote by Mail	147	15.30%	26	2.71%
Mail Ballot	0		0	
Total	172	16.10%	27	2.53%
0040447				
Poll Place	18	17.82%	2	1.98%
Vote by Mail	206	14.79%	24	1.72%
Mail Ballot	0		0	
Total	224	14.99%	26	1.74%
0040454				
Poll Place	27	16.98%	3	1.89%
Vote by Mail	161	12.74%	56	4.43%
Mail Ballot	0		0	
Total	188	13.21%	59	4.15%
0040461				
Poll Place	76	22.69%	4	1.19%
Vote by Mail	390	16.46%	49	2.07%
Mail Ballot	0		0	
Total	466	17.23%	53	1.96%
0040462				
Poll Place	35	20.11%	7	4.02%
Vote by Mail	383	16.49%	80	3.44%
Mail Ballot	0		0	
Total	418	16.74%	87	3.48%

Precinct	BRYAN EASTER		MICHAEL "MIKE" TANN		J.P. LAKE		PAULA VAN AUKEN		KELLY YOUNGSTROM		TOM WEBSTER		Total Votes
0040442													
Poll Place	27	21.09%	4	3.13%	21	16.41%	12	9.38%	19	14.84%	13	10.16%	128
Vote by Mail	266	20.18%	71	5.39%	236	17.91%	231	17.53%	182	13.81%	122	9.26%	1,318
Mail Ballot	0		0		0		0		0		0		0
Total	293	20.26%	75	5.19%	257	17.77%	243	16.80%	201	13.90%	135	9.34%	1,446
0040443													
Poll Place	15	14.02%	5	4.67%	26	24.30%	9	8.41%	18	16.82%	8	7.48%	107
Vote by Mail	175	18.21%	45	4.68%	164	17.07%	161	16.75%	142	14.78%	101	10.51%	961
Mail Ballot	0		0		0		0		0		0		0
Total	190	17.79%	50	4.68%	190	17.79%	170	15.92%	160	14.98%	109	10.21%	1,068
0040447													
Poll Place	22	21.78%	8	7.92%	11	10.89%	16	15.84%	14	13.86%	10	9.90%	101
Vote by Mail	300	21.54%	75	5.38%	204	14.64%	258	18.52%	203	14.57%	123	8.83%	1,393
Mail Ballot	0		0		0		0		0		0		0
Total	322	21.55%	83	5.56%	215	14.39%	274	18.34%	217	14.52%	133	8.90%	1,494
0040454													
Poll Place	34	21.38%	3	1.89%	34	21.38%	24	15.09%	22	13.84%	12	7.55%	159
Vote by Mail	252	19.94%	64	5.06%	207	16.38%	224	17.72%	183	14.48%	117	9.26%	1,264
Mail Ballot	0		0		0		0		0		0		0
Total	286	20.10%	67	4.71%	241	16.94%	248	17.43%	205	14.41%	129	9.07%	1,423
0040461													
Poll Place	54	16.12%	16	4.78%	77	22.99%	30	8.96%	48	14.33%	30	8.96%	335
Vote by Mail	411	17.35%	85	3.59%	592	24.99%	245	10.34%	429	18.11%	168	7.09%	2,369
Mail Ballot	0		0		0		0		0		0		0
Total	465	17.20%	101	3.74%	669	24.74%	275	10.17%	477	17.64%	198	7.32%	2,704
0040462													
Poll Place	29	16.67%	7	4.02%	30	17.24%	19	10.92%	29	16.67%	18	10.34%	174
Vote by Mail	412	17.74%	99	4.26%	478	20.58%	274	11.80%	388	16.70%	209	9.00%	2,323
Mail Ballot	0		0		0		0		0		0		0
Total	441	17.66%	106	4.25%	508	20.34%	293	11.73%	417	16.70%	227	9.09%	2,497

Precinct	Registered Voters
0040463	
Poll Place	971
Vote by Mail	971
Mail Ballot	971
Total	971
0040464	
Poll Place	1,231
Vote by Mail	1,231
Mail Ballot	1,231
Total	1,231
0040469	
Poll Place	929
Vote by Mail	929
Mail Ballot	929
Total	929
0040470	
Poll Place	1,081
Vote by Mail	1,081
Mail Ballot	1,081
Total	1,081
0040471	
Poll Place	1,591
Vote by Mail	1,591
Mail Ballot	1,591
Total	1,591
0040475	
Poll Place	1,090
Vote by Mail	1,090
Mail Ballot	1,090
Total	1,090

Precinct	ZACK BASHIRTASH		MUOSADAK ABBAS	
0040463				
Poll Place	28	15.73%	3	1.69%
Vote by Mail	173	14.50%	34	2.85%
Mail Ballot	0		0	
Total	201	14.66%	37	2.70%
0040464				
Poll Place	31	14.76%	1	0.48%
Vote by Mail	174	11.36%	44	2.87%
Mail Ballot	0		0	
Total	205	11.77%	45	2.58%
0040469				
Poll Place	34	14.85%	1	0.44%
Vote by Mail	121	12.31%	22	2.24%
Mail Ballot	0		0	
Total	155	12.79%	23	1.90%
0040470				
Poll Place	33	18.13%	5	2.75%
Vote by Mail	177	13.04%	47	3.46%
Mail Ballot	0		0	
Total	210	13.65%	52	3.38%
0040471				
Poll Place	39	14.13%	6	2.17%
Vote by Mail	223	11.84%	59	3.13%
Mail Ballot	0		0	
Total	262	12.13%	65	3.01%
0040475				
Poll Place	29	16.38%	3	1.69%
Vote by Mail	211	14.76%	36	2.52%
Mail Ballot	0		0	
Total	240	14.93%	39	2.43%

Precinct	BRYAN EASTER		MICHAEL "MIKE" TANN		J.P. LAKE		PAULA VAN AUKEN		KELLY YOUNGSTROM		TOM WEBSTER		Total Votes
0040463													
Poll Place	33	18.54%	7	3.93%	35	19.66%	26	14.61%	32	17.98%	14	7.87%	178
Vote by Mail	226	18.94%	83	6.96%	167	14.00%	236	19.78%	154	12.91%	120	10.06%	1,193
Mail Ballot	0		0		0		0		0		0		0
Total	259	18.89%	90	6.56%	202	14.73%	262	19.11%	186	13.57%	134	9.77%	1,371
0040464													
Poll Place	45	21.43%	16	7.62%	24	11.43%	41	19.52%	28	13.33%	24	11.43%	210
Vote by Mail	336	21.93%	72	4.70%	221	14.43%	317	20.69%	220	14.36%	148	9.66%	1,532
Mail Ballot	0		0		0		0		0		0		0
Total	381	21.87%	88	5.05%	245	14.06%	358	20.55%	248	14.24%	172	9.87%	1,742
0040469													
Poll Place	49	21.40%	15	6.55%	41	17.90%	40	17.47%	27	11.79%	22	9.61%	229
Vote by Mail	221	22.48%	66	6.71%	124	12.61%	191	19.43%	146	14.85%	92	9.36%	983
Mail Ballot	0		0		0		0		0		0		0
Total	270	22.28%	81	6.68%	165	13.61%	231	19.06%	173	14.27%	114	9.41%	1,212
0040470													
Poll Place	42	23.08%	10	5.49%	30	16.48%	28	15.38%	23	12.64%	11	6.04%	182
Vote by Mail	319	23.51%	80	5.90%	189	13.93%	233	17.17%	199	14.66%	113	8.33%	1,357
Mail Ballot	0		0		0		0		0		0		0
Total	361	23.46%	90	5.85%	219	14.23%	261	16.96%	222	14.42%	124	8.06%	1,539
0040471													
Poll Place	64	23.19%	15	5.43%	41	14.86%	51	18.48%	32	11.59%	28	10.14%	276
Vote by Mail	430	22.82%	82	4.35%	265	14.07%	349	18.52%	273	14.49%	203	10.77%	1,884
Mail Ballot	0		0		0		0		0		0		0
Total	494	22.87%	97	4.49%	306	14.17%	400	18.52%	305	14.12%	231	10.69%	2,160
0040475													
Poll Place	41	23.16%	10	5.65%	30	16.95%	21	11.86%	24	13.56%	19	10.73%	177
Vote by Mail	303	21.19%	56	3.92%	242	16.92%	242	16.92%	218	15.24%	122	8.53%	1,430
Mail Ballot	0		0		0		0		0		0		0
Total	344	21.41%	66	4.11%	272	16.93%	263	16.37%	242	15.06%	141	8.77%	1,607

Precinct	Registered Voters
0040480	
Poll Place	1,194
Vote by Mail	1,194
Mail Ballot	1,194
Total	1,194
0040494	
Poll Place	979
Vote by Mail	979
Mail Ballot	979
Total	979
0040495	
Poll Place	1,789
Vote by Mail	1,789
Mail Ballot	1,789
Total	1,789
0040497	
Poll Place	885
Vote by Mail	885
Mail Ballot	885
Total	885
0043290	
Poll Place	488
Vote by Mail	488
Mail Ballot	488
Total	488
0044104	
Poll Place	1,669
Vote by Mail	1,669
Mail Ballot	1,669
Total	1,669

Precinct	ZACK BASHIRTASH		MUOSADAK ABBAS	
0040480				
Poll Place	34	19.88%	1	0.58%
Vote by Mail	270	14.50%	52	2.79%
Mail Ballot	0		0	
Total	304	14.95%	53	2.61%
0040494				
Poll Place	30	26.09%	3	2.61%
Vote by Mail	236	16.07%	46	3.13%
Mail Ballot	0		0	
Total	266	16.79%	49	3.09%
0040495				
Poll Place	45	22.06%	3	1.47%
Vote by Mail	370	13.23%	108	3.86%
Mail Ballot	0		0	
Total	415	13.83%	111	3.70%
0040497				
Poll Place	29	16.67%	2	1.15%
Vote by Mail	156	14.34%	33	3.03%
Mail Ballot	0		0	
Total	185	14.66%	35	2.77%
0043290				
Poll Place	34	25.76%	0	0.00%
Vote by Mail	159	20.38%	0	0.00%
Mail Ballot	0		0	
Total	193	21.16%	0	0.00%
0044104				
Poll Place	33	20.00%	3	1.82%
Vote by Mail	271	12.23%	66	2.98%
Mail Ballot	0		0	
Total	304	12.77%	69	2.90%

Precinct	BRYAN EASTER		MICHAEL "MIKE" TANN		J.P. LAKE		PAULA VAN AUKEN		KELLY YOUNGSTROM		TOM WEBSTER		Total Votes
0040480													
Poll Place	40	23.39%	3	1.75%	34	19.88%	14	8.19%	28	16.37%	17	9.94%	171
Vote by Mail	374	20.09%	93	4.99%	367	19.71%	235	12.62%	288	15.47%	183	9.83%	1,862
Mail Ballot	0		0		0		0		0		0		0
Total	414	20.36%	96	4.72%	401	19.72%	249	12.25%	316	15.54%	200	9.84%	2,033
0040494													
Poll Place	18	15.65%	7	6.09%	28	24.35%	6	5.22%	11	9.57%	12	10.43%	115
Vote by Mail	289	19.67%	70	4.77%	251	17.09%	205	13.96%	231	15.72%	141	9.60%	1,469
Mail Ballot	0		0		0		0		0		0		0
Total	307	19.38%	77	4.86%	279	17.61%	211	13.32%	242	15.28%	153	9.66%	1,584
0040495													
Poll Place	41	20.10%	7	3.43%	34	16.67%	26	12.75%	31	15.20%	17	8.33%	204
Vote by Mail	566	20.24%	139	4.97%	483	17.27%	453	16.20%	420	15.02%	258	9.22%	2,797
Mail Ballot	0		0		0		0		0		0		0
Total	607	20.23%	146	4.87%	517	17.23%	479	15.96%	451	15.03%	275	9.16%	3,001
0040497													
Poll Place	33	18.97%	11	6.32%	28	16.09%	27	15.52%	22	12.64%	22	12.64%	174
Vote by Mail	229	21.05%	43	3.95%	155	14.25%	200	18.38%	176	16.18%	96	8.82%	1,088
Mail Ballot	0		0		0		0		0		0		0
Total	262	20.76%	54	4.28%	183	14.50%	227	17.99%	198	15.69%	118	9.35%	1,262
0043290													
Poll Place	13	9.85%	2	1.52%	52	39.39%	2	1.52%	28	21.21%	1	0.76%	132
Vote by Mail	155	19.87%	8	1.03%	274	35.13%	25	3.21%	128	16.41%	31	3.97%	780
Mail Ballot	0		0		0		0		0		0		0
Total	168	18.42%	10	1.10%	326	35.75%	27	2.96%	156	17.11%	32	3.51%	912
0044104													
Poll Place	31	18.79%	8	4.85%	33	20.00%	19	11.52%	24	14.55%	14	8.48%	165
Vote by Mail	488	22.03%	149	6.73%	293	13.23%	436	19.68%	314	14.18%	198	8.94%	2,215
Mail Ballot	0		0		0		0		0		0		0
Total	519	21.81%	157	6.60%	326	13.70%	455	19.12%	338	14.20%	212	8.91%	2,380

Precinct	Registered Voters
0044105	
Poll Place	1,097
Vote by Mail	1,097
Mail Ballot	1,097
Total	1,097
0044106	
Poll Place	1,303
Vote by Mail	1,303
Mail Ballot	1,303
Total	1,303
0044107	
Poll Place	1,405
Vote by Mail	1,405
Mail Ballot	1,405
Total	1,405
0044113	
Poll Place	803
Vote by Mail	803
Mail Ballot	803
Total	803
7022007	
Poll Place	121
Vote by Mail	121
Mail Ballot	121
Total	121
7030336	
Poll Place	0
Vote by Mail	0
Mail Ballot	0
Total	0

Precinct	ZACK BASHIRTASH		MUOSADAK ABBAS	
0044105				
Poll Place	34	20.86%	1	0.61%
Vote by Mail	180	13.02%	64	4.63%
Mail Ballot	0		0	
Total	214	13.84%	65	4.20%
0044106				
Poll Place	32	20.00%	3	1.88%
Vote by Mail	244	13.65%	61	3.41%
Mail Ballot	0		0	
Total	276	14.17%	64	3.29%
0044107				
Poll Place	32	25.20%	6	4.72%
Vote by Mail	459	18.94%	75	3.09%
Mail Ballot	0		0	
Total	491	19.25%	81	3.18%
0044113				
Poll Place	36	22.50%	1	0.63%
Vote by Mail	137	12.95%	29	2.74%
Mail Ballot	0		0	
Total	173	14.20%	30	2.46%
7022007				
Poll Place	0		0	
Vote by Mail	0		0	
Mail Ballot	21	15.79%	6	4.51%
Total	21	15.79%	6	4.51%
7030336				
Poll Place	0		0	
Vote by Mail	0		0	
Mail Ballot	0		0	
Total	0		0	

Precinct	BRYAN EASTER		MICHAEL "MIKE" TANN		J.P. LAKE		PAULA VAN AUKEN		KELLY YOUNGSTROM		TOM WEBSTER		Total Votes
0044105													
Poll Place	25	15.34%	4	2.45%	33	20.25%	16	9.82%	35	21.47%	15	9.20%	163
Vote by Mail	293	21.19%	91	6.58%	192	13.88%	223	16.12%	188	13.59%	152	10.99%	1,383
Mail Ballot	0		0		0		0		0		0		0
Total	318	20.57%	95	6.14%	225	14.55%	239	15.46%	223	14.42%	167	10.80%	1,546
0044106													
Poll Place	35	21.88%	7	4.38%	28	17.50%	26	16.25%	17	10.63%	12	7.50%	160
Vote by Mail	395	22.09%	86	4.81%	236	13.20%	334	18.68%	247	13.81%	185	10.35%	1,788
Mail Ballot	0		0		0		0		0		0		0
Total	430	22.07%	93	4.77%	264	13.55%	360	18.48%	264	13.55%	197	10.11%	1,948
0044107													
Poll Place	19	14.96%	1	0.79%	26	20.47%	8	6.30%	23	18.11%	12	9.45%	127
Vote by Mail	428	17.66%	84	3.47%	500	20.63%	251	10.35%	452	18.65%	175	7.22%	2,424
Mail Ballot	0		0		0		0		0		0		0
Total	447	17.52%	85	3.33%	526	20.62%	259	10.15%	475	18.62%	187	7.33%	2,551
0044113													
Poll Place	27	16.88%	10	6.25%	28	17.50%	28	17.50%	25	15.63%	5	3.13%	160
Vote by Mail	238	22.50%	60	5.67%	167	15.78%	183	17.30%	153	14.46%	91	8.60%	1,058
Mail Ballot	0		0		0		0		0		0		0
Total	265	21.76%	70	5.75%	195	16.01%	211	17.32%	178	14.61%	96	7.88%	1,218
7022007													
Poll Place	0		0		0		0		0		0		0
Vote by Mail	0		0		0		0		0		0		0
Mail Ballot	39	29.32%	5	3.76%	13	9.77%	28	21.05%	9	6.77%	12	9.02%	133
Total	39	29.32%	5	3.76%	13	9.77%	28	21.05%	9	6.77%	12	9.02%	133
7030336													
Poll Place	0		0		0		0		0		0		0
Vote by Mail	0		0		0		0		0		0		0
Mail Ballot	0		0		0		0		0		0		0
Total	0		0		0		0		0		0		0

Precinct	Registered Voters
7035670	
Poll Place	0
Vote by Mail	0
Mail Ballot	0
Total	0
7035683	
Poll Place	0
Vote by Mail	0
Mail Ballot	0
Total	0
7035685	
Poll Place	38
Vote by Mail	38
Mail Ballot	38
Total	38
7040438	
Poll Place	0
Vote by Mail	0
Mail Ballot	0
Total	0
7040478	
Poll Place	489
Vote by Mail	489
Mail Ballot	489
Total	489
7040492	
Poll Place	0
Vote by Mail	0
Mail Ballot	0
Total	0

Precinct	ZACK BASHIRTASH		MUOSADAK ABBAS	
7035670				
Poll Place	0		0	
Vote by Mail	0		0	
Mail Ballot	0		0	
Total	0		0	
7035683				
Poll Place	0		0	
Vote by Mail	0		0	
Mail Ballot	0		0	
Total	0		0	
7035685				
Poll Place	0		0	
Vote by Mail	0		0	
Mail Ballot	1	4.55%	1	4.55%
Total	1	4.55%	1	4.55%
7040438				
Poll Place	0		0	
Vote by Mail	0		0	
Mail Ballot	0		0	
Total	0		0	
7040478				
Poll Place	0		0	
Vote by Mail	0		0	
Mail Ballot	134	14.91%	26	2.89%
Total	134	14.91%	26	2.89%
7040492				
Poll Place	0		0	
Vote by Mail	0		0	
Mail Ballot	0		0	
Total	0		0	

Precinct	BRYAN EASTER		MICHAEL "MIKE" TANN		J.P. LAKE		PAULA VAN AUKEN		KELLY YOUNGSTROM		TOM WEBSTER		Total Votes
7035670													
Poll Place	0		0		0		0		0		0		0
Vote by Mail	0		0		0		0		0		0		0
Mail Ballot	0		0		0		0		0		0		0
Total	0		0		0		0		0		0		0
7035683													
Poll Place	0		0		0		0		0		0		0
Vote by Mail	0		0		0		0		0		0		0
Mail Ballot	0		0		0		0		0		0		0
Total	0		0		0		0		0		0		0
7035685													
Poll Place	0		0		0		0		0		0		0
Vote by Mail	0		0		0		0		0		0		0
Mail Ballot	5	22.73%	1	4.55%	3	13.64%	5	22.73%	4	18.18%	2	9.09%	22
Total	5	22.73%	1	4.55%	3	13.64%	5	22.73%	4	18.18%	2	9.09%	22
7040438													
Poll Place	0		0		0		0		0		0		0
Vote by Mail	0		0		0		0		0		0		0
Mail Ballot	0		0		0		0		0		0		0
Total	0		0		0		0		0		0		0
7040478													
Poll Place	0		0		0		0		0		0		0
Vote by Mail	0		0		0		0		0		0		0
Mail Ballot	171	19.02%	39	4.34%	187	20.80%	99	11.01%	159	17.69%	84	9.34%	899
Total	171	19.02%	39	4.34%	187	20.80%	99	11.01%	159	17.69%	84	9.34%	899
7040492													
Poll Place	0		0		0		0		0		0		0
Vote by Mail	0		0		0		0		0		0		0
Mail Ballot	0		0		0		0		0		0		0
Total	0		0		0		0		0		0		0

Precinct	Registered Voters
7041778	
Poll Place	0
Vote by Mail	0
Mail Ballot	0
Total	0
7042517	
Poll Place	6
Vote by Mail	6
Mail Ballot	6
Total	6
7043458	
Poll Place	0
Vote by Mail	0
Mail Ballot	0
Total	0
7044123	
Poll Place	683
Vote by Mail	683
Mail Ballot	683
Total	683
7044133	
Poll Place	0
Vote by Mail	0
Mail Ballot	0
Total	0
Kern County - Total	46,478
Cumulative	
Cumulative	
Poll Place	0
Vote by Mail	0
Mail Ballot	0
Total	0

Precinct	ZACK BASHIRTASH		MUOSADAK ABBAS	
7041778				
Poll Place	0		0	
Vote by Mail	0		0	
Mail Ballot	0		0	
Total	0		0	
7042517				
Poll Place	0		0	
Vote by Mail	0		0	
Mail Ballot	4	33.33%	0	0.00%
Total	4	33.33%	0	0.00%
7043458				
Poll Place	0		0	
Vote by Mail	0		0	
Mail Ballot	0		0	
Total	0		0	
7044123				
Poll Place	0		0	
Vote by Mail	0		0	
Mail Ballot	126	11.97%	34	3.23%
Total	126	11.97%	34	3.23%
7044133				
Poll Place	0		0	
Vote by Mail	0		0	
Mail Ballot	0		0	
Total	0		0	
Kern County - Total	10,615	15.22%	1,754	2.52%
Cumulative				
Cumulative				
Poll Place	0		0	
Vote by Mail	0		0	
Mail Ballot	0		0	
Total	0		0	

Precinct	BRYAN EASTER		MICHAEL "MIKE" TANN		J.P. LAKE		PAULA VAN AUKEN		KELLY YOUNGSTROM		TOM WEBSTER		Total Votes
7041778													
Poll Place	0		0		0		0		0		0		0
Vote by Mail	0		0		0		0		0		0		0
Mail Ballot	0		0		0		0		0		0		0
Total	0		0		0		0		0		0		0
7042517													
Poll Place	0		0		0		0		0		0		0
Vote by Mail	0		0		0		0		0		0		0
Mail Ballot	0	0.00%	0	0.00%	4	33.33%	0	0.00%	4	33.33%	0	0.00%	12
Total	0	0.00%	0	0.00%	4	33.33%	0	0.00%	4	33.33%	0	0.00%	12
7043458													
Poll Place	0		0		0		0		0		0		0
Vote by Mail	0		0		0		0		0		0		0
Mail Ballot	0		0		0		0		0		0		0
Total	0		0		0		0		0		0		0
7044123													
Poll Place	0		0		0		0		0		0		0
Vote by Mail	0		0		0		0		0		0		0
Mail Ballot	198	18.80%	68	6.46%	194	18.42%	154	14.62%	183	17.38%	96	9.12%	1,053
Total	198	18.80%	68	6.46%	194	18.42%	154	14.62%	183	17.38%	96	9.12%	1,053
7044133													
Poll Place	0		0		0		0		0		0		0
Vote by Mail	0		0		0		0		0		0		0
Mail Ballot	0		0		0		0		0		0		0
Total	0		0		0		0		0		0		0
Kern County - Total	14,024	20.11%	3,408	4.89%	11,878	17.03%	11,163	16.01%	10,557	15.14%	6,333	9.08%	69,732
Cumulative													
Cumulative													
Poll Place	0		0		0		0		0		0		0
Vote by Mail	0		0		0		0		0		0		0
Mail Ballot	0		0		0		0		0		0		0
Total	0		0		0		0		0		0		0

Precinct	Registered Voters
Cumulative - Total	0
County - Total	46,478

Precinct	ZACK BASHIRTASH		MUOSADAK ABBAS	
Cumulative - Total	0		0	
County - Total	10,615	15.22%	1,754	2.52%

Precinct	BRYAN EASTER		MICHAEL "MIKE" TANN		J.P. LAKE		PAULA VAN AUKEN		KELLY YOUNGSTROM		TOM WEBSTER		Total Votes
Cumulative - Total	0		0		0		0		0		0		0
County - Total	14,024	20.11%	3,408	4.89%	11,878	17.03%	11,163	16.01%	10,557	15.14%	6,333	9.08%	69,732

Richland School Board Member # 3 (Vote for 1)

Precinct	Registered Voters
County	
Kern County	
0013120	
Poll Place	1,245
Vote by Mail	1,245
Mail Ballot	1,245
Total	1,245
Kern County - Total	1,245
Cumulative	
Cumulative	
Poll Place	0
Vote by Mail	0
Mail Ballot	0
Total	0
Cumulative - Total	0
County - Total	1,245

Precinct	JULIAN ARMANDO CALVILLO		DEANNA RODRIGUEZ ROOT		Total Votes
County					
Kern County					
0013120					
Poll Place	72	55.81%	57	44.19%	129
Vote by Mail	308	47.75%	337	52.25%	645
Mail Ballot	0		0		0
Total	380	49.10%	394	50.90%	774
Kern County - Total	380	49.10%	394	50.90%	774
Cumulative					
Cumulative					
Poll Place	0		0		0
Vote by Mail	0		0		0
Mail Ballot	0		0		0
Total	0		0		0
Cumulative - Total	0		0		0
County - Total	380	49.10%	394	50.90%	774

Rio Bravo-Greeley Union Board Member - Full Term (Vote for 3)

Precinct	Registered Voters
County	
Kern County	
0041910	
Poll Place	628
Vote by Mail	628
Mail Ballot	628
Total	628
0041915	
Poll Place	1,594
Vote by Mail	1,594
Mail Ballot	1,594
Total	1,594
7011202	
Poll Place	244
Vote by Mail	244
Mail Ballot	244
Total	244
7011915	
Poll Place	46
Vote by Mail	46
Mail Ballot	46
Total	46
7012992	
Poll Place	39
Vote by Mail	39
Mail Ballot	39
Total	39

Precinct	FRANCISCO "CISCO" LICEA		MICHAEL DIXON	
County				
Kern County				
0041910				
Poll Place	20	19.23%	25	24.04%
Vote by Mail	141	18.36%	175	22.79%
Mail Ballot	0		0	
Total	161	18.46%	200	22.94%
0041915				
Poll Place	52	19.62%	57	21.51%
Vote by Mail	454	21.23%	451	21.09%
Mail Ballot	0		0	
Total	506	21.06%	508	21.14%
7011202				
Poll Place	0		0	
Vote by Mail	0		0	
Mail Ballot	56	18.06%	90	29.03%
Total	56	18.06%	90	29.03%
7011915				
Poll Place	0		0	
Vote by Mail	0		0	
Mail Ballot	7	12.28%	20	35.09%
Total	7	12.28%	20	35.09%
7012992				
Poll Place	0		0	
Vote by Mail	0		0	
Mail Ballot	13	20.00%	14	21.54%
Total	13	20.00%	14	21.54%

Precinct	SHELLEY CAUZZA		GORDON WALTER		Total Votes
County					
Kern County					
0041910					
Poll Place	37	35.58%	22	21.15%	104
Vote by Mail	252	32.81%	200	26.04%	768
Mail Ballot	0		0		0
Total	289	33.14%	222	25.46%	872
0041915					
Poll Place	84	31.70%	72	27.17%	265
Vote by Mail	661	30.92%	572	26.75%	2,138
Mail Ballot	0		0		0
Total	745	31.00%	644	26.80%	2,403
7011202					
Poll Place	0		0		0
Vote by Mail	0		0		0
Mail Ballot	88	28.39%	76	24.52%	310
Total	88	28.39%	76	24.52%	310
7011915					
Poll Place	0		0		0
Vote by Mail	0		0		0
Mail Ballot	15	26.32%	15	26.32%	57
Total	15	26.32%	15	26.32%	57
7012992					
Poll Place	0		0		0
Vote by Mail	0		0		0
Mail Ballot	22	33.85%	16	24.62%	65
Total	22	33.85%	16	24.62%	65

Precinct	Registered Voters
7013104	
Poll Place	2
Vote by Mail	2
Mail Ballot	2
Total	2
7015134	
Poll Place	0
Vote by Mail	0
Mail Ballot	0
Total	0
7040439	
Poll Place	257
Vote by Mail	257
Mail Ballot	257
Total	257
7042521	
Poll Place	32
Vote by Mail	32
Mail Ballot	32
Total	32
7043063	
Poll Place	0
Vote by Mail	0
Mail Ballot	0
Total	0
7043101	
Poll Place	0
Vote by Mail	0
Mail Ballot	0
Total	0

Precinct	FRANCISCO "CISCO" LICEA	MICHAEL DIXON
7013104		
Poll Place	0	0
Vote by Mail	0	0
Mail Ballot	2 33.33%	0 0.00%
Total	2 33.33%	0 0.00%
7015134		
Poll Place	0	0
Vote by Mail	0	0
Mail Ballot	0	0
Total	0	0
7040439		
Poll Place	0	0
Vote by Mail	0	0
Mail Ballot	100 26.39%	67 17.68%
Total	100 26.39%	67 17.68%
7042521		
Poll Place	0	0
Vote by Mail	0	0
Mail Ballot	7 15.22%	12 26.09%
Total	7 15.22%	12 26.09%
7043063		
Poll Place	0	0
Vote by Mail	0	0
Mail Ballot	0	0
Total	0	0
7043101		
Poll Place	0	0
Vote by Mail	0	0
Mail Ballot	0	0
Total	0	0

Precinct	SHELLEY CAUZZA		GORDON WALTER		Total Votes
7013104					
Poll Place	0		0		0
Vote by Mail	0		0		0
Mail Ballot	2	33.33%	2	33.33%	6
Total	2	33.33%	2	33.33%	6
7015134					
Poll Place	0		0		0
Vote by Mail	0		0		0
Mail Ballot	0		0		0
Total	0		0		0
7040439					
Poll Place	0		0		0
Vote by Mail	0		0		0
Mail Ballot	124	32.72%	88	23.22%	379
Total	124	32.72%	88	23.22%	379
7042521					
Poll Place	0		0		0
Vote by Mail	0		0		0
Mail Ballot	15	32.61%	12	26.09%	46
Total	15	32.61%	12	26.09%	46
7043063					
Poll Place	0		0		0
Vote by Mail	0		0		0
Mail Ballot	0		0		0
Total	0		0		0
7043101					
Poll Place	0		0		0
Vote by Mail	0		0		0
Mail Ballot	0		0		0
Total	0		0		0

Precinct	Registered Voters
7043295	
Poll Place	615
Vote by Mail	615
Mail Ballot	615
Total	615
Kern County - Total	3,457
Cumulative	
Cumulative	
Poll Place	0
Vote by Mail	0
Mail Ballot	0
Total	0
Cumulative - Total	0
County - Total	3,457

Precinct	FRANCISCO "CISCO" LICEA		MICHAEL DIXON	
7043295				
Poll Place	0		0	
Vote by Mail	0		0	
Mail Ballot	184	27.79%	143	21.60%
Total	184	27.79%	143	21.60%
Kern County - Total	1,036	21.58%	1,054	21.96%
Cumulative				
Cumulative				
Poll Place	0		0	
Vote by Mail	0		0	
Mail Ballot	0		0	
Total	0		0	
Cumulative - Total	0		0	
County - Total	1,036	21.58%	1,054	21.96%

Precinct	SHELLEY CAUZZA		GORDON WALTER		Total Votes
7043295					
Poll Place	0		0		0
Vote by Mail	0		0		0
Mail Ballot	190	28.70%	145	21.90%	662
Total	190	28.70%	145	21.90%	662
Kern County - Total	1,490	31.04%	1,220	25.42%	4,800
Cumulative					
Cumulative					
Poll Place	0		0		0
Vote by Mail	0		0		0
Mail Ballot	0		0		0
Total	0		0		0
Cumulative - Total	0		0		0
County - Total	1,490	31.04%	1,220	25.42%	4,800

Rosedale Union School Board Member-Short Term (Vote for 1)

Precinct	Registered Voters
County	
Kern County	
0033040	
Poll Place	1,618
Vote by Mail	1,618
Mail Ballot	1,618
Total	1,618
0033042	
Poll Place	1,130
Vote by Mail	1,130
Mail Ballot	1,130
Total	1,130
0035604	
Poll Place	1,187
Vote by Mail	1,187
Mail Ballot	1,187
Total	1,187
0035632	
Poll Place	765
Vote by Mail	765
Mail Ballot	765
Total	765
0035633	
Poll Place	858
Vote by Mail	858
Mail Ballot	858
Total	858

Precinct	DAVID EGGERS		ROSA LARA	
County				
Kern County				
0033040				
Poll Place	27	15.34%	8	4.55%
Vote by Mail	135	14.42%	37	3.95%
Mail Ballot	0		0	
Total	162	14.57%	45	4.05%
0033042				
Poll Place	11	12.09%	2	2.20%
Vote by Mail	81	12.39%	27	4.13%
Mail Ballot	0		0	
Total	92	12.35%	29	3.89%
0035604				
Poll Place	14	14.89%	6	6.38%
Vote by Mail	75	9.77%	61	7.94%
Mail Ballot	0		0	
Total	89	10.32%	67	7.77%
0035632				
Poll Place	16	13.68%	4	3.42%
Vote by Mail	28	6.09%	35	7.61%
Mail Ballot	0		0	
Total	44	7.63%	39	6.76%
0035633				
Poll Place	17	13.18%	11	8.53%
Vote by Mail	70	13.73%	45	8.82%
Mail Ballot	0		0	
Total	87	13.62%	56	8.76%

Precinct	GABE GARCIA		JOSHUA PORTER		LAUREL SHEFFIELD		GARY KRAUCYK		Total Votes
County									
Kern County									
0033040									
Poll Place	10	5.68%	29	16.48%	71	40.34%	31	17.61%	176
Vote by Mail	69	7.37%	220	23.50%	286	30.56%	189	20.19%	936
Mail Ballot	0		0		0		0		0
Total	79	7.10%	249	22.39%	357	32.10%	220	19.78%	1,112
0033042									
Poll Place	2	2.20%	23	25.27%	26	28.57%	27	29.67%	91
Vote by Mail	43	6.57%	141	21.56%	218	33.33%	144	22.02%	654
Mail Ballot	0		0		0		0		0
Total	45	6.04%	164	22.01%	244	32.75%	171	22.95%	745
0035604									
Poll Place	4	4.26%	26	27.66%	23	24.47%	21	22.34%	94
Vote by Mail	67	8.72%	225	29.30%	199	25.91%	141	18.36%	768
Mail Ballot	0		0		0		0		0
Total	71	8.24%	251	29.12%	222	25.75%	162	18.79%	862
0035632									
Poll Place	7	5.98%	28	23.93%	47	40.17%	15	12.82%	117
Vote by Mail	34	7.39%	137	29.78%	161	35.00%	65	14.13%	460
Mail Ballot	0		0		0		0		0
Total	41	7.11%	165	28.60%	208	36.05%	80	13.86%	577
0035633									
Poll Place	13	10.08%	21	16.28%	56	43.41%	11	8.53%	129
Vote by Mail	64	12.55%	118	23.14%	158	30.98%	55	10.78%	510
Mail Ballot	0		0		0		0		0
Total	77	12.05%	139	21.75%	214	33.49%	66	10.33%	639

Precinct	Registered Voters
0035640	
Poll Place	1,126
Vote by Mail	1,126
Mail Ballot	1,126
Total	1,126
0035675	
Poll Place	1,211
Vote by Mail	1,211
Mail Ballot	1,211
Total	1,211
0040429	
Poll Place	1,391
Vote by Mail	1,391
Mail Ballot	1,391
Total	1,391
0040430	
Poll Place	1,652
Vote by Mail	1,652
Mail Ballot	1,652
Total	1,652
0040432	
Poll Place	738
Vote by Mail	738
Mail Ballot	738
Total	738
0040433	
Poll Place	1,085
Vote by Mail	1,085
Mail Ballot	1,085
Total	1,085

Precinct	DAVID EGGERS		ROSA LARA	
0035640				
Poll Place	15	10.95%	8	5.84%
Vote by Mail	66	9.28%	53	7.45%
Mail Ballot	0		0	
Total	81	9.55%	61	7.19%
0035675				
Poll Place	22	21.36%	5	4.85%
Vote by Mail	114	14.81%	49	6.36%
Mail Ballot	0		0	
Total	136	15.58%	54	6.19%
0040429				
Poll Place	24	14.91%	18	11.18%
Vote by Mail	101	12.26%	56	6.80%
Mail Ballot	0		0	
Total	125	12.69%	74	7.51%
0040430				
Poll Place	11	10.38%	14	13.21%
Vote by Mail	99	9.81%	71	7.04%
Mail Ballot	0		0	
Total	110	9.87%	85	7.62%
0040432				
Poll Place	22	22.68%	3	3.09%
Vote by Mail	81	16.80%	27	5.60%
Mail Ballot	0		0	
Total	103	17.79%	30	5.18%
0040433				
Poll Place	15	11.36%	6	4.55%
Vote by Mail	50	7.76%	46	7.14%
Mail Ballot	0		0	
Total	65	8.38%	52	6.70%

Precinct	GABE GARCIA		JOSHUA PORTER		LAUREL SHEFFIELD		GARY KRAUCYK		Total Votes
0035640									
Poll Place	7	5.11%	34	24.82%	54	39.42%	19	13.87%	137
Vote by Mail	64	9.00%	122	17.16%	321	45.15%	85	11.95%	711
Mail Ballot	0		0		0		0		0
Total	71	8.37%	156	18.40%	375	44.22%	104	12.26%	848
0035675									
Poll Place	7	6.80%	25	24.27%	33	32.04%	11	10.68%	103
Vote by Mail	75	9.74%	221	28.70%	218	28.31%	93	12.08%	770
Mail Ballot	0		0		0		0		0
Total	82	9.39%	246	28.18%	251	28.75%	104	11.91%	873
0040429									
Poll Place	11	6.83%	38	23.60%	52	32.30%	18	11.18%	161
Vote by Mail	64	7.77%	284	34.47%	196	23.79%	123	14.93%	824
Mail Ballot	0		0		0		0		0
Total	75	7.61%	322	32.69%	248	25.18%	141	14.31%	985
0040430									
Poll Place	8	7.55%	21	19.81%	37	34.91%	15	14.15%	106
Vote by Mail	91	9.02%	273	27.06%	276	27.35%	199	19.72%	1,009
Mail Ballot	0		0		0		0		0
Total	99	8.88%	294	26.37%	313	28.07%	214	19.19%	1,115
0040432									
Poll Place	7	7.22%	18	18.56%	39	40.21%	8	8.25%	97
Vote by Mail	48	9.96%	93	19.29%	183	37.97%	50	10.37%	482
Mail Ballot	0		0		0		0		0
Total	55	9.50%	111	19.17%	222	38.34%	58	10.02%	579
0040433									
Poll Place	9	6.82%	37	28.03%	48	36.36%	17	12.88%	132
Vote by Mail	47	7.30%	196	30.43%	185	28.73%	120	18.63%	644
Mail Ballot	0		0		0		0		0
Total	56	7.22%	233	30.03%	233	30.03%	137	17.65%	776

Precinct	Registered Voters
0040435	
Poll Place	1,334
Vote by Mail	1,334
Mail Ballot	1,334
Total	1,334
0040436	
Poll Place	840
Vote by Mail	840
Mail Ballot	840
Total	840
0040455	
Poll Place	2,039
Vote by Mail	2,039
Mail Ballot	2,039
Total	2,039
0040460	
Poll Place	960
Vote by Mail	960
Mail Ballot	960
Total	960
0040466	
Poll Place	1,332
Vote by Mail	1,332
Mail Ballot	1,332
Total	1,332
0040496	
Poll Place	1,396
Vote by Mail	1,396
Mail Ballot	1,396
Total	1,396

Precinct	DAVID EGGERS		ROSA LARA	
0040435				
Poll Place	15	15.46%	9	9.28%
Vote by Mail	110	12.61%	41	4.70%
Mail Ballot	0		0	
Total	125	12.90%	50	5.16%
0040436				
Poll Place	22	19.13%	3	2.61%
Vote by Mail	54	11.46%	29	6.16%
Mail Ballot	0		0	
Total	76	12.97%	32	5.46%
0040455				
Poll Place	39	17.41%	12	5.36%
Vote by Mail	119	9.27%	85	6.62%
Mail Ballot	0		0	
Total	158	10.48%	97	6.43%
0040460				
Poll Place	9	10.34%	7	8.05%
Vote by Mail	36	6.09%	41	6.94%
Mail Ballot	0		0	
Total	45	6.64%	48	7.08%
0040466				
Poll Place	21	14.29%	7	4.76%
Vote by Mail	111	13.26%	53	6.33%
Mail Ballot	0		0	
Total	132	13.41%	60	6.10%
0040496				
Poll Place	19	11.88%	16	10.00%
Vote by Mail	85	9.42%	61	6.76%
Mail Ballot	0		0	
Total	104	9.79%	77	7.25%

Precinct	GABE GARCIA		JOSHUA PORTER		LAUREL SHEFFIELD		GARY KRAUCYK		Total Votes
0040435									
Poll Place	12	12.37%	23	23.71%	27	27.84%	11	11.34%	97
Vote by Mail	85	9.75%	215	24.66%	299	34.29%	122	13.99%	872
Mail Ballot	0		0		0		0		0
Total	97	10.01%	238	24.56%	326	33.64%	133	13.73%	969
0040436									
Poll Place	8	6.96%	27	23.48%	45	39.13%	10	8.70%	115
Vote by Mail	40	8.49%	137	29.09%	165	35.03%	46	9.77%	471
Mail Ballot	0		0		0		0		0
Total	48	8.19%	164	27.99%	210	35.84%	56	9.56%	586
0040455									
Poll Place	20	8.93%	36	16.07%	80	35.71%	37	16.52%	224
Vote by Mail	120	9.35%	388	30.22%	338	26.32%	234	18.22%	1,284
Mail Ballot	0		0		0		0		0
Total	140	9.28%	424	28.12%	418	27.72%	271	17.97%	1,508
0040460									
Poll Place	5	5.75%	24	27.59%	33	37.93%	9	10.34%	87
Vote by Mail	63	10.66%	160	27.07%	200	33.84%	91	15.40%	591
Mail Ballot	0		0		0		0		0
Total	68	10.03%	184	27.14%	233	34.37%	100	14.75%	678
0040466									
Poll Place	9	6.12%	24	16.33%	70	47.62%	16	10.88%	147
Vote by Mail	53	6.33%	247	29.51%	274	32.74%	99	11.83%	837
Mail Ballot	0		0		0		0		0
Total	62	6.30%	271	27.54%	344	34.96%	115	11.69%	984
0040496									
Poll Place	10	6.25%	27	16.88%	76	47.50%	12	7.50%	160
Vote by Mail	84	9.31%	270	29.93%	241	26.72%	161	17.85%	902
Mail Ballot	0		0		0		0		0
Total	94	8.85%	297	27.97%	317	29.85%	173	16.29%	1,062

Precinct	Registered Voters
0041913	
Poll Place	1,937
Vote by Mail	1,937
Mail Ballot	1,937
Total	1,937
0043043	
Poll Place	1,329
Vote by Mail	1,329
Mail Ballot	1,329
Total	1,329
0043048	
Poll Place	1,084
Vote by Mail	1,084
Mail Ballot	1,084
Total	1,084
0043050	
Poll Place	1,195
Vote by Mail	1,195
Mail Ballot	1,195
Total	1,195
0043051	
Poll Place	620
Vote by Mail	620
Mail Ballot	620
Total	620
0043052	
Poll Place	903
Vote by Mail	903
Mail Ballot	903
Total	903

Precinct	DAVID EGGERS		ROSA LARA	
0041913				
Poll Place	26	15.48%	8	4.76%
Vote by Mail	140	10.89%	48	3.74%
Mail Ballot	0		0	
Total	166	11.42%	56	3.85%
0043043				
Poll Place	19	15.45%	1	0.81%
Vote by Mail	102	11.50%	31	3.49%
Mail Ballot	0		0	
Total	121	11.98%	32	3.17%
0043048				
Poll Place	26	22.03%	6	5.08%
Vote by Mail	101	15.88%	39	6.13%
Mail Ballot	0		0	
Total	127	16.84%	45	5.97%
0043050				
Poll Place	12	8.82%	7	5.15%
Vote by Mail	67	9.14%	42	5.73%
Mail Ballot	0		0	
Total	79	9.09%	49	5.64%
0043051				
Poll Place	6	22.22%	1	3.70%
Vote by Mail	68	15.08%	26	5.76%
Mail Ballot	0		0	
Total	74	15.48%	27	5.65%
0043052				
Poll Place	6	6.67%	5	5.56%
Vote by Mail	76	13.08%	46	7.92%
Mail Ballot	0		0	
Total	82	12.22%	51	7.60%

Precinct	GABE GARCIA		JOSHUA PORTER		LAUREL SHEFFIELD		GARY KRAUCYK		Total Votes
0041913									
Poll Place	16	9.52%	35	20.83%	55	32.74%	28	16.67%	168
Vote by Mail	191	14.86%	288	22.41%	360	28.02%	258	20.08%	1,285
Mail Ballot	0		0		0		0		0
Total	207	14.25%	323	22.23%	415	28.56%	286	19.68%	1,453
0043043									
Poll Place	11	8.94%	29	23.58%	44	35.77%	19	15.45%	123
Vote by Mail	76	8.57%	239	26.94%	304	34.27%	135	15.22%	887
Mail Ballot	0		0		0		0		0
Total	87	8.61%	268	26.53%	348	34.46%	154	15.25%	1,010
0043048									
Poll Place	8	6.78%	28	23.73%	37	31.36%	13	11.02%	118
Vote by Mail	54	8.49%	156	24.53%	186	29.25%	100	15.72%	636
Mail Ballot	0		0		0		0		0
Total	62	8.22%	184	24.40%	223	29.58%	113	14.99%	754
0043050									
Poll Place	5	3.68%	30	22.06%	60	44.12%	22	16.18%	136
Vote by Mail	49	6.68%	161	21.96%	290	39.56%	124	16.92%	733
Mail Ballot	0		0		0		0		0
Total	54	6.21%	191	21.98%	350	40.28%	146	16.80%	869
0043051									
Poll Place	0	0.00%	6	22.22%	11	40.74%	3	11.11%	27
Vote by Mail	32	7.10%	105	23.28%	164	36.36%	56	12.42%	451
Mail Ballot	0		0		0		0		0
Total	32	6.69%	111	23.22%	175	36.61%	59	12.34%	478
0043052									
Poll Place	8	8.89%	14	15.56%	48	53.33%	9	10.00%	90
Vote by Mail	57	9.81%	118	20.31%	200	34.42%	84	14.46%	581
Mail Ballot	0		0		0		0		0
Total	65	9.69%	132	19.67%	248	36.96%	93	13.86%	671

Precinct	Registered Voters
0043053	
Poll Place	1,228
Vote by Mail	1,228
Mail Ballot	1,228
Total	1,228
0043055	
Poll Place	1,018
Vote by Mail	1,018
Mail Ballot	1,018
Total	1,018
0043059	
Poll Place	1,336
Vote by Mail	1,336
Mail Ballot	1,336
Total	1,336
0044103	
Poll Place	1,095
Vote by Mail	1,095
Mail Ballot	1,095
Total	1,095
7013047	
Poll Place	207
Vote by Mail	207
Mail Ballot	207
Total	207
7013105	
Poll Place	36
Vote by Mail	36
Mail Ballot	36
Total	36

Precinct	DAVID EGGERS		ROSA LARA	
0043053				
Poll Place	21	14.89%	1	0.71%
Vote by Mail	101	12.52%	33	4.09%
Mail Ballot	0		0	
Total	122	12.87%	34	3.59%
0043055				
Poll Place	20	29.41%	5	7.35%
Vote by Mail	133	19.42%	23	3.36%
Mail Ballot	0		0	
Total	153	20.32%	28	3.72%
0043059				
Poll Place	25	21.19%	4	3.39%
Vote by Mail	134	14.69%	40	4.39%
Mail Ballot	0		0	
Total	159	15.44%	44	4.27%
0044103				
Poll Place	22	25.88%	4	4.71%
Vote by Mail	125	17.58%	32	4.50%
Mail Ballot	0		0	
Total	147	18.47%	36	4.52%
7013047				
Poll Place	0		0	
Vote by Mail	0		0	
Mail Ballot	15	10.34%	10	6.90%
Total	15	10.34%	10	6.90%
7013105				
Poll Place	0		0	
Vote by Mail	0		0	
Mail Ballot	4	21.05%	3	15.79%
Total	4	21.05%	3	15.79%

Precinct	GABE GARCIA		JOSHUA PORTER		LAUREL SHEFFIELD		GARY KRAUCYK		Total Votes
0043053									
Poll Place	15	10.64%	22	15.60%	65	46.10%	17	12.06%	141
Vote by Mail	71	8.80%	188	23.30%	323	40.02%	91	11.28%	807
Mail Ballot	0		0		0		0		0
Total	86	9.07%	210	22.15%	388	40.93%	108	11.39%	948
0043055									
Poll Place	9	13.24%	12	17.65%	14	20.59%	8	11.76%	68
Vote by Mail	65	9.49%	127	18.54%	186	27.15%	151	22.04%	685
Mail Ballot	0		0		0		0		0
Total	74	9.83%	139	18.46%	200	26.56%	159	21.12%	753
0043059									
Poll Place	7	5.93%	12	10.17%	57	48.31%	13	11.02%	118
Vote by Mail	80	8.77%	189	20.72%	321	35.20%	148	16.23%	912
Mail Ballot	0		0		0		0		0
Total	87	8.45%	201	19.51%	378	36.70%	161	15.63%	1,030
0044103									
Poll Place	5	5.88%	16	18.82%	32	37.65%	6	7.06%	85
Vote by Mail	68	9.56%	165	23.21%	239	33.61%	82	11.53%	711
Mail Ballot	0		0		0		0		0
Total	73	9.17%	181	22.74%	271	34.05%	88	11.06%	796
7013047									
Poll Place	0		0		0		0		0
Vote by Mail	0		0		0		0		0
Mail Ballot	12	8.28%	17	11.72%	48	33.10%	43	29.66%	145
Total	12	8.28%	17	11.72%	48	33.10%	43	29.66%	145
7013105									
Poll Place	0		0		0		0		0
Vote by Mail	0		0		0		0		0
Mail Ballot	2	10.53%	7	36.84%	3	15.79%	0	0.00%	19
Total	2	10.53%	7	36.84%	3	15.79%	0	0.00%	19

Precinct	Registered Voters
7015131	
Poll Place	176
Vote by Mail	176
Mail Ballot	176
Total	176
7035663	
Poll Place	19
Vote by Mail	19
Mail Ballot	19
Total	19
7040413	
Poll Place	210
Vote by Mail	210
Mail Ballot	210
Total	210
7041914	
Poll Place	236
Vote by Mail	236
Mail Ballot	236
Total	236
7043044	
Poll Place	4
Vote by Mail	4
Mail Ballot	4
Total	4
7044116	
Poll Place	18
Vote by Mail	18
Mail Ballot	18
Total	18

Precinct	DAVID EGGERS		ROSA LARA	
7015131				
Poll Place	0		0	
Vote by Mail	0		0	
Mail Ballot	12	12.37%	8	8.25%
Total	12	12.37%	8	8.25%
7035663				
Poll Place	0		0	
Vote by Mail	0		0	
Mail Ballot	1	8.33%	1	8.33%
Total	1	8.33%	1	8.33%
7040413				
Poll Place	0		0	
Vote by Mail	0		0	
Mail Ballot	20	13.79%	7	4.83%
Total	20	13.79%	7	4.83%
7041914				
Poll Place	0		0	
Vote by Mail	0		0	
Mail Ballot	28	15.05%	7	3.76%
Total	28	15.05%	7	3.76%
7043044				
Poll Place	0		0	
Vote by Mail	0		0	
Mail Ballot	0	0.00%	0	0.00%
Total	0	0.00%	0	0.00%
7044116				
Poll Place	0		0	
Vote by Mail	0		0	
Mail Ballot	3	21.43%	2	14.29%
Total	3	21.43%	2	14.29%

Precinct	GABE GARCIA		JOSHUA PORTER		LAUREL SHEFFIELD		GARY KRAUCYK		Total Votes
7015131									
Poll Place	0		0		0		0		0
Vote by Mail	0		0		0		0		0
Mail Ballot	4	4.12%	36	37.11%	24	24.74%	13	13.40%	97
Total	4	4.12%	36	37.11%	24	24.74%	13	13.40%	97
7035663									
Poll Place	0		0		0		0		0
Vote by Mail	0		0		0		0		0
Mail Ballot	3	25.00%	6	50.00%	1	8.33%	0	0.00%	12
Total	3	25.00%	6	50.00%	1	8.33%	0	0.00%	12
7040413									
Poll Place	0		0		0		0		0
Vote by Mail	0		0		0		0		0
Mail Ballot	12	8.28%	43	29.66%	29	20.00%	34	23.45%	145
Total	12	8.28%	43	29.66%	29	20.00%	34	23.45%	145
7041914									
Poll Place	0		0		0		0		0
Vote by Mail	0		0		0		0		0
Mail Ballot	9	4.84%	40	21.51%	76	40.86%	26	13.98%	186
Total	9	4.84%	40	21.51%	76	40.86%	26	13.98%	186
7043044									
Poll Place	0		0		0		0		0
Vote by Mail	0		0		0		0		0
Mail Ballot	0	0.00%	1	50.00%	0	0.00%	1	50.00%	2
Total	0	0.00%	1	50.00%	0	0.00%	1	50.00%	2
7044116									
Poll Place	0		0		0		0		0
Vote by Mail	0		0		0		0		0
Mail Ballot	1	7.14%	1	7.14%	5	35.71%	2	14.29%	14
Total	1	7.14%	1	7.14%	5	35.71%	2	14.29%	14

Precinct	Registered Voters
7044120	
Poll Place	314
Vote by Mail	314
Mail Ballot	314
Total	314
Kern County - Total	33,627
Cumulative	
Cumulative	
Poll Place	0
Vote by Mail	0
Mail Ballot	0
Total	0
Cumulative - Total	0
County - Total	33,627

Precinct	DAVID EGGERS		ROSA LARA	
7044120				
Poll Place	0		0	
Vote by Mail	0		0	
Mail Ballot	30	13.27%	20	8.85%
Total	30	13.27%	20	8.85%
Kern County - Total	3,077	12.56%	1,416	5.78%
Cumulative				
Cumulative				
Poll Place	0		0	
Vote by Mail	0		0	
Mail Ballot	0		0	
Total	0		0	
Cumulative - Total	0		0	
County - Total	3,077	12.56%	1,416	5.78%

Precinct	GABE GARCIA		JOSHUA PORTER		LAUREL SHEFFIELD		GARY KRAUCYK		Total Votes
7044120									
Poll Place	0		0		0		0		0
Vote by Mail	0		0		0		0		0
Mail Ballot	26	11.50%	55	24.34%	51	22.57%	44	19.47%	226
Total	26	11.50%	55	24.34%	51	22.57%	44	19.47%	226
Kern County - Total	2,156	8.80%	6,054	24.70%	7,968	32.51%	3,835	15.65%	24,506
Cumulative									
Cumulative									
Poll Place	0		0		0		0		0
Vote by Mail	0		0		0		0		0
Mail Ballot	0		0		0		0		0
Total	0		0		0		0		0
Cumulative - Total	0		0		0		0		0
County - Total	2,156	8.80%	6,054	24.70%	7,968	32.51%	3,835	15.65%	24,506

Bakersfield City School Board Member # 1-Full Term (Vote for 1)

Precinct	Registered Voters
County	
Kern County	
0015106	
Poll Place	1,590
Vote by Mail	1,590
Mail Ballot	1,590
Total	1,590
0015109	
Poll Place	976
Vote by Mail	976
Mail Ballot	976
Total	976
0015110	
Poll Place	881
Vote by Mail	881
Mail Ballot	881
Total	881
0015132	
Poll Place	1,049
Vote by Mail	1,049
Mail Ballot	1,049
Total	1,049
0015135	
Poll Place	1,146
Vote by Mail	1,146
Mail Ballot	1,146
Total	1,146

Precinct	MICHAEL B EGGERT		LILLIAN TAFOYA		Total Votes
County					
Kern County					
0015106					
Poll Place	65	57.02%	49	42.98%	114
Vote by Mail	542	47.21%	606	52.79%	1,148
Mail Ballot	0		0		0
Total	607	48.10%	655	51.90%	1,262
0015109					
Poll Place	32	42.67%	43	57.33%	75
Vote by Mail	245	39.20%	380	60.80%	625
Mail Ballot	0		0		0
Total	277	39.57%	423	60.43%	700
0015110					
Poll Place	11	68.75%	5	31.25%	16
Vote by Mail	282	40.63%	412	59.37%	694
Mail Ballot	0		0		0
Total	293	41.27%	417	58.73%	710
0015132					
Poll Place	37	55.22%	30	44.78%	67
Vote by Mail	265	36.65%	458	63.35%	723
Mail Ballot	0		0		0
Total	302	38.23%	488	61.77%	790
0015135					
Poll Place	63	57.27%	47	42.73%	110
Vote by Mail	280	40.88%	405	59.12%	685
Mail Ballot	0		0		0
Total	343	43.14%	452	56.86%	795

Precinct	Registered Voters
0030312	
Poll Place	1,132
Vote by Mail	1,132
Mail Ballot	1,132
Total	1,132
0030314	
Poll Place	1,121
Vote by Mail	1,121
Mail Ballot	1,121
Total	1,121
0030316	
Poll Place	964
Vote by Mail	964
Mail Ballot	964
Total	964
0030317	
Poll Place	514
Vote by Mail	514
Mail Ballot	514
Total	514
0030318	
Poll Place	1,425
Vote by Mail	1,425
Mail Ballot	1,425
Total	1,425
0030321	
Poll Place	774
Vote by Mail	774
Mail Ballot	774
Total	774

Precinct	MICHAEL B EGGERT		LILLIAN TAFOYA		Total Votes
0030312					
Poll Place	72	54.96%	59	45.04%	131
Vote by Mail	303	46.54%	348	53.46%	651
Mail Ballot	0		0		0
Total	375	47.95%	407	52.05%	782
0030314					
Poll Place	43	66.15%	22	33.85%	65
Vote by Mail	238	40.61%	348	59.39%	586
Mail Ballot	0		0		0
Total	281	43.16%	370	56.84%	651
0030316					
Poll Place	50	47.17%	56	52.83%	106
Vote by Mail	217	42.38%	295	57.62%	512
Mail Ballot	0		0		0
Total	267	43.20%	351	56.80%	618
0030317					
Poll Place	13	46.43%	15	53.57%	28
Vote by Mail	97	34.15%	187	65.85%	284
Mail Ballot	0		0		0
Total	110	35.26%	202	64.74%	312
0030318					
Poll Place	57	45.60%	68	54.40%	125
Vote by Mail	328	42.32%	447	57.68%	775
Mail Ballot	0		0		0
Total	385	42.78%	515	57.22%	900
0030321					
Poll Place	27	50.94%	26	49.06%	53
Vote by Mail	196	36.98%	334	63.02%	530
Mail Ballot	0		0		0
Total	223	38.25%	360	61.75%	583

Precinct	Registered Voters
0030322	
Poll Place	1,248
Vote by Mail	1,248
Mail Ballot	1,248
Total	1,248
0030337	
Poll Place	1,216
Vote by Mail	1,216
Mail Ballot	1,216
Total	1,216
0030338	
Poll Place	1,006
Vote by Mail	1,006
Mail Ballot	1,006
Total	1,006
0030339	
Poll Place	1,556
Vote by Mail	1,556
Mail Ballot	1,556
Total	1,556
0030367	
Poll Place	1,526
Vote by Mail	1,526
Mail Ballot	1,526
Total	1,526
0030370	
Poll Place	452
Vote by Mail	452
Mail Ballot	452
Total	452

Precinct	MICHAEL B EGGERT		LILLIAN TAFOYA		Total Votes
0030322					
Poll Place	53	45.30%	64	54.70%	117
Vote by Mail	325	42.99%	431	57.01%	756
Mail Ballot	0		0		0
Total	378	43.30%	495	56.70%	873
0030337					
Poll Place	43	43.43%	56	56.57%	99
Vote by Mail	288	38.97%	451	61.03%	739
Mail Ballot	0		0		0
Total	331	39.50%	507	60.50%	838
0030338					
Poll Place	63	54.31%	53	45.69%	116
Vote by Mail	287	48.48%	305	51.52%	592
Mail Ballot	0		0		0
Total	350	49.44%	358	50.56%	708
0030339					
Poll Place	97	56.40%	75	43.60%	172
Vote by Mail	382	42.92%	508	57.08%	890
Mail Ballot	0		0		0
Total	479	45.10%	583	54.90%	1,062
0030367					
Poll Place	39	37.50%	65	62.50%	104
Vote by Mail	363	41.02%	522	58.98%	885
Mail Ballot	0		0		0
Total	402	40.65%	587	59.35%	989
0030370					
Poll Place	12	33.33%	24	66.67%	36
Vote by Mail	110	43.48%	143	56.52%	253
Mail Ballot	0		0		0
Total	122	42.21%	167	57.79%	289

Precinct	Registered Voters
0030389	
Poll Place	732
Vote by Mail	732
Mail Ballot	732
Total	732
0031478	
Poll Place	593
Vote by Mail	593
Mail Ballot	593
Total	593
0031935	
Poll Place	868
Vote by Mail	868
Mail Ballot	868
Total	868
0032310	
Poll Place	1,021
Vote by Mail	1,021
Mail Ballot	1,021
Total	1,021
0032330	
Poll Place	584
Vote by Mail	584
Mail Ballot	584
Total	584
0032340	
Poll Place	596
Vote by Mail	596
Mail Ballot	596
Total	596

Precinct	MICHAEL B EGGERT		LILLIAN TAFOYA		Total Votes
0030389					
Poll Place	28	50.91%	27	49.09%	55
Vote by Mail	204	44.06%	259	55.94%	463
Mail Ballot	0		0		0
Total	232	44.79%	286	55.21%	518
0031478					
Poll Place	35	61.40%	22	38.60%	57
Vote by Mail	133	39.94%	200	60.06%	333
Mail Ballot	0		0		0
Total	168	43.08%	222	56.92%	390
0031935					
Poll Place	33	56.90%	25	43.10%	58
Vote by Mail	194	44.50%	242	55.50%	436
Mail Ballot	0		0		0
Total	227	45.95%	267	54.05%	494
0032310					
Poll Place	26	47.27%	29	52.73%	55
Vote by Mail	231	40.74%	336	59.26%	567
Mail Ballot	0		0		0
Total	257	41.32%	365	58.68%	622
0032330					
Poll Place	10	47.62%	11	52.38%	21
Vote by Mail	136	35.51%	247	64.49%	383
Mail Ballot	0		0		0
Total	146	36.14%	258	63.86%	404
0032340					
Poll Place	18	51.43%	17	48.57%	35
Vote by Mail	169	42.89%	225	57.11%	394
Mail Ballot	0		0		0
Total	187	43.59%	242	56.41%	429

Precinct	Registered Voters
0032380	
Poll Place	629
Vote by Mail	629
Mail Ballot	629
Total	629
7010015	
Poll Place	3
Vote by Mail	3
Mail Ballot	3
Total	3
7010085	
Poll Place	367
Vote by Mail	367
Mail Ballot	367
Total	367
7010226	
Poll Place	80
Vote by Mail	80
Mail Ballot	80
Total	80
7010229	
Poll Place	96
Vote by Mail	96
Mail Ballot	96
Total	96
7011773	
Poll Place	267
Vote by Mail	267
Mail Ballot	267
Total	267

Precinct	MICHAEL B EGGERT		LILLIAN TAFOYA		Total Votes
0032380					
Poll Place	15	57.69%	11	42.31%	26
Vote by Mail	188	47.24%	210	52.76%	398
Mail Ballot	0		0		0
Total	203	47.88%	221	52.12%	424
7010015					
Poll Place	0		0		0
Vote by Mail	0		0		0
Mail Ballot	1	50.00%	1	50.00%	2
Total	1	50.00%	1	50.00%	2
7010085					
Poll Place	0		0		0
Vote by Mail	0		0		0
Mail Ballot	143	53.16%	126	46.84%	269
Total	143	53.16%	126	46.84%	269
7010226					
Poll Place	0		0		0
Vote by Mail	0		0		0
Mail Ballot	23	46.00%	27	54.00%	50
Total	23	46.00%	27	54.00%	50
7010229					
Poll Place	0		0		0
Vote by Mail	0		0		0
Mail Ballot	29	53.70%	25	46.30%	54
Total	29	53.70%	25	46.30%	54
7011773					
Poll Place	0		0		0
Vote by Mail	0		0		0
Mail Ballot	80	43.48%	104	56.52%	184
Total	80	43.48%	104	56.52%	184

Precinct	Registered Voters
7013369	
Poll Place	163
Vote by Mail	163
Mail Ballot	163
Total	163
7030371	
Poll Place	282
Vote by Mail	282
Mail Ballot	282
Total	282
7032253	
Poll Place	50
Vote by Mail	50
Mail Ballot	50
Total	50
7032381	
Poll Place	52
Vote by Mail	52
Mail Ballot	52
Total	52
7032387	
Poll Place	149
Vote by Mail	149
Mail Ballot	149
Total	149
Kern County - Total	25,108
Cumulative	
Cumulative	
Poll Place	0
Vote by Mail	0
Mail Ballot	0
Total	0

Precinct	MICHAEL B EGGERT		LILLIAN TAFOYA		Total Votes
7013369					
Poll Place	0		0		0
Vote by Mail	0		0		0
Mail Ballot	48	47.06%	54	52.94%	102
Total	48	47.06%	54	52.94%	102
7030371					
Poll Place	0		0		0
Vote by Mail	0		0		0
Mail Ballot	65	41.94%	90	58.06%	155
Total	65	41.94%	90	58.06%	155
7032253					
Poll Place	0		0		0
Vote by Mail	0		0		0
Mail Ballot	12	48.00%	13	52.00%	25
Total	12	48.00%	13	52.00%	25
7032381					
Poll Place	0		0		0
Vote by Mail	0		0		0
Mail Ballot	14	46.67%	16	53.33%	30
Total	14	46.67%	16	53.33%	30
7032387					
Poll Place	0		0		0
Vote by Mail	0		0		0
Mail Ballot	31	38.27%	50	61.73%	81
Total	31	38.27%	50	61.73%	81
Kern County - Total	7,391	43.23%	9,704	56.77%	17,095
Cumulative					
Cumulative					
Poll Place	0		0		0
Vote by Mail	0		0		0
Mail Ballot	0		0		0
Total	0		0		0

Precinct	Registered Voters
Cumulative - Total	0
County - Total	25,108

Precinct	MICHAEL B EGGERT		LILLIAN TAFOYA		Total Votes
Cumulative - Total	0		0		0
County - Total	7,391	43.23%	9,704	56.77%	17,095

Bakersfield City School Board Member # 3-Full Term (Vote for 1)

Precinct	Registered Voters
County	
Kern County	
0030325	
Poll Place	839
Vote by Mail	839
Mail Ballot	839
Total	839
0030332	
Poll Place	482
Vote by Mail	482
Mail Ballot	482
Total	482
0030399	
Poll Place	1,198
Vote by Mail	1,198
Mail Ballot	1,198
Total	1,198
0050511	
Poll Place	1,636
Vote by Mail	1,636
Mail Ballot	1,636
Total	1,636
0050517	
Poll Place	1,091
Vote by Mail	1,091
Mail Ballot	1,091
Total	1,091

Precinct	RALPH ANTHONY		CHRIS CRUZ-BOONE		Total Votes
County					
Kern County					
0030325					
Poll Place	22	46.81%	25	53.19%	47
Vote by Mail	258	53.53%	224	46.47%	482
Mail Ballot	0		0		0
Total	280	52.93%	249	47.07%	529
0030332					
Poll Place	10	38.46%	16	61.54%	26
Vote by Mail	54	34.18%	104	65.82%	158
Mail Ballot	0		0		0
Total	64	34.78%	120	65.22%	184
0030399					
Poll Place	23	25.84%	66	74.16%	89
Vote by Mail	151	33.41%	301	66.59%	452
Mail Ballot	0		0		0
Total	174	32.16%	367	67.84%	541
0050511					
Poll Place	16	38.10%	26	61.90%	42
Vote by Mail	227	42.51%	307	57.49%	534
Mail Ballot	0		0		0
Total	243	42.19%	333	57.81%	576
0050517					
Poll Place	65	58.56%	46	41.44%	111
Vote by Mail	270	42.65%	363	57.35%	633
Mail Ballot	0		0		0
Total	335	45.03%	409	54.97%	744

Precinct	Registered Voters
0050523	
Poll Place	682
Vote by Mail	682
Mail Ballot	682
Total	682
0050524	
Poll Place	1,571
Vote by Mail	1,571
Mail Ballot	1,571
Total	1,571
0050532	
Poll Place	1,302
Vote by Mail	1,302
Mail Ballot	1,302
Total	1,302
0050541	
Poll Place	1,081
Vote by Mail	1,081
Mail Ballot	1,081
Total	1,081
0050543	
Poll Place	352
Vote by Mail	352
Mail Ballot	352
Total	352
0050750	
Poll Place	785
Vote by Mail	785
Mail Ballot	785
Total	785

Precinct	RALPH ANTHONY		CHRIS CRUZ- BOONE		Total Votes
0050523					
Poll Place	5	21.74%	18	78.26%	23
Vote by Mail	159	41.73%	222	58.27%	381
Mail Ballot	0		0		0
Total	164	40.59%	240	59.41%	404
0050524					
Poll Place	25	33.78%	49	66.22%	74
Vote by Mail	318	46.22%	370	53.78%	688
Mail Ballot	0		0		0
Total	343	45.01%	419	54.99%	762
0050532					
Poll Place	22	57.89%	16	42.11%	38
Vote by Mail	284	55.47%	228	44.53%	512
Mail Ballot	0		0		0
Total	306	55.64%	244	44.36%	550
0050541					
Poll Place	14	43.75%	18	56.25%	32
Vote by Mail	245	49.00%	255	51.00%	500
Mail Ballot	0		0		0
Total	259	48.68%	273	51.32%	532
0050543					
Poll Place	9	64.29%	5	35.71%	14
Vote by Mail	65	38.69%	103	61.31%	168
Mail Ballot	0		0		0
Total	74	40.66%	108	59.34%	182
0050750					
Poll Place	28	43.08%	37	56.92%	65
Vote by Mail	137	35.40%	250	64.60%	387
Mail Ballot	0		0		0
Total	165	36.50%	287	63.50%	452

Precinct	Registered Voters
0050751	
Poll Place	422
Vote by Mail	422
Mail Ballot	422
Total	422
0050752	
Poll Place	1,382
Vote by Mail	1,382
Mail Ballot	1,382
Total	1,382
0050765	
Poll Place	1,244
Vote by Mail	1,244
Mail Ballot	1,244
Total	1,244
0051180	
Poll Place	982
Vote by Mail	982
Mail Ballot	982
Total	982
0051313	
Poll Place	277
Vote by Mail	277
Mail Ballot	277
Total	277
7030303	
Poll Place	294
Vote by Mail	294
Mail Ballot	294
Total	294

Precinct	RALPH ANTHONY		CHRIS CRUZ- BOONE		Total Votes
0050751					
Poll Place	16	48.48%	17	51.52%	33
Vote by Mail	73	37.44%	122	62.56%	195
Mail Ballot	0		0		0
Total	89	39.04%	139	60.96%	228
0050752					
Poll Place	60	39.74%	91	60.26%	151
Vote by Mail	306	43.47%	398	56.53%	704
Mail Ballot	0		0		0
Total	366	42.81%	489	57.19%	855
0050765					
Poll Place	30	41.10%	43	58.90%	73
Vote by Mail	262	39.28%	405	60.72%	667
Mail Ballot	0		0		0
Total	292	39.46%	448	60.54%	740
0051180					
Poll Place	11	19.30%	46	80.70%	57
Vote by Mail	125	38.34%	201	61.66%	326
Mail Ballot	0		0		0
Total	136	35.51%	247	64.49%	383
0051313					
Poll Place	3	30.00%	7	70.00%	10
Vote by Mail	39	43.82%	50	56.18%	89
Mail Ballot	0		0		0
Total	42	42.42%	57	57.58%	99
7030303					
Poll Place	0		0		0
Vote by Mail	0		0		0
Mail Ballot	127	61.35%	80	38.65%	207
Total	127	61.35%	80	38.65%	207

Precinct	Registered Voters
7030344	
Poll Place	335
Vote by Mail	335
Mail Ballot	335
Total	335
7050537	
Poll Place	276
Vote by Mail	276
Mail Ballot	276
Total	276
7050540	
Poll Place	81
Vote by Mail	81
Mail Ballot	81
Total	81
7050581	
Poll Place	234
Vote by Mail	234
Mail Ballot	234
Total	234
7050748	
Poll Place	111
Vote by Mail	111
Mail Ballot	111
Total	111
7050749	
Poll Place	141
Vote by Mail	141
Mail Ballot	141
Total	141
Kern County - Total	16,798

Precinct	RALPH ANTHONY		CHRIS CRUZ- BOONE		Total Votes
7030344					
Poll Place	0		0		0
Vote by Mail	0		0		0
Mail Ballot	61	39.35%	94	60.65%	155
Total	61	39.35%	94	60.65%	155
7050537					
Poll Place	0		0		0
Vote by Mail	0		0		0
Mail Ballot	58	38.93%	91	61.07%	149
Total	58	38.93%	91	61.07%	149
7050540					
Poll Place	0		0		0
Vote by Mail	0		0		0
Mail Ballot	8	29.63%	19	70.37%	27
Total	8	29.63%	19	70.37%	27
7050581					
Poll Place	0		0		0
Vote by Mail	0		0		0
Mail Ballot	52	50.00%	52	50.00%	104
Total	52	50.00%	52	50.00%	104
7050748					
Poll Place	0		0		0
Vote by Mail	0		0		0
Mail Ballot	14	34.15%	27	65.85%	41
Total	14	34.15%	27	65.85%	41
7050749					
Poll Place	0		0		0
Vote by Mail	0		0		0
Mail Ballot	15	22.39%	52	77.61%	67
Total	15	22.39%	52	77.61%	67
Kern County - Total	3,667	43.09%	4,844	56.91%	8,511

Precinct	Registered Voters
Cumulative	
Cumulative	
Poll Place	0
Vote by Mail	0
Mail Ballot	0
Total	0
Cumulative - Total	0
County - Total	16,798

Precinct	RALPH ANTHONY		CHRIS CRUZ - BOONE		Total Votes
Cumulative					
Cumulative					
Poll Place	0		0		0
Vote by Mail	0		0		0
Mail Ballot	0		0		0
Total	0		0		0
Cumulative - Total	0		0		0
County - Total	3,667	43.09%	4,844	56.91%	8,511

Bakersfield City School Board Member # 4-Short Term (Vote for 1)

Precinct	Registered Voters
County	
Kern County	
0031642	
Poll Place	797
Vote by Mail	797
Mail Ballot	797
Total	797
0032360	
Poll Place	1,173
Vote by Mail	1,173
Mail Ballot	1,173
Total	1,173
0032370	
Poll Place	750
Vote by Mail	750
Mail Ballot	750
Total	750
0032531	
Poll Place	1,320
Vote by Mail	1,320
Mail Ballot	1,320
Total	1,320
0032532	
Poll Place	995
Vote by Mail	995
Mail Ballot	995
Total	995

Precinct	LAURA GUERRERO-SALGADO		BENNY VALDEZ, JR	
County				
Kern County				
0031642				
Poll Place	15	36.59%	13	31.71%
Vote by Mail	145	50.17%	58	20.07%
Mail Ballot	0		0	
Total	160	48.48%	71	21.52%
0032360				
Poll Place	43	53.75%	12	15.00%
Vote by Mail	311	56.75%	75	13.69%
Mail Ballot	0		0	
Total	354	56.37%	87	13.85%
0032370				
Poll Place	32	47.06%	15	22.06%
Vote by Mail	145	52.35%	58	20.94%
Mail Ballot	0		0	
Total	177	51.30%	73	21.16%
0032531				
Poll Place	24	35.29%	21	30.88%
Vote by Mail	275	50.27%	108	19.74%
Mail Ballot	0		0	
Total	299	48.62%	129	20.98%
0032532				
Poll Place	40	54.79%	15	20.55%
Vote by Mail	199	53.07%	83	22.13%
Mail Ballot	0		0	
Total	239	53.35%	98	21.88%

Precinct	MIGUEL JUAREZ SR.		Total Votes	Johnny A. Aldana III	Qualified Write In
County					
Kern County					
0031642					
Poll Place	13	31.71%	41	0	0.00%
Vote by Mail	86	29.76%	289	0	0.00%
Mail Ballot	0		0	0	
Total	99	30.00%	330	0	0.00%
0032360					
Poll Place	25	31.25%	80	0	0.00%
Vote by Mail	162	29.56%	548	0	0.00%
Mail Ballot	0		0	0	
Total	187	29.78%	628	0	0.00%
0032370					
Poll Place	21	30.88%	68	0	0.00%
Vote by Mail	74	26.71%	277	0	0.00%
Mail Ballot	0		0	0	
Total	95	27.54%	345	0	0.00%
0032531					
Poll Place	23	33.82%	68	0	0.00%
Vote by Mail	164	29.98%	547	0	0.00%
Mail Ballot	0		0	0	
Total	187	30.41%	615	0	0.00%
0032532					
Poll Place	18	24.66%	73	0	0.00%
Vote by Mail	93	24.80%	375	0	0.00%
Mail Ballot	0		0	0	
Total	111	24.78%	448	0	0.00%

Precinct	Registered Voters
0032762	
Poll Place	763
Vote by Mail	763
Mail Ballot	763
Total	763
0033492	
Poll Place	956
Vote by Mail	956
Mail Ballot	956
Total	956
0050501	
Poll Place	487
Vote by Mail	487
Mail Ballot	487
Total	487
0050506	
Poll Place	952
Vote by Mail	952
Mail Ballot	952
Total	952
0050507	
Poll Place	1,131
Vote by Mail	1,131
Mail Ballot	1,131
Total	1,131
0050509	
Poll Place	1,560
Vote by Mail	1,560
Mail Ballot	1,560
Total	1,560

Precinct	LAURA GUERRERO-SALGADO		BENNY VALDEZ, JR	
0032762				
Poll Place	20	39.22%	11	21.57%
Vote by Mail	200	50.63%	85	21.52%
Mail Ballot	0		0	
Total	220	49.33%	96	21.52%
0033492				
Poll Place	31	37.35%	18	21.69%
Vote by Mail	182	46.67%	74	18.97%
Mail Ballot	0		0	
Total	213	45.03%	92	19.45%
0050501				
Poll Place	5	35.71%	3	21.43%
Vote by Mail	84	53.50%	31	19.75%
Mail Ballot	0		0	
Total	89	52.05%	34	19.88%
0050506				
Poll Place	9	30.00%	7	23.33%
Vote by Mail	150	52.45%	49	17.13%
Mail Ballot	0		0	
Total	159	50.32%	56	17.72%
0050507				
Poll Place	7	50.00%	2	14.29%
Vote by Mail	215	55.27%	75	19.28%
Mail Ballot	0		0	
Total	222	55.09%	77	19.11%
0050509				
Poll Place	38	40.43%	28	29.79%
Vote by Mail	283	52.31%	108	19.96%
Mail Ballot	0		0	
Total	321	50.55%	136	21.42%

Precinct	MIGUEL JUAREZ SR.		Total Votes	Johnny A. Aldana III	Qualified Write In
0032762					
Poll Place	20	39.22%	51	0	0.00%
Vote by Mail	110	27.85%	395	0	0.00%
Mail Ballot	0		0	0	
Total	130	29.15%	446	0	0.00%
0033492					
Poll Place	34	40.96%	83	0	0.00%
Vote by Mail	134	34.36%	390	0	0.00%
Mail Ballot	0		0	0	
Total	168	35.52%	473	0	0.00%
0050501					
Poll Place	6	42.86%	14	0	0.00%
Vote by Mail	42	26.75%	157	0	0.00%
Mail Ballot	0		0	0	
Total	48	28.07%	171	0	0.00%
0050506					
Poll Place	14	46.67%	30	0	0.00%
Vote by Mail	87	30.42%	286	0	0.00%
Mail Ballot	0		0	0	
Total	101	31.96%	316	0	0.00%
0050507					
Poll Place	5	35.71%	14	0	0.00%
Vote by Mail	99	25.45%	389	0	0.00%
Mail Ballot	0		0	0	
Total	104	25.81%	403	0	0.00%
0050509					
Poll Place	28	29.79%	94	0	0.00%
Vote by Mail	149	27.54%	541	1	0.18%
Mail Ballot	0		0	0	
Total	177	27.87%	635	1	0.16%

Precinct	Registered Voters
0052033	
Poll Place	475
Vote by Mail	475
Mail Ballot	475
Total	475
0052400	
Poll Place	1,170
Vote by Mail	1,170
Mail Ballot	1,170
Total	1,170
7032239	
Poll Place	0
Vote by Mail	0
Mail Ballot	0
Total	0
7032386	
Poll Place	4
Vote by Mail	4
Mail Ballot	4
Total	4
7032493	
Poll Place	0
Vote by Mail	0
Mail Ballot	0
Total	0
7032752	
Poll Place	80
Vote by Mail	80
Mail Ballot	80
Total	80

Precinct	LAURA GUERRERO-SALGADO		BENNY VALDEZ, JR	
0052033				
Poll Place	11	55.00%	4	20.00%
Vote by Mail	67	50.38%	31	23.31%
Mail Ballot	0		0	
Total	78	50.98%	35	22.88%
0052400				
Poll Place	11	33.33%	7	21.21%
Vote by Mail	250	55.07%	66	14.54%
Mail Ballot	0		0	
Total	261	53.59%	73	14.99%
7032239				
Poll Place	0		0	
Vote by Mail	0		0	
Mail Ballot	0		0	
Total	0		0	
7032386				
Poll Place	0		0	
Vote by Mail	0		0	
Mail Ballot	1	50.00%	0	0.00%
Total	1	50.00%	0	0.00%
7032493				
Poll Place	0		0	
Vote by Mail	0		0	
Mail Ballot	0		0	
Total	0		0	
7032752				
Poll Place	0		0	
Vote by Mail	0		0	
Mail Ballot	31	54.39%	11	19.30%
Total	31	54.39%	11	19.30%

Precinct	MIGUEL JUAREZ SR.		Total Votes	Johnny A. Aldana III	Qualified Write In
0052033					
Poll Place	5	25.00%	20	0	0.00%
Vote by Mail	35	26.32%	133	0	0.00%
Mail Ballot	0		0	0	
Total	40	26.14%	153	0	0.00%
0052400					
Poll Place	15	45.45%	33	0	0.00%
Vote by Mail	131	28.85%	454	7	1.54%
Mail Ballot	0		0	0	
Total	146	29.98%	487	7	1.44%
7032239					
Poll Place	0		0	0	
Vote by Mail	0		0	0	
Mail Ballot	0		0	0	
Total	0		0	0	
7032386					
Poll Place	0		0	0	
Vote by Mail	0		0	0	
Mail Ballot	1	50.00%	2	0	0.00%
Total	1	50.00%	2	0	0.00%
7032493					
Poll Place	0		0	0	
Vote by Mail	0		0	0	
Mail Ballot	0		0	0	
Total	0		0	0	
7032752					
Poll Place	0		0	0	
Vote by Mail	0		0	0	
Mail Ballot	15	26.32%	57	0	0.00%
Total	15	26.32%	57	0	0.00%

Precinct	Registered Voters
7033491	
Poll Place	256
Vote by Mail	256
Mail Ballot	256
Total	256
7035676	
Poll Place	2
Vote by Mail	2
Mail Ballot	2
Total	2
7035687	
Poll Place	0
Vote by Mail	0
Mail Ballot	0
Total	0
7050220	
Poll Place	182
Vote by Mail	182
Mail Ballot	182
Total	182
7050597	
Poll Place	3
Vote by Mail	3
Mail Ballot	3
Total	3
7050758	
Poll Place	4
Vote by Mail	4
Mail Ballot	4
Total	4

Precinct	LAURA GUERRERO-SALGADO		BENNY VALDEZ, JR	
7033491				
Poll Place	0		0	
Vote by Mail	0		0	
Mail Ballot	59	57.28%	9	8.74%
Total	59	57.28%	9	8.74%
7035676				
Poll Place	0		0	
Vote by Mail	0		0	
Mail Ballot	0	0.00%	0	0.00%
Total	0	0.00%	0	0.00%
7035687				
Poll Place	0		0	
Vote by Mail	0		0	
Mail Ballot	0		0	
Total	0		0	
7050220				
Poll Place	0		0	
Vote by Mail	0		0	
Mail Ballot	32	43.84%	26	35.62%
Total	32	43.84%	26	35.62%
7050597				
Poll Place	0		0	
Vote by Mail	0		0	
Mail Ballot	0	0.00%	1	50.00%
Total	0	0.00%	1	50.00%
7050758				
Poll Place	0		0	
Vote by Mail	0		0	
Mail Ballot	2	50.00%	1	25.00%
Total	2	50.00%	1	25.00%

Precinct	MIGUEL JUAREZ SR.		Total Votes	Johnny A. Aldana III	Qualified Write In
7033491					
Poll Place	0		0	0	
Vote by Mail	0		0	0	
Mail Ballot	35	33.98%	103	0	0.00%
Total	35	33.98%	103	0	0.00%
7035676					
Poll Place	0		0	0	
Vote by Mail	0		0	0	
Mail Ballot	2	100.00%	2	0	0.00%
Total	2	100.00%	2	0	0.00%
7035687					
Poll Place	0		0	0	
Vote by Mail	0		0	0	
Mail Ballot	0		0	0	
Total	0		0	0	
7050220					
Poll Place	0		0	0	
Vote by Mail	0		0	0	
Mail Ballot	15	20.55%	73	0	0.00%
Total	15	20.55%	73	0	0.00%
7050597					
Poll Place	0		0	0	
Vote by Mail	0		0	0	
Mail Ballot	1	50.00%	2	0	0.00%
Total	1	50.00%	2	0	0.00%
7050758					
Poll Place	0		0	0	
Vote by Mail	0		0	0	
Mail Ballot	1	25.00%	4	0	0.00%
Total	1	25.00%	4	0	0.00%

Precinct	Registered Voters
7050760	
Poll Place	0
Vote by Mail	0
Mail Ballot	0
Total	0
7052770	
Poll Place	178
Vote by Mail	178
Mail Ballot	178
Total	178
Kern County - Total	13,238
Cumulative	
Cumulative	
Poll Place	0
Vote by Mail	0
Mail Ballot	0
Total	0
Cumulative - Total	0
County - Total	13,238

Precinct	LAURA GUERRERO-SALGADO		BENNY VALDEZ, JR	
7050760				
Poll Place	0		0	
Vote by Mail	0		0	
Mail Ballot	0		0	
Total	0		0	
7052770				
Poll Place	0		0	
Vote by Mail	0		0	
Mail Ballot	31	46.97%	11	16.67%
Total	31	46.97%	11	16.67%
Kern County - Total	2,948	51.19%	1,116	19.38%
Cumulative				
Cumulative				
Poll Place	0		0	
Vote by Mail	0		0	
Mail Ballot	0		0	
Total	0		0	
Cumulative - Total	0		0	
County - Total	2,948	51.19%	1,116	19.38%

Precinct	MIGUEL JUAREZ SR.		Total Votes	Johnny A. Aldana III	Qualified Write In
7050760					
Poll Place	0		0	0	
Vote by Mail	0		0	0	
Mail Ballot	0		0	0	
Total	0		0	0	
7052770					
Poll Place	0		0	0	
Vote by Mail	0		0	0	
Mail Ballot	24	36.36%	66	0	0.00%
Total	24	36.36%	66	0	0.00%
Kern County - Total	1,687	29.29%	5,759	8	0.14%
Cumulative					
Cumulative					
Poll Place	0		0	0	
Vote by Mail	0		0	0	
Mail Ballot	0		0	0	
Total	0		0	0	
Cumulative - Total	0		0	0	
County - Total	1,687	29.29%	5,759	8	0.14%

Bakersfield City School Board Member # 5-Full Term (Vote for 1)

Precinct	Registered Voters
County	
Kern County	
0020236	
Poll Place	1,561
Vote by Mail	1,561
Mail Ballot	1,561
Total	1,561
0020284	
Poll Place	908
Vote by Mail	908
Mail Ballot	908
Total	908
0022003	
Poll Place	856
Vote by Mail	856
Mail Ballot	856
Total	856
0023239	
Poll Place	389
Vote by Mail	389
Mail Ballot	389
Total	389
0023240	
Poll Place	789
Vote by Mail	789
Mail Ballot	789
Total	789

Precinct	BETHANY BACHMAN		SHANNON ZIMMERMAN	
County				
Kern County				
0020236				
Poll Place	17	18.48%	25	27.17%
Vote by Mail	94	14.05%	222	33.18%
Mail Ballot	0		0	
Total	111	14.59%	247	32.46%
0020284				
Poll Place	7	11.86%	22	37.29%
Vote by Mail	41	8.63%	199	41.89%
Mail Ballot	0		0	
Total	48	8.99%	221	41.39%
0022003				
Poll Place	6	10.00%	17	28.33%
Vote by Mail	49	11.72%	153	36.60%
Mail Ballot	0		0	
Total	55	11.51%	170	35.56%
0023239				
Poll Place	2	4.35%	19	41.30%
Vote by Mail	20	10.64%	68	36.17%
Mail Ballot	0		0	
Total	22	9.40%	87	37.18%
0023240				
Poll Place	12	15.38%	20	25.64%
Vote by Mail	36	10.17%	141	39.83%
Mail Ballot	0		0	
Total	48	11.11%	161	37.27%

Precinct	BROOKE MICHELE MALLEY AULT		JOHNITA CLEMONS		IAN JOURNEY		Total Votes
County							
Kern County							
0020236							
Poll Place	27	29.35%	13	14.13%	10	10.87%	92
Vote by Mail	221	33.03%	65	9.72%	67	10.01%	669
Mail Ballot	0		0		0		0
Total	248	32.59%	78	10.25%	77	10.12%	761
0020284							
Poll Place	12	20.34%	7	11.86%	11	18.64%	59
Vote by Mail	124	26.11%	49	10.32%	62	13.05%	475
Mail Ballot	0		0		0		0
Total	136	25.47%	56	10.49%	73	13.67%	534
0022003							
Poll Place	16	26.67%	11	18.33%	10	16.67%	60
Vote by Mail	94	22.49%	57	13.64%	65	15.55%	418
Mail Ballot	0		0		0		0
Total	110	23.01%	68	14.23%	75	15.69%	478
0023239							
Poll Place	7	15.22%	10	21.74%	8	17.39%	46
Vote by Mail	54	28.72%	25	13.30%	21	11.17%	188
Mail Ballot	0		0		0		0
Total	61	26.07%	35	14.96%	29	12.39%	234
0023240							
Poll Place	16	20.51%	17	21.79%	13	16.67%	78
Vote by Mail	89	25.14%	24	6.78%	64	18.08%	354
Mail Ballot	0		0		0		0
Total	105	24.31%	41	9.49%	77	17.82%	432

Precinct	Registered Voters
0023241	
Poll Place	685
Vote by Mail	685
Mail Ballot	685
Total	685
0030348	
Poll Place	931
Vote by Mail	931
Mail Ballot	931
Total	931
0030351	
Poll Place	1,528
Vote by Mail	1,528
Mail Ballot	1,528
Total	1,528
0050519	
Poll Place	1,525
Vote by Mail	1,525
Mail Ballot	1,525
Total	1,525
0050548	
Poll Place	1,202
Vote by Mail	1,202
Mail Ballot	1,202
Total	1,202
0050560	
Poll Place	900
Vote by Mail	900
Mail Ballot	900
Total	900

Precinct	BETHANY BACHMAN		SHANNON ZIMMERMAN	
0023241				
Poll Place	6	13.33%	13	28.89%
Vote by Mail	37	10.60%	127	36.39%
Mail Ballot	0		0	
Total	43	10.91%	140	35.53%
0030348				
Poll Place	10	12.35%	32	39.51%
Vote by Mail	68	12.36%	258	46.91%
Mail Ballot	0		0	
Total	78	12.36%	290	45.96%
0030351				
Poll Place	22	17.46%	56	44.44%
Vote by Mail	95	11.80%	344	42.73%
Mail Ballot	0		0	
Total	117	12.57%	400	42.96%
0050519				
Poll Place	5	3.70%	39	28.89%
Vote by Mail	44	4.53%	303	31.20%
Mail Ballot	0		0	
Total	49	4.43%	342	30.92%
0050548				
Poll Place	12	17.14%	21	30.00%
Vote by Mail	58	11.07%	206	39.31%
Mail Ballot	0		0	
Total	70	11.78%	227	38.22%
0050560				
Poll Place	6	13.64%	7	15.91%
Vote by Mail	44	13.17%	79	23.65%
Mail Ballot	0		0	
Total	50	13.23%	86	22.75%

Precinct	BROOKE MICHELE MALLEY AULT		JOHNITTA CLEMONS		IAN JOURNEY		Total Votes
0023241							
Poll Place	11	24.44%	12	26.67%	3	6.67%	45
Vote by Mail	90	25.79%	38	10.89%	57	16.33%	349
Mail Ballot	0		0		0		0
Total	101	25.63%	50	12.69%	60	15.23%	394
0030348							
Poll Place	7	8.64%	14	17.28%	18	22.22%	81
Vote by Mail	97	17.64%	58	10.55%	69	12.55%	550
Mail Ballot	0		0		0		0
Total	104	16.48%	72	11.41%	87	13.79%	631
0030351							
Poll Place	16	12.70%	10	7.94%	22	17.46%	126
Vote by Mail	169	20.99%	73	9.07%	124	15.40%	805
Mail Ballot	0		0		0		0
Total	185	19.87%	83	8.92%	146	15.68%	931
0050519							
Poll Place	30	22.22%	20	14.81%	41	30.37%	135
Vote by Mail	302	31.10%	61	6.28%	261	26.88%	971
Mail Ballot	0		0		0		0
Total	332	30.02%	81	7.32%	302	27.31%	1,106
0050548							
Poll Place	14	20.00%	13	18.57%	10	14.29%	70
Vote by Mail	156	29.77%	53	10.11%	51	9.73%	524
Mail Ballot	0		0		0		0
Total	170	28.62%	66	11.11%	61	10.27%	594
0050560							
Poll Place	16	36.36%	8	18.18%	7	15.91%	44
Vote by Mail	143	42.81%	42	12.57%	26	7.78%	334
Mail Ballot	0		0		0		0
Total	159	42.06%	50	13.23%	33	8.73%	378

Precinct	Registered Voters
0050590	
Poll Place	521
Vote by Mail	521
Mail Ballot	521
Total	521
0051310	
Poll Place	476
Vote by Mail	476
Mail Ballot	476
Total	476
0051331	
Poll Place	1,171
Vote by Mail	1,171
Mail Ballot	1,171
Total	1,171
0051332	
Poll Place	1,189
Vote by Mail	1,189
Mail Ballot	1,189
Total	1,189
7021752	
Poll Place	65
Vote by Mail	65
Mail Ballot	65
Total	65
7022001	
Poll Place	47
Vote by Mail	47
Mail Ballot	47
Total	47

Precinct	BETHANY BACHMAN		SHANNON ZIMMERMAN	
0050590				
Poll Place	4	14.81%	4	14.81%
Vote by Mail	29	14.65%	71	35.86%
Mail Ballot	0		0	
Total	33	14.67%	75	33.33%
0051310				
Poll Place	3	8.57%	17	48.57%
Vote by Mail	29	16.76%	48	27.75%
Mail Ballot	0		0	
Total	32	15.38%	65	31.25%
0051331				
Poll Place	7	10.14%	22	31.88%
Vote by Mail	59	10.00%	244	41.36%
Mail Ballot	0		0	
Total	66	10.02%	266	40.36%
0051332				
Poll Place	8	13.79%	19	32.76%
Vote by Mail	70	11.20%	227	36.32%
Mail Ballot	0		0	
Total	78	11.42%	246	36.02%
7021752				
Poll Place	0		0	
Vote by Mail	0		0	
Mail Ballot	2	7.41%	8	29.63%
Total	2	7.41%	8	29.63%
7022001				
Poll Place	0		0	
Vote by Mail	0		0	
Mail Ballot	0	0.00%	11	61.11%
Total	0	0.00%	11	61.11%

Precinct	BROOKE MICHELE MALLEY AULT		JOHNITTA CLEMONS		IAN JOURNEY		Total Votes
0050590							
Poll Place	15	55.56%	1	3.70%	3	11.11%	27
Vote by Mail	72	36.36%	19	9.60%	7	3.54%	198
Mail Ballot	0		0		0		0
Total	87	38.67%	20	8.89%	10	4.44%	225
0051310							
Poll Place	5	14.29%	6	17.14%	4	11.43%	35
Vote by Mail	56	32.37%	14	8.09%	26	15.03%	173
Mail Ballot	0		0		0		0
Total	61	29.33%	20	9.62%	30	14.42%	208
0051331							
Poll Place	20	28.99%	11	15.94%	9	13.04%	69
Vote by Mail	133	22.54%	48	8.14%	106	17.97%	590
Mail Ballot	0		0		0		0
Total	153	23.22%	59	8.95%	115	17.45%	659
0051332							
Poll Place	10	17.24%	9	15.52%	12	20.69%	58
Vote by Mail	163	26.08%	67	10.72%	98	15.68%	625
Mail Ballot	0		0		0		0
Total	173	25.33%	76	11.13%	110	16.11%	683
7021752							
Poll Place	0		0		0		0
Vote by Mail	0		0		0		0
Mail Ballot	7	25.93%	6	22.22%	4	14.81%	27
Total	7	25.93%	6	22.22%	4	14.81%	27
7022001							
Poll Place	0		0		0		0
Vote by Mail	0		0		0		0
Mail Ballot	4	22.22%	1	5.56%	2	11.11%	18
Total	4	22.22%	1	5.56%	2	11.11%	18

Precinct	Registered Voters
7022013	
Poll Place	119
Vote by Mail	119
Mail Ballot	119
Total	119
7023470	
Poll Place	333
Vote by Mail	333
Mail Ballot	333
Total	333
7030357	
Poll Place	0
Vote by Mail	0
Mail Ballot	0
Total	0
7050221	
Poll Place	251
Vote by Mail	251
Mail Ballot	251
Total	251
7050526	
Poll Place	0
Vote by Mail	0
Mail Ballot	0
Total	0
7050573	
Poll Place	0
Vote by Mail	0
Mail Ballot	0
Total	0

Precinct	BETHANY BACHMAN		SHANNON ZIMMERMAN	
7022013				
Poll Place	0		0	
Vote by Mail	0		0	
Mail Ballot	13	20.31%	22	34.38%
Total	13	20.31%	22	34.38%
7023470				
Poll Place	0		0	
Vote by Mail	0		0	
Mail Ballot	24	16.33%	52	35.37%
Total	24	16.33%	52	35.37%
7030357				
Poll Place	0		0	
Vote by Mail	0		0	
Mail Ballot	0		0	
Total	0		0	
7050221				
Poll Place	0		0	
Vote by Mail	0		0	
Mail Ballot	19	22.35%	30	35.29%
Total	19	22.35%	30	35.29%
7050526				
Poll Place	0		0	
Vote by Mail	0		0	
Mail Ballot	0		0	
Total	0		0	
7050573				
Poll Place	0		0	
Vote by Mail	0		0	
Mail Ballot	0		0	
Total	0		0	

Precinct	BROOKE MICHELE MALLEY AULT		JOHNITA CLEMONS		IAN JOURNEY		Total Votes
7022013							
Poll Place	0		0		0		0
Vote by Mail	0		0		0		0
Mail Ballot	11	17.19%	8	12.50%	10	15.63%	64
Total	11	17.19%	8	12.50%	10	15.63%	64
7023470							
Poll Place	0		0		0		0
Vote by Mail	0		0		0		0
Mail Ballot	39	26.53%	15	10.20%	17	11.56%	147
Total	39	26.53%	15	10.20%	17	11.56%	147
7030357							
Poll Place	0		0		0		0
Vote by Mail	0		0		0		0
Mail Ballot	0		0		0		0
Total	0		0		0		0
7050221							
Poll Place	0		0		0		0
Vote by Mail	0		0		0		0
Mail Ballot	18	21.18%	10	11.76%	8	9.41%	85
Total	18	21.18%	10	11.76%	8	9.41%	85
7050526							
Poll Place	0		0		0		0
Vote by Mail	0		0		0		0
Mail Ballot	0		0		0		0
Total	0		0		0		0
7050573							
Poll Place	0		0		0		0
Vote by Mail	0		0		0		0
Mail Ballot	0		0		0		0
Total	0		0		0		0

Precinct	Registered Voters
7050579	
Poll Place	139
Vote by Mail	139
Mail Ballot	139
Total	139
7050582	
Poll Place	29
Vote by Mail	29
Mail Ballot	29
Total	29
7050730	
Poll Place	8
Vote by Mail	8
Mail Ballot	8
Total	8
7050732	
Poll Place	74
Vote by Mail	74
Mail Ballot	74
Total	74
7050734	
Poll Place	161
Vote by Mail	161
Mail Ballot	161
Total	161
7050759	
Poll Place	20
Vote by Mail	20
Mail Ballot	20
Total	20

Precinct	BETHANY BACHMAN		SHANNON ZIMMERMAN	
7050579				
Poll Place	0		0	
Vote by Mail	0		0	
Mail Ballot	9	12.50%	27	37.50%
Total	9	12.50%	27	37.50%
7050582				
Poll Place	0		0	
Vote by Mail	0		0	
Mail Ballot	2	15.38%	1	7.69%
Total	2	15.38%	1	7.69%
7050730				
Poll Place	0		0	
Vote by Mail	0		0	
Mail Ballot	0	0.00%	2	100.00%
Total	0	0.00%	2	100.00%
7050732				
Poll Place	0		0	
Vote by Mail	0		0	
Mail Ballot	4	9.09%	22	50.00%
Total	4	9.09%	22	50.00%
7050734				
Poll Place	0		0	
Vote by Mail	0		0	
Mail Ballot	6	8.11%	21	28.38%
Total	6	8.11%	21	28.38%
7050759				
Poll Place	0		0	
Vote by Mail	0		0	
Mail Ballot	3	21.43%	2	14.29%
Total	3	21.43%	2	14.29%

Precinct	BROOKE MICHELE MALLEY AULT		JOHNITA CLEMONS		IAN JOURNEY		Total Votes
7050579							
Poll Place	0		0		0		0
Vote by Mail	0		0		0		0
Mail Ballot	14	19.44%	12	16.67%	10	13.89%	72
Total	14	19.44%	12	16.67%	10	13.89%	72
7050582							
Poll Place	0		0		0		0
Vote by Mail	0		0		0		0
Mail Ballot	4	30.77%	3	23.08%	3	23.08%	13
Total	4	30.77%	3	23.08%	3	23.08%	13
7050730							
Poll Place	0		0		0		0
Vote by Mail	0		0		0		0
Mail Ballot	0	0.00%	0	0.00%	0	0.00%	2
Total	0	0.00%	0	0.00%	0	0.00%	2
7050732							
Poll Place	0		0		0		0
Vote by Mail	0		0		0		0
Mail Ballot	9	20.45%	2	4.55%	7	15.91%	44
Total	9	20.45%	2	4.55%	7	15.91%	44
7050734							
Poll Place	0		0		0		0
Vote by Mail	0		0		0		0
Mail Ballot	21	28.38%	9	12.16%	17	22.97%	74
Total	21	28.38%	9	12.16%	17	22.97%	74
7050759							
Poll Place	0		0		0		0
Vote by Mail	0		0		0		0
Mail Ballot	6	42.86%	0	0.00%	3	21.43%	14
Total	6	42.86%	0	0.00%	3	21.43%	14

Precinct	Registered Voters
7051188	
Poll Place	18
Vote by Mail	18
Mail Ballot	18
Total	18
7051751	
Poll Place	332
Vote by Mail	332
Mail Ballot	332
Total	332
7052272	
Poll Place	14
Vote by Mail	14
Mail Ballot	14
Total	14
Kern County - Total	16,241
Cumulative	
Cumulative	
Poll Place	0
Vote by Mail	0
Mail Ballot	0
Total	0
Cumulative - Total	0
County - Total	16,241

Precinct	BETHANY BACHMAN		SHANNON ZIMMERMAN	
7051188				
Poll Place	0		0	
Vote by Mail	0		0	
Mail Ballot	0	0.00%	3	50.00%
Total	0	0.00%	3	50.00%
7051751				
Poll Place	0		0	
Vote by Mail	0		0	
Mail Ballot	22	13.02%	63	37.28%
Total	22	13.02%	63	37.28%
7052272				
Poll Place	0		0	
Vote by Mail	0		0	
Mail Ballot	0	0.00%	0	0.00%
Total	0	0.00%	0	0.00%
Kern County - Total	1,004	11.17%	3,287	36.58%
Cumulative				
Cumulative				
Poll Place	0		0	
Vote by Mail	0		0	
Mail Ballot	0		0	
Total	0		0	
Cumulative - Total	0		0	
County - Total	1,004	11.17%	3,287	36.58%

Precinct	BROOKE MICHELE MALLEY AULT		JOHNITTA CLEMONS		IAN JOURNEY		Total Votes
7051188							
Poll Place	0		0		0		0
Vote by Mail	0		0		0		0
Mail Ballot	3	50.00%	0	0.00%	0	0.00%	6
Total	3	50.00%	0	0.00%	0	0.00%	6
7051751							
Poll Place	0		0		0		0
Vote by Mail	0		0		0		0
Mail Ballot	43	25.44%	24	14.20%	17	10.06%	169
Total	43	25.44%	24	14.20%	17	10.06%	169
7052272							
Poll Place	0		0		0		0
Vote by Mail	0		0		0		0
Mail Ballot	0	0.00%	2	50.00%	2	50.00%	4
Total	0	0.00%	2	50.00%	2	50.00%	4
Kern County - Total	2,364	26.30%	947	10.54%	1,385	15.41%	8,987
Cumulative							
Cumulative							
Poll Place	0		0		0		0
Vote by Mail	0		0		0		0
Mail Ballot	0		0		0		0
Total	0		0		0		0
Cumulative - Total	0		0		0		0
County - Total	2,364	26.30%	947	10.54%	1,385	15.41%	8,987

City of Arvin Mayor (Vote for 1)

Precinct	Registered Voters
County	
Kern County	
0050180	
Poll Place	1,094
Vote by Mail	1,094
Mail Ballot	1,094
Total	1,094
0050190	
Poll Place	1,444
Vote by Mail	1,444
Mail Ballot	1,444
Total	1,444
0050200	
Poll Place	1,155
Vote by Mail	1,155
Mail Ballot	1,155
Total	1,155
0050211	
Poll Place	1,674
Vote by Mail	1,674
Mail Ballot	1,674
Total	1,674
7050212	
Poll Place	0
Vote by Mail	0
Mail Ballot	0
Total	0
Kern County - Total	5,367

Precinct	OLIVIA TRUJILLO		JOSE GURROLA		Total Votes
County					
Kern County					
0050180					
Poll Place	53	66.25%	27	33.75%	80
Vote by Mail	315	54.69%	261	45.31%	576
Mail Ballot	0		0		0
Total	368	56.10%	288	43.90%	656
0050190					
Poll Place	94	73.44%	34	26.56%	128
Vote by Mail	414	60.61%	269	39.39%	683
Mail Ballot	0		0		0
Total	508	62.64%	303	37.36%	811
0050200					
Poll Place	48	50.00%	48	50.00%	96
Vote by Mail	259	49.62%	263	50.38%	522
Mail Ballot	0		0		0
Total	307	49.68%	311	50.32%	618
0050211					
Poll Place	88	57.14%	66	42.86%	154
Vote by Mail	470	52.22%	430	47.78%	900
Mail Ballot	0		0		0
Total	558	52.94%	496	47.06%	1,054
7050212					
Poll Place	0		0		0
Vote by Mail	0		0		0
Mail Ballot	0		0		0
Total	0		0		0
Kern County - Total	1,741	55.46%	1,398	44.54%	3,139

Precinct	Registered Voters
Cumulative	
Cumulative	
Poll Place	0
Vote by Mail	0
Mail Ballot	0
Total	0
Cumulative - Total	0
County - Total	5,367

Precinct	OLIVIA TRUJILLO		JOSE GURROLA		Total Votes
Cumulative					
Cumulative					
Poll Place	0		0		0
Vote by Mail	0		0		0
Mail Ballot	0		0		0
Total	0		0		0
Cumulative - Total	0		0		0
County - Total	1,741	55.46%	1,398	44.54%	3,139

City of Arvin Councilmember (Vote for 1)

Precinct	Registered Voters
County	
Kern County	
0050180	
Poll Place	1,094
Vote by Mail	1,094
Mail Ballot	1,094
Total	1,094
0050190	
Poll Place	1,444
Vote by Mail	1,444
Mail Ballot	1,444
Total	1,444
0050200	
Poll Place	1,155
Vote by Mail	1,155
Mail Ballot	1,155
Total	1,155
0050211	
Poll Place	1,674
Vote by Mail	1,674
Mail Ballot	1,674
Total	1,674
7050212	
Poll Place	0
Vote by Mail	0
Mail Ballot	0
Total	0
Kern County - Total	5,367

Precinct	DANIEL "NANO" BORRELI, JR.		Total Votes
County			
Kern County			
0050180			
Poll Place	60	100.00%	60
Vote by Mail	491	100.00%	491
Mail Ballot	0		0
Total	551	100.00%	551
0050190			
Poll Place	110	100.00%	110
Vote by Mail	602	100.00%	602
Mail Ballot	0		0
Total	712	100.00%	712
0050200			
Poll Place	81	100.00%	81
Vote by Mail	484	100.00%	484
Mail Ballot	0		0
Total	565	100.00%	565
0050211			
Poll Place	123	100.00%	123
Vote by Mail	805	100.00%	805
Mail Ballot	0		0
Total	928	100.00%	928
7050212			
Poll Place	0		0
Vote by Mail	0		0
Mail Ballot	0		0
Total	0		0
Kern County - Total	2,756	100.00%	2,756

Precinct	Registered Voters
Cumulative	
Cumulative	
Poll Place	0
Vote by Mail	0
Mail Ballot	0
Total	0
Cumulative - Total	0
County - Total	5,367

Precinct	DANIEL "NANO" BORRELI, JR.		Total Votes
Cumulative			
Cumulative			
Poll Place	0		0
Vote by Mail	0		0
Mail Ballot	0		0
Total	0		0
Cumulative - Total	0		0
County - Total	2,756	100.00%	2,756

City of Bakersfield Ward 1 - Short Term (Vote for 1)

Precinct	Registered Voters
County	
Kern County	
0020232	
Poll Place	735
Vote by Mail	735
Mail Ballot	735
Total	735
0020236	
Poll Place	1,561
Vote by Mail	1,561
Mail Ballot	1,561
Total	1,561
0035677	
Poll Place	822
Vote by Mail	822
Mail Ballot	822
Total	822
0050509	
Poll Place	1,560
Vote by Mail	1,560
Mail Ballot	1,560
Total	1,560
0050511	
Poll Place	1,636
Vote by Mail	1,636
Mail Ballot	1,636
Total	1,636

Precinct	ERIC ARIAS		GILBERTO DE LA TORRE		Total Votes
County					
Kern County					
0020232					
Poll Place	41	70.69%	17	29.31%	58
Vote by Mail	264	73.13%	97	26.87%	361
Mail Ballot	0		0		0
Total	305	72.79%	114	27.21%	419
0020236					
Poll Place	63	68.48%	29	31.52%	92
Vote by Mail	479	72.47%	182	27.53%	661
Mail Ballot	0		0		0
Total	542	71.98%	211	28.02%	753
0035677					
Poll Place	40	66.67%	20	33.33%	60
Vote by Mail	288	71.11%	117	28.89%	405
Mail Ballot	0		0		0
Total	328	70.54%	137	29.46%	465
0050509					
Poll Place	61	67.78%	29	32.22%	90
Vote by Mail	432	77.56%	125	22.44%	557
Mail Ballot	0		0		0
Total	493	76.20%	154	23.80%	647
0050511					
Poll Place	27	57.45%	20	42.55%	47
Vote by Mail	383	72.54%	145	27.46%	528
Mail Ballot	0		0		0
Total	410	71.30%	165	28.70%	575

Precinct	Registered Voters
0050514	
Poll Place	1,259
Vote by Mail	1,259
Mail Ballot	1,259
Total	1,259
0050524	
Poll Place	1,571
Vote by Mail	1,571
Mail Ballot	1,571
Total	1,571
0050532	
Poll Place	1,302
Vote by Mail	1,302
Mail Ballot	1,302
Total	1,302
0050538	
Poll Place	702
Vote by Mail	702
Mail Ballot	702
Total	702
0050541	
Poll Place	1,081
Vote by Mail	1,081
Mail Ballot	1,081
Total	1,081
0050543	
Poll Place	352
Vote by Mail	352
Mail Ballot	352
Total	352

Precinct	ERIC ARIAS		GILBERTO DE LA TORRE		Total Votes
0050514					
Poll Place	54	73.97%	19	26.03%	73
Vote by Mail	407	73.60%	146	26.40%	553
Mail Ballot	0		0		0
Total	461	73.64%	165	26.36%	626
0050524					
Poll Place	51	71.83%	20	28.17%	71
Vote by Mail	537	80.39%	131	19.61%	668
Mail Ballot	0		0		0
Total	588	79.57%	151	20.43%	739
0050532					
Poll Place	27	77.14%	8	22.86%	35
Vote by Mail	400	79.21%	105	20.79%	505
Mail Ballot	0		0		0
Total	427	79.07%	113	20.93%	540
0050538					
Poll Place	46	73.02%	17	26.98%	63
Vote by Mail	286	80.34%	70	19.66%	356
Mail Ballot	0		0		0
Total	332	79.24%	87	20.76%	419
0050541					
Poll Place	24	68.57%	11	31.43%	35
Vote by Mail	385	79.06%	102	20.94%	487
Mail Ballot	0		0		0
Total	409	78.35%	113	21.65%	522
0050543					
Poll Place	12	85.71%	2	14.29%	14
Vote by Mail	123	73.65%	44	26.35%	167
Mail Ballot	0		0		0
Total	135	74.59%	46	25.41%	181

Precinct	Registered Voters
0050548	
Poll Place	1,202
Vote by Mail	1,202
Mail Ballot	1,202
Total	1,202
0050552	
Poll Place	911
Vote by Mail	911
Mail Ballot	911
Total	911
0050560	
Poll Place	900
Vote by Mail	900
Mail Ballot	900
Total	900
0050576	
Poll Place	1,621
Vote by Mail	1,621
Mail Ballot	1,621
Total	1,621
0050590	
Poll Place	521
Vote by Mail	521
Mail Ballot	521
Total	521
0050731	
Poll Place	1,136
Vote by Mail	1,136
Mail Ballot	1,136
Total	1,136

Precinct	ERIC ARIAS		GILBERTO DE LA TORRE		Total Votes
0050548					
Poll Place	42	62.69%	25	37.31%	67
Vote by Mail	407	77.67%	117	22.33%	524
Mail Ballot	0		0		0
Total	449	75.97%	142	24.03%	591
0050552					
Poll Place	46	69.70%	20	30.30%	66
Vote by Mail	305	69.95%	131	30.05%	436
Mail Ballot	0		0		0
Total	351	69.92%	151	30.08%	502
0050560					
Poll Place	25	60.98%	16	39.02%	41
Vote by Mail	248	74.03%	87	25.97%	335
Mail Ballot	0		0		0
Total	273	72.61%	103	27.39%	376
0050576					
Poll Place	35	59.32%	24	40.68%	59
Vote by Mail	640	74.51%	219	25.49%	859
Mail Ballot	0		0		0
Total	675	73.53%	243	26.47%	918
0050590					
Poll Place	17	60.71%	11	39.29%	28
Vote by Mail	152	76.38%	47	23.62%	199
Mail Ballot	0		0		0
Total	169	74.45%	58	25.55%	227
0050731					
Poll Place	43	82.69%	9	17.31%	52
Vote by Mail	363	71.46%	145	28.54%	508
Mail Ballot	0		0		0
Total	406	72.50%	154	27.50%	560

Precinct	Registered Voters
7025276	
Poll Place	0
Vote by Mail	0
Mail Ballot	0
Total	0
7025277	
Poll Place	0
Vote by Mail	0
Mail Ballot	0
Total	0
7025278	
Poll Place	0
Vote by Mail	0
Mail Ballot	0
Total	0
7035676	
Poll Place	2
Vote by Mail	2
Mail Ballot	2
Total	2
7050526	
Poll Place	0
Vote by Mail	0
Mail Ballot	0
Total	0
7050529	
Poll Place	2
Vote by Mail	2
Mail Ballot	2
Total	2

Precinct	ERIC ARIAS		GILBERTO DE LA TORRE		Total Votes
7025276					
Poll Place	0		0		0
Vote by Mail	0		0		0
Mail Ballot	0		0		0
Total	0		0		0
7025277					
Poll Place	0		0		0
Vote by Mail	0		0		0
Mail Ballot	0		0		0
Total	0		0		0
7025278					
Poll Place	0		0		0
Vote by Mail	0		0		0
Mail Ballot	0		0		0
Total	0		0		0
7035676					
Poll Place	0		0		0
Vote by Mail	0		0		0
Mail Ballot	0	0.00%	2	100.00%	2
Total	0	0.00%	2	100.00%	2
7050526					
Poll Place	0		0		0
Vote by Mail	0		0		0
Mail Ballot	0		0		0
Total	0		0		0
7050529					
Poll Place	0		0		0
Vote by Mail	0		0		0
Mail Ballot	0		0		0
Total	0		0		0

Precinct	Registered Voters
7050540	
Poll Place	81
Vote by Mail	81
Mail Ballot	81
Total	81
7050542	
Poll Place	420
Vote by Mail	420
Mail Ballot	420
Total	420
7050546	
Poll Place	0
Vote by Mail	0
Mail Ballot	0
Total	0
7050551	
Poll Place	403
Vote by Mail	403
Mail Ballot	403
Total	403
7050561	
Poll Place	227
Vote by Mail	227
Mail Ballot	227
Total	227
7050563	
Poll Place	0
Vote by Mail	0
Mail Ballot	0
Total	0

Precinct	ERIC ARIAS		GILBERTO DE LA TORRE		Total Votes
7050540					
Poll Place	0		0		0
Vote by Mail	0		0		0
Mail Ballot	25	80.65%	6	19.35%	31
Total	25	80.65%	6	19.35%	31
7050542					
Poll Place	0		0		0
Vote by Mail	0		0		0
Mail Ballot	170	78.34%	47	21.66%	217
Total	170	78.34%	47	21.66%	217
7050546					
Poll Place	0		0		0
Vote by Mail	0		0		0
Mail Ballot	0		0		0
Total	0		0		0
7050551					
Poll Place	0		0		0
Vote by Mail	0		0		0
Mail Ballot	146	66.06%	75	33.94%	221
Total	146	66.06%	75	33.94%	221
7050561					
Poll Place	0		0		0
Vote by Mail	0		0		0
Mail Ballot	96	76.80%	29	23.20%	125
Total	96	76.80%	29	23.20%	125
7050563					
Poll Place	0		0		0
Vote by Mail	0		0		0
Mail Ballot	0		0		0
Total	0		0		0

Precinct	Registered Voters
7050564	
Poll Place	0
Vote by Mail	0
Mail Ballot	0
Total	0
7050573	
Poll Place	0
Vote by Mail	0
Mail Ballot	0
Total	0
7050579	
Poll Place	139
Vote by Mail	139
Mail Ballot	139
Total	139
7050581	
Poll Place	234
Vote by Mail	234
Mail Ballot	234
Total	234
7050582	
Poll Place	29
Vote by Mail	29
Mail Ballot	29
Total	29
7050702	
Poll Place	236
Vote by Mail	236
Mail Ballot	236
Total	236

Precinct	ERIC ARIAS		GILBERTO DE LA TORRE		Total Votes
7050564					
Poll Place	0		0		0
Vote by Mail	0		0		0
Mail Ballot	0		0		0
Total	0		0		0
7050573					
Poll Place	0		0		0
Vote by Mail	0		0		0
Mail Ballot	0		0		0
Total	0		0		0
7050579					
Poll Place	0		0		0
Vote by Mail	0		0		0
Mail Ballot	49	73.13%	18	26.87%	67
Total	49	73.13%	18	26.87%	67
7050581					
Poll Place	0		0		0
Vote by Mail	0		0		0
Mail Ballot	73	70.19%	31	29.81%	104
Total	73	70.19%	31	29.81%	104
7050582					
Poll Place	0		0		0
Vote by Mail	0		0		0
Mail Ballot	11	84.62%	2	15.38%	13
Total	11	84.62%	2	15.38%	13
7050702					
Poll Place	0		0		0
Vote by Mail	0		0		0
Mail Ballot	98	72.06%	38	27.94%	136
Total	98	72.06%	38	27.94%	136

Precinct	Registered Voters
7050707	
Poll Place	249
Vote by Mail	249
Mail Ballot	249
Total	249
7050712	
Poll Place	0
Vote by Mail	0
Mail Ballot	0
Total	0
7050713	
Poll Place	355
Vote by Mail	355
Mail Ballot	355
Total	355
7050730	
Poll Place	8
Vote by Mail	8
Mail Ballot	8
Total	8
7050769	
Poll Place	0
Vote by Mail	0
Mail Ballot	0
Total	0
Kern County - Total	21,257
Cumulative	
Cumulative	
Poll Place	0
Vote by Mail	0
Mail Ballot	0
Total	0

Precinct	ERIC ARIAS		GILBERTO DE LA TORRE		Total Votes
7050707					
Poll Place	0		0		0
Vote by Mail	0		0		0
Mail Ballot	97	69.78%	42	30.22%	139
Total	97	69.78%	42	30.22%	139
7050712					
Poll Place	0		0		0
Vote by Mail	0		0		0
Mail Ballot	0		0		0
Total	0		0		0
7050713					
Poll Place	0		0		0
Vote by Mail	0		0		0
Mail Ballot	150	73.17%	55	26.83%	205
Total	150	73.17%	55	26.83%	205
7050730					
Poll Place	0		0		0
Vote by Mail	0		0		0
Mail Ballot	1	50.00%	1	50.00%	2
Total	1	50.00%	1	50.00%	2
7050769					
Poll Place	0		0		0
Vote by Mail	0		0		0
Mail Ballot	0		0		0
Total	0		0		0
Kern County - Total	7,669	74.30%	2,653	25.70%	10,322
Cumulative					
Cumulative					
Poll Place	0		0		0
Vote by Mail	0		0		0
Mail Ballot	0		0		0
Total	0		0		0

Precinct	Registered Voters
Cumulative - Total	0
County - Total	21,257

Precinct	ERIC ARIAS		GILBERTO DE LA TORRE		Total Votes
Cumulative - Total	0		0		0
County - Total	7,669	74.30%	2,653	25.70%	10,322

City of Bakersfield Ward 2 (Vote for 1)

Precinct	Registered Voters
County	
Kern County	
0022005	
Poll Place	1,026
Vote by Mail	1,026
Mail Ballot	1,026
Total	1,026
0030302	
Poll Place	1,062
Vote by Mail	1,062
Mail Ballot	1,062
Total	1,062
0030332	
Poll Place	482
Vote by Mail	482
Mail Ballot	482
Total	482
0030348	
Poll Place	931
Vote by Mail	931
Mail Ballot	931
Total	931
0030351	
Poll Place	1,528
Vote by Mail	1,528
Mail Ballot	1,528
Total	1,528

Precinct	ANDRAE GONZALES		Total Votes
County			
Kern County			
0022005			
Poll Place	67	100.00%	67
Vote by Mail	380	100.00%	380
Mail Ballot	0		0
Total	447	100.00%	447
0030302			
Poll Place	89	100.00%	89
Vote by Mail	483	100.00%	483
Mail Ballot	0		0
Total	572	100.00%	572
0030332			
Poll Place	23	100.00%	23
Vote by Mail	144	100.00%	144
Mail Ballot	0		0
Total	167	100.00%	167
0030348			
Poll Place	61	100.00%	61
Vote by Mail	461	100.00%	461
Mail Ballot	0		0
Total	522	100.00%	522
0030351			
Poll Place	106	100.00%	106
Vote by Mail	697	100.00%	697
Mail Ballot	0		0
Total	803	100.00%	803

Precinct	Registered Voters
0030352	
Poll Place	1,029
Vote by Mail	1,029
Mail Ballot	1,029
Total	1,029
0030354	
Poll Place	696
Vote by Mail	696
Mail Ballot	696
Total	696
0030364	
Poll Place	929
Vote by Mail	929
Mail Ballot	929
Total	929
0030374	
Poll Place	999
Vote by Mail	999
Mail Ballot	999
Total	999
0030399	
Poll Place	1,198
Vote by Mail	1,198
Mail Ballot	1,198
Total	1,198
0050501	
Poll Place	487
Vote by Mail	487
Mail Ballot	487
Total	487

Precinct	ANDRAE GONZALES	Total Votes
0030352		
Poll Place	85 100.00%	85
Vote by Mail	532 100.00%	532
Mail Ballot	0	0
Total	617 100.00%	617
0030354		
Poll Place	80 100.00%	80
Vote by Mail	334 100.00%	334
Mail Ballot	0	0
Total	414 100.00%	414
0030364		
Poll Place	107 100.00%	107
Vote by Mail	452 100.00%	452
Mail Ballot	0	0
Total	559 100.00%	559
0030374		
Poll Place	68 100.00%	68
Vote by Mail	484 100.00%	484
Mail Ballot	0	0
Total	552 100.00%	552
0030399		
Poll Place	80 100.00%	80
Vote by Mail	404 100.00%	404
Mail Ballot	0	0
Total	484 100.00%	484
0050501		
Poll Place	18 100.00%	18
Vote by Mail	154 100.00%	154
Mail Ballot	0	0
Total	172 100.00%	172

Precinct	Registered Voters
0050503	
Poll Place	614
Vote by Mail	614
Mail Ballot	614
Total	614
0050505	
Poll Place	691
Vote by Mail	691
Mail Ballot	691
Total	691
0050506	
Poll Place	952
Vote by Mail	952
Mail Ballot	952
Total	952
0050507	
Poll Place	1,131
Vote by Mail	1,131
Mail Ballot	1,131
Total	1,131
0050517	
Poll Place	1,091
Vote by Mail	1,091
Mail Ballot	1,091
Total	1,091
0050519	
Poll Place	1,525
Vote by Mail	1,525
Mail Ballot	1,525
Total	1,525

Precinct	ANDRAE GONZALES	Total Votes
0050503		
Poll Place	21 100.00%	21
Vote by Mail	235 100.00%	235
Mail Ballot	0	0
Total	256 100.00%	256
0050505		
Poll Place	37 100.00%	37
Vote by Mail	278 100.00%	278
Mail Ballot	0	0
Total	315 100.00%	315
0050506		
Poll Place	33 100.00%	33
Vote by Mail	271 100.00%	271
Mail Ballot	0	0
Total	304 100.00%	304
0050507		
Poll Place	13 100.00%	13
Vote by Mail	363 100.00%	363
Mail Ballot	0	0
Total	376 100.00%	376
0050517		
Poll Place	95 100.00%	95
Vote by Mail	550 100.00%	550
Mail Ballot	0	0
Total	645 100.00%	645
0050519		
Poll Place	111 100.00%	111
Vote by Mail	831 100.00%	831
Mail Ballot	0	0
Total	942 100.00%	942

Precinct	Registered Voters
0050523	
Poll Place	682
Vote by Mail	682
Mail Ballot	682
Total	682
0050750	
Poll Place	785
Vote by Mail	785
Mail Ballot	785
Total	785
0050751	
Poll Place	422
Vote by Mail	422
Mail Ballot	422
Total	422
0050752	
Poll Place	1,382
Vote by Mail	1,382
Mail Ballot	1,382
Total	1,382
0050765	
Poll Place	1,244
Vote by Mail	1,244
Mail Ballot	1,244
Total	1,244
7022001	
Poll Place	47
Vote by Mail	47
Mail Ballot	47
Total	47

Precinct	ANDRAE GONZALES	Total Votes
0050523		
Poll Place	24 100.00%	24
Vote by Mail	349 100.00%	349
Mail Ballot	0	0
Total	373 100.00%	373
0050750		
Poll Place	60 100.00%	60
Vote by Mail	362 100.00%	362
Mail Ballot	0	0
Total	422 100.00%	422
0050751		
Poll Place	32 100.00%	32
Vote by Mail	177 100.00%	177
Mail Ballot	0	0
Total	209 100.00%	209
0050752		
Poll Place	132 100.00%	132
Vote by Mail	652 100.00%	652
Mail Ballot	0	0
Total	784 100.00%	784
0050765		
Poll Place	60 100.00%	60
Vote by Mail	591 100.00%	591
Mail Ballot	0	0
Total	651 100.00%	651
7022001		
Poll Place	0	0
Vote by Mail	0	0
Mail Ballot	16 100.00%	16
Total	16 100.00%	16

Precinct	Registered Voters
7022013	
Poll Place	119
Vote by Mail	119
Mail Ballot	119
Total	119
7030324	
Poll Place	173
Vote by Mail	173
Mail Ballot	173
Total	173
7030331	
Poll Place	95
Vote by Mail	95
Mail Ballot	95
Total	95
7030343	
Poll Place	91
Vote by Mail	91
Mail Ballot	91
Total	91
7030344	
Poll Place	335
Vote by Mail	335
Mail Ballot	335
Total	335
7035683	
Poll Place	0
Vote by Mail	0
Mail Ballot	0
Total	0

Precinct	ANDRAE GONZALES	Total Votes
7022013		
Poll Place	0	0
Vote by Mail	0	0
Mail Ballot	56 100.00%	56
Total	56 100.00%	56
7030324		
Poll Place	0	0
Vote by Mail	0	0
Mail Ballot	65 100.00%	65
Total	65 100.00%	65
7030331		
Poll Place	0	0
Vote by Mail	0	0
Mail Ballot	47 100.00%	47
Total	47 100.00%	47
7030343		
Poll Place	0	0
Vote by Mail	0	0
Mail Ballot	36 100.00%	36
Total	36 100.00%	36
7030344		
Poll Place	0	0
Vote by Mail	0	0
Mail Ballot	143 100.00%	143
Total	143 100.00%	143
7035683		
Poll Place	0	0
Vote by Mail	0	0
Mail Ballot	0	0
Total	0	0

Precinct	Registered Voters
7035687	
Poll Place	0
Vote by Mail	0
Mail Ballot	0
Total	0
7050504	
Poll Place	57
Vote by Mail	57
Mail Ballot	57
Total	57
7050537	
Poll Place	276
Vote by Mail	276
Mail Ballot	276
Total	276
7050597	
Poll Place	3
Vote by Mail	3
Mail Ballot	3
Total	3
7050734	
Poll Place	161
Vote by Mail	161
Mail Ballot	161
Total	161
7050748	
Poll Place	111
Vote by Mail	111
Mail Ballot	111
Total	111

Precinct	ANDRAE GONZALES	Total Votes
7035687		
Poll Place	0	0
Vote by Mail	0	0
Mail Ballot	0	0
Total	0	0
7050504		
Poll Place	0	0
Vote by Mail	0	0
Mail Ballot	17 100.00%	17
Total	17 100.00%	17
7050537		
Poll Place	0	0
Vote by Mail	0	0
Mail Ballot	136 100.00%	136
Total	136 100.00%	136
7050597		
Poll Place	0	0
Vote by Mail	0	0
Mail Ballot	2 100.00%	2
Total	2 100.00%	2
7050734		
Poll Place	0	0
Vote by Mail	0	0
Mail Ballot	64 100.00%	64
Total	64 100.00%	64
7050748		
Poll Place	0	0
Vote by Mail	0	0
Mail Ballot	38 100.00%	38
Total	38 100.00%	38

Precinct	Registered Voters
7050749	
Poll Place	141
Vote by Mail	141
Mail Ballot	141
Total	141
7050758	
Poll Place	4
Vote by Mail	4
Mail Ballot	4
Total	4
7050759	
Poll Place	20
Vote by Mail	20
Mail Ballot	20
Total	20
7050760	
Poll Place	0
Vote by Mail	0
Mail Ballot	0
Total	0
Kern County - Total	22,519
Cumulative	
Cumulative	
Poll Place	0
Vote by Mail	0
Mail Ballot	0
Total	0
Cumulative - Total	0
County - Total	22,519

Precinct	ANDRAE GONZALES	Total Votes
7050749		
Poll Place	0	0
Vote by Mail	0	0
Mail Ballot	61 100.00%	61
Total	61 100.00%	61
7050758		
Poll Place	0	0
Vote by Mail	0	0
Mail Ballot	2 100.00%	2
Total	2 100.00%	2
7050759		
Poll Place	0	0
Vote by Mail	0	0
Mail Ballot	12 100.00%	12
Total	12 100.00%	12
7050760		
Poll Place	0	0
Vote by Mail	0	0
Mail Ballot	0	0
Total	0	0
Kern County - Total	11,281 100.00%	11,281
Cumulative		
Cumulative		
Poll Place	0	0
Vote by Mail	0	0
Mail Ballot	0	0
Total	0	0
Cumulative - Total	0	0
County - Total	11,281 100.00%	11,281

City of Bakersfield Ward 5 (Vote for 1)

Precinct	Registered Voters
County	
Kern County	
0022018	
Poll Place	1,880
Vote by Mail	1,880
Mail Ballot	1,880
Total	1,880
0035602	
Poll Place	614
Vote by Mail	614
Mail Ballot	614
Total	614
0035624	
Poll Place	458
Vote by Mail	458
Mail Ballot	458
Total	458
0035635	
Poll Place	1,061
Vote by Mail	1,061
Mail Ballot	1,061
Total	1,061
0040405	
Poll Place	1,425
Vote by Mail	1,425
Mail Ballot	1,425
Total	1,425

Precinct	BRUCE FREEMAN		Total Votes
County			
Kern County			
0022018			
Poll Place	119	100.00%	119
Vote by Mail	948	100.00%	948
Mail Ballot	0		0
Total	1,067	100.00%	1,067
0035602			
Poll Place	57	100.00%	57
Vote by Mail	282	100.00%	282
Mail Ballot	0		0
Total	339	100.00%	339
0035624			
Poll Place	26	100.00%	26
Vote by Mail	234	100.00%	234
Mail Ballot	0		0
Total	260	100.00%	260
0035635			
Poll Place	153	100.00%	153
Vote by Mail	460	100.00%	460
Mail Ballot	0		0
Total	613	100.00%	613
0040405			
Poll Place	125	100.00%	125
Vote by Mail	824	100.00%	824
Mail Ballot	0		0
Total	949	100.00%	949

Precinct	Registered Voters
0040406	
Poll Place	1,059
Vote by Mail	1,059
Mail Ballot	1,059
Total	1,059
0040409	
Poll Place	1,153
Vote by Mail	1,153
Mail Ballot	1,153
Total	1,153
0040421	
Poll Place	995
Vote by Mail	995
Mail Ballot	995
Total	995
0040440	
Poll Place	991
Vote by Mail	991
Mail Ballot	991
Total	991
0040441	
Poll Place	1,404
Vote by Mail	1,404
Mail Ballot	1,404
Total	1,404
0040442	
Poll Place	901
Vote by Mail	901
Mail Ballot	901
Total	901

Precinct	BRUCE FREEMAN	Total Votes
0040406		
Poll Place	64 100.00%	64
Vote by Mail	573 100.00%	573
Mail Ballot	0	0
Total	637 100.00%	637
0040409		
Poll Place	80 100.00%	80
Vote by Mail	561 100.00%	561
Mail Ballot	0	0
Total	641 100.00%	641
0040421		
Poll Place	64 100.00%	64
Vote by Mail	512 100.00%	512
Mail Ballot	0	0
Total	576 100.00%	576
0040440		
Poll Place	81 100.00%	81
Vote by Mail	534 100.00%	534
Mail Ballot	0	0
Total	615 100.00%	615
0040441		
Poll Place	39 100.00%	39
Vote by Mail	955 100.00%	955
Mail Ballot	0	0
Total	994 100.00%	994
0040442		
Poll Place	55 100.00%	55
Vote by Mail	501 100.00%	501
Mail Ballot	0	0
Total	556 100.00%	556

Precinct	Registered Voters
0040443	
Poll Place	703
Vote by Mail	703
Mail Ballot	703
Total	703
0040447	
Poll Place	1,022
Vote by Mail	1,022
Mail Ballot	1,022
Total	1,022
0040454	
Poll Place	992
Vote by Mail	992
Mail Ballot	992
Total	992
0040461	
Poll Place	1,495
Vote by Mail	1,495
Mail Ballot	1,495
Total	1,495
0040463	
Poll Place	971
Vote by Mail	971
Mail Ballot	971
Total	971
0040464	
Poll Place	1,231
Vote by Mail	1,231
Mail Ballot	1,231
Total	1,231

Precinct	BRUCE FREEMAN		Total Votes
0040443			
Poll Place	45	100.00%	45
Vote by Mail	370	100.00%	370
Mail Ballot	0		0
Total	415	100.00%	415
0040447			
Poll Place	42	100.00%	42
Vote by Mail	553	100.00%	553
Mail Ballot	0		0
Total	595	100.00%	595
0040454			
Poll Place	66	100.00%	66
Vote by Mail	481	100.00%	481
Mail Ballot	0		0
Total	547	100.00%	547
0040461			
Poll Place	125	100.00%	125
Vote by Mail	866	100.00%	866
Mail Ballot	0		0
Total	991	100.00%	991
0040463			
Poll Place	77	100.00%	77
Vote by Mail	466	100.00%	466
Mail Ballot	0		0
Total	543	100.00%	543
0040464			
Poll Place	91	100.00%	91
Vote by Mail	615	100.00%	615
Mail Ballot	0		0
Total	706	100.00%	706

Precinct	Registered Voters
0040469	
Poll Place	929
Vote by Mail	929
Mail Ballot	929
Total	929
0040470	
Poll Place	1,081
Vote by Mail	1,081
Mail Ballot	1,081
Total	1,081
0040471	
Poll Place	1,591
Vote by Mail	1,591
Mail Ballot	1,591
Total	1,591
0040475	
Poll Place	1,090
Vote by Mail	1,090
Mail Ballot	1,090
Total	1,090
0040480	
Poll Place	1,194
Vote by Mail	1,194
Mail Ballot	1,194
Total	1,194
0040494	
Poll Place	979
Vote by Mail	979
Mail Ballot	979
Total	979

Precinct	BRUCE FREEMAN	Total Votes
0040469		
Poll Place	92 100.00%	92
Vote by Mail	396 100.00%	396
Mail Ballot	0	0
Total	488 100.00%	488
0040470		
Poll Place	83 100.00%	83
Vote by Mail	521 100.00%	521
Mail Ballot	0	0
Total	604 100.00%	604
0040471		
Poll Place	119 100.00%	119
Vote by Mail	809 100.00%	809
Mail Ballot	0	0
Total	928 100.00%	928
0040475		
Poll Place	73 100.00%	73
Vote by Mail	571 100.00%	571
Mail Ballot	0	0
Total	644 100.00%	644
0040480		
Poll Place	70 100.00%	70
Vote by Mail	646 100.00%	646
Mail Ballot	0	0
Total	716 100.00%	716
0040494		
Poll Place	45 100.00%	45
Vote by Mail	550 100.00%	550
Mail Ballot	0	0
Total	595 100.00%	595

Precinct	Registered Voters
0040497	
Poll Place	885
Vote by Mail	885
Mail Ballot	885
Total	885
0044104	
Poll Place	1,669
Vote by Mail	1,669
Mail Ballot	1,669
Total	1,669
0044105	
Poll Place	1,097
Vote by Mail	1,097
Mail Ballot	1,097
Total	1,097
0044106	
Poll Place	1,303
Vote by Mail	1,303
Mail Ballot	1,303
Total	1,303
0044107	
Poll Place	1,405
Vote by Mail	1,405
Mail Ballot	1,405
Total	1,405
0044113	
Poll Place	803
Vote by Mail	803
Mail Ballot	803
Total	803

Precinct	BRUCE FREEMAN	Total Votes
0040497		
Poll Place	75 100.00%	75
Vote by Mail	428 100.00%	428
Mail Ballot	0	0
Total	503 100.00%	503
0044104		
Poll Place	68 100.00%	68
Vote by Mail	849 100.00%	849
Mail Ballot	0	0
Total	917 100.00%	917
0044105		
Poll Place	62 100.00%	62
Vote by Mail	557 100.00%	557
Mail Ballot	0	0
Total	619 100.00%	619
0044106		
Poll Place	74 100.00%	74
Vote by Mail	706 100.00%	706
Mail Ballot	0	0
Total	780 100.00%	780
0044107		
Poll Place	43 100.00%	43
Vote by Mail	882 100.00%	882
Mail Ballot	0	0
Total	925 100.00%	925
0044113		
Poll Place	70 100.00%	70
Vote by Mail	402 100.00%	402
Mail Ballot	0	0
Total	472 100.00%	472

Precinct	Registered Voters
7022014	
Poll Place	355
Vote by Mail	355
Mail Ballot	355
Total	355
7022015	
Poll Place	500
Vote by Mail	500
Mail Ballot	500
Total	500
7030395	
Poll Place	1
Vote by Mail	1
Mail Ballot	1
Total	1
7035685	
Poll Place	38
Vote by Mail	38
Mail Ballot	38
Total	38
7040472	
Poll Place	453
Vote by Mail	453
Mail Ballot	453
Total	453
7040478	
Poll Place	489
Vote by Mail	489
Mail Ballot	489
Total	489

Precinct	BRUCE FREEMAN	Total Votes
7022014		
Poll Place	0	0
Vote by Mail	0	0
Mail Ballot	228 100.00%	228
Total	228 100.00%	228
7022015		
Poll Place	0	0
Vote by Mail	0	0
Mail Ballot	313 100.00%	313
Total	313 100.00%	313
7030395		
Poll Place	0	0
Vote by Mail	0	0
Mail Ballot	1 100.00%	1
Total	1 100.00%	1
7035685		
Poll Place	0	0
Vote by Mail	0	0
Mail Ballot	11 100.00%	11
Total	11 100.00%	11
7040472		
Poll Place	0	0
Vote by Mail	0	0
Mail Ballot	264 100.00%	264
Total	264 100.00%	264
7040478		
Poll Place	0	0
Vote by Mail	0	0
Mail Ballot	349 100.00%	349
Total	349 100.00%	349

	Registered Voters
Precinct	
7044123	
Poll Place	683
Vote by Mail	683
Mail Ballot	683
Total	683
Kern County - Total	34,900
Cumulative	
Cumulative	
Poll Place	0
Vote by Mail	0
Mail Ballot	0
Total	0
Cumulative - Total	0
County - Total	34,900

	BRUCE FREEMAN		Total Votes
Precinct			
7044123			
Poll Place	0		0
Vote by Mail	0		0
Mail Ballot	398	100.00%	398
Total	398	100.00%	398
Kern County - Total	20,799	100.00%	20,799
Cumulative			
Cumulative			
Poll Place	0		0
Vote by Mail	0		0
Mail Ballot	0		0
Total	0		0
Cumulative - Total	0		0
County - Total	20,799	100.00%	20,799

City of Bakersfield Ward 6 (Vote for 1)

Precinct	Registered Voters
County	
Kern County	
0020249	
Poll Place	893
Vote by Mail	893
Mail Ballot	893
Total	893
0020253	
Poll Place	681
Vote by Mail	681
Mail Ballot	681
Total	681
0020260	
Poll Place	968
Vote by Mail	968
Mail Ballot	968
Total	968
0020262	
Poll Place	764
Vote by Mail	764
Mail Ballot	764
Total	764
0020282	
Poll Place	1,210
Vote by Mail	1,210
Mail Ballot	1,210
Total	1,210

Precinct	GREGORY TATUM		PATTY GRAY	
County				
Kern County				
0020249				
Poll Place	12	26.67%	19	42.22%
Vote by Mail	98	18.25%	284	52.89%
Mail Ballot	0		0	
Total	110	18.90%	303	52.06%
0020253				
Poll Place	15	28.85%	31	59.62%
Vote by Mail	60	18.52%	155	47.84%
Mail Ballot	0		0	
Total	75	19.95%	186	49.47%
0020260				
Poll Place	15	22.06%	28	41.18%
Vote by Mail	112	20.93%	215	40.19%
Mail Ballot	0		0	
Total	127	21.06%	243	40.30%
0020262				
Poll Place	17	20.24%	45	53.57%
Vote by Mail	75	16.03%	244	52.14%
Mail Ballot	0		0	
Total	92	16.67%	289	52.36%
0020282				
Poll Place	30	23.81%	67	53.17%
Vote by Mail	118	16.62%	308	43.38%
Mail Ballot	0		0	
Total	148	17.70%	375	44.86%

Precinct	TITUS STEVENS		JESSE QUIJADA		Total Votes
County					
Kern County					
0020249					
Poll Place	1	2.22%	13	28.89%	45
Vote by Mail	22	4.10%	133	24.77%	537
Mail Ballot	0		0		0
Total	23	3.95%	146	25.09%	582
0020253					
Poll Place	0	0.00%	6	11.54%	52
Vote by Mail	7	2.16%	102	31.48%	324
Mail Ballot	0		0		0
Total	7	1.86%	108	28.72%	376
0020260					
Poll Place	1	1.47%	24	35.29%	68
Vote by Mail	21	3.93%	187	34.95%	535
Mail Ballot	0		0		0
Total	22	3.65%	211	34.99%	603
0020262					
Poll Place	2	2.38%	20	23.81%	84
Vote by Mail	15	3.21%	134	28.63%	468
Mail Ballot	0		0		0
Total	17	3.08%	154	27.90%	552
0020282					
Poll Place	3	2.38%	26	20.63%	126
Vote by Mail	21	2.96%	263	37.04%	710
Mail Ballot	0		0		0
Total	24	2.87%	289	34.57%	836

Precinct	Registered Voters
0020283	
Poll Place	2,570
Vote by Mail	2,570
Mail Ballot	2,570
Total	2,570
0020294	
Poll Place	1,168
Vote by Mail	1,168
Mail Ballot	1,168
Total	1,168
0020298	
Poll Place	1,210
Vote by Mail	1,210
Mail Ballot	1,210
Total	1,210
0022003	
Poll Place	856
Vote by Mail	856
Mail Ballot	856
Total	856
0022004	
Poll Place	867
Vote by Mail	867
Mail Ballot	867
Total	867
0022006	
Poll Place	1,648
Vote by Mail	1,648
Mail Ballot	1,648
Total	1,648

Precinct	GREGORY TATUM		PATTY GRAY	
0020283				
Poll Place	33	20.00%	77	46.67%
Vote by Mail	278	17.50%	636	40.03%
Mail Ballot	0		0	
Total	311	17.73%	713	40.65%
0020294				
Poll Place	19	21.84%	55	63.22%
Vote by Mail	136	19.37%	325	46.30%
Mail Ballot	0		0	
Total	155	19.65%	380	48.16%
0020298				
Poll Place	18	23.38%	25	32.47%
Vote by Mail	134	18.79%	248	34.78%
Mail Ballot	0		0	
Total	152	19.24%	273	34.56%
0022003				
Poll Place	23	32.86%	20	28.57%
Vote by Mail	102	24.29%	123	29.29%
Mail Ballot	0		0	
Total	125	25.51%	143	29.18%
0022004				
Poll Place	18	36.00%	15	30.00%
Vote by Mail	121	26.54%	179	39.25%
Mail Ballot	0		0	
Total	139	27.47%	194	38.34%
0022006				
Poll Place	34	31.19%	42	38.53%
Vote by Mail	191	22.39%	362	42.44%
Mail Ballot	0		0	
Total	225	23.39%	404	42.00%

Precinct	TITUS STEVENS		JESSE QUIJADA		Total Votes
0020283					
Poll Place	7	4.24%	48	29.09%	165
Vote by Mail	72	4.53%	603	37.95%	1,589
Mail Ballot	0		0		0
Total	79	4.50%	651	37.12%	1,754
0020294					
Poll Place	1	1.15%	12	13.79%	87
Vote by Mail	26	3.70%	215	30.63%	702
Mail Ballot	0		0		0
Total	27	3.42%	227	28.77%	789
0020298					
Poll Place	6	7.79%	28	36.36%	77
Vote by Mail	54	7.57%	277	38.85%	713
Mail Ballot	0		0		0
Total	60	7.59%	305	38.61%	790
0022003					
Poll Place	3	4.29%	24	34.29%	70
Vote by Mail	31	7.38%	164	39.05%	420
Mail Ballot	0		0		0
Total	34	6.94%	188	38.37%	490
0022004					
Poll Place	3	6.00%	14	28.00%	50
Vote by Mail	27	5.92%	129	28.29%	456
Mail Ballot	0		0		0
Total	30	5.93%	143	28.26%	506
0022006					
Poll Place	4	3.67%	29	26.61%	109
Vote by Mail	39	4.57%	261	30.60%	853
Mail Ballot	0		0		0
Total	43	4.47%	290	30.15%	962

Precinct	Registered Voters
0022008	
Poll Place	1,461
Vote by Mail	1,461
Mail Ballot	1,461
Total	1,461
0022033	
Poll Place	1,204
Vote by Mail	1,204
Mail Ballot	1,204
Total	1,204
0022037	
Poll Place	1,726
Vote by Mail	1,726
Mail Ballot	1,726
Total	1,726
0025270	
Poll Place	996
Vote by Mail	996
Mail Ballot	996
Total	996
0025271	
Poll Place	933
Vote by Mail	933
Mail Ballot	933
Total	933
0025272	
Poll Place	1,098
Vote by Mail	1,098
Mail Ballot	1,098
Total	1,098

Precinct	GREGORY TATUM		PATTY GRAY	
0022008				
Poll Place	16	18.60%	44	51.16%
Vote by Mail	178	23.12%	328	42.60%
Mail Ballot	0		0	
Total	194	22.66%	372	43.46%
0022033				
Poll Place	18	19.57%	51	55.43%
Vote by Mail	133	19.14%	339	48.78%
Mail Ballot	0		0	
Total	151	19.19%	390	49.56%
0022037				
Poll Place	33	20.00%	83	50.30%
Vote by Mail	197	19.45%	395	38.99%
Mail Ballot	0		0	
Total	230	19.52%	478	40.58%
0025270				
Poll Place	31	32.63%	48	50.53%
Vote by Mail	121	21.76%	247	44.42%
Mail Ballot	0		0	
Total	152	23.35%	295	45.31%
0025271				
Poll Place	6	13.04%	19	41.30%
Vote by Mail	99	17.97%	260	47.19%
Mail Ballot	0		0	
Total	105	17.59%	279	46.73%
0025272				
Poll Place	18	23.68%	33	43.42%
Vote by Mail	118	18.44%	250	39.06%
Mail Ballot	0		0	
Total	136	18.99%	283	39.53%

Precinct	TITUS STEVENS		JESSE QUIJADA		Total Votes
0022008					
Poll Place	2	2.33%	24	27.91%	86
Vote by Mail	23	2.99%	241	31.30%	770
Mail Ballot	0		0		0
Total	25	2.92%	265	30.96%	856
0022033					
Poll Place	1	1.09%	22	23.91%	92
Vote by Mail	19	2.73%	204	29.35%	695
Mail Ballot	0		0		0
Total	20	2.54%	226	28.72%	787
0022037					
Poll Place	6	3.64%	43	26.06%	165
Vote by Mail	42	4.15%	379	37.41%	1,013
Mail Ballot	0		0		0
Total	48	4.07%	422	35.82%	1,178
0025270					
Poll Place	2	2.11%	14	14.74%	95
Vote by Mail	33	5.94%	155	27.88%	556
Mail Ballot	0		0		0
Total	35	5.38%	169	25.96%	651
0025271					
Poll Place	2	4.35%	19	41.30%	46
Vote by Mail	31	5.63%	161	29.22%	551
Mail Ballot	0		0		0
Total	33	5.53%	180	30.15%	597
0025272					
Poll Place	2	2.63%	23	30.26%	76
Vote by Mail	33	5.16%	239	37.34%	640
Mail Ballot	0		0		0
Total	35	4.89%	262	36.59%	716

Precinct	Registered Voters
0040401	
Poll Place	541
Vote by Mail	541
Mail Ballot	541
Total	541
0040407	
Poll Place	762
Vote by Mail	762
Mail Ballot	762
Total	762
0040411	
Poll Place	1,428
Vote by Mail	1,428
Mail Ballot	1,428
Total	1,428
0040414	
Poll Place	1,613
Vote by Mail	1,613
Mail Ballot	1,613
Total	1,613
0040415	
Poll Place	1,659
Vote by Mail	1,659
Mail Ballot	1,659
Total	1,659
0040424	
Poll Place	1,153
Vote by Mail	1,153
Mail Ballot	1,153
Total	1,153

Precinct	GREGORY TATUM		PATTY GRAY	
0040401				
Poll Place	6	21.43%	15	53.57%
Vote by Mail	51	13.86%	264	71.74%
Mail Ballot	0		0	
Total	57	14.39%	279	70.45%
0040407				
Poll Place	12	19.35%	32	51.61%
Vote by Mail	83	18.00%	267	57.92%
Mail Ballot	0		0	
Total	95	18.16%	299	57.17%
0040411				
Poll Place	18	16.98%	69	65.09%
Vote by Mail	138	18.13%	359	47.17%
Mail Ballot	0		0	
Total	156	17.99%	428	49.37%
0040414				
Poll Place	30	25.00%	60	50.00%
Vote by Mail	171	20.90%	355	43.40%
Mail Ballot	0		0	
Total	201	21.43%	415	44.24%
0040415				
Poll Place	28	24.14%	77	66.38%
Vote by Mail	165	14.11%	803	68.69%
Mail Ballot	0		0	
Total	193	15.02%	880	68.48%
0040424				
Poll Place	30	29.13%	42	40.78%
Vote by Mail	124	21.60%	247	43.03%
Mail Ballot	0		0	
Total	154	22.75%	289	42.69%

Precinct	TITUS STEVENS		JESSE QUIJADA		Total Votes
0040401					
Poll Place	1	3.57%	6	21.43%	28
Vote by Mail	7	1.90%	46	12.50%	368
Mail Ballot	0		0		0
Total	8	2.02%	52	13.13%	396
0040407					
Poll Place	2	3.23%	16	25.81%	62
Vote by Mail	15	3.25%	96	20.82%	461
Mail Ballot	0		0		0
Total	17	3.25%	112	21.41%	523
0040411					
Poll Place	5	4.72%	14	13.21%	106
Vote by Mail	25	3.29%	239	31.41%	761
Mail Ballot	0		0		0
Total	30	3.46%	253	29.18%	867
0040414					
Poll Place	3	2.50%	27	22.50%	120
Vote by Mail	28	3.42%	264	32.27%	818
Mail Ballot	0		0		0
Total	31	3.30%	291	31.02%	938
0040415					
Poll Place	1	0.86%	10	8.62%	116
Vote by Mail	29	2.48%	172	14.71%	1,169
Mail Ballot	0		0		0
Total	30	2.33%	182	14.16%	1,285
0040424					
Poll Place	4	3.88%	27	26.21%	103
Vote by Mail	32	5.57%	171	29.79%	574
Mail Ballot	0		0		0
Total	36	5.32%	198	29.25%	677

Precinct	Registered Voters
0040428	
Poll Place	955
Vote by Mail	955
Mail Ballot	955
Total	955
0040444	
Poll Place	702
Vote by Mail	702
Mail Ballot	702
Total	702
7020264	
Poll Place	1
Vote by Mail	1
Mail Ballot	1
Total	1
7020281	
Poll Place	22
Vote by Mail	22
Mail Ballot	22
Total	22
7022007	
Poll Place	121
Vote by Mail	121
Mail Ballot	121
Total	121
7022025	
Poll Place	0
Vote by Mail	0
Mail Ballot	0
Total	0

Precinct	GREGORY TATUM		PATTY GRAY	
0040428				
Poll Place	18	24.66%	40	54.79%
Vote by Mail	94	19.67%	192	40.17%
Mail Ballot	0		0	
Total	112	20.33%	232	42.11%
0040444				
Poll Place	16	34.04%	23	48.94%
Vote by Mail	81	20.30%	186	46.62%
Mail Ballot	0		0	
Total	97	21.75%	209	46.86%
7020264				
Poll Place	0		0	
Vote by Mail	0		0	
Mail Ballot	0	0.00%	1	100.00%
Total	0	0.00%	1	100.00%
7020281				
Poll Place	0		0	
Vote by Mail	0		0	
Mail Ballot	0	0.00%	4	28.57%
Total	0	0.00%	4	28.57%
7022007				
Poll Place	0		0	
Vote by Mail	0		0	
Mail Ballot	25	34.25%	18	24.66%
Total	25	34.25%	18	24.66%
7022025				
Poll Place	0		0	
Vote by Mail	0		0	
Mail Ballot	0		0	
Total	0		0	

Precinct	TITUS STEVENS		JESSE QUIJADA		Total Votes
0040428					
Poll Place	3	4.11%	12	16.44%	73
Vote by Mail	23	4.81%	169	35.36%	478
Mail Ballot	0		0		0
Total	26	4.72%	181	32.85%	551
0040444					
Poll Place	1	2.13%	7	14.89%	47
Vote by Mail	31	7.77%	101	25.31%	399
Mail Ballot	0		0		0
Total	32	7.17%	108	24.22%	446
7020264					
Poll Place	0		0		0
Vote by Mail	0		0		0
Mail Ballot	0	0.00%	0	0.00%	1
Total	0	0.00%	0	0.00%	1
7020281					
Poll Place	0		0		0
Vote by Mail	0		0		0
Mail Ballot	1	7.14%	9	64.29%	14
Total	1	7.14%	9	64.29%	14
7022007					
Poll Place	0		0		0
Vote by Mail	0		0		0
Mail Ballot	3	4.11%	27	36.99%	73
Total	3	4.11%	27	36.99%	73
7022025					
Poll Place	0		0		0
Vote by Mail	0		0		0
Mail Ballot	0		0		0
Total	0		0		0

Precinct	Registered Voters
7025280	
Poll Place	174
Vote by Mail	174
Mail Ballot	174
Total	174
7040437	
Poll Place	2
Vote by Mail	2
Mail Ballot	2
Total	2
Kern County - Total	29,386
Cumulative	
Cumulative	
Poll Place	0
Vote by Mail	0
Mail Ballot	0
Total	0
Cumulative - Total	0
County - Total	29,386

Precinct	GREGORY TATUM		PATTY GRAY	
7025280				
Poll Place	0		0	
Vote by Mail	0		0	
Mail Ballot	27	21.95%	44	35.77%
Total	27	21.95%	44	35.77%
7040437				
Poll Place	0		0	
Vote by Mail	0		0	
Mail Ballot	0	0.00%	2	100.00%
Total	0	0.00%	2	100.00%
Kern County - Total	3,744	19.79%	8,700	45.98%
Cumulative				
Cumulative				
Poll Place	0		0	
Vote by Mail	0		0	
Mail Ballot	0		0	
Total	0		0	
Cumulative - Total	0		0	
County - Total	3,744	19.79%	8,700	45.98%

Precinct	TITUS STEVENS		JESSE QUIJADA		Total Votes
7025280					
Poll Place	0		0		0
Vote by Mail	0		0		0
Mail Ballot	6	4.88%	46	37.40%	123
Total	6	4.88%	46	37.40%	123
7040437					
Poll Place	0		0		0
Vote by Mail	0		0		0
Mail Ballot	0	0.00%	0	0.00%	2
Total	0	0.00%	0	0.00%	2
Kern County - Total	782	4.13%	5,695	30.10%	18,921
Cumulative					
Cumulative					
Poll Place	0		0		0
Vote by Mail	0		0		0
Mail Ballot	0		0		0
Total	0		0		0
Cumulative - Total	0		0		0
County - Total	782	4.13%	5,695	30.10%	18,921

City of California City Mayor-2 Year Term (Vote for 1)

Precinct	Registered Voters
County	
Kern County	
0021275	
Poll Place	1,627
Vote by Mail	1,627
Mail Ballot	1,627
Total	1,627
0021280	
Poll Place	920
Vote by Mail	920
Mail Ballot	920
Total	920
0021281	
Poll Place	1,139
Vote by Mail	1,139
Mail Ballot	1,139
Total	1,139
0021282	
Poll Place	1,118
Vote by Mail	1,118
Mail Ballot	1,118
Total	1,118
0021283	
Poll Place	1,561
Vote by Mail	1,561
Mail Ballot	1,561
Total	1,561

Precinct	NICHOLAS LESSENEVITCH		DONALD L. PARRIS	
County				
Kern County				
0021275				
Poll Place	31	20.13%	27	17.53%
Vote by Mail	251	28.39%	108	12.22%
Mail Ballot	0		0	
Total	282	27.17%	135	13.01%
0021280				
Poll Place	29	25.66%	20	17.70%
Vote by Mail	120	25.00%	69	14.38%
Mail Ballot	0		0	
Total	149	25.13%	89	15.01%
0021281				
Poll Place	32	21.77%	28	19.05%
Vote by Mail	209	30.65%	82	12.02%
Mail Ballot	0		0	
Total	241	29.07%	110	13.27%
0021282				
Poll Place	47	29.56%	30	18.87%
Vote by Mail	185	30.13%	66	10.75%
Mail Ballot	0		0	
Total	232	30.01%	96	12.42%
0021283				
Poll Place	48	23.41%	31	15.12%
Vote by Mail	185	21.24%	131	15.04%
Mail Ballot	0		0	
Total	233	21.65%	162	15.06%

Precinct	SAMUEL A. L. POPE, SR.		JEANIE O'LAUGHLIN		CHUCK MCGUIRE		Total Votes
County							
Kern County							
0021275							
Poll Place	21	13.64%	58	37.66%	17	11.04%	154
Vote by Mail	81	9.16%	329	37.22%	115	13.01%	884
Mail Ballot	0		0		0		0
Total	102	9.83%	387	37.28%	132	12.72%	1,038
0021280							
Poll Place	8	7.08%	41	36.28%	15	13.27%	113
Vote by Mail	55	11.46%	179	37.29%	57	11.88%	480
Mail Ballot	0		0		0		0
Total	63	10.62%	220	37.10%	72	12.14%	593
0021281							
Poll Place	19	12.93%	52	35.37%	16	10.88%	147
Vote by Mail	66	9.68%	220	32.26%	105	15.40%	682
Mail Ballot	0		0		0		0
Total	85	10.25%	272	32.81%	121	14.60%	829
0021282							
Poll Place	14	8.81%	56	35.22%	12	7.55%	159
Vote by Mail	48	7.82%	242	39.41%	73	11.89%	614
Mail Ballot	0		0		0		0
Total	62	8.02%	298	38.55%	85	11.00%	773
0021283							
Poll Place	35	17.07%	78	38.05%	13	6.34%	205
Vote by Mail	103	11.83%	360	41.33%	92	10.56%	871
Mail Ballot	0		0		0		0
Total	138	12.83%	438	40.71%	105	9.76%	1,076

Precinct	Registered Voters
7021276	
Poll Place	0
Vote by Mail	0
Mail Ballot	0
Total	0
7021279	
Poll Place	50
Vote by Mail	50
Mail Ballot	50
Total	50
Kern County - Total	6,415
Cumulative	
Cumulative	
Poll Place	0
Vote by Mail	0
Mail Ballot	0
Total	0
Cumulative - Total	0
County - Total	6,415

Precinct	NICHOLAS LESSENEVITCH		DONALD L. PARRIS	
7021276				
Poll Place	0		0	
Vote by Mail	0		0	
Mail Ballot	0		0	
Total	0		0	
7021279				
Poll Place	0		0	
Vote by Mail	0		0	
Mail Ballot	11	33.33%	2	6.06%
Total	11	33.33%	2	6.06%
Kern County - Total	1,148	26.44%	594	13.68%
Cumulative				
Cumulative				
Poll Place	0		0	
Vote by Mail	0		0	
Mail Ballot	0		0	
Total	0		0	
Cumulative - Total	0		0	
County - Total	1,148	26.44%	594	13.68%

Precinct	SAMUEL A. L. POPE, SR.		JEANIE O'LAUGHLIN		CHUCK MCGUIRE		Total Votes
7021276							
Poll Place	0		0		0		0
Vote by Mail	0		0		0		0
Mail Ballot	0		0		0		0
Total	0		0		0		0
7021279							
Poll Place	0		0		0		0
Vote by Mail	0		0		0		0
Mail Ballot	6	18.18%	6	18.18%	8	24.24%	33
Total	6	18.18%	6	18.18%	8	24.24%	33
Kern County - Total	456	10.50%	1,621	37.33%	523	12.05%	4,342
Cumulative							
Cumulative							
Poll Place	0		0		0		0
Vote by Mail	0		0		0		0
Mail Ballot	0		0		0		0
Total	0		0		0		0
Cumulative - Total	0		0		0		0
County - Total	456	10.50%	1,621	37.33%	523	12.05%	4,342

City of California City Councilmember - Full Term (Vote for 2)

Precinct	Registered Voters
County	
Kern County	
0021275	
Poll Place	1,627
Vote by Mail	1,627
Mail Ballot	1,627
Total	1,627
0021280	
Poll Place	920
Vote by Mail	920
Mail Ballot	920
Total	920
0021281	
Poll Place	1,139
Vote by Mail	1,139
Mail Ballot	1,139
Total	1,139
0021282	
Poll Place	1,118
Vote by Mail	1,118
Mail Ballot	1,118
Total	1,118
0021283	
Poll Place	1,561
Vote by Mail	1,561
Mail Ballot	1,561
Total	1,561

Precinct	RONALD V. SMITH, JR.		KAREN MACEDONIO	
County				
Kern County				
0021275				
Poll Place	52	25.87%	81	40.30%
Vote by Mail	349	27.55%	523	41.28%
Mail Ballot	0		0	
Total	401	27.32%	604	41.14%
0021280				
Poll Place	37	25.34%	56	38.36%
Vote by Mail	172	25.56%	295	43.83%
Mail Ballot	0		0	
Total	209	25.52%	351	42.86%
0021281				
Poll Place	54	28.13%	76	39.58%
Vote by Mail	295	30.51%	372	38.47%
Mail Ballot	0		0	
Total	349	30.11%	448	38.65%
0021282				
Poll Place	62	28.31%	83	37.90%
Vote by Mail	226	25.92%	378	43.35%
Mail Ballot	0		0	
Total	288	26.40%	461	42.25%
0021283				
Poll Place	66	23.57%	130	46.43%
Vote by Mail	302	24.08%	516	41.15%
Mail Ballot	0		0	
Total	368	23.99%	646	42.11%

Precinct	JAMES "JIM" CREIGHTON		Total Votes
County			
Kern County			
0021275			
Poll Place	68	33.83%	201
Vote by Mail	395	31.18%	1,267
Mail Ballot	0		0
Total	463	31.54%	1,468
0021280			
Poll Place	53	36.30%	146
Vote by Mail	206	30.61%	673
Mail Ballot	0		0
Total	259	31.62%	819
0021281			
Poll Place	62	32.29%	192
Vote by Mail	300	31.02%	967
Mail Ballot	0		0
Total	362	31.23%	1,159
0021282			
Poll Place	74	33.79%	219
Vote by Mail	268	30.73%	872
Mail Ballot	0		0
Total	342	31.35%	1,091
0021283			
Poll Place	84	30.00%	280
Vote by Mail	436	34.77%	1,254
Mail Ballot	0		0
Total	520	33.90%	1,534

Precinct	Registered Voters
7021276	
Poll Place	0
Vote by Mail	0
Mail Ballot	0
Total	0
7021279	
Poll Place	50
Vote by Mail	50
Mail Ballot	50
Total	50
Kern County - Total	6,415
Cumulative	
Cumulative	
Poll Place	0
Vote by Mail	0
Mail Ballot	0
Total	0
Cumulative - Total	0
County - Total	6,415

Precinct	RONALD V. SMITH, JR.		KAREN MACEDONIO	
7021276				
Poll Place	0		0	
Vote by Mail	0		0	
Mail Ballot	0		0	
Total	0		0	
7021279				
Poll Place	0		0	
Vote by Mail	0		0	
Mail Ballot	15	34.09%	17	38.64%
Total	15	34.09%	17	38.64%
Kern County - Total	1,630	26.66%	2,527	41.32%
Cumulative				
Cumulative				
Poll Place	0		0	
Vote by Mail	0		0	
Mail Ballot	0		0	
Total	0		0	
Cumulative - Total	0		0	
County - Total	1,630	26.66%	2,527	41.32%

Precinct	JAMES "JIM" CREIGHTON		Total Votes
7021276			
Poll Place	0		0
Vote by Mail	0		0
Mail Ballot	0		0
Total	0		0
7021279			
Poll Place	0		0
Vote by Mail	0		0
Mail Ballot	12	27.27%	44
Total	12	27.27%	44
Kern County - Total	1,958	32.02%	6,115
Cumulative			
Cumulative			
Poll Place	0		0
Vote by Mail	0		0
Mail Ballot	0		0
Total	0		0
Cumulative - Total	0		0
County - Total	1,958	32.02%	6,115

City of California City Councilmember - Short Term (Vote for 1)

Precinct	Registered Voters
County	
Kern County	
0021275	
Poll Place	1,627
Vote by Mail	1,627
Mail Ballot	1,627
Total	1,627
0021280	
Poll Place	920
Vote by Mail	920
Mail Ballot	920
Total	920
0021281	
Poll Place	1,139
Vote by Mail	1,139
Mail Ballot	1,139
Total	1,139
0021282	
Poll Place	1,118
Vote by Mail	1,118
Mail Ballot	1,118
Total	1,118
0021283	
Poll Place	1,561
Vote by Mail	1,561
Mail Ballot	1,561
Total	1,561

Precinct	LAMIYA PATRICK		MARCUS FAIR	
County				
Kern County				
0021275				
Poll Place	25	17.01%	17	11.56%
Vote by Mail	177	20.63%	129	15.03%
Mail Ballot	0		0	
Total	202	20.10%	146	14.53%
0021280				
Poll Place	19	17.27%	11	10.00%
Vote by Mail	96	20.96%	48	10.48%
Mail Ballot	0		0	
Total	115	20.25%	59	10.39%
0021281				
Poll Place	30	21.74%	16	11.59%
Vote by Mail	120	18.18%	93	14.09%
Mail Ballot	0		0	
Total	150	18.80%	109	13.66%
0021282				
Poll Place	26	16.56%	16	10.19%
Vote by Mail	121	20.27%	79	13.23%
Mail Ballot	0		0	
Total	147	19.50%	95	12.60%
0021283				
Poll Place	39	20.00%	23	11.79%
Vote by Mail	154	18.67%	92	11.15%
Mail Ballot	0		0	
Total	193	18.92%	115	11.27%

Precinct	KELLY KULIKOFF		KIM D. WELLING		Total Votes
County					
Kern County					
0021275					
Poll Place	59	40.14%	46	31.29%	147
Vote by Mail	285	33.22%	267	31.12%	858
Mail Ballot	0		0		0
Total	344	34.23%	313	31.14%	1,005
0021280					
Poll Place	51	46.36%	29	26.36%	110
Vote by Mail	144	31.44%	170	37.12%	458
Mail Ballot	0		0		0
Total	195	34.33%	199	35.04%	568
0021281					
Poll Place	54	39.13%	38	27.54%	138
Vote by Mail	232	35.15%	215	32.58%	660
Mail Ballot	0		0		0
Total	286	35.84%	253	31.70%	798
0021282					
Poll Place	70	44.59%	45	28.66%	157
Vote by Mail	222	37.19%	175	29.31%	597
Mail Ballot	0		0		0
Total	292	38.73%	220	29.18%	754
0021283					
Poll Place	83	42.56%	50	25.64%	195
Vote by Mail	261	31.64%	318	38.55%	825
Mail Ballot	0		0		0
Total	344	33.73%	368	36.08%	1,020

Precinct	Registered Voters
7021276	
Poll Place	0
Vote by Mail	0
Mail Ballot	0
Total	0
7021279	
Poll Place	50
Vote by Mail	50
Mail Ballot	50
Total	50
Kern County - Total	6,415
Cumulative	
Cumulative	
Poll Place	0
Vote by Mail	0
Mail Ballot	0
Total	0
Cumulative - Total	0
County - Total	6,415

Precinct	LAMIYA PATRICK		MARCUS FAIR	
7021276				
Poll Place	0		0	
Vote by Mail	0		0	
Mail Ballot	0		0	
Total	0		0	
7021279				
Poll Place	0		0	
Vote by Mail	0		0	
Mail Ballot	3	12.00%	1	4.00%
Total	3	12.00%	1	4.00%
Kern County - Total	810	19.42%	525	12.59%
Cumulative				
Cumulative				
Poll Place	0		0	
Vote by Mail	0		0	
Mail Ballot	0		0	
Total	0		0	
Cumulative - Total	0		0	
County - Total	810	19.42%	525	12.59%

Precinct	KELLY KULIKOFF		KIM D. WELLING		Total Votes
7021276					
Poll Place	0		0		0
Vote by Mail	0		0		0
Mail Ballot	0		0		0
Total	0		0		0
7021279					
Poll Place	0		0		0
Vote by Mail	0		0		0
Mail Ballot	10	40.00%	11	44.00%	25
Total	10	40.00%	11	44.00%	25
Kern County - Total	1,471	35.28%	1,364	32.71%	4,170
Cumulative					
Cumulative					
Poll Place	0		0		0
Vote by Mail	0		0		0
Mail Ballot	0		0		0
Total	0		0		0
Cumulative - Total	0		0		0
County - Total	1,471	35.28%	1,364	32.71%	4,170

City of Delano Councilmember (Vote for 3)

Precinct	Registered Voters
County	
Kern County	
0011530	
Poll Place	929
Vote by Mail	929
Mail Ballot	929
Total	929
0011540	
Poll Place	1,054
Vote by Mail	1,054
Mail Ballot	1,054
Total	1,054
0011546	
Poll Place	1,123
Vote by Mail	1,123
Mail Ballot	1,123
Total	1,123
0011548	
Poll Place	1,615
Vote by Mail	1,615
Mail Ballot	1,615
Total	1,615
0011550	
Poll Place	1,408
Vote by Mail	1,408
Mail Ballot	1,408
Total	1,408

Precinct	JOE L. ALINDAJAO		JOE AGUIRRE	
County				
Kern County				
0011530				
Poll Place	18	14.29%	15	11.90%
Vote by Mail	155	15.72%	103	10.45%
Mail Ballot	0		0	
Total	173	15.56%	118	10.61%
0011540				
Poll Place	21	15.67%	18	13.43%
Vote by Mail	206	17.62%	189	16.17%
Mail Ballot	0		0	
Total	227	17.42%	207	15.89%
0011546				
Poll Place	23	14.47%	24	15.09%
Vote by Mail	253	19.40%	168	12.88%
Mail Ballot	0		0	
Total	276	18.87%	192	13.12%
0011548				
Poll Place	52	22.81%	40	17.54%
Vote by Mail	527	20.93%	332	13.19%
Mail Ballot	0		0	
Total	579	21.09%	372	13.55%
0011550				
Poll Place	45	25.42%	23	12.99%
Vote by Mail	371	18.86%	268	13.62%
Mail Ballot	0		0	
Total	416	19.40%	291	13.57%

Precinct	CARLTON M. LENNON		SALVADOR SOLORIO-RUIZ		JAIME MENDOZA		GRACE VALLEJO		VERONICA VASQUEZ		Total Votes
County											
Kern County											
0011530											
Poll Place	9	7.14%	28	22.22%	11	8.73%	16	12.70%	29	23.02%	126
Vote by Mail	63	6.39%	156	15.82%	118	11.97%	156	15.82%	235	23.83%	986
Mail Ballot	0		0		0		0		0		0
Total	72	6.47%	184	16.55%	129	11.60%	172	15.47%	264	23.74%	1,112
0011540											
Poll Place	5	3.73%	22	16.42%	18	13.43%	21	15.67%	29	21.64%	134
Vote by Mail	83	7.10%	164	14.03%	110	9.41%	188	16.08%	229	19.59%	1,169
Mail Ballot	0		0		0		0		0		0
Total	88	6.75%	186	14.27%	128	9.82%	209	16.04%	258	19.80%	1,303
0011546											
Poll Place	17	10.69%	22	13.84%	21	13.21%	15	9.43%	37	23.27%	159
Vote by Mail	96	7.36%	165	12.65%	156	11.96%	186	14.26%	280	21.47%	1,304
Mail Ballot	0		0		0		0		0		0
Total	113	7.72%	187	12.78%	177	12.10%	201	13.74%	317	21.67%	1,463
0011548											
Poll Place	13	5.70%	18	7.89%	37	16.23%	31	13.60%	37	16.23%	228
Vote by Mail	180	7.15%	327	12.99%	434	17.24%	290	11.52%	428	17.00%	2,518
Mail Ballot	0		0		0		0		0		0
Total	193	7.03%	345	12.56%	471	17.15%	321	11.69%	465	16.93%	2,746
0011550											
Poll Place	15	8.47%	20	11.30%	25	14.12%	23	12.99%	26	14.69%	177
Vote by Mail	129	6.56%	293	14.90%	215	10.93%	318	16.17%	373	18.96%	1,967
Mail Ballot	0		0		0		0		0		0
Total	144	6.72%	313	14.60%	240	11.19%	341	15.90%	399	18.61%	2,144

Precinct	Registered Voters
0011552	
Poll Place	1,346
Vote by Mail	1,346
Mail Ballot	1,346
Total	1,346
0011554	
Poll Place	1,660
Vote by Mail	1,660
Mail Ballot	1,660
Total	1,660
0011557	
Poll Place	1,632
Vote by Mail	1,632
Mail Ballot	1,632
Total	1,632
0011570	
Poll Place	1,087
Vote by Mail	1,087
Mail Ballot	1,087
Total	1,087
0011580	
Poll Place	1,070
Vote by Mail	1,070
Mail Ballot	1,070
Total	1,070
0011610	
Poll Place	882
Vote by Mail	882
Mail Ballot	882
Total	882

Precinct	JOEL L. ALINDAJAO		JOE AGUIRRE	
0011552				
Poll Place	39	17.81%	34	15.53%
Vote by Mail	319	20.19%	238	15.06%
Mail Ballot	0		0	
Total	358	19.90%	272	15.12%
0011554				
Poll Place	39	15.98%	27	11.07%
Vote by Mail	269	15.24%	208	11.78%
Mail Ballot	0		0	
Total	308	15.33%	235	11.70%
0011557				
Poll Place	43	18.14%	37	15.61%
Vote by Mail	301	16.16%	231	12.40%
Mail Ballot	0		0	
Total	344	16.38%	268	12.76%
0011570				
Poll Place	34	18.09%	25	13.30%
Vote by Mail	235	18.80%	147	11.76%
Mail Ballot	0		0	
Total	269	18.71%	172	11.96%
0011580				
Poll Place	28	15.22%	29	15.76%
Vote by Mail	246	18.15%	179	13.21%
Mail Ballot	0		0	
Total	274	17.80%	208	13.52%
0011610				
Poll Place	34	17.62%	29	15.03%
Vote by Mail	194	18.00%	138	12.80%
Mail Ballot	0		0	
Total	228	17.94%	167	13.14%

Precinct	CARLTON M. LENNON		SALVADOR SOLORIO-RUIZ		JAME MENDOZA		GRACE VALLEJO		VERONICA VASQUEZ		Total Votes
0011552											
Poll Place	11	5.02%	32	14.61%	23	10.50%	37	16.89%	43	19.63%	219
Vote by Mail	86	5.44%	223	14.11%	193	12.22%	220	13.92%	301	19.05%	1,580
Mail Ballot	0		0		0		0		0		0
Total	97	5.39%	255	14.17%	216	12.01%	257	14.29%	344	19.12%	1,799
0011554											
Poll Place	24	9.84%	39	15.98%	28	11.48%	26	10.66%	61	25.00%	244
Vote by Mail	164	9.29%	294	16.66%	175	9.92%	246	13.94%	409	23.17%	1,765
Mail Ballot	0		0		0		0		0		0
Total	188	9.36%	333	16.58%	203	10.10%	272	13.54%	470	23.39%	2,009
0011557											
Poll Place	25	10.55%	28	11.81%	26	10.97%	26	10.97%	52	21.94%	237
Vote by Mail	134	7.19%	274	14.71%	245	13.15%	224	12.02%	454	24.37%	1,863
Mail Ballot	0		0		0		0		0		0
Total	159	7.57%	302	14.38%	271	12.90%	250	11.90%	506	24.10%	2,100
0011570											
Poll Place	14	7.45%	34	18.09%	21	11.17%	17	9.04%	43	22.87%	188
Vote by Mail	96	7.68%	173	13.84%	160	12.80%	174	13.92%	265	21.20%	1,250
Mail Ballot	0		0		0		0		0		0
Total	110	7.65%	207	14.39%	181	12.59%	191	13.28%	308	21.42%	1,438
0011580											
Poll Place	12	6.52%	38	20.65%	18	9.78%	22	11.96%	37	20.11%	184
Vote by Mail	97	7.16%	191	14.10%	190	14.02%	172	12.69%	280	20.66%	1,355
Mail Ballot	0		0		0		0		0		0
Total	109	7.08%	229	14.88%	208	13.52%	194	12.61%	317	20.60%	1,539
0011610											
Poll Place	11	5.70%	34	17.62%	24	12.44%	28	14.51%	33	17.10%	193
Vote by Mail	79	7.33%	167	15.49%	176	16.33%	126	11.69%	198	18.37%	1,078
Mail Ballot	0		0		0		0		0		0
Total	90	7.08%	201	15.81%	200	15.74%	154	12.12%	231	18.17%	1,271

Precinct	Registered Voters
0011626	
Poll Place	1,859
Vote by Mail	1,859
Mail Ballot	1,859
Total	1,859
7011541	
Poll Place	1
Vote by Mail	1
Mail Ballot	1
Total	1
7011542	
Poll Place	5
Vote by Mail	5
Mail Ballot	5
Total	5
7011627	
Poll Place	0
Vote by Mail	0
Mail Ballot	0
Total	0
Kern County - Total	15,671
Cumulative	
Cumulative	
Poll Place	0
Vote by Mail	0
Mail Ballot	0
Total	0
Cumulative - Total	0
County - Total	15,671

Precinct	JOE L. ALINDAJAO		JOE AGUIRRE	
0011626				
Poll Place	26	13.54%	24	12.50%
Vote by Mail	588	21.75%	370	13.69%
Mail Ballot	0		0	
Total	614	21.21%	394	13.61%
7011541				
Poll Place	0		0	
Vote by Mail	0		0	
Mail Ballot	1	100.00%	0	0.00%
Total	1	100.00%	0	0.00%
7011542				
Poll Place	0		0	
Vote by Mail	0		0	
Mail Ballot	0	0.00%	1	33.33%
Total	0	0.00%	1	33.33%
7011627				
Poll Place	0		0	
Vote by Mail	0		0	
Mail Ballot	0		0	
Total	0		0	
Kern County - Total	4,067	18.64%	2,897	13.27%
Cumulative				
Cumulative				
Poll Place	0		0	
Vote by Mail	0		0	
Mail Ballot	0		0	
Total	0		0	
Cumulative - Total	0		0	
County - Total	4,067	18.64%	2,897	13.27%

Precinct	CARLTON M. LENNON		SALVADOR SOLORIO-RUIZ		JAME MENDOZA		GRACE VALLEJO		VERONICA VASQUEZ		Total Votes
0011626											
Poll Place	11	5.73%	37	19.27%	28	14.58%	20	10.42%	46	23.96%	192
Vote by Mail	143	5.29%	428	15.83%	309	11.43%	359	13.28%	506	18.72%	2,703
Mail Ballot	0		0		0		0		0		0
Total	154	5.32%	465	16.06%	337	11.64%	379	13.09%	552	19.07%	2,895
7011541											
Poll Place	0		0		0		0		0		0
Vote by Mail	0		0		0		0		0		0
Mail Ballot	0	0.00%	0	0.00%	0	0.00%	0	0.00%	0	0.00%	1
Total	0	0.00%	0	0.00%	0	0.00%	0	0.00%	0	0.00%	1
7011542											
Poll Place	0		0		0		0		0		0
Vote by Mail	0		0		0		0		0		0
Mail Ballot	0	0.00%	0	0.00%	0	0.00%	1	33.33%	1	33.33%	3
Total	0	0.00%	0	0.00%	0	0.00%	1	33.33%	1	33.33%	3
7011627											
Poll Place	0		0		0		0		0		0
Vote by Mail	0		0		0		0		0		0
Mail Ballot	0		0		0		0		0		0
Total	0		0		0		0		0		0
Kern County - Total	1,517	6.95%	3,207	14.70%	2,761	12.65%	2,942	13.48%	4,432	20.31%	21,823
Cumulative											
Cumulative											
Poll Place	0		0		0		0		0		0
Vote by Mail	0		0		0		0		0		0
Mail Ballot	0		0		0		0		0		0
Total	0		0		0		0		0		0
Cumulative - Total	0		0		0		0		0		0
County - Total	1,517	6.95%	3,207	14.70%	2,761	12.65%	2,942	13.48%	4,432	20.31%	21,823

City of Maricopa Councilmember (Vote for 3)

Precinct	Registered Voters
County	
Kern County	
0042390	
Poll Place	485
Vote by Mail	485
Mail Ballot	485
Total	485
Kern County - Total	485
Cumulative	
Cumulative	
Poll Place	0
Vote by Mail	0
Mail Ballot	0
Total	0
Cumulative - Total	0
County - Total	485

Precinct	RICHARD W. ALBRIGHT		CRYSTAL T. HARRIS	
County				
Kern County				
0042390				
Poll Place	26	17.93%	25	17.24%
Vote by Mail	100	16.00%	87	13.92%
Mail Ballot	0		0	
Total	126	16.36%	112	14.55%
Kern County - Total	126	16.36%	112	14.55%
Cumulative				
Cumulative				
Poll Place	0		0	
Vote by Mail	0		0	
Mail Ballot	0		0	
Total	0		0	
Cumulative - Total	0		0	
County - Total	126	16.36%	112	14.55%

Precinct	JOHNNY LEE HORN JR.		GARY MOCK		CORY MORSE		JOHN N. CRUMP JR.		Total Votes
County									
Kern County									
0042390									
Poll Place	18	12.41%	30	20.69%	21	14.48%	25	17.24%	145
Vote by Mail	108	17.28%	127	20.32%	94	15.04%	109	17.44%	625
Mail Ballot	0		0		0		0		0
Total	126	16.36%	157	20.39%	115	14.94%	134	17.40%	770
Kern County - Total	126	16.36%	157	20.39%	115	14.94%	134	17.40%	770
Cumulative									
Cumulative									
Poll Place	0		0		0		0		0
Vote by Mail	0		0		0		0		0
Mail Ballot	0		0		0		0		0
Total	0		0		0		0		0
Cumulative - Total	0		0		0		0		0
County - Total	126	16.36%	157	20.39%	115	14.94%	134	17.40%	770

City of Maricopa City Clerk (Vote for 1)

Precinct	Registered Voters
County	
Kern County	
0042390	
Poll Place	485
Vote by Mail	485
Mail Ballot	485
Total	485
Kern County - Total	485
Cumulative	
Cumulative	
Poll Place	0
Vote by Mail	0
Mail Ballot	0
Total	0
Cumulative - Total	0
County - Total	485

Precinct	Total Votes	WENDY HARRISON Qualified Write In	MICHELLE SPARKS Qualified Write In
County			
Kern County			
0042390			
Poll Place	3	3 100.00%	0 0.00%
Vote by Mail	32	15 46.88%	17 53.13%
Mail Ballot	0	0	0
Total	35	18 51.43%	17 48.57%
Kern County - Total	35	18 51.43%	17 48.57%
Cumulative			
Cumulative			
Poll Place	0	0	0
Vote by Mail	0	0	0
Mail Ballot	0	0	0
Total	0	0	0
Cumulative - Total	0	0	0
County - Total	35	18 51.43%	17 48.57%

City of McFarland Councilmember - Full Term (Vote for 2)

Precinct	Registered Voters
County	
Kern County	
0012591	
Poll Place	1,253
Vote by Mail	1,253
Mail Ballot	1,253
Total	1,253
0012592	
Poll Place	1,136
Vote by Mail	1,136
Mail Ballot	1,136
Total	1,136
0012593	
Poll Place	1,820
Vote by Mail	1,820
Mail Ballot	1,820
Total	1,820
Kern County - Total	4,209
Cumulative	
Cumulative	
Poll Place	0
Vote by Mail	0
Mail Ballot	0
Total	0
Cumulative - Total	0
County - Total	4,209

Precinct	SAUL AYON		H. ROBERT GONZALEZ	
County				
Kern County				
0012591				
Poll Place	68	28.33%	14	5.83%
Vote by Mail	238	26.24%	63	6.95%
Mail Ballot	0		0	
Total	306	26.68%	77	6.71%
0012592				
Poll Place	49	34.03%	6	4.17%
Vote by Mail	262	28.20%	72	7.75%
Mail Ballot	0		0	
Total	311	28.98%	78	7.27%
0012593				
Poll Place	82	28.47%	18	6.25%
Vote by Mail	472	31.55%	91	6.08%
Mail Ballot	0		0	
Total	554	31.05%	109	6.11%
Kern County - Total	1,171	29.25%	264	6.59%
Cumulative				
Cumulative				
Poll Place	0		0	
Vote by Mail	0		0	
Mail Ballot	0		0	
Total	0		0	
Cumulative - Total	0		0	
County - Total	1,171	29.25%	264	6.59%

Precinct	M. ANITA GONZALEZ		RAFAEL MELENDEZ		STEPHEN G. MCFARLAND		RICARDO CANO		Total Votes
County									
Kern County									
0012591									
Poll Place	46	19.17%	29	12.08%	32	13.33%	51	21.25%	240
Vote by Mail	170	18.74%	93	10.25%	131	14.44%	212	23.37%	907
Mail Ballot	0		0		0		0		0
Total	216	18.83%	122	10.64%	163	14.21%	263	22.93%	1,147
0012592									
Poll Place	14	9.72%	14	9.72%	34	23.61%	27	18.75%	144
Vote by Mail	122	13.13%	120	12.92%	175	18.84%	178	19.16%	929
Mail Ballot	0		0		0		0		0
Total	136	12.67%	134	12.49%	209	19.48%	205	19.11%	1,073
0012593									
Poll Place	51	17.71%	28	9.72%	41	14.24%	68	23.61%	288
Vote by Mail	227	15.17%	147	9.83%	251	16.78%	308	20.59%	1,496
Mail Ballot	0		0		0		0		0
Total	278	15.58%	175	9.81%	292	16.37%	376	21.08%	1,784
Kern County - Total	630	15.73%	431	10.76%	664	16.58%	844	21.08%	4,004
Cumulative									
Cumulative									
Poll Place	0		0		0		0		0
Vote by Mail	0		0		0		0		0
Mail Ballot	0		0		0		0		0
Total	0		0		0		0		0
Cumulative - Total	0		0		0		0		0
County - Total	630	15.73%	431	10.76%	664	16.58%	844	21.08%	4,004

City of McFarland Councilmember - Short Term (Vote for 1)

Precinct	Registered Voters
County	
Kern County	
0012591	
Poll Place	1,253
Vote by Mail	1,253
Mail Ballot	1,253
Total	1,253
0012592	
Poll Place	1,136
Vote by Mail	1,136
Mail Ballot	1,136
Total	1,136
0012593	
Poll Place	1,820
Vote by Mail	1,820
Mail Ballot	1,820
Total	1,820
Kern County - Total	4,209
Cumulative	
Cumulative	
Poll Place	0
Vote by Mail	0
Mail Ballot	0
Total	0
Cumulative - Total	0
County - Total	4,209

Precinct	J. RUSSELL COKER		ERIC RODRIGUEZ		Total Votes
County					
Kern County					
0012591					
Poll Place	63	39.13%	98	60.87%	161
Vote by Mail	232	41.73%	324	58.27%	556
Mail Ballot	0		0		0
Total	295	41.14%	422	58.86%	717
0012592					
Poll Place	47	51.65%	44	48.35%	91
Vote by Mail	221	41.86%	307	58.14%	528
Mail Ballot	0		0		0
Total	268	43.30%	351	56.70%	619
0012593					
Poll Place	77	41.40%	109	58.60%	186
Vote by Mail	374	42.02%	516	57.98%	890
Mail Ballot	0		0		0
Total	451	41.91%	625	58.09%	1,076
Kern County - Total	1,014	42.04%	1,398	57.96%	2,412
Cumulative					
Cumulative					
Poll Place	0		0		0
Vote by Mail	0		0		0
Mail Ballot	0		0		0
Total	0		0		0
Cumulative - Total	0		0		0
County - Total	1,014	42.04%	1,398	57.96%	2,412

City of Ridgecrest Mayor-2 Year Term (Vote for 1)

Precinct	Registered Voters
County	
Kern County	
0012921	
Poll Place	1,809
Vote by Mail	1,809
Mail Ballot	1,809
Total	1,809
0012922	
Poll Place	863
Vote by Mail	863
Mail Ballot	863
Total	863
0012923	
Poll Place	933
Vote by Mail	933
Mail Ballot	933
Total	933
0012924	
Poll Place	1,620
Vote by Mail	1,620
Mail Ballot	1,620
Total	1,620
0012925	
Poll Place	1,566
Vote by Mail	1,566
Mail Ballot	1,566
Total	1,566

Precinct	ERIC A. BRUEN		LINDSEY STEPHENS	
County				
Kern County				
0012921				
Poll Place	60	35.50%	49	28.99%
Vote by Mail	446	39.68%	319	28.38%
Mail Ballot	0		0	
Total	506	39.13%	368	28.46%
0012922				
Poll Place	19	22.62%	28	33.33%
Vote by Mail	242	42.53%	193	33.92%
Mail Ballot	0		0	
Total	261	39.97%	221	33.84%
0012923				
Poll Place	29	31.87%	26	28.57%
Vote by Mail	199	35.92%	152	27.44%
Mail Ballot	0		0	
Total	228	35.35%	178	27.60%
0012924				
Poll Place	37	25.52%	56	38.62%
Vote by Mail	433	39.94%	297	27.40%
Mail Ballot	0		0	
Total	470	38.24%	353	28.72%
0012925				
Poll Place	68	40.00%	48	28.24%
Vote by Mail	342	38.08%	273	30.40%
Mail Ballot	0		0	
Total	410	38.39%	321	30.06%

Precinct	CHRISTIAN R. WEST		THOMAS R. WIKNICH		Total Votes
County					
Kern County					
0012921					
Poll Place	28	16.57%	32	18.93%	169
Vote by Mail	137	12.19%	222	19.75%	1,124
Mail Ballot	0		0		0
Total	165	12.76%	254	19.64%	1,293
0012922					
Poll Place	15	17.86%	22	26.19%	84
Vote by Mail	51	8.96%	83	14.59%	569
Mail Ballot	0		0		0
Total	66	10.11%	105	16.08%	653
0012923					
Poll Place	13	14.29%	23	25.27%	91
Vote by Mail	71	12.82%	132	23.83%	554
Mail Ballot	0		0		0
Total	84	13.02%	155	24.03%	645
0012924					
Poll Place	18	12.41%	34	23.45%	145
Vote by Mail	115	10.61%	239	22.05%	1,084
Mail Ballot	0		0		0
Total	133	10.82%	273	22.21%	1,229
0012925					
Poll Place	24	14.12%	30	17.65%	170
Vote by Mail	114	12.69%	169	18.82%	898
Mail Ballot	0		0		0
Total	138	12.92%	199	18.63%	1,068

Precinct	Registered Voters
0012927	
Poll Place	1,087
Vote by Mail	1,087
Mail Ballot	1,087
Total	1,087
0012928	
Poll Place	1,816
Vote by Mail	1,816
Mail Ballot	1,816
Total	1,816
0012929	
Poll Place	1,479
Vote by Mail	1,479
Mail Ballot	1,479
Total	1,479
0012933	
Poll Place	1,583
Vote by Mail	1,583
Mail Ballot	1,583
Total	1,583
0012934	
Poll Place	889
Vote by Mail	889
Mail Ballot	889
Total	889
0012935	
Poll Place	1,111
Vote by Mail	1,111
Mail Ballot	1,111
Total	1,111

Precinct	ERIC A. BRUEN		LINDSEY STEPHENS	
0012927				
Poll Place	49	33.33%	29	19.73%
Vote by Mail	238	35.84%	196	29.52%
Mail Ballot	0		0	
Total	287	35.39%	225	27.74%
0012928				
Poll Place	60	37.74%	45	28.30%
Vote by Mail	388	34.83%	362	32.50%
Mail Ballot	0		0	
Total	448	35.19%	407	31.97%
0012929				
Poll Place	65	41.67%	44	28.21%
Vote by Mail	379	40.49%	279	29.81%
Mail Ballot	0		0	
Total	444	40.66%	323	29.58%
0012933				
Poll Place	52	32.30%	50	31.06%
Vote by Mail	415	37.66%	320	29.04%
Mail Ballot	0		0	
Total	467	36.98%	370	29.30%
0012934				
Poll Place	42	35.29%	33	27.73%
Vote by Mail	187	36.59%	126	24.66%
Mail Ballot	0		0	
Total	229	36.35%	159	25.24%
0012935				
Poll Place	34	41.98%	26	32.10%
Vote by Mail	300	38.51%	235	30.17%
Mail Ballot	0		0	
Total	334	38.84%	261	30.35%

Precinct	CHRISTIAN R. WEST		THOMAS R. WIKNICH		Total Votes
0012927					
Poll Place	29	19.73%	40	27.21%	147
Vote by Mail	83	12.50%	147	22.14%	664
Mail Ballot	0		0		0
Total	112	13.81%	187	23.06%	811
0012928					
Poll Place	23	14.47%	31	19.50%	159
Vote by Mail	147	13.20%	217	19.48%	1,114
Mail Ballot	0		0		0
Total	170	13.35%	248	19.48%	1,273
0012929					
Poll Place	19	12.18%	28	17.95%	156
Vote by Mail	96	10.26%	182	19.44%	936
Mail Ballot	0		0		0
Total	115	10.53%	210	19.23%	1,092
0012933					
Poll Place	26	16.15%	33	20.50%	161
Vote by Mail	106	9.62%	261	23.68%	1,102
Mail Ballot	0		0		0
Total	132	10.45%	294	23.28%	1,263
0012934					
Poll Place	21	17.65%	23	19.33%	119
Vote by Mail	75	14.68%	123	24.07%	511
Mail Ballot	0		0		0
Total	96	15.24%	146	23.17%	630
0012935					
Poll Place	8	9.88%	13	16.05%	81
Vote by Mail	78	10.01%	166	21.31%	779
Mail Ballot	0		0		0
Total	86	10.00%	179	20.81%	860

Precinct	Registered Voters
0012941	
Poll Place	1,522
Vote by Mail	1,522
Mail Ballot	1,522
Total	1,522
7012937	
Poll Place	101
Vote by Mail	101
Mail Ballot	101
Total	101
Kern County - Total	16,379
Cumulative	
Cumulative	
Poll Place	0
Vote by Mail	0
Mail Ballot	0
Total	0
Cumulative - Total	0
County - Total	16,379

Precinct	ERIC A. BRUEN		LINDSEY STEPHENS	
0012941				
Poll Place	45	37.50%	33	27.50%
Vote by Mail	363	36.23%	316	31.54%
Mail Ballot	0		0	
Total	408	36.36%	349	31.11%
7012937				
Poll Place	0		0	
Vote by Mail	0		0	
Mail Ballot	20	40.82%	17	34.69%
Total	20	40.82%	17	34.69%
Kern County - Total	4,512	37.64%	3,552	29.63%
Cumulative				
Cumulative				
Poll Place	0		0	
Vote by Mail	0		0	
Mail Ballot	0		0	
Total	0		0	
Cumulative - Total	0		0	
County - Total	4,512	37.64%	3,552	29.63%

Precinct	CHRISTIAN R. WEST		THOMAS R. WIKNICH		Total Votes
0012941					
Poll Place	17	14.17%	25	20.83%	120
Vote by Mail	130	12.97%	193	19.26%	1,002
Mail Ballot	0		0		0
Total	147	13.10%	218	19.43%	1,122
7012937					
Poll Place	0		0		0
Vote by Mail	0		0		0
Mail Ballot	1	2.04%	11	22.45%	49
Total	1	2.04%	11	22.45%	49
Kern County - Total	1,445	12.05%	2,479	20.68%	11,988
Cumulative					
Cumulative					
Poll Place	0		0		0
Vote by Mail	0		0		0
Mail Ballot	0		0		0
Total	0		0		0
Cumulative - Total	0		0		0
County - Total	1,445	12.05%	2,479	20.68%	11,988

City of Ridgecrest Councilmember (Vote for 2)

Precinct	Registered Voters
County	
Kern County	
0012921	
Poll Place	1,809
Vote by Mail	1,809
Mail Ballot	1,809
Total	1,809
0012922	
Poll Place	863
Vote by Mail	863
Mail Ballot	863
Total	863
0012923	
Poll Place	933
Vote by Mail	933
Mail Ballot	933
Total	933
0012924	
Poll Place	1,620
Vote by Mail	1,620
Mail Ballot	1,620
Total	1,620
0012925	
Poll Place	1,566
Vote by Mail	1,566
Mail Ballot	1,566
Total	1,566

Precinct	KYLE BLADES		CHRISTIAN B. AGUIRRE	
County				
Kern County				
0012921				
Poll Place	76	28.90%	34	12.93%
Vote by Mail	509	26.93%	252	13.33%
Mail Ballot	0		0	
Total	585	27.17%	286	13.28%
0012922				
Poll Place	32	22.54%	27	19.01%
Vote by Mail	272	28.57%	89	9.35%
Mail Ballot	0		0	
Total	304	27.79%	116	10.60%
0012923				
Poll Place	41	29.93%	14	10.22%
Vote by Mail	216	24.83%	126	14.48%
Mail Ballot	0		0	
Total	257	25.52%	140	13.90%
0012924				
Poll Place	55	23.61%	32	13.73%
Vote by Mail	468	26.12%	216	12.05%
Mail Ballot	0		0	
Total	523	25.83%	248	12.25%
0012925				
Poll Place	67	26.48%	45	17.79%
Vote by Mail	387	26.93%	190	13.22%
Mail Ballot	0		0	
Total	454	26.86%	235	13.91%

Precinct	LORI R. ACTON		STEVEN P. MORGAN		SOLOMON P. RAJARATNAM		Total Votes
County							
Kern County							
0012921							
Poll Place	29	11.03%	47	17.87%	77	29.28%	263
Vote by Mail	244	12.91%	341	18.04%	544	28.78%	1,890
Mail Ballot	0		0		0		0
Total	273	12.68%	388	18.02%	621	28.84%	2,153
0012922							
Poll Place	18	12.68%	26	18.31%	39	27.46%	142
Vote by Mail	107	11.24%	191	20.06%	293	30.78%	952
Mail Ballot	0		0		0		0
Total	125	11.43%	217	19.84%	332	30.35%	1,094
0012923							
Poll Place	21	15.33%	28	20.44%	33	24.09%	137
Vote by Mail	122	14.02%	161	18.51%	245	28.16%	870
Mail Ballot	0		0		0		0
Total	143	14.20%	189	18.77%	278	27.61%	1,007
0012924							
Poll Place	32	13.73%	44	18.88%	70	30.04%	233
Vote by Mail	190	10.60%	353	19.70%	565	31.53%	1,792
Mail Ballot	0		0		0		0
Total	222	10.96%	397	19.60%	635	31.36%	2,025
0012925							
Poll Place	33	13.04%	46	18.18%	62	24.51%	253
Vote by Mail	195	13.57%	282	19.62%	383	26.65%	1,437
Mail Ballot	0		0		0		0
Total	228	13.49%	328	19.41%	445	26.33%	1,690

Precinct	Registered Voters
0012927	
Poll Place	1,087
Vote by Mail	1,087
Mail Ballot	1,087
Total	1,087
0012928	
Poll Place	1,816
Vote by Mail	1,816
Mail Ballot	1,816
Total	1,816
0012929	
Poll Place	1,479
Vote by Mail	1,479
Mail Ballot	1,479
Total	1,479
0012933	
Poll Place	1,583
Vote by Mail	1,583
Mail Ballot	1,583
Total	1,583
0012934	
Poll Place	889
Vote by Mail	889
Mail Ballot	889
Total	889
0012935	
Poll Place	1,111
Vote by Mail	1,111
Mail Ballot	1,111
Total	1,111

Precinct	KYLE BLADES		CHRISTIAN B. AGUIRRE	
0012927				
Poll Place	73	32.30%	39	17.26%
Vote by Mail	294	27.05%	139	12.79%
Mail Ballot	0		0	
Total	367	27.95%	178	13.56%
0012928				
Poll Place	72	29.15%	44	17.81%
Vote by Mail	515	28.45%	232	12.82%
Mail Ballot	0		0	
Total	587	28.54%	276	13.42%
0012929				
Poll Place	65	26.00%	40	16.00%
Vote by Mail	456	28.75%	164	10.34%
Mail Ballot	0		0	
Total	521	28.38%	204	11.11%
0012933				
Poll Place	74	28.35%	36	13.79%
Vote by Mail	547	29.57%	217	11.73%
Mail Ballot	0		0	
Total	621	29.42%	253	11.98%
0012934				
Poll Place	55	29.41%	29	15.51%
Vote by Mail	240	29.23%	99	12.06%
Mail Ballot	0		0	
Total	295	29.27%	128	12.70%
0012935				
Poll Place	47	35.07%	17	12.69%
Vote by Mail	378	28.49%	163	12.28%
Mail Ballot	0		0	
Total	425	29.09%	180	12.32%

Precinct	LORI R. ACTON		STEVEN P. MORGAN		SOLOMON P. RAJARATNAM		Total Votes
0012927							
Poll Place	27	11.95%	37	16.37%	50	22.12%	226
Vote by Mail	147	13.52%	231	21.25%	276	25.39%	1,087
Mail Ballot	0		0		0		0
Total	174	13.25%	268	20.41%	326	24.83%	1,313
0012928							
Poll Place	28	11.34%	51	20.65%	52	21.05%	247
Vote by Mail	241	13.31%	342	18.90%	480	26.52%	1,810
Mail Ballot	0		0		0		0
Total	269	13.08%	393	19.11%	532	25.86%	2,057
0012929							
Poll Place	27	10.80%	40	16.00%	78	31.20%	250
Vote by Mail	197	12.42%	297	18.73%	472	29.76%	1,586
Mail Ballot	0		0		0		0
Total	224	12.20%	337	18.36%	550	29.96%	1,836
0012933							
Poll Place	30	11.49%	35	13.41%	86	32.95%	261
Vote by Mail	205	11.08%	342	18.49%	539	29.14%	1,850
Mail Ballot	0		0		0		0
Total	235	11.13%	377	17.86%	625	29.61%	2,111
0012934							
Poll Place	26	13.90%	32	17.11%	45	24.06%	187
Vote by Mail	97	11.81%	161	19.61%	224	27.28%	821
Mail Ballot	0		0		0		0
Total	123	12.20%	193	19.15%	269	26.69%	1,008
0012935							
Poll Place	7	5.22%	20	14.93%	43	32.09%	134
Vote by Mail	138	10.40%	251	18.91%	397	29.92%	1,327
Mail Ballot	0		0		0		0
Total	145	9.92%	271	18.55%	440	30.12%	1,461

Precinct	Registered Voters
0012941	
Poll Place	1,522
Vote by Mail	1,522
Mail Ballot	1,522
Total	1,522
7012937	
Poll Place	101
Vote by Mail	101
Mail Ballot	101
Total	101
Kern County - Total	16,379
Cumulative	
Cumulative	
Poll Place	0
Vote by Mail	0
Mail Ballot	0
Total	0
Cumulative - Total	0
County - Total	16,379

Precinct	KYLE BLADES		CHRISTIAN B. AGUIRRE	
0012941				
Poll Place	56	30.27%	24	12.97%
Vote by Mail	445	27.69%	241	15.00%
Mail Ballot	0		0	
Total	501	27.96%	265	14.79%
7012937				
Poll Place	0		0	
Vote by Mail	0		0	
Mail Ballot	12	16.22%	6	8.11%
Total	12	16.22%	6	8.11%
Kern County - Total	5,452	27.79%	2,515	12.82%
Cumulative				
Cumulative				
Poll Place	0		0	
Vote by Mail	0		0	
Mail Ballot	0		0	
Total	0		0	
Cumulative - Total	0		0	
County - Total	5,452	27.79%	2,515	12.82%

Precinct	LORI R. ACTON		STEVEN P. MORGAN		SOLOMON P. RAJARATNAM		Total Votes
0012941							
Poll Place	23	12.43%	35	18.92%	47	25.41%	185
Vote by Mail	174	10.83%	326	20.29%	421	26.20%	1,607
Mail Ballot	0		0		0		0
Total	197	10.99%	361	20.15%	468	26.12%	1,792
7012937							
Poll Place	0		0		0		0
Vote by Mail	0		0		0		0
Mail Ballot	15	20.27%	23	31.08%	18	24.32%	74
Total	15	20.27%	23	31.08%	18	24.32%	74
Kern County - Total	2,373	12.09%	3,742	19.07%	5,539	28.23%	19,621
Cumulative							
Cumulative							
Poll Place	0		0		0		0
Vote by Mail	0		0		0		0
Mail Ballot	0		0		0		0
Total	0		0		0		0
Cumulative - Total	0		0		0		0
County - Total	2,373	12.09%	3,742	19.07%	5,539	28.23%	19,621

City of Shafter Councilmember (Vote for 3)

Precinct	Registered Voters
County	
Kern County	
0013100	
Poll Place	1,461
Vote by Mail	1,461
Mail Ballot	1,461
Total	1,461
0013107	
Poll Place	1,295
Vote by Mail	1,295
Mail Ballot	1,295
Total	1,295
0013110	
Poll Place	1,486
Vote by Mail	1,486
Mail Ballot	1,486
Total	1,486
0013120	
Poll Place	1,245
Vote by Mail	1,245
Mail Ballot	1,245
Total	1,245
0013129	
Poll Place	861
Vote by Mail	861
Mail Ballot	861
Total	861

Precinct	GILBERT T. ALVARADO		PETE ESPINOZA	
County				
Kern County				
0013100				
Poll Place	57	18.75%	63	20.72%
Vote by Mail	345	17.19%	412	20.53%
Mail Ballot	0		0	
Total	402	17.40%	475	20.55%
0013107				
Poll Place	52	21.85%	38	15.97%
Vote by Mail	320	20.50%	282	18.07%
Mail Ballot	0		0	
Total	372	20.68%	320	17.79%
0013110				
Poll Place	67	17.27%	71	18.30%
Vote by Mail	364	17.76%	417	20.34%
Mail Ballot	0		0	
Total	431	17.68%	488	20.02%
0013120				
Poll Place	69	23.15%	48	16.11%
Vote by Mail	298	17.97%	322	19.42%
Mail Ballot	0		0	
Total	367	18.76%	370	18.92%
0013129				
Poll Place	34	18.68%	37	20.33%
Vote by Mail	234	21.81%	205	19.11%
Mail Ballot	0		0	
Total	268	21.35%	242	19.28%

Precinct	RAFAEL S. ZAMUDIO		KRIS LAWRENCE		MANUEL GARCIA		CHAD GIVENS		Total Votes
County									
Kern County									
0013100									
Poll Place	47	15.46%	44	14.47%	48	15.79%	45	14.80%	304
Vote by Mail	220	10.96%	333	16.59%	321	15.99%	376	18.73%	2,007
Mail Ballot	0		0		0		0		0
Total	267	11.55%	377	16.31%	369	15.97%	421	18.22%	2,311
0013107									
Poll Place	36	15.13%	33	13.87%	48	20.17%	31	13.03%	238
Vote by Mail	245	15.70%	191	12.24%	303	19.41%	220	14.09%	1,561
Mail Ballot	0		0		0		0		0
Total	281	15.62%	224	12.45%	351	19.51%	251	13.95%	1,799
0013110									
Poll Place	50	12.89%	61	15.72%	71	18.30%	68	17.53%	388
Vote by Mail	243	11.85%	344	16.78%	309	15.07%	373	18.20%	2,050
Mail Ballot	0		0		0		0		0
Total	293	12.02%	405	16.61%	380	15.59%	441	18.09%	2,438
0013120									
Poll Place	35	11.74%	47	15.77%	52	17.45%	47	15.77%	298
Vote by Mail	212	12.79%	226	13.63%	302	18.21%	298	17.97%	1,658
Mail Ballot	0		0		0		0		0
Total	247	12.63%	273	13.96%	354	18.10%	345	17.64%	1,956
0013129									
Poll Place	30	16.48%	25	13.74%	26	14.29%	30	16.48%	182
Vote by Mail	167	15.56%	131	12.21%	200	18.64%	136	12.67%	1,073
Mail Ballot	0		0		0		0		0
Total	197	15.70%	156	12.43%	226	18.01%	166	13.23%	1,255

Precinct	Registered Voters
7013102	
Poll Place	27
Vote by Mail	27
Mail Ballot	27
Total	27
7013104	
Poll Place	2
Vote by Mail	2
Mail Ballot	2
Total	2
7013105	
Poll Place	36
Vote by Mail	36
Mail Ballot	36
Total	36
7013106	
Poll Place	223
Vote by Mail	223
Mail Ballot	223
Total	223
7013112	
Poll Place	13
Vote by Mail	13
Mail Ballot	13
Total	13
7013114	
Poll Place	1,016
Vote by Mail	1,016
Mail Ballot	1,016
Total	1,016

Precinct	GILBERT T. ALVARADO		PETE ESPINOZA	
7013102				
Poll Place	0		0	
Vote by Mail	0		0	
Mail Ballot	5	7.94%	19	30.16%
Total	5	7.94%	19	30.16%
7013104				
Poll Place	0		0	
Vote by Mail	0		0	
Mail Ballot	2	33.33%	1	16.67%
Total	2	33.33%	1	16.67%
7013105				
Poll Place	0		0	
Vote by Mail	0		0	
Mail Ballot	3	6.67%	10	22.22%
Total	3	6.67%	10	22.22%
7013106				
Poll Place	0		0	
Vote by Mail	0		0	
Mail Ballot	54	12.05%	110	24.55%
Total	54	12.05%	110	24.55%
7013112				
Poll Place	0		0	
Vote by Mail	0		0	
Mail Ballot	1	5.88%	6	35.29%
Total	1	5.88%	6	35.29%
7013114				
Poll Place	0		0	
Vote by Mail	0		0	
Mail Ballot	239	12.88%	380	20.47%
Total	239	12.88%	380	20.47%

Precinct	RAFAEL S. ZAMUDIO		KRIS LAWRENCE		MANUEL GARCIA		CHAD GIVENS		Total Votes
7013102									
Poll Place	0		0		0		0		0
Vote by Mail	0		0		0		0		0
Mail Ballot	1	1.59%	19	30.16%	3	4.76%	16	25.40%	63
Total	1	1.59%	19	30.16%	3	4.76%	16	25.40%	63
7013104									
Poll Place	0		0		0		0		0
Vote by Mail	0		0		0		0		0
Mail Ballot	1	16.67%	1	16.67%	1	16.67%	0	0.00%	6
Total	1	16.67%	1	16.67%	1	16.67%	0	0.00%	6
7013105									
Poll Place	0		0		0		0		0
Vote by Mail	0		0		0		0		0
Mail Ballot	10	22.22%	7	15.56%	5	11.11%	10	22.22%	45
Total	10	22.22%	7	15.56%	5	11.11%	10	22.22%	45
7013106									
Poll Place	0		0		0		0		0
Vote by Mail	0		0		0		0		0
Mail Ballot	36	8.04%	90	20.09%	51	11.38%	107	23.88%	448
Total	36	8.04%	90	20.09%	51	11.38%	107	23.88%	448
7013112									
Poll Place	0		0		0		0		0
Vote by Mail	0		0		0		0		0
Mail Ballot	2	11.76%	4	23.53%	1	5.88%	3	17.65%	17
Total	2	11.76%	4	23.53%	1	5.88%	3	17.65%	17
7013114									
Poll Place	0		0		0		0		0
Vote by Mail	0		0		0		0		0
Mail Ballot	188	10.13%	524	28.23%	187	10.08%	338	18.21%	1,856
Total	188	10.13%	524	28.23%	187	10.08%	338	18.21%	1,856

Precinct	Registered Voters
7013115	
Poll Place	6
Vote by Mail	6
Mail Ballot	6
Total	6
7013134	
Poll Place	0
Vote by Mail	0
Mail Ballot	0
Total	0
7043101	
Poll Place	0
Vote by Mail	0
Mail Ballot	0
Total	0
Kern County - Total	7,671
Cumulative	
Cumulative	
Poll Place	0
Vote by Mail	0
Mail Ballot	0
Total	0
Cumulative - Total	0
County - Total	7,671

Precinct	GILBERT T. ALVARADO		PETE ESPINOZA	
7013115				
Poll Place	0		0	
Vote by Mail	0		0	
Mail Ballot	1	10.00%	0	0.00%
Total	1	10.00%	0	0.00%
7013134				
Poll Place	0		0	
Vote by Mail	0		0	
Mail Ballot	0		0	
Total	0		0	
7043101				
Poll Place	0		0	
Vote by Mail	0		0	
Mail Ballot	0		0	
Total	0		0	
Kern County - Total	2,145	17.58%	2,421	19.84%
Cumulative				
Cumulative				
Poll Place	0		0	
Vote by Mail	0		0	
Mail Ballot	0		0	
Total	0		0	
Cumulative - Total	0		0	
County - Total	2,145	17.58%	2,421	19.84%

Precinct	RAFAEL S. ZAMUDIO		KRIS LAWRENCE		MANUEL GARCIA		CHAD GIVENS		Total Votes
7013115									
Poll Place	0		0		0		0		0
Vote by Mail	0		0		0		0		0
Mail Ballot	4	40.00%	1	10.00%	3	30.00%	1	10.00%	10
Total	4	40.00%	1	10.00%	3	30.00%	1	10.00%	10
7013134									
Poll Place	0		0		0		0		0
Vote by Mail	0		0		0		0		0
Mail Ballot	0		0		0		0		0
Total	0		0		0		0		0
7043101									
Poll Place	0		0		0		0		0
Vote by Mail	0		0		0		0		0
Mail Ballot	0		0		0		0		0
Total	0		0		0		0		0
Kern County - Total	1,527	12.51%	2,081	17.05%	1,931	15.82%	2,099	17.20%	12,204
Cumulative									
Cumulative									
Poll Place	0		0		0		0		0
Vote by Mail	0		0		0		0		0
Mail Ballot	0		0		0		0		0
Total	0		0		0		0		0
Cumulative - Total	0		0		0		0		0
County - Total	1,527	12.51%	2,081	17.05%	1,931	15.82%	2,099	17.20%	12,204

City of Wasco Council District 2 (Vote for 1)

Precinct	Registered Voters
County	
Kern County	
0043540	
Poll Place	994
Vote by Mail	994
Mail Ballot	994
Total	994
0043570	
Poll Place	810
Vote by Mail	810
Mail Ballot	810
Total	810
Kern County - Total	1,804
Cumulative	
Cumulative	
Poll Place	0
Vote by Mail	0
Mail Ballot	0
Total	0
Cumulative - Total	0
County - Total	1,804

Precinct	FLORIRENE OLVERA		VINCENT MARTINEZ	
County				
Kern County				
0043540				
Poll Place	8	14.04%	32	56.14%
Vote by Mail	123	19.74%	209	33.55%
Mail Ballot	0		0	
Total	131	19.26%	241	35.44%
0043570				
Poll Place	6	9.09%	29	43.94%
Vote by Mail	83	19.71%	144	34.20%
Mail Ballot	0		0	
Total	89	18.28%	173	35.52%
Kern County - Total	220	18.85%	414	35.48%
Cumulative				
Cumulative				
Poll Place	0		0	
Vote by Mail	0		0	
Mail Ballot	0		0	
Total	0		0	
Cumulative - Total	0		0	
County - Total	220	18.85%	414	35.48%

Precinct	JOHN KIM		WILLIAM DAVID WARD		Total Votes
County					
Kern County					
0043540					
Poll Place	5	8.77%	12	21.05%	57
Vote by Mail	80	12.84%	211	33.87%	623
Mail Ballot	0		0		0
Total	85	12.50%	223	32.79%	680
0043570					
Poll Place	13	19.70%	18	27.27%	66
Vote by Mail	59	14.01%	135	32.07%	421
Mail Ballot	0		0		0
Total	72	14.78%	153	31.42%	487
Kern County - Total	157	13.45%	376	32.22%	1,167
Cumulative					
Cumulative					
Poll Place	0		0		0
Vote by Mail	0		0		0
Mail Ballot	0		0		0
Total	0		0		0
Cumulative - Total	0		0		0
County - Total	157	13.45%	376	32.22%	1,167

City of Wasco Council District 4 (Vote for 1)

Precinct	Registered Voters
County	
Kern County	
0043567	
Poll Place	1,459
Vote by Mail	1,459
Mail Ballot	1,459
Total	1,459
Kern County - Total	1,459
Cumulative	
Cumulative	
Poll Place	0
Vote by Mail	0
Mail Ballot	0
Total	0
Cumulative - Total	0
County - Total	1,459

Precinct	EDDIE SALDAÑA		TILO CORTEZ JR.		Total Votes
County					
Kern County					
0043567					
Poll Place	64	53.78%	55	46.22%	119
Vote by Mail	370	49.33%	380	50.67%	750
Mail Ballot	0		0		0
Total	434	49.94%	435	50.06%	869
Kern County - Total	434	49.94%	435	50.06%	869
Cumulative					
Cumulative					
Poll Place	0		0		0
Vote by Mail	0		0		0
Mail Ballot	0		0		0
Total	0		0		0
Cumulative - Total	0		0		0
County - Total	434	49.94%	435	50.06%	869

City of Wasco Council District 5 (Vote for 1)

Precinct	Registered Voters
County	
Kern County	
0043568	
Poll Place	1,533
Vote by Mail	1,533
Mail Ballot	1,533
Total	1,533
7013569	
Poll Place	0
Vote by Mail	0
Mail Ballot	0
Total	0
Kern County - Total	1,533
Cumulative	
Cumulative	
Poll Place	0
Vote by Mail	0
Mail Ballot	0
Total	0
Cumulative - Total	0
County - Total	1,533

Precinct	ALEX GARCIA		Total Votes
County			
Kern County			
0043568			
Poll Place	92	100.00%	92
Vote by Mail	672	100.00%	672
Mail Ballot	0		0
Total	764	100.00%	764
7013569			
Poll Place	0		0
Vote by Mail	0		0
Mail Ballot	0		0
Total	0		0
Kern County - Total	764	100.00%	764
Cumulative			
Cumulative			
Poll Place	0		0
Vote by Mail	0		0
Mail Ballot	0		0
Total	0		0
Cumulative - Total	0		0
County - Total	764	100.00%	764

Mojave Air & Space Port Director (Vote for 3)

Precinct	Registered Voters
County	
Kern County	
0021275	
Poll Place	1,627
Vote by Mail	1,627
Mail Ballot	1,627
Total	1,627
0021280	
Poll Place	920
Vote by Mail	920
Mail Ballot	920
Total	920
0021281	
Poll Place	1,139
Vote by Mail	1,139
Mail Ballot	1,139
Total	1,139
0021282	
Poll Place	1,118
Vote by Mail	1,118
Mail Ballot	1,118
Total	1,118
0021283	
Poll Place	1,561
Vote by Mail	1,561
Mail Ballot	1,561
Total	1,561

Precinct	DIANE BARNEY		TERRY ALLRED	
County				
Kern County				
0021275				
Poll Place	29	11.60%	29	11.60%
Vote by Mail	255	14.08%	213	11.76%
Mail Ballot	0		0	
Total	284	13.78%	242	11.74%
0021280				
Poll Place	31	15.12%	14	6.83%
Vote by Mail	147	15.49%	121	12.75%
Mail Ballot	0		0	
Total	178	15.42%	135	11.70%
0021281				
Poll Place	22	8.98%	33	13.47%
Vote by Mail	173	12.20%	179	12.62%
Mail Ballot	0		0	
Total	195	11.73%	212	12.75%
0021282				
Poll Place	27	9.38%	39	13.54%
Vote by Mail	158	12.85%	154	12.52%
Mail Ballot	0		0	
Total	185	12.19%	193	12.71%
0021283				
Poll Place	52	14.09%	33	8.94%
Vote by Mail	266	15.29%	205	11.78%
Mail Ballot	0		0	
Total	318	15.08%	238	11.28%

Precinct	DAVID EVANS		ANDREW PARKER		ROBERT MORGAN		CHUCK COLEMAN		Total Votes
County									
Kern County									
0021275									
Poll Place	31	12.40%	27	10.80%	66	26.40%	68	27.20%	250
Vote by Mail	244	13.47%	218	12.04%	467	25.79%	414	22.86%	1,811
Mail Ballot	0		0		0		0		0
Total	275	13.34%	245	11.89%	533	25.86%	482	23.39%	2,061
0021280									
Poll Place	27	13.17%	18	8.78%	59	28.78%	56	27.32%	205
Vote by Mail	135	14.23%	116	12.22%	239	25.18%	191	20.13%	949
Mail Ballot	0		0		0		0		0
Total	162	14.04%	134	11.61%	298	25.82%	247	21.40%	1,154
0021281									
Poll Place	37	15.10%	36	14.69%	62	25.31%	55	22.45%	245
Vote by Mail	191	13.47%	180	12.69%	353	24.89%	342	24.12%	1,418
Mail Ballot	0		0		0		0		0
Total	228	13.71%	216	12.99%	415	24.95%	397	23.87%	1,663
0021282									
Poll Place	45	15.63%	42	14.58%	75	26.04%	60	20.83%	288
Vote by Mail	194	15.77%	167	13.58%	302	24.55%	255	20.73%	1,230
Mail Ballot	0		0		0		0		0
Total	239	15.74%	209	13.77%	377	24.84%	315	20.75%	1,518
0021283									
Poll Place	57	15.45%	45	12.20%	97	26.29%	85	23.04%	369
Vote by Mail	235	13.51%	196	11.26%	443	25.46%	395	22.70%	1,740
Mail Ballot	0		0		0		0		0
Total	292	13.85%	241	11.43%	540	25.60%	480	22.76%	2,109

Precinct	Registered Voters
0022450	
Poll Place	1,586
Vote by Mail	1,586
Mail Ballot	1,586
Total	1,586
7010010	
Poll Place	2
Vote by Mail	2
Mail Ballot	2
Total	2
7020014	
Poll Place	97
Vote by Mail	97
Mail Ballot	97
Total	97
7020034	
Poll Place	46
Vote by Mail	46
Mail Ballot	46
Total	46
7020143	
Poll Place	1
Vote by Mail	1
Mail Ballot	1
Total	1
7021257	
Poll Place	42
Vote by Mail	42
Mail Ballot	42
Total	42

Precinct	DIANE BARNEY		TERRY ALLRED	
0022450				
Poll Place	48	12.47%	68	17.66%
Vote by Mail	274	17.60%	213	13.68%
Mail Ballot	0		0	
Total	322	16.58%	281	14.47%
7010010				
Poll Place	0		0	
Vote by Mail	0		0	
Mail Ballot	0	0.00%	0	0.00%
Total	0	0.00%	0	0.00%
7020014				
Poll Place	0		0	
Vote by Mail	0		0	
Mail Ballot	12	8.11%	27	18.24%
Total	12	8.11%	27	18.24%
7020034				
Poll Place	0		0	
Vote by Mail	0		0	
Mail Ballot	8	12.50%	10	15.63%
Total	8	12.50%	10	15.63%
7020143				
Poll Place	0		0	
Vote by Mail	0		0	
Mail Ballot	0		0	
Total	0		0	
7021257				
Poll Place	0		0	
Vote by Mail	0		0	
Mail Ballot	9	17.65%	7	13.73%
Total	9	17.65%	7	13.73%

Precinct	DAVID EVANS		ANDREW PARKER		ROBERT MORGAN		CHUCK COLEMAN		Total Votes
0022450									
Poll Place	48	12.47%	48	12.47%	81	21.04%	92	23.90%	385
Vote by Mail	180	11.56%	175	11.24%	381	24.47%	334	21.45%	1,557
Mail Ballot	0		0		0		0		0
Total	228	11.74%	223	11.48%	462	23.79%	426	21.94%	1,942
7010010									
Poll Place	0		0		0		0		0
Vote by Mail	0		0		0		0		0
Mail Ballot	0	0.00%	0	0.00%	0	0.00%	2	100.00%	2
Total	0	0.00%	0	0.00%	0	0.00%	2	100.00%	2
7020014									
Poll Place	0		0		0		0		0
Vote by Mail	0		0		0		0		0
Mail Ballot	22	14.86%	19	12.84%	36	24.32%	32	21.62%	148
Total	22	14.86%	19	12.84%	36	24.32%	32	21.62%	148
7020034									
Poll Place	0		0		0		0		0
Vote by Mail	0		0		0		0		0
Mail Ballot	12	18.75%	8	12.50%	10	15.63%	16	25.00%	64
Total	12	18.75%	8	12.50%	10	15.63%	16	25.00%	64
7020143									
Poll Place	0		0		0		0		0
Vote by Mail	0		0		0		0		0
Mail Ballot	0		0		0		0		0
Total	0		0		0		0		0
7021257									
Poll Place	0		0		0		0		0
Vote by Mail	0		0		0		0		0
Mail Ballot	5	9.80%	5	9.80%	10	19.61%	15	29.41%	51
Total	5	9.80%	5	9.80%	10	19.61%	15	29.41%	51

Precinct	Registered Voters
7021279	
Poll Place	50
Vote by Mail	50
Mail Ballot	50
Total	50
7021304	
Poll Place	114
Vote by Mail	114
Mail Ballot	114
Total	114
7022454	
Poll Place	247
Vote by Mail	247
Mail Ballot	247
Total	247
7022473	
Poll Place	1
Vote by Mail	1
Mail Ballot	1
Total	1
Kern County - Total	8,551
Cumulative	
Cumulative	
Poll Place	0
Vote by Mail	0
Mail Ballot	0
Total	0
Cumulative - Total	0
County - Total	8,551

Precinct	DIANE BARNEY		TERRY ALLRED	
7021279				
Poll Place	0		0	
Vote by Mail	0		0	
Mail Ballot	4	6.15%	12	18.46%
Total	4	6.15%	12	18.46%
7021304				
Poll Place	0		0	
Vote by Mail	0		0	
Mail Ballot	13	10.16%	26	20.31%
Total	13	10.16%	26	20.31%
7022454				
Poll Place	0		0	
Vote by Mail	0		0	
Mail Ballot	42	14.38%	34	11.64%
Total	42	14.38%	34	11.64%
7022473				
Poll Place	0		0	
Vote by Mail	0		0	
Mail Ballot	1	33.33%	0	0.00%
Total	1	33.33%	0	0.00%
Kern County - Total	1,571	14.03%	1,417	12.65%
Cumulative				
Cumulative				
Poll Place	0		0	
Vote by Mail	0		0	
Mail Ballot	0		0	
Total	0		0	
Cumulative - Total	0		0	
County - Total	1,571	14.03%	1,417	12.65%

Precinct	DAVID EVANS		ANDREW PARKER		ROBERT MORGAN		CHUCK COLEMAN		Total Votes
7021279									
Poll Place	0		0		0		0		0
Vote by Mail	0		0		0		0		0
Mail Ballot	12	18.46%	12	18.46%	13	20.00%	12	18.46%	65
Total	12	18.46%	12	18.46%	13	20.00%	12	18.46%	65
7021304									
Poll Place	0		0		0		0		0
Vote by Mail	0		0		0		0		0
Mail Ballot	20	15.63%	20	15.63%	25	19.53%	24	18.75%	128
Total	20	15.63%	20	15.63%	25	19.53%	24	18.75%	128
7022454									
Poll Place	0		0		0		0		0
Vote by Mail	0		0		0		0		0
Mail Ballot	42	14.38%	41	14.04%	72	24.66%	61	20.89%	292
Total	42	14.38%	41	14.04%	72	24.66%	61	20.89%	292
7022473									
Poll Place	0		0		0		0		0
Vote by Mail	0		0		0		0		0
Mail Ballot	0	0.00%	0	0.00%	1	33.33%	1	33.33%	3
Total	0	0.00%	0	0.00%	1	33.33%	1	33.33%	3
Kern County - Total	1,537	13.72%	1,373	12.26%	2,792	24.93%	2,510	22.41%	11,200
Cumulative									
Cumulative									
Poll Place	0		0		0		0		0
Vote by Mail	0		0		0		0		0
Mail Ballot	0		0		0		0		0
Total	0		0		0		0		0
Cumulative - Total	0		0		0		0		0
County - Total	1,537	13.72%	1,373	12.26%	2,792	24.93%	2,510	22.41%	11,200

Arvin C.S.D. Director (Vote for 2)

Precinct	Registered Voters
County	
Kern County	
0050180	
Poll Place	1,094
Vote by Mail	1,094
Mail Ballot	1,094
Total	1,094
0050190	
Poll Place	1,444
Vote by Mail	1,444
Mail Ballot	1,444
Total	1,444
0050200	
Poll Place	1,155
Vote by Mail	1,155
Mail Ballot	1,155
Total	1,155
0050211	
Poll Place	1,674
Vote by Mail	1,674
Mail Ballot	1,674
Total	1,674
7023766	
Poll Place	1
Vote by Mail	1
Mail Ballot	1
Total	1

Precinct	MARIA ALVAREZ		MARIA MORENO PANTOJA	
County				
Kern County				
0050180				
Poll Place	25	22.52%	43	38.74%
Vote by Mail	247	27.54%	282	31.44%
Mail Ballot	0		0	
Total	272	26.98%	325	32.24%
0050190				
Poll Place	54	29.19%	61	32.97%
Vote by Mail	308	29.11%	301	28.45%
Mail Ballot	0		0	
Total	362	29.12%	362	29.12%
0050200				
Poll Place	34	26.77%	61	48.03%
Vote by Mail	207	25.34%	259	31.70%
Mail Ballot	0		0	
Total	241	25.53%	320	33.90%
0050211				
Poll Place	38	19.79%	83	43.23%
Vote by Mail	377	27.46%	478	34.81%
Mail Ballot	0		0	
Total	415	26.52%	561	35.85%
7023766				
Poll Place	0		0	
Vote by Mail	0		0	
Mail Ballot	1	50.00%	0	0.00%
Total	1	50.00%	0	0.00%

Precinct	CESAR MORENO		ROBERT RODRIGUEZ		Total Votes
County					
Kern County					
0050180					
Poll Place	31	27.93%	12	10.81%	111
Vote by Mail	232	25.86%	136	15.16%	897
Mail Ballot	0		0		0
Total	263	26.09%	148	14.68%	1,008
0050190					
Poll Place	39	21.08%	31	16.76%	185
Vote by Mail	254	24.01%	195	18.43%	1,058
Mail Ballot	0		0		0
Total	293	23.57%	226	18.18%	1,243
0050200					
Poll Place	24	18.90%	8	6.30%	127
Vote by Mail	225	27.54%	126	15.42%	817
Mail Ballot	0		0		0
Total	249	26.38%	134	14.19%	944
0050211					
Poll Place	45	23.44%	26	13.54%	192
Vote by Mail	319	23.23%	199	14.49%	1,373
Mail Ballot	0		0		0
Total	364	23.26%	225	14.38%	1,565
7023766					
Poll Place	0		0		0
Vote by Mail	0		0		0
Mail Ballot	1	50.00%	0	0.00%	2
Total	1	50.00%	0	0.00%	2

Precinct	Registered Voters
7051494	
Poll Place	5
Vote by Mail	5
Mail Ballot	5
Total	5
7053012	
Poll Place	114
Vote by Mail	114
Mail Ballot	114
Total	114
7053752	
Poll Place	10
Vote by Mail	10
Mail Ballot	10
Total	10
7053765	
Poll Place	2
Vote by Mail	2
Mail Ballot	2
Total	2
Kern County - Total	5,499
Cumulative	
Cumulative	
Poll Place	0
Vote by Mail	0
Mail Ballot	0
Total	0
Cumulative - Total	0
County - Total	5,499

Precinct	MARIA ALVAREZ		MARIA MORENO PANTOJA	
7051494				
Poll Place	0		0	
Vote by Mail	0		0	
Mail Ballot	0	0.00%	2	50.00%
Total	0	0.00%	2	50.00%
7053012				
Poll Place	0		0	
Vote by Mail	0		0	
Mail Ballot	26	23.42%	31	27.93%
Total	26	23.42%	31	27.93%
7053752				
Poll Place	0		0	
Vote by Mail	0		0	
Mail Ballot	5	35.71%	2	14.29%
Total	5	35.71%	2	14.29%
7053765				
Poll Place	0		0	
Vote by Mail	0		0	
Mail Ballot	2	50.00%	0	0.00%
Total	2	50.00%	0	0.00%
Kern County - Total	1,324	27.05%	1,603	32.75%
Cumulative				
Cumulative				
Poll Place	0		0	
Vote by Mail	0		0	
Mail Ballot	0		0	
Total	0		0	
Cumulative - Total	0		0	
County - Total	1,324	27.05%	1,603	32.75%

Precinct	CESAR MORENO		ROBERT RODRIGUEZ		Total Votes
7051494					
Poll Place	0		0		0
Vote by Mail	0		0		0
Mail Ballot	1	25.00%	1	25.00%	4
Total	1	25.00%	1	25.00%	4
7053012					
Poll Place	0		0		0
Vote by Mail	0		0		0
Mail Ballot	35	31.53%	19	17.12%	111
Total	35	31.53%	19	17.12%	111
7053752					
Poll Place	0		0		0
Vote by Mail	0		0		0
Mail Ballot	1	7.14%	6	42.86%	14
Total	1	7.14%	6	42.86%	14
7053765					
Poll Place	0		0		0
Vote by Mail	0		0		0
Mail Ballot	2	50.00%	0	0.00%	4
Total	2	50.00%	0	0.00%	4
Kern County - Total	1,209	24.70%	759	15.51%	4,895
Cumulative					
Cumulative					
Poll Place	0		0		0
Vote by Mail	0		0		0
Mail Ballot	0		0		0
Total	0		0		0
Cumulative - Total	0		0		0
County - Total	1,209	24.70%	759	15.51%	4,895

Bear Valley C.S.D. Director (Vote for 2)

Precinct	Registered Voters
County	
Kern County	
0021143	
Poll Place	1,124
Vote by Mail	1,124
Mail Ballot	1,124
Total	1,124
0021144	
Poll Place	983
Vote by Mail	983
Mail Ballot	983
Total	983
0021145	
Poll Place	1,444
Vote by Mail	1,444
Mail Ballot	1,444
Total	1,444
0021148	
Poll Place	852
Vote by Mail	852
Mail Ballot	852
Total	852
7021879	
Poll Place	0
Vote by Mail	0
Mail Ballot	0
Total	0

Precinct	JOHN I. GRACE		STEVE MILES	
County				
Kern County				
0021143				
Poll Place	70	27.03%	42	16.22%
Vote by Mail	302	24.41%	116	9.38%
Mail Ballot	0		0	
Total	372	24.87%	158	10.56%
0021144				
Poll Place	50	27.62%	20	11.05%
Vote by Mail	265	23.27%	111	9.75%
Mail Ballot	0		0	
Total	315	23.86%	131	9.92%
0021145				
Poll Place	78	25.08%	49	15.76%
Vote by Mail	403	23.07%	166	9.50%
Mail Ballot	0		0	
Total	481	23.37%	215	10.45%
0021148				
Poll Place	54	27.41%	33	16.75%
Vote by Mail	213	22.81%	115	12.31%
Mail Ballot	0		0	
Total	267	23.61%	148	13.09%
7021879				
Poll Place	0		0	
Vote by Mail	0		0	
Mail Ballot	0		0	
Total	0		0	

Precinct	JAY CARLYN		KATHY KNEER		CHARLES JENSEN		Total Votes	Kevin Rice Qualified Write In	
County									
Kern County									
0021143									
Poll Place	30	11.58%	28	10.81%	89	34.36%	259	0	0.00%
Vote by Mail	206	16.65%	265	21.42%	348	28.13%	1,237	0	0.00%
Mail Ballot	0		0		0		0	0	
Total	236	15.78%	293	19.59%	437	29.21%	1,496	0	0.00%
0021144									
Poll Place	28	15.47%	13	7.18%	70	38.67%	181	0	0.00%
Vote by Mail	189	16.59%	237	20.81%	337	29.59%	1,139	0	0.00%
Mail Ballot	0		0		0		0	0	
Total	217	16.44%	250	18.94%	407	30.83%	1,320	0	0.00%
0021145									
Poll Place	49	15.76%	19	6.11%	116	37.30%	311	0	0.00%
Vote by Mail	308	17.63%	392	22.44%	476	27.25%	1,747	2	0.11%
Mail Ballot	0		0		0		0	0	
Total	357	17.35%	411	19.97%	592	28.77%	2,058	2	0.10%
0021148									
Poll Place	18	9.14%	13	6.60%	79	40.10%	197	0	0.00%
Vote by Mail	148	15.85%	190	20.34%	268	28.69%	934	0	0.00%
Mail Ballot	0		0		0		0	0	
Total	166	14.68%	203	17.95%	347	30.68%	1,131	0	0.00%
7021879									
Poll Place	0		0		0		0	0	
Vote by Mail	0		0		0		0	0	
Mail Ballot	0		0		0		0	0	
Total	0		0		0		0	0	

Precinct	Registered Voters
7023018	
Poll Place	0
Vote by Mail	0
Mail Ballot	0
Total	0
7023019	
Poll Place	0
Vote by Mail	0
Mail Ballot	0
Total	0
7023201	
Poll Place	4
Vote by Mail	4
Mail Ballot	4
Total	4
Kern County - Total	4,407
Cumulative	
Cumulative	
Poll Place	0
Vote by Mail	0
Mail Ballot	0
Total	0
Cumulative - Total	0
County - Total	4,407

Precinct	JOHN I. GRACE		STEVE MILES	
7023018				
Poll Place	0		0	
Vote by Mail	0		0	
Mail Ballot	0		0	
Total	0		0	
7023019				
Poll Place	0		0	
Vote by Mail	0		0	
Mail Ballot	0		0	
Total	0		0	
7023201				
Poll Place	0		0	
Vote by Mail	0		0	
Mail Ballot	0	0.00%	0	0.00%
Total	0	0.00%	0	0.00%
Kern County - Total	1,435	23.89%	652	10.86%
Cumulative				
Cumulative				
Poll Place	0		0	
Vote by Mail	0		0	
Mail Ballot	0		0	
Total	0		0	
Cumulative - Total	0		0	
County - Total	1,435	23.89%	652	10.86%

Precinct	JAY CARLYN		KATHY KNEER		CHARLES JENSEN		Total Votes	Kevin Rice Qualified Write In	
7023018									
Poll Place	0		0		0		0	0	
Vote by Mail	0		0		0		0	0	
Mail Ballot	0		0		0		0	0	
Total	0		0		0		0	0	
7023019									
Poll Place	0		0		0		0	0	
Vote by Mail	0		0		0		0	0	
Mail Ballot	0		0		0		0	0	
Total	0		0		0		0	0	
7023201									
Poll Place	0		0		0		0	0	
Vote by Mail	0		0		0		0	0	
Mail Ballot	0	0.00%	0	0.00%	1	100.00%	1	0	0.00%
Total	0	0.00%	0	0.00%	1	100.00%	1	0	0.00%
Kern County - Total	976	16.25%	1,157	19.26%	1,784	29.70%	6,006	2	0.03%
Cumulative									
Cumulative									
Poll Place	0		0		0		0	0	
Vote by Mail	0		0		0		0	0	
Mail Ballot	0		0		0		0	0	
Total	0		0		0		0	0	
Cumulative - Total	0		0		0		0	0	
County - Total	976	16.25%	1,157	19.26%	1,784	29.70%	6,006	2	0.03%

East Niles C.S.D. Director (Vote for 3)

Precinct	Registered Voters
County	
Kern County	
0030337	
Poll Place	1,216
Vote by Mail	1,216
Mail Ballot	1,216
Total	1,216
0030370	
Poll Place	452
Vote by Mail	452
Mail Ballot	452
Total	452
0031935	
Poll Place	868
Vote by Mail	868
Mail Ballot	868
Total	868
0031953	
Poll Place	1,390
Vote by Mail	1,390
Mail Ballot	1,390
Total	1,390
0032340	
Poll Place	596
Vote by Mail	596
Mail Ballot	596
Total	596

Precinct	STEVEN A. AGUILAR		RICHARD H. HARGER	
County				
Kern County				
0030337				
Poll Place	57	32.57%	34	19.43%
Vote by Mail	415	28.17%	341	23.15%
Mail Ballot	0		0	
Total	472	28.64%	375	22.75%
0030370				
Poll Place	23	38.33%	11	18.33%
Vote by Mail	158	31.23%	98	19.37%
Mail Ballot	0		0	
Total	181	31.98%	109	19.26%
0031935				
Poll Place	46	40.00%	23	20.00%
Vote by Mail	303	39.92%	128	16.86%
Mail Ballot	0		0	
Total	349	39.93%	151	17.28%
0031953				
Poll Place	71	42.26%	26	15.48%
Vote by Mail	453	38.92%	191	16.41%
Mail Ballot	0		0	
Total	524	39.34%	217	16.29%
0032340				
Poll Place	18	30.00%	14	23.33%
Vote by Mail	159	19.68%	209	25.87%
Mail Ballot	0		0	
Total	177	20.39%	223	25.69%

Precinct	LAUREL POWELL		WILLIAM C. MCCALLA		Total Votes
County					
Kern County					
0030337					
Poll Place	45	25.71%	39	22.29%	175
Vote by Mail	418	28.38%	299	20.30%	1,473
Mail Ballot	0		0		0
Total	463	28.09%	338	20.51%	1,648
0030370					
Poll Place	17	28.33%	9	15.00%	60
Vote by Mail	126	24.90%	124	24.51%	506
Mail Ballot	0		0		0
Total	143	25.27%	133	23.50%	566
0031935					
Poll Place	28	24.35%	18	15.65%	115
Vote by Mail	182	23.98%	146	19.24%	759
Mail Ballot	0		0		0
Total	210	24.03%	164	18.76%	874
0031953					
Poll Place	35	20.83%	36	21.43%	168
Vote by Mail	286	24.57%	234	20.10%	1,164
Mail Ballot	0		0		0
Total	321	24.10%	270	20.27%	1,332
0032340					
Poll Place	18	30.00%	10	16.67%	60
Vote by Mail	220	27.23%	220	27.23%	808
Mail Ballot	0		0		0
Total	238	27.42%	230	26.50%	868

Precinct	Registered Voters
0032360	
Poll Place	1,173
Vote by Mail	1,173
Mail Ballot	1,173
Total	1,173
0032370	
Poll Place	750
Vote by Mail	750
Mail Ballot	750
Total	750
0032380	
Poll Place	629
Vote by Mail	629
Mail Ballot	629
Total	629
0032531	
Poll Place	1,320
Vote by Mail	1,320
Mail Ballot	1,320
Total	1,320
0032532	
Poll Place	995
Vote by Mail	995
Mail Ballot	995
Total	995
0032750	
Poll Place	1,553
Vote by Mail	1,553
Mail Ballot	1,553
Total	1,553

Precinct	STEVEN A. AGUILAR		RICHARD H. HARGER	
0032360				
Poll Place	58	51.79%	8	7.14%
Vote by Mail	379	45.28%	104	12.43%
Mail Ballot	0		0	
Total	437	46.05%	112	11.80%
0032370				
Poll Place	47	38.52%	22	18.03%
Vote by Mail	169	36.66%	80	17.35%
Mail Ballot	0		0	
Total	216	37.05%	102	17.50%
0032380				
Poll Place	16	48.48%	5	15.15%
Vote by Mail	218	26.98%	187	23.14%
Mail Ballot	0		0	
Total	234	27.82%	192	22.83%
0032531				
Poll Place	62	54.39%	10	8.77%
Vote by Mail	395	42.38%	141	15.13%
Mail Ballot	0		0	
Total	457	43.69%	151	14.44%
0032532				
Poll Place	58	59.18%	10	10.20%
Vote by Mail	250	39.68%	101	16.03%
Mail Ballot	0		0	
Total	308	42.31%	111	15.25%
0032750				
Poll Place	130	42.90%	40	13.20%
Vote by Mail	520	40.47%	202	15.72%
Mail Ballot	0		0	
Total	650	40.93%	242	15.24%

Precinct	LAUREL POWELL		WILLIAM C. MCCALLA		Total Votes
0032360					
Poll Place	27	24.11%	19	16.96%	112
Vote by Mail	183	21.86%	171	20.43%	837
Mail Ballot	0		0		0
Total	210	22.13%	190	20.02%	949
0032370					
Poll Place	27	22.13%	26	21.31%	122
Vote by Mail	117	25.38%	95	20.61%	461
Mail Ballot	0		0		0
Total	144	24.70%	121	20.75%	583
0032380					
Poll Place	6	18.18%	6	18.18%	33
Vote by Mail	214	26.49%	189	23.39%	808
Mail Ballot	0		0		0
Total	220	26.16%	195	23.19%	841
0032531					
Poll Place	19	16.67%	23	20.18%	114
Vote by Mail	205	22.00%	191	20.49%	932
Mail Ballot	0		0		0
Total	224	21.41%	214	20.46%	1,046
0032532					
Poll Place	20	20.41%	10	10.20%	98
Vote by Mail	148	23.49%	131	20.79%	630
Mail Ballot	0		0		0
Total	168	23.08%	141	19.37%	728
0032750					
Poll Place	64	21.12%	69	22.77%	303
Vote by Mail	299	23.27%	264	20.54%	1,285
Mail Ballot	0		0		0
Total	363	22.86%	333	20.97%	1,588

Precinct	Registered Voters
0032751	
Poll Place	830
Vote by Mail	830
Mail Ballot	830
Total	830
0032762	
Poll Place	763
Vote by Mail	763
Mail Ballot	763
Total	763
0051728	
Poll Place	559
Vote by Mail	559
Mail Ballot	559
Total	559
7012757	
Poll Place	114
Vote by Mail	114
Mail Ballot	114
Total	114
7013369	
Poll Place	163
Vote by Mail	163
Mail Ballot	163
Total	163
7030371	
Poll Place	282
Vote by Mail	282
Mail Ballot	282
Total	282

Precinct	STEVEN A. AGUILAR		RICHARD H. HARGER	
0032751				
Poll Place	48	37.50%	20	15.63%
Vote by Mail	256	41.49%	115	18.64%
Mail Ballot	0		0	
Total	304	40.81%	135	18.12%
0032762				
Poll Place	45	55.56%	7	8.64%
Vote by Mail	284	47.49%	77	12.88%
Mail Ballot	0		0	
Total	329	48.45%	84	12.37%
0051728				
Poll Place	33	40.24%	9	10.98%
Vote by Mail	198	38.67%	102	19.92%
Mail Ballot	0		0	
Total	231	38.89%	111	18.69%
7012757				
Poll Place	0		0	
Vote by Mail	0		0	
Mail Ballot	38	24.68%	39	25.32%
Total	38	24.68%	39	25.32%
7013369				
Poll Place	0		0	
Vote by Mail	0		0	
Mail Ballot	67	37.85%	32	18.08%
Total	67	37.85%	32	18.08%
7030371				
Poll Place	0		0	
Vote by Mail	0		0	
Mail Ballot	105	40.54%	44	16.99%
Total	105	40.54%	44	16.99%

Precinct	LAUREL POWELL		WILLIAM C. MCCALLA		Total Votes
0032751					
Poll Place	27	21.09%	33	25.78%	128
Vote by Mail	132	21.39%	114	18.48%	617
Mail Ballot	0		0		0
Total	159	21.34%	147	19.73%	745
0032762					
Poll Place	9	11.11%	20	24.69%	81
Vote by Mail	126	21.07%	111	18.56%	598
Mail Ballot	0		0		0
Total	135	19.88%	131	19.29%	679
0051728					
Poll Place	24	29.27%	16	19.51%	82
Vote by Mail	107	20.90%	105	20.51%	512
Mail Ballot	0		0		0
Total	131	22.05%	121	20.37%	594
7012757					
Poll Place	0		0		0
Vote by Mail	0		0		0
Mail Ballot	39	25.32%	38	24.68%	154
Total	39	25.32%	38	24.68%	154
7013369					
Poll Place	0		0		0
Vote by Mail	0		0		0
Mail Ballot	41	23.16%	37	20.90%	177
Total	41	23.16%	37	20.90%	177
7030371					
Poll Place	0		0		0
Vote by Mail	0		0		0
Mail Ballot	62	23.94%	48	18.53%	259
Total	62	23.94%	48	18.53%	259

Precinct	Registered Voters
7031212	
Poll Place	253
Vote by Mail	253
Mail Ballot	253
Total	253
7032381	
Poll Place	52
Vote by Mail	52
Mail Ballot	52
Total	52
7032386	
Poll Place	4
Vote by Mail	4
Mail Ballot	4
Total	4
7032387	
Poll Place	149
Vote by Mail	149
Mail Ballot	149
Total	149
7032752	
Poll Place	80
Vote by Mail	80
Mail Ballot	80
Total	80
7033223	
Poll Place	198
Vote by Mail	198
Mail Ballot	198
Total	198

Precinct	STEVEN A. AGUILAR		RICHARD H. HARGER	
7031212				
Poll Place	0		0	
Vote by Mail	0		0	
Mail Ballot	87	40.65%	37	17.29%
Total	87	40.65%	37	17.29%
7032381				
Poll Place	0		0	
Vote by Mail	0		0	
Mail Ballot	17	26.98%	15	23.81%
Total	17	26.98%	15	23.81%
7032386				
Poll Place	0		0	
Vote by Mail	0		0	
Mail Ballot	1	20.00%	1	20.00%
Total	1	20.00%	1	20.00%
7032387				
Poll Place	0		0	
Vote by Mail	0		0	
Mail Ballot	59	40.14%	27	18.37%
Total	59	40.14%	27	18.37%
7032752				
Poll Place	0		0	
Vote by Mail	0		0	
Mail Ballot	27	20.93%	33	25.58%
Total	27	20.93%	33	25.58%
7033223				
Poll Place	0		0	
Vote by Mail	0		0	
Mail Ballot	79	43.41%	30	16.48%
Total	79	43.41%	30	16.48%

Precinct	LAUREL POWELL		WILLIAM C. MCCALLA		Total Votes
7031212					
Poll Place	0		0		0
Vote by Mail	0		0		0
Mail Ballot	49	22.90%	41	19.16%	214
Total	49	22.90%	41	19.16%	214
7032381					
Poll Place	0		0		0
Vote by Mail	0		0		0
Mail Ballot	15	23.81%	16	25.40%	63
Total	15	23.81%	16	25.40%	63
7032386					
Poll Place	0		0		0
Vote by Mail	0		0		0
Mail Ballot	2	40.00%	1	20.00%	5
Total	2	40.00%	1	20.00%	5
7032387					
Poll Place	0		0		0
Vote by Mail	0		0		0
Mail Ballot	30	20.41%	31	21.09%	147
Total	30	20.41%	31	21.09%	147
7032752					
Poll Place	0		0		0
Vote by Mail	0		0		0
Mail Ballot	41	31.78%	28	21.71%	129
Total	41	31.78%	28	21.71%	129
7033223					
Poll Place	0		0		0
Vote by Mail	0		0		0
Mail Ballot	39	21.43%	34	18.68%	182
Total	39	21.43%	34	18.68%	182

Precinct	Registered Voters
7033226	
Poll Place	225
Vote by Mail	225
Mail Ballot	225
Total	225
7050563	
Poll Place	0
Vote by Mail	0
Mail Ballot	0
Total	0
7051704	
Poll Place	70
Vote by Mail	70
Mail Ballot	70
Total	70
7052140	
Poll Place	203
Vote by Mail	203
Mail Ballot	203
Total	203
Kern County - Total	14,887
Cumulative	
Cumulative	
Poll Place	0
Vote by Mail	0
Mail Ballot	0
Total	0
Cumulative - Total	0
County - Total	14,887

Precinct	STEVEN A. AGUILAR		RICHARD H. HARGER	
7033226				
Poll Place	0		0	
Vote by Mail	0		0	
Mail Ballot	80	36.36%	46	20.91%
Total	80	36.36%	46	20.91%
7050563				
Poll Place	0		0	
Vote by Mail	0		0	
Mail Ballot	0		0	
Total	0		0	
7051704				
Poll Place	0		0	
Vote by Mail	0		0	
Mail Ballot	24	47.06%	6	11.76%
Total	24	47.06%	6	11.76%
7052140				
Poll Place	0		0	
Vote by Mail	0		0	
Mail Ballot	84	39.25%	37	17.29%
Total	84	39.25%	37	17.29%
Kern County - Total	5,537	37.27%	2,662	17.92%
Cumulative				
Cumulative				
Poll Place	0		0	
Vote by Mail	0		0	
Mail Ballot	0		0	
Total	0		0	
Cumulative - Total	0		0	
County - Total	5,537	37.27%	2,662	17.92%

Precinct	LAUREL POWELL		WILLIAM C. MCCALLA		Total Votes
7033226					
Poll Place	0		0		0
Vote by Mail	0		0		0
Mail Ballot	46	20.91%	48	21.82%	220
Total	46	20.91%	48	21.82%	220
7050563					
Poll Place	0		0		0
Vote by Mail	0		0		0
Mail Ballot	0		0		0
Total	0		0		0
7051704					
Poll Place	0		0		0
Vote by Mail	0		0		0
Mail Ballot	10	19.61%	11	21.57%	51
Total	10	19.61%	11	21.57%	51
7052140					
Poll Place	0		0		0
Vote by Mail	0		0		0
Mail Ballot	53	24.77%	40	18.69%	214
Total	53	24.77%	40	18.69%	214
Kern County - Total	3,556	23.94%	3,101	20.87%	14,856
Cumulative					
Cumulative					
Poll Place	0		0		0
Vote by Mail	0		0		0
Mail Ballot	0		0		0
Total	0		0		0
Cumulative - Total	0		0		0
County - Total	3,556	23.94%	3,101	20.87%	14,856

Rosamond C.S.D. Director (Vote for 2)

Precinct	Registered Voters
County	
Kern County	
0023020	
Poll Place	1,053
Vote by Mail	1,053
Mail Ballot	1,053
Total	1,053
0023021	
Poll Place	1,557
Vote by Mail	1,557
Mail Ballot	1,557
Total	1,557
0023023	
Poll Place	1,235
Vote by Mail	1,235
Mail Ballot	1,235
Total	1,235
0023025	
Poll Place	1,159
Vote by Mail	1,159
Mail Ballot	1,159
Total	1,159
0023030	
Poll Place	1,411
Vote by Mail	1,411
Mail Ballot	1,411
Total	1,411

Precinct	BYRON GLENNAN		ALFRED EUGENE WALLIS	
County				
Kern County				
0023020				
Poll Place	56	43.75%	37	28.91%
Vote by Mail	324	41.75%	214	27.58%
Mail Ballot	0		0	
Total	380	42.04%	251	27.77%
0023021				
Poll Place	94	43.52%	65	30.09%
Vote by Mail	443	42.60%	312	30.00%
Mail Ballot	0		0	
Total	537	42.75%	377	30.02%
0023023				
Poll Place	50	38.17%	41	31.30%
Vote by Mail	356	36.55%	270	27.72%
Mail Ballot	0		0	
Total	406	36.74%	311	28.14%
0023025				
Poll Place	77	36.15%	77	36.15%
Vote by Mail	366	39.83%	276	30.03%
Mail Ballot	0		0	
Total	443	39.13%	353	31.18%
0023030				
Poll Place	98	46.01%	68	31.92%
Vote by Mail	370	44.63%	266	32.09%
Mail Ballot	0		0	
Total	468	44.91%	334	32.05%

Precinct	GREGORY C. WASHINGTON		Total Votes
County			
Kern County			
0023020			
Poll Place	35	27.34%	128
Vote by Mail	238	30.67%	776
Mail Ballot	0		0
Total	273	30.20%	904
0023021			
Poll Place	57	26.39%	216
Vote by Mail	285	27.40%	1,040
Mail Ballot	0		0
Total	342	27.23%	1,256
0023023			
Poll Place	40	30.53%	131
Vote by Mail	348	35.73%	974
Mail Ballot	0		0
Total	388	35.11%	1,105
0023025			
Poll Place	59	27.70%	213
Vote by Mail	277	30.14%	919
Mail Ballot	0		0
Total	336	29.68%	1,132
0023030			
Poll Place	47	22.07%	213
Vote by Mail	193	23.28%	829
Mail Ballot	0		0
Total	240	23.03%	1,042

Precinct	Registered Voters
0023031	
Poll Place	918
Vote by Mail	918
Mail Ballot	918
Total	918
0023035	
Poll Place	1,205
Vote by Mail	1,205
Mail Ballot	1,205
Total	1,205
0023452	
Poll Place	854
Vote by Mail	854
Mail Ballot	854
Total	854
7023024	
Poll Place	138
Vote by Mail	138
Mail Ballot	138
Total	138
Kern County - Total	9,530
Cumulative	
Cumulative	
Poll Place	0
Vote by Mail	0
Mail Ballot	0
Total	0
Cumulative - Total	0
County - Total	9,530

Precinct	BYRON GLENNAN		ALFRED EUGENE WALLIS	
0023031				
Poll Place	58	37.18%	58	37.18%
Vote by Mail	304	42.40%	226	31.52%
Mail Ballot	0		0	
Total	362	41.47%	284	32.53%
0023035				
Poll Place	76	40.64%	61	32.62%
Vote by Mail	379	40.19%	281	29.80%
Mail Ballot	0		0	
Total	455	40.27%	342	30.27%
0023452				
Poll Place	63	45.32%	46	33.09%
Vote by Mail	268	41.68%	219	34.06%
Mail Ballot	0		0	
Total	331	42.33%	265	33.89%
7023024				
Poll Place	0		0	
Vote by Mail	0		0	
Mail Ballot	28	27.45%	38	37.25%
Total	28	27.45%	38	37.25%
Kern County - Total	3,410	40.96%	2,555	30.69%
Cumulative				
Cumulative				
Poll Place	0		0	
Vote by Mail	0		0	
Mail Ballot	0		0	
Total	0		0	
Cumulative - Total	0		0	
County - Total	3,410	40.96%	2,555	30.69%

Precinct	GREGORY C. WASHINGTON		Total Votes
0023031			
Poll Place	40	25.64%	156
Vote by Mail	187	26.08%	717
Mail Ballot	0		0
Total	227	26.00%	873
0023035			
Poll Place	50	26.74%	187
Vote by Mail	283	30.01%	943
Mail Ballot	0		0
Total	333	29.47%	1,130
0023452			
Poll Place	30	21.58%	139
Vote by Mail	156	24.26%	643
Mail Ballot	0		0
Total	186	23.79%	782
7023024			
Poll Place	0		0
Vote by Mail	0		0
Mail Ballot	36	35.29%	102
Total	36	35.29%	102
Kern County - Total	2,361	28.36%	8,326
Cumulative			
Cumulative			
Poll Place	0		0
Vote by Mail	0		0
Mail Ballot	0		0
Total	0		0
Cumulative - Total	0		0
County - Total	2,361	28.36%	8,326

Kern Valley Healthcare Director-Full Term (Vote for 3)

Precinct	Registered Voters
County	
Kern County	
0011155	
Poll Place	1,261
Vote by Mail	1,261
Mail Ballot	1,261
Total	1,261
0011190	
Poll Place	1,610
Vote by Mail	1,610
Mail Ballot	1,610
Total	1,610
0011725	
Poll Place	1,209
Vote by Mail	1,209
Mail Ballot	1,209
Total	1,209
0012171	
Poll Place	945
Vote by Mail	945
Mail Ballot	945
Total	945
0012173	
Poll Place	667
Vote by Mail	667
Mail Ballot	667
Total	667

Precinct	JOHN R. BLYTHE		KATHERYN S ELCONIN	
County				
Kern County				
0011155				
Poll Place	69	20.06%	76	22.09%
Vote by Mail	323	22.86%	358	25.34%
Mail Ballot	0		0	
Total	392	22.31%	434	24.70%
0011190				
Poll Place	56	22.22%	63	25.00%
Vote by Mail	447	22.75%	503	25.60%
Mail Ballot	0		0	
Total	503	22.69%	566	25.53%
0011725				
Poll Place	45	17.51%	59	22.96%
Vote by Mail	397	25.13%	347	21.96%
Mail Ballot	0		0	
Total	442	24.06%	406	22.10%
0012171				
Poll Place	35	21.47%	40	24.54%
Vote by Mail	205	20.20%	253	24.93%
Mail Ballot	0		0	
Total	240	20.37%	293	24.87%
0012173				
Poll Place	30	17.54%	40	23.39%
Vote by Mail	170	22.55%	187	24.80%
Mail Ballot	0		0	
Total	200	21.62%	227	24.54%

Precinct	MICHAEL HESS		BARBARA ANNE CASAS		FRED CLARK		Total Votes
County							
Kern County							
0011155							
Poll Place	54	15.70%	56	16.28%	89	25.87%	344
Vote by Mail	217	15.36%	222	15.71%	293	20.74%	1,413
Mail Ballot	0		0		0		0
Total	271	15.42%	278	15.82%	382	21.74%	1,757
0011190							
Poll Place	38	15.08%	16	6.35%	79	31.35%	252
Vote by Mail	268	13.64%	315	16.03%	432	21.98%	1,965
Mail Ballot	0		0		0		0
Total	306	13.80%	331	14.93%	511	23.05%	2,217
0011725							
Poll Place	39	15.18%	39	15.18%	75	29.18%	257
Vote by Mail	213	13.48%	271	17.15%	352	22.28%	1,580
Mail Ballot	0		0		0		0
Total	252	13.72%	310	16.88%	427	23.24%	1,837
0012171							
Poll Place	21	12.88%	18	11.04%	49	30.06%	163
Vote by Mail	170	16.75%	131	12.91%	256	25.22%	1,015
Mail Ballot	0		0		0		0
Total	191	16.21%	149	12.65%	305	25.89%	1,178
0012173							
Poll Place	18	10.53%	28	16.37%	55	32.16%	171
Vote by Mail	110	14.59%	108	14.32%	179	23.74%	754
Mail Ballot	0		0		0		0
Total	128	13.84%	136	14.70%	234	25.30%	925

Precinct	Registered Voters
0012505	
Poll Place	1,106
Vote by Mail	1,106
Mail Ballot	1,106
Total	1,106
0012996	
Poll Place	838
Vote by Mail	838
Mail Ballot	838
Total	838
0013194	
Poll Place	535
Vote by Mail	535
Mail Ballot	535
Total	535
7011208	
Poll Place	11
Vote by Mail	11
Mail Ballot	11
Total	11
7011719	
Poll Place	250
Vote by Mail	250
Mail Ballot	250
Total	250
7011820	
Poll Place	90
Vote by Mail	90
Mail Ballot	90
Total	90

Precinct	JOHN R. BLYTHE		KATHERYN S ELCONIN	
0012505				
Poll Place	81	26.56%	71	23.28%
Vote by Mail	370	25.87%	318	22.24%
Mail Ballot	0		0	
Total	451	25.99%	389	22.42%
0012996				
Poll Place	42	24.00%	42	24.00%
Vote by Mail	276	23.31%	290	24.49%
Mail Ballot	0		0	
Total	318	23.40%	332	24.43%
0013194				
Poll Place	23	21.90%	19	18.10%
Vote by Mail	151	22.88%	175	26.52%
Mail Ballot	0		0	
Total	174	22.75%	194	25.36%
7011208				
Poll Place	0		0	
Vote by Mail	0		0	
Mail Ballot	3	25.00%	3	25.00%
Total	3	25.00%	3	25.00%
7011719				
Poll Place	0		0	
Vote by Mail	0		0	
Mail Ballot	65	19.82%	88	26.83%
Total	65	19.82%	88	26.83%
7011820				
Poll Place	0		0	
Vote by Mail	0		0	
Mail Ballot	29	22.48%	34	26.36%
Total	29	22.48%	34	26.36%

Precinct	MICHAEL HESS		BARBARA ANNE CASAS		FRED CLARK		Total Votes
0012505							
Poll Place	51	16.72%	31	10.16%	71	23.28%	305
Vote by Mail	228	15.94%	215	15.03%	299	20.91%	1,430
Mail Ballot	0		0		0		0
Total	279	16.08%	246	14.18%	370	21.33%	1,735
0012996							
Poll Place	22	12.57%	23	13.14%	46	26.29%	175
Vote by Mail	204	17.23%	153	12.92%	261	22.04%	1,184
Mail Ballot	0		0		0		0
Total	226	16.63%	176	12.95%	307	22.59%	1,359
0013194							
Poll Place	19	18.10%	14	13.33%	30	28.57%	105
Vote by Mail	123	18.64%	94	14.24%	117	17.73%	660
Mail Ballot	0		0		0		0
Total	142	18.56%	108	14.12%	147	19.22%	765
7011208							
Poll Place	0		0		0		0
Vote by Mail	0		0		0		0
Mail Ballot	1	8.33%	3	25.00%	2	16.67%	12
Total	1	8.33%	3	25.00%	2	16.67%	12
7011719							
Poll Place	0		0		0		0
Vote by Mail	0		0		0		0
Mail Ballot	50	15.24%	45	13.72%	80	24.39%	328
Total	50	15.24%	45	13.72%	80	24.39%	328
7011820							
Poll Place	0		0		0		0
Vote by Mail	0		0		0		0
Mail Ballot	13	10.08%	20	15.50%	33	25.58%	129
Total	13	10.08%	20	15.50%	33	25.58%	129

Precinct	Registered Voters
7011922	
Poll Place	208
Vote by Mail	208
Mail Ballot	208
Total	208
7012160	
Poll Place	261
Vote by Mail	261
Mail Ballot	261
Total	261
7012164	
Poll Place	129
Vote by Mail	129
Mail Ballot	129
Total	129
7023148	
Poll Place	12
Vote by Mail	12
Mail Ballot	12
Total	12
7023221	
Poll Place	0
Vote by Mail	0
Mail Ballot	0
Total	0
Kern County - Total	9,132
Cumulative	
Cumulative	
Poll Place	0
Vote by Mail	0
Mail Ballot	0
Total	0

Precinct	JOHN R. BLYTHE		KATHERYN S ELCONIN	
7011922				
Poll Place	0		0	
Vote by Mail	0		0	
Mail Ballot	81	24.70%	80	24.39%
Total	81	24.70%	80	24.39%
7012160				
Poll Place	0		0	
Vote by Mail	0		0	
Mail Ballot	79	20.68%	86	22.51%
Total	79	20.68%	86	22.51%
7012164				
Poll Place	0		0	
Vote by Mail	0		0	
Mail Ballot	57	26.27%	48	22.12%
Total	57	26.27%	48	22.12%
7023148				
Poll Place	0		0	
Vote by Mail	0		0	
Mail Ballot	2	11.76%	4	23.53%
Total	2	11.76%	4	23.53%
7023221				
Poll Place	0		0	
Vote by Mail	0		0	
Mail Ballot	0		0	
Total	0		0	
Kern County - Total	3,036	23.02%	3,184	24.15%
Cumulative				
Cumulative				
Poll Place	0		0	
Vote by Mail	0		0	
Mail Ballot	0		0	
Total	0		0	

Precinct	MICHAEL HESS		BARBARA ANNE CASAS		FRED CLARK		Total Votes
7011922							
Poll Place	0		0		0		0
Vote by Mail	0		0		0		0
Mail Ballot	46	14.02%	66	20.12%	55	16.77%	328
Total	46	14.02%	66	20.12%	55	16.77%	328
7012160							
Poll Place	0		0		0		0
Vote by Mail	0		0		0		0
Mail Ballot	65	17.02%	68	17.80%	84	21.99%	382
Total	65	17.02%	68	17.80%	84	21.99%	382
7012164							
Poll Place	0		0		0		0
Vote by Mail	0		0		0		0
Mail Ballot	31	14.29%	44	20.28%	37	17.05%	217
Total	31	14.29%	44	20.28%	37	17.05%	217
7023148							
Poll Place	0		0		0		0
Vote by Mail	0		0		0		0
Mail Ballot	3	17.65%	1	5.88%	7	41.18%	17
Total	3	17.65%	1	5.88%	7	41.18%	17
7023221							
Poll Place	0		0		0		0
Vote by Mail	0		0		0		0
Mail Ballot	0		0		0		0
Total	0		0		0		0
Kern County - Total	2,004	15.20%	1,981	15.02%	2,981	22.61%	13,186
Cumulative							
Cumulative							
Poll Place	0		0		0		0
Vote by Mail	0		0		0		0
Mail Ballot	0		0		0		0
Total	0		0		0		0

Precinct	Registered Voters
Cumulative - Total	0
County - Total	9,132

Precinct	JOHN R. BLYTHE		KATHERYN S ELCONIN	
Cumulative - Total	0		0	
County - Total	3,036	23.02%	3,184	24.15%

Precinct	MICHAEL HESS		BARBARA ANNE CASAS		FRED CLARK		Total Votes
Cumulative - Total	0		0		0		0
County - Total	2,004	15.20%	1,981	15.02%	2,981	22.61%	13,186

Kern Valley Healthcare Director-Short Term (Vote for 1)

Precinct	Registered Voters
County	
Kern County	
0011155	
Poll Place	1,261
Vote by Mail	1,261
Mail Ballot	1,261
Total	1,261
0011190	
Poll Place	1,610
Vote by Mail	1,610
Mail Ballot	1,610
Total	1,610
0011725	
Poll Place	1,209
Vote by Mail	1,209
Mail Ballot	1,209
Total	1,209
0012171	
Poll Place	945
Vote by Mail	945
Mail Ballot	945
Total	945
0012173	
Poll Place	667
Vote by Mail	667
Mail Ballot	667
Total	667

Precinct	ROSS ELLIOTT		DAVID J. FLUHART		Total Votes
County					
Kern County					
0011155					
Poll Place	104	61.18%	66	38.82%	170
Vote by Mail	448	71.68%	177	28.32%	625
Mail Ballot	0		0		0
Total	552	69.43%	243	30.57%	795
0011190					
Poll Place	96	64.43%	53	35.57%	149
Vote by Mail	680	72.49%	258	27.51%	938
Mail Ballot	0		0		0
Total	776	71.39%	311	28.61%	1,087
0011725					
Poll Place	68	52.31%	62	47.69%	130
Vote by Mail	536	74.76%	181	25.24%	717
Mail Ballot	0		0		0
Total	604	71.31%	243	28.69%	847
0012171					
Poll Place	68	69.39%	30	30.61%	98
Vote by Mail	350	69.44%	154	30.56%	504
Mail Ballot	0		0		0
Total	418	69.44%	184	30.56%	602
0012173					
Poll Place	70	59.83%	47	40.17%	117
Vote by Mail	266	70.56%	111	29.44%	377
Mail Ballot	0		0		0
Total	336	68.02%	158	31.98%	494

Precinct	Registered Voters
0012505	
Poll Place	1,106
Vote by Mail	1,106
Mail Ballot	1,106
Total	1,106
0012996	
Poll Place	838
Vote by Mail	838
Mail Ballot	838
Total	838
0013194	
Poll Place	535
Vote by Mail	535
Mail Ballot	535
Total	535
7011208	
Poll Place	11
Vote by Mail	11
Mail Ballot	11
Total	11
7011719	
Poll Place	250
Vote by Mail	250
Mail Ballot	250
Total	250
7011820	
Poll Place	90
Vote by Mail	90
Mail Ballot	90
Total	90

Precinct	ROSS ELLIOTT		DAVID J. FLUHART		Total Votes
0012505					
Poll Place	100	65.79%	52	34.21%	152
Vote by Mail	498	75.11%	165	24.89%	663
Mail Ballot	0		0		0
Total	598	73.37%	217	26.63%	815
0012996					
Poll Place	60	65.22%	32	34.78%	92
Vote by Mail	375	71.29%	151	28.71%	526
Mail Ballot	0		0		0
Total	435	70.39%	183	29.61%	618
0013194					
Poll Place	32	61.54%	20	38.46%	52
Vote by Mail	225	73.05%	83	26.95%	308
Mail Ballot	0		0		0
Total	257	71.39%	103	28.61%	360
7011208					
Poll Place	0		0		0
Vote by Mail	0		0		0
Mail Ballot	3	50.00%	3	50.00%	6
Total	3	50.00%	3	50.00%	6
7011719					
Poll Place	0		0		0
Vote by Mail	0		0		0
Mail Ballot	104	66.24%	53	33.76%	157
Total	104	66.24%	53	33.76%	157
7011820					
Poll Place	0		0		0
Vote by Mail	0		0		0
Mail Ballot	50	75.76%	16	24.24%	66
Total	50	75.76%	16	24.24%	66

Precinct	Registered Voters
7011922	
Poll Place	208
Vote by Mail	208
Mail Ballot	208
Total	208
7012160	
Poll Place	261
Vote by Mail	261
Mail Ballot	261
Total	261
7012164	
Poll Place	129
Vote by Mail	129
Mail Ballot	129
Total	129
7023148	
Poll Place	12
Vote by Mail	12
Mail Ballot	12
Total	12
7023221	
Poll Place	0
Vote by Mail	0
Mail Ballot	0
Total	0
Kern County - Total	9,132
Cumulative	
Cumulative	
Poll Place	0
Vote by Mail	0
Mail Ballot	0
Total	0

Precinct	ROSS ELLIOTT		DAVID J. FLUHART		Total Votes
7011922					
Poll Place	0		0		0
Vote by Mail	0		0		0
Mail Ballot	114	77.03%	34	22.97%	148
Total	114	77.03%	34	22.97%	148
7012160					
Poll Place	0		0		0
Vote by Mail	0		0		0
Mail Ballot	138	73.02%	51	26.98%	189
Total	138	73.02%	51	26.98%	189
7012164					
Poll Place	0		0		0
Vote by Mail	0		0		0
Mail Ballot	60	65.22%	32	34.78%	92
Total	60	65.22%	32	34.78%	92
7023148					
Poll Place	0		0		0
Vote by Mail	0		0		0
Mail Ballot	7	70.00%	3	30.00%	10
Total	7	70.00%	3	30.00%	10
7023221					
Poll Place	0		0		0
Vote by Mail	0		0		0
Mail Ballot	0		0		0
Total	0		0		0
Kern County - Total	4,452	70.82%	1,834	29.18%	6,286
Cumulative					
Cumulative					
Poll Place	0		0		0
Vote by Mail	0		0		0
Mail Ballot	0		0		0
Total	0		0		0

Precinct	Registered Voters
Cumulative - Total	0
County - Total	9,132

Precinct	ROSS ELLIOTT		DAVID J. FLUHART		Total Votes
Cumulative - Total	0		0		0
County - Total	4,452	70.82%	1,834	29.18%	6,286

Southwest Healthcare Director (Vote for 3)

Precinct	Registered Voters
County	
Kern County	
0041820	
Poll Place	1,420
Vote by Mail	1,420
Mail Ballot	1,420
Total	1,420
0042218	
Poll Place	847
Vote by Mail	847
Mail Ballot	847
Total	847
0042842	
Poll Place	1,330
Vote by Mail	1,330
Mail Ballot	1,330
Total	1,330
0042845	
Poll Place	1,159
Vote by Mail	1,159
Mail Ballot	1,159
Total	1,159
7022227	
Poll Place	0
Vote by Mail	0
Mail Ballot	0
Total	0

Precinct	CHERYL BERT		BARBARA "TOBY" BRAULT	
County				
Kern County				
0041820				
Poll Place	89	27.90%	93	29.15%
Vote by Mail	452	30.29%	402	26.94%
Mail Ballot	0		0	
Total	541	29.87%	495	27.33%
0042218				
Poll Place	68	29.06%	68	29.06%
Vote by Mail	193	30.39%	179	28.19%
Mail Ballot	0		0	
Total	261	30.03%	247	28.42%
0042842				
Poll Place	79	30.27%	74	28.35%
Vote by Mail	461	29.63%	457	29.37%
Mail Ballot	0		0	
Total	540	29.72%	531	29.22%
0042845				
Poll Place	105	31.82%	90	27.27%
Vote by Mail	352	32.84%	300	27.99%
Mail Ballot	0		0	
Total	457	32.60%	390	27.82%
7022227				
Poll Place	0		0	
Vote by Mail	0		0	
Mail Ballot	0		0	
Total	0		0	

Precinct	LINDA SHELDON		G RICK		Total Votes
County					
Kern County					
0041820					
Poll Place	95	29.78%	42	13.17%	319
Vote by Mail	460	30.83%	178	11.93%	1,492
Mail Ballot	0		0		0
Total	555	30.65%	220	12.15%	1,811
0042218					
Poll Place	67	28.63%	31	13.25%	234
Vote by Mail	181	28.50%	82	12.91%	635
Mail Ballot	0		0		0
Total	248	28.54%	113	13.00%	869
0042842					
Poll Place	79	30.27%	29	11.11%	261
Vote by Mail	473	30.40%	165	10.60%	1,556
Mail Ballot	0		0		0
Total	552	30.38%	194	10.68%	1,817
0042845					
Poll Place	99	30.00%	36	10.91%	330
Vote by Mail	312	29.10%	108	10.07%	1,072
Mail Ballot	0		0		0
Total	411	29.32%	144	10.27%	1,402
7022227					
Poll Place	0		0		0
Vote by Mail	0		0		0
Mail Ballot	0		0		0
Total	0		0		0

Precinct	Registered Voters
7023590	
Poll Place	0
Vote by Mail	0
Mail Ballot	0
Total	0
7041495	
Poll Place	216
Vote by Mail	216
Mail Ballot	216
Total	216
7041496	
Poll Place	12
Vote by Mail	12
Mail Ballot	12
Total	12
7042223	
Poll Place	5
Vote by Mail	5
Mail Ballot	5
Total	5
Kern County - Total	4,989
Cumulative	
Cumulative	
Poll Place	0
Vote by Mail	0
Mail Ballot	0
Total	0
Cumulative - Total	0
County - Total	4,989

Precinct	CHERYL BERT		BARBARA "TOBY" BRAULT	
7023590				
Poll Place	0		0	
Vote by Mail	0		0	
Mail Ballot	0		0	
Total	0		0	
7041495				
Poll Place	0		0	
Vote by Mail	0		0	
Mail Ballot	91	32.16%	88	31.10%
Total	91	32.16%	88	31.10%
7041496				
Poll Place	0		0	
Vote by Mail	0		0	
Mail Ballot	2	28.57%	2	28.57%
Total	2	28.57%	2	28.57%
7042223				
Poll Place	0		0	
Vote by Mail	0		0	
Mail Ballot	0	0.00%	1	33.33%
Total	0	0.00%	1	33.33%
Kern County - Total	1,892	30.56%	1,754	28.33%
Cumulative				
Cumulative				
Poll Place	0		0	
Vote by Mail	0		0	
Mail Ballot	0		0	
Total	0		0	
Cumulative - Total	0		0	
County - Total	1,892	30.56%	1,754	28.33%

Precinct	LINDA SHELDON		G RICK		Total Votes
7023590					
Poll Place	0		0		0
Vote by Mail	0		0		0
Mail Ballot	0		0		0
Total	0		0		0
7041495					
Poll Place	0		0		0
Vote by Mail	0		0		0
Mail Ballot	87	30.74%	17	6.01%	283
Total	87	30.74%	17	6.01%	283
7041496					
Poll Place	0		0		0
Vote by Mail	0		0		0
Mail Ballot	3	42.86%	0	0.00%	7
Total	3	42.86%	0	0.00%	7
7042223					
Poll Place	0		0		0
Vote by Mail	0		0		0
Mail Ballot	2	66.67%	0	0.00%	3
Total	2	66.67%	0	0.00%	3
Kern County - Total	1,858	30.01%	688	11.11%	6,192
Cumulative					
Cumulative					
Poll Place	0		0		0
Vote by Mail	0		0		0
Mail Ballot	0		0		0
Total	0		0		0
Cumulative - Total	0		0		0
County - Total	1,858	30.01%	688	11.11%	6,192

Frazier Park Public Util Director, Office 3 (Vote for 1)

Precinct	Registered Voters
County	
Kern County	
0041820	
Poll Place	1,420
Vote by Mail	1,420
Mail Ballot	1,420
Total	1,420
Kern County - Total	1,420
Cumulative	
Cumulative	
Poll Place	0
Vote by Mail	0
Mail Ballot	0
Total	0
Cumulative - Total	0
County - Total	1,420

Precinct	BRAHMA NEYMAN		G RICK		Total Votes
County					
Kern County					
0041820					
Poll Place	138	73.80%	49	26.20%	187
Vote by Mail	544	74.32%	188	25.68%	732
Mail Ballot	0		0		0
Total	682	74.21%	237	25.79%	919
Kern County - Total	682	74.21%	237	25.79%	919
Cumulative					
Cumulative					
Poll Place	0		0		0
Vote by Mail	0		0		0
Mail Ballot	0		0		0
Total	0		0		0
Cumulative - Total	0		0		0
County - Total	682	74.21%	237	25.79%	919

Lamont Public Utility Director, Office 3 (Vote for 1)

Precinct	Registered Voters
County	
Kern County	
0052034	
Poll Place	797
Vote by Mail	797
Mail Ballot	797
Total	797
0052180	
Poll Place	753
Vote by Mail	753
Mail Ballot	753
Total	753
0052182	
Poll Place	641
Vote by Mail	641
Mail Ballot	641
Total	641
0052183	
Poll Place	929
Vote by Mail	929
Mail Ballot	929
Total	929
0052184	
Poll Place	890
Vote by Mail	890
Mail Ballot	890
Total	890

Precinct	MAYRA A. MARTINEZ		JOSE G. CRUZ		Total Votes
County					
Kern County					
0052034					
Poll Place	23	39.66%	35	60.34%	58
Vote by Mail	165	51.08%	158	48.92%	323
Mail Ballot	0		0		0
Total	188	49.34%	193	50.66%	381
0052180					
Poll Place	38	56.72%	29	43.28%	67
Vote by Mail	178	50.14%	177	49.86%	355
Mail Ballot	0		0		0
Total	216	51.18%	206	48.82%	422
0052182					
Poll Place	19	63.33%	11	36.67%	30
Vote by Mail	153	49.84%	154	50.16%	307
Mail Ballot	0		0		0
Total	172	51.04%	165	48.96%	337
0052183					
Poll Place	33	45.83%	39	54.17%	72
Vote by Mail	179	45.09%	218	54.91%	397
Mail Ballot	0		0		0
Total	212	45.20%	257	54.80%	469
0052184					
Poll Place	28	45.90%	33	54.10%	61
Vote by Mail	214	48.86%	224	51.14%	438
Mail Ballot	0		0		0
Total	242	48.50%	257	51.50%	499

Precinct	Registered Voters
0052185	
Poll Place	410
Vote by Mail	410
Mail Ballot	410
Total	410
7022803	
Poll Place	42
Vote by Mail	42
Mail Ballot	42
Total	42
7051294	
Poll Place	63
Vote by Mail	63
Mail Ballot	63
Total	63
7051297	
Poll Place	209
Vote by Mail	209
Mail Ballot	209
Total	209
Kern County - Total	4,734
Cumulative	
Cumulative	
Poll Place	0
Vote by Mail	0
Mail Ballot	0
Total	0
Cumulative - Total	0
County - Total	4,734

Precinct	MAYRA A. MARTINEZ		JOSE G. CRUZ		Total Votes
0052185					
Poll Place	23	46.00%	27	54.00%	50
Vote by Mail	83	50.61%	81	49.39%	164
Mail Ballot	0		0		0
Total	106	49.53%	108	50.47%	214
7022803					
Poll Place	0		0		0
Vote by Mail	0		0		0
Mail Ballot	5	45.45%	6	54.55%	11
Total	5	45.45%	6	54.55%	11
7051294					
Poll Place	0		0		0
Vote by Mail	0		0		0
Mail Ballot	5	38.46%	8	61.54%	13
Total	5	38.46%	8	61.54%	13
7051297					
Poll Place	0		0		0
Vote by Mail	0		0		0
Mail Ballot	43	32.82%	88	67.18%	131
Total	43	32.82%	88	67.18%	131
Kern County - Total	1,189	48.00%	1,288	52.00%	2,477
Cumulative					
Cumulative					
Poll Place	0		0		0
Vote by Mail	0		0		0
Mail Ballot	0		0		0
Total	0		0		0
Cumulative - Total	0		0		0
County - Total	1,189	48.00%	1,288	52.00%	2,477

Bear Mt Rec & Park Director (Vote for 3)

Precinct	Registered Voters
County	
Kern County	
0050180	
Poll Place	1,094
Vote by Mail	1,094
Mail Ballot	1,094
Total	1,094
0050190	
Poll Place	1,444
Vote by Mail	1,444
Mail Ballot	1,444
Total	1,444
0050200	
Poll Place	1,155
Vote by Mail	1,155
Mail Ballot	1,155
Total	1,155
0050211	
Poll Place	1,674
Vote by Mail	1,674
Mail Ballot	1,674
Total	1,674
0052034	
Poll Place	797
Vote by Mail	797
Mail Ballot	797
Total	797

Precinct	FERNANDO ALONSO		DONNY HORTON	
County				
Kern County				
0050180				
Poll Place	39	28.26%	13	9.42%
Vote by Mail	264	23.55%	197	17.57%
Mail Ballot	0		0	
Total	303	24.07%	210	16.68%
0050190				
Poll Place	50	22.12%	39	17.26%
Vote by Mail	326	25.59%	216	16.95%
Mail Ballot	0		0	
Total	376	25.07%	255	17.00%
0050200				
Poll Place	52	34.21%	13	8.55%
Vote by Mail	276	26.74%	136	13.18%
Mail Ballot	0		0	
Total	328	27.70%	149	12.58%
0050211				
Poll Place	78	33.48%	24	10.30%
Vote by Mail	459	27.40%	216	12.90%
Mail Ballot	0		0	
Total	537	28.14%	240	12.58%
0052034				
Poll Place	30	27.03%	12	10.81%
Vote by Mail	177	26.70%	69	10.41%
Mail Ballot	0		0	
Total	207	26.74%	81	10.47%

Precinct	FERNANDO PIMENTEL		PETRA MACHUCA DE VILLANUEVA		ROBERT RODRIGUEZ		Total Votes
County							
Kern County							
0050180							
Poll Place	43	31.16%	20	14.49%	23	16.67%	138
Vote by Mail	330	29.44%	181	16.15%	149	13.29%	1,121
Mail Ballot	0		0		0		0
Total	373	29.63%	201	15.97%	172	13.66%	1,259
0050190							
Poll Place	67	29.65%	28	12.39%	42	18.58%	226
Vote by Mail	309	24.25%	232	18.21%	191	14.99%	1,274
Mail Ballot	0		0		0		0
Total	376	25.07%	260	17.33%	233	15.53%	1,500
0050200							
Poll Place	48	31.58%	17	11.18%	22	14.47%	152
Vote by Mail	296	28.68%	172	16.67%	152	14.73%	1,032
Mail Ballot	0		0		0		0
Total	344	29.05%	189	15.96%	174	14.70%	1,184
0050211							
Poll Place	67	28.76%	27	11.59%	37	15.88%	233
Vote by Mail	504	30.09%	257	15.34%	239	14.27%	1,675
Mail Ballot	0		0		0		0
Total	571	29.93%	284	14.88%	276	14.47%	1,908
0052034							
Poll Place	40	36.04%	14	12.61%	15	13.51%	111
Vote by Mail	196	29.56%	121	18.25%	100	15.08%	663
Mail Ballot	0		0		0		0
Total	236	30.49%	135	17.44%	115	14.86%	774

Precinct	Registered Voters
0052180	
Poll Place	753
Vote by Mail	753
Mail Ballot	753
Total	753
0052182	
Poll Place	641
Vote by Mail	641
Mail Ballot	641
Total	641
0052183	
Poll Place	929
Vote by Mail	929
Mail Ballot	929
Total	929
0052184	
Poll Place	890
Vote by Mail	890
Mail Ballot	890
Total	890
0052185	
Poll Place	410
Vote by Mail	410
Mail Ballot	410
Total	410
7021136	
Poll Place	0
Vote by Mail	0
Mail Ballot	0
Total	0

Precinct	FERNANDO ALONSO		DONNY HORTON	
0052180				
Poll Place	42	39.62%	7	6.60%
Vote by Mail	194	28.20%	83	12.06%
Mail Ballot	0		0	
Total	236	29.72%	90	11.34%
0052182				
Poll Place	20	42.55%	5	10.64%
Vote by Mail	157	25.99%	58	9.60%
Mail Ballot	0		0	
Total	177	27.19%	63	9.68%
0052183				
Poll Place	42	32.56%	9	6.98%
Vote by Mail	216	25.78%	93	11.10%
Mail Ballot	0		0	
Total	258	26.68%	102	10.55%
0052184				
Poll Place	33	33.67%	13	13.27%
Vote by Mail	236	28.33%	75	9.00%
Mail Ballot	0		0	
Total	269	28.89%	88	9.45%
0052185				
Poll Place	31	31.31%	12	12.12%
Vote by Mail	97	29.66%	54	16.51%
Mail Ballot	0		0	
Total	128	30.05%	66	15.49%
7021136				
Poll Place	0		0	
Vote by Mail	0		0	
Mail Ballot	0		0	
Total	0		0	

Precinct	FERNANDO PIMENTEL		PETRA MACHUCA DE VILLANUEVA		ROBERT RODRIGUEZ		Total Votes
0052180							
Poll Place	29	27.36%	14	13.21%	14	13.21%	106
Vote by Mail	194	28.20%	136	19.77%	81	11.77%	688
Mail Ballot	0		0		0		0
Total	223	28.09%	150	18.89%	95	11.96%	794
0052182							
Poll Place	11	23.40%	7	14.89%	4	8.51%	47
Vote by Mail	171	28.31%	111	18.38%	107	17.72%	604
Mail Ballot	0		0		0		0
Total	182	27.96%	118	18.13%	111	17.05%	651
0052183							
Poll Place	36	27.91%	18	13.95%	24	18.60%	129
Vote by Mail	242	28.88%	161	19.21%	126	15.04%	838
Mail Ballot	0		0		0		0
Total	278	28.75%	179	18.51%	150	15.51%	967
0052184							
Poll Place	22	22.45%	18	18.37%	12	12.24%	98
Vote by Mail	226	27.13%	164	19.69%	132	15.85%	833
Mail Ballot	0		0		0		0
Total	248	26.64%	182	19.55%	144	15.47%	931
0052185							
Poll Place	24	24.24%	19	19.19%	13	13.13%	99
Vote by Mail	71	21.71%	60	18.35%	45	13.76%	327
Mail Ballot	0		0		0		0
Total	95	22.30%	79	18.54%	58	13.62%	426
7021136							
Poll Place	0		0		0		0
Vote by Mail	0		0		0		0
Mail Ballot	0		0		0		0
Total	0		0		0		0

Precinct	Registered Voters
7021879	
Poll Place	0
Vote by Mail	0
Mail Ballot	0
Total	0
7021905	
Poll Place	2
Vote by Mail	2
Mail Ballot	2
Total	2
7022234	
Poll Place	22
Vote by Mail	22
Mail Ballot	22
Total	22
7022421	
Poll Place	43
Vote by Mail	43
Mail Ballot	43
Total	43
7022600	
Poll Place	15
Vote by Mail	15
Mail Ballot	15
Total	15
7022768	
Poll Place	0
Vote by Mail	0
Mail Ballot	0
Total	0

Precinct	FERNANDO ALONSO	DONNY HORTON
7021879		
Poll Place	0	0
Vote by Mail	0	0
Mail Ballot	0	0
Total	0	0
7021905		
Poll Place	0	0
Vote by Mail	0	0
Mail Ballot	1 33.33%	0 0.00%
Total	1 33.33%	0 0.00%
7022234		
Poll Place	0	0
Vote by Mail	0	0
Mail Ballot	5 12.50%	11 27.50%
Total	5 12.50%	11 27.50%
7022421		
Poll Place	0	0
Vote by Mail	0	0
Mail Ballot	10 24.39%	12 29.27%
Total	10 24.39%	12 29.27%
7022600		
Poll Place	0	0
Vote by Mail	0	0
Mail Ballot	2 16.67%	4 33.33%
Total	2 16.67%	4 33.33%
7022768		
Poll Place	0	0
Vote by Mail	0	0
Mail Ballot	0	0
Total	0	0

Precinct	FERNANDO PIMENTEL		PETRA MACHUCA DE VILLANUEVA		ROBERT RODRIGUEZ		Total Votes
7021879							
Poll Place	0		0		0		0
Vote by Mail	0		0		0		0
Mail Ballot	0		0		0		0
Total	0		0		0		0
7021905							
Poll Place	0		0		0		0
Vote by Mail	0		0		0		0
Mail Ballot	0	0.00%	1	33.33%	1	33.33%	3
Total	0	0.00%	1	33.33%	1	33.33%	3
7022234							
Poll Place	0		0		0		0
Vote by Mail	0		0		0		0
Mail Ballot	5	12.50%	9	22.50%	10	25.00%	40
Total	5	12.50%	9	22.50%	10	25.00%	40
7022421							
Poll Place	0		0		0		0
Vote by Mail	0		0		0		0
Mail Ballot	5	12.20%	2	4.88%	12	29.27%	41
Total	5	12.20%	2	4.88%	12	29.27%	41
7022600							
Poll Place	0		0		0		0
Vote by Mail	0		0		0		0
Mail Ballot	3	25.00%	1	8.33%	2	16.67%	12
Total	3	25.00%	1	8.33%	2	16.67%	12
7022768							
Poll Place	0		0		0		0
Vote by Mail	0		0		0		0
Mail Ballot	0		0		0		0
Total	0		0		0		0

Precinct	Registered Voters
7022803	
Poll Place	42
Vote by Mail	42
Mail Ballot	42
Total	42
7022805	
Poll Place	158
Vote by Mail	158
Mail Ballot	158
Total	158
7023016	
Poll Place	0
Vote by Mail	0
Mail Ballot	0
Total	0
7023018	
Poll Place	0
Vote by Mail	0
Mail Ballot	0
Total	0
7023019	
Poll Place	0
Vote by Mail	0
Mail Ballot	0
Total	0
7023201	
Poll Place	4
Vote by Mail	4
Mail Ballot	4
Total	4

Precinct	FERNANDO ALONSO		DONNY HORTON	
7022803				
Poll Place	0		0	
Vote by Mail	0		0	
Mail Ballot	3	18.75%	0	0.00%
Total	3	18.75%	0	0.00%
7022805				
Poll Place	0		0	
Vote by Mail	0		0	
Mail Ballot	23	10.80%	60	28.17%
Total	23	10.80%	60	28.17%
7023016				
Poll Place	0		0	
Vote by Mail	0		0	
Mail Ballot	0		0	
Total	0		0	
7023018				
Poll Place	0		0	
Vote by Mail	0		0	
Mail Ballot	0		0	
Total	0		0	
7023019				
Poll Place	0		0	
Vote by Mail	0		0	
Mail Ballot	0		0	
Total	0		0	
7023201				
Poll Place	0		0	
Vote by Mail	0		0	
Mail Ballot	0	0.00%	1	100.00%
Total	0	0.00%	1	100.00%

Precinct	FERNANDO PIMENTEL		PETRA MACHUCA DE VILLANUEVA		ROBERT RODRIGUEZ		Total Votes
7022803							
Poll Place	0		0		0		0
Vote by Mail	0		0		0		0
Mail Ballot	10	62.50%	1	6.25%	2	12.50%	16
Total	10	62.50%	1	6.25%	2	12.50%	16
7022805							
Poll Place	0		0		0		0
Vote by Mail	0		0		0		0
Mail Ballot	35	16.43%	39	18.31%	56	26.29%	213
Total	35	16.43%	39	18.31%	56	26.29%	213
7023016							
Poll Place	0		0		0		0
Vote by Mail	0		0		0		0
Mail Ballot	0		0		0		0
Total	0		0		0		0
7023018							
Poll Place	0		0		0		0
Vote by Mail	0		0		0		0
Mail Ballot	0		0		0		0
Total	0		0		0		0
7023019							
Poll Place	0		0		0		0
Vote by Mail	0		0		0		0
Mail Ballot	0		0		0		0
Total	0		0		0		0
7023201							
Poll Place	0		0		0		0
Vote by Mail	0		0		0		0
Mail Ballot	0	0.00%	0	0.00%	0	0.00%	1
Total	0	0.00%	0	0.00%	0	0.00%	1

Precinct	Registered Voters
7023303	
Poll Place	0
Vote by Mail	0
Mail Ballot	0
Total	0
7023604	
Poll Place	0
Vote by Mail	0
Mail Ballot	0
Total	0
7023606	
Poll Place	0
Vote by Mail	0
Mail Ballot	0
Total	0
7023766	
Poll Place	1
Vote by Mail	1
Mail Ballot	1
Total	1
7025278	
Poll Place	0
Vote by Mail	0
Mail Ballot	0
Total	0
7050212	
Poll Place	0
Vote by Mail	0
Mail Ballot	0
Total	0

Precinct	FERNANDO ALONSO		DONNY HORTON	
7023303				
Poll Place	0		0	
Vote by Mail	0		0	
Mail Ballot	0		0	
Total	0		0	
7023604				
Poll Place	0		0	
Vote by Mail	0		0	
Mail Ballot	0		0	
Total	0		0	
7023606				
Poll Place	0		0	
Vote by Mail	0		0	
Mail Ballot	0		0	
Total	0		0	
7023766				
Poll Place	0		0	
Vote by Mail	0		0	
Mail Ballot	0	0.00%	1	33.33%
Total	0	0.00%	1	33.33%
7025278				
Poll Place	0		0	
Vote by Mail	0		0	
Mail Ballot	0		0	
Total	0		0	
7050212				
Poll Place	0		0	
Vote by Mail	0		0	
Mail Ballot	0		0	
Total	0		0	

Precinct	FERNANDO PIMENTEL		PETRA MACHUCA DE VILLANUEVA		ROBERT RODRIGUEZ		Total Votes
7023303							
Poll Place	0		0		0		0
Vote by Mail	0		0		0		0
Mail Ballot	0		0		0		0
Total	0		0		0		0
7023604							
Poll Place	0		0		0		0
Vote by Mail	0		0		0		0
Mail Ballot	0		0		0		0
Total	0		0		0		0
7023606							
Poll Place	0		0		0		0
Vote by Mail	0		0		0		0
Mail Ballot	0		0		0		0
Total	0		0		0		0
7023766							
Poll Place	0		0		0		0
Vote by Mail	0		0		0		0
Mail Ballot	1	33.33%	1	33.33%	0	0.00%	3
Total	1	33.33%	1	33.33%	0	0.00%	3
7025278							
Poll Place	0		0		0		0
Vote by Mail	0		0		0		0
Mail Ballot	0		0		0		0
Total	0		0		0		0
7050212							
Poll Place	0		0		0		0
Vote by Mail	0		0		0		0
Mail Ballot	0		0		0		0
Total	0		0		0		0

Precinct	Registered Voters
7050712	
Poll Place	0
Vote by Mail	0
Mail Ballot	0
Total	0
7051293	
Poll Place	177
Vote by Mail	177
Mail Ballot	177
Total	177
7051294	
Poll Place	63
Vote by Mail	63
Mail Ballot	63
Total	63
7051295	
Poll Place	15
Vote by Mail	15
Mail Ballot	15
Total	15
7051297	
Poll Place	209
Vote by Mail	209
Mail Ballot	209
Total	209
7051298	
Poll Place	289
Vote by Mail	289
Mail Ballot	289
Total	289

Precinct	FERNANDO ALONSO		DONNY HORTON	
7050712				
Poll Place	0		0	
Vote by Mail	0		0	
Mail Ballot	0		0	
Total	0		0	
7051293				
Poll Place	0		0	
Vote by Mail	0		0	
Mail Ballot	49	23.56%	35	16.83%
Total	49	23.56%	35	16.83%
7051294				
Poll Place	0		0	
Vote by Mail	0		0	
Mail Ballot	7	29.17%	4	16.67%
Total	7	29.17%	4	16.67%
7051295				
Poll Place	0		0	
Vote by Mail	0		0	
Mail Ballot	2	33.33%	0	0.00%
Total	2	33.33%	0	0.00%
7051297				
Poll Place	0		0	
Vote by Mail	0		0	
Mail Ballot	57	19.93%	62	21.68%
Total	57	19.93%	62	21.68%
7051298				
Poll Place	0		0	
Vote by Mail	0		0	
Mail Ballot	75	26.32%	45	15.79%
Total	75	26.32%	45	15.79%

Precinct	FERNANDO PIMENTEL		PETRA MACHUCA DE VILLANUEVA		ROBERT RODRIGUEZ		Total Votes
7050712							
Poll Place	0		0		0		0
Vote by Mail	0		0		0		0
Mail Ballot	0		0		0		0
Total	0		0		0		0
7051293							
Poll Place	0		0		0		0
Vote by Mail	0		0		0		0
Mail Ballot	41	19.71%	38	18.27%	45	21.63%	208
Total	41	19.71%	38	18.27%	45	21.63%	208
7051294							
Poll Place	0		0		0		0
Vote by Mail	0		0		0		0
Mail Ballot	3	12.50%	6	25.00%	4	16.67%	24
Total	3	12.50%	6	25.00%	4	16.67%	24
7051295							
Poll Place	0		0		0		0
Vote by Mail	0		0		0		0
Mail Ballot	2	33.33%	0	0.00%	2	33.33%	6
Total	2	33.33%	0	0.00%	2	33.33%	6
7051297							
Poll Place	0		0		0		0
Vote by Mail	0		0		0		0
Mail Ballot	62	21.68%	59	20.63%	46	16.08%	286
Total	62	21.68%	59	20.63%	46	16.08%	286
7051298							
Poll Place	0		0		0		0
Vote by Mail	0		0		0		0
Mail Ballot	79	27.72%	42	14.74%	44	15.44%	285
Total	79	27.72%	42	14.74%	44	15.44%	285

Precinct	Registered Voters
7051490	
Poll Place	7
Vote by Mail	7
Mail Ballot	7
Total	7
7051494	
Poll Place	5
Vote by Mail	5
Mail Ballot	5
Total	5
7051679	
Poll Place	71
Vote by Mail	71
Mail Ballot	71
Total	71
7051779	
Poll Place	0
Vote by Mail	0
Mail Ballot	0
Total	0
7053012	
Poll Place	114
Vote by Mail	114
Mail Ballot	114
Total	114
7053449	
Poll Place	11
Vote by Mail	11
Mail Ballot	11
Total	11

Precinct	FERNANDO ALONSO		DONNY HORTON	
7051490				
Poll Place	0		0	
Vote by Mail	0		0	
Mail Ballot	0	0.00%	2	40.00%
Total	0	0.00%	2	40.00%
7051494				
Poll Place	0		0	
Vote by Mail	0		0	
Mail Ballot	2	40.00%	1	20.00%
Total	2	40.00%	1	20.00%
7051679				
Poll Place	0		0	
Vote by Mail	0		0	
Mail Ballot	11	26.19%	4	9.52%
Total	11	26.19%	4	9.52%
7051779				
Poll Place	0		0	
Vote by Mail	0		0	
Mail Ballot	0		0	
Total	0		0	
7053012				
Poll Place	0		0	
Vote by Mail	0		0	
Mail Ballot	30	21.13%	36	25.35%
Total	30	21.13%	36	25.35%
7053449				
Poll Place	0		0	
Vote by Mail	0		0	
Mail Ballot	0	0.00%	7	53.85%
Total	0	0.00%	7	53.85%

Precinct	FERNANDO PIMENTEL		PETRA MACHUCA DE VILLANUEVA		ROBERT RODRIGUEZ		Total Votes
7051490							
Poll Place	0		0		0		0
Vote by Mail	0		0		0		0
Mail Ballot	0	0.00%	1	20.00%	2	40.00%	5
Total	0	0.00%	1	20.00%	2	40.00%	5
7051494							
Poll Place	0		0		0		0
Vote by Mail	0		0		0		0
Mail Ballot	1	20.00%	0	0.00%	1	20.00%	5
Total	1	20.00%	0	0.00%	1	20.00%	5
7051679							
Poll Place	0		0		0		0
Vote by Mail	0		0		0		0
Mail Ballot	9	21.43%	8	19.05%	10	23.81%	42
Total	9	21.43%	8	19.05%	10	23.81%	42
7051779							
Poll Place	0		0		0		0
Vote by Mail	0		0		0		0
Mail Ballot	0		0		0		0
Total	0		0		0		0
7053012							
Poll Place	0		0		0		0
Vote by Mail	0		0		0		0
Mail Ballot	30	21.13%	23	16.20%	23	16.20%	142
Total	30	21.13%	23	16.20%	23	16.20%	142
7053449							
Poll Place	0		0		0		0
Vote by Mail	0		0		0		0
Mail Ballot	1	7.69%	3	23.08%	2	15.38%	13
Total	1	7.69%	3	23.08%	2	15.38%	13

Precinct	Registered Voters
7053752	
Poll Place	10
Vote by Mail	10
Mail Ballot	10
Total	10
7053765	
Poll Place	2
Vote by Mail	2
Mail Ballot	2
Total	2
Kern County - Total	11,047
Cumulative	
Cumulative	
Poll Place	0
Vote by Mail	0
Mail Ballot	0
Total	0
Cumulative - Total	0
County - Total	11,047

Precinct	FERNANDO ALONSO		DONNY HORTON	
7053752				
Poll Place	0		0	
Vote by Mail	0		0	
Mail Ballot	2	10.53%	5	26.32%
Total	2	10.53%	5	26.32%
7053765				
Poll Place	0		0	
Vote by Mail	0		0	
Mail Ballot	2	33.33%	2	33.33%
Total	2	33.33%	2	33.33%
Kern County - Total	3,100	26.35%	1,636	13.91%
Cumulative				
Cumulative				
Poll Place	0		0	
Vote by Mail	0		0	
Mail Ballot	0		0	
Total	0		0	
Cumulative - Total	0		0	
County - Total	3,100	26.35%	1,636	13.91%

Precinct	FERNANDO PIMENTEL		PETRA MACHUCA DE VILLANUEVA		ROBERT RODRIGUEZ		Total Votes
7053752							
Poll Place	0		0		0		0
Vote by Mail	0		0		0		0
Mail Ballot	2	10.53%	5	26.32%	5	26.32%	19
Total	2	10.53%	5	26.32%	5	26.32%	19
7053765							
Poll Place	0		0		0		0
Vote by Mail	0		0		0		0
Mail Ballot	0	0.00%	0	0.00%	2	33.33%	6
Total	0	0.00%	0	0.00%	2	33.33%	6
Kern County - Total	3,215	27.33%	2,016	17.14%	1,797	15.28%	11,764
Cumulative							
Cumulative							
Poll Place	0		0		0		0
Vote by Mail	0		0		0		0
Mail Ballot	0		0		0		0
Total	0		0		0		0
Cumulative - Total	0		0		0		0
County - Total	3,215	27.33%	2,016	17.14%	1,797	15.28%	11,764

Indian Wells Vly Water Director (Vote for 3)

Precinct	Registered Voters
County	
Kern County	
0012921	
Poll Place	1,809
Vote by Mail	1,809
Mail Ballot	1,809
Total	1,809
0012922	
Poll Place	863
Vote by Mail	863
Mail Ballot	863
Total	863
0012923	
Poll Place	933
Vote by Mail	933
Mail Ballot	933
Total	933
0012924	
Poll Place	1,620
Vote by Mail	1,620
Mail Ballot	1,620
Total	1,620
0012925	
Poll Place	1,566
Vote by Mail	1,566
Mail Ballot	1,566
Total	1,566

Precinct	MALLORY BOYD		ANDREW GUETZKOW	
County				
Kern County				
0012921				
Poll Place	69	22.77%	24	7.92%
Vote by Mail	571	23.94%	258	10.82%
Mail Ballot	0		0	
Total	640	23.81%	282	10.49%
0012922				
Poll Place	36	20.93%	14	8.14%
Vote by Mail	295	23.69%	139	11.16%
Mail Ballot	0		0	
Total	331	23.36%	153	10.80%
0012923				
Poll Place	35	22.01%	13	8.18%
Vote by Mail	230	21.06%	115	10.53%
Mail Ballot	0		0	
Total	265	21.18%	128	10.23%
0012924				
Poll Place	69	25.27%	33	12.09%
Vote by Mail	547	23.64%	262	11.32%
Mail Ballot	0		0	
Total	616	23.81%	295	11.40%
0012925				
Poll Place	69	22.40%	25	8.12%
Vote by Mail	432	23.99%	234	12.99%
Mail Ballot	0		0	
Total	501	23.76%	259	12.28%

Precinct	CHUCK GRIFFIN		CHARLES "CHUCK" CORDELL		RON KICINSKI		Total Votes
County							
Kern County							
0012921							
Poll Place	97	32.01%	77	25.41%	36	11.88%	303
Vote by Mail	621	26.04%	514	21.55%	421	17.65%	2,385
Mail Ballot	0		0		0		0
Total	718	26.71%	591	21.99%	457	17.00%	2,688
0012922							
Poll Place	50	29.07%	45	26.16%	27	15.70%	172
Vote by Mail	328	26.35%	274	22.01%	209	16.79%	1,245
Mail Ballot	0		0		0		0
Total	378	26.68%	319	22.51%	236	16.65%	1,417
0012923							
Poll Place	47	29.56%	37	23.27%	27	16.98%	159
Vote by Mail	293	26.83%	258	23.63%	196	17.95%	1,092
Mail Ballot	0		0		0		0
Total	340	27.18%	295	23.58%	223	17.83%	1,251
0012924							
Poll Place	84	30.77%	47	17.22%	40	14.65%	273
Vote by Mail	604	26.10%	481	20.79%	420	18.15%	2,314
Mail Ballot	0		0		0		0
Total	688	26.59%	528	20.41%	460	17.78%	2,587
0012925							
Poll Place	95	30.84%	80	25.97%	39	12.66%	308
Vote by Mail	464	25.76%	379	21.04%	292	16.21%	1,801
Mail Ballot	0		0		0		0
Total	559	26.51%	459	21.76%	331	15.69%	2,109

Precinct	Registered Voters
0012927	
Poll Place	1,087
Vote by Mail	1,087
Mail Ballot	1,087
Total	1,087
0012928	
Poll Place	1,816
Vote by Mail	1,816
Mail Ballot	1,816
Total	1,816
0012929	
Poll Place	1,479
Vote by Mail	1,479
Mail Ballot	1,479
Total	1,479
0012933	
Poll Place	1,583
Vote by Mail	1,583
Mail Ballot	1,583
Total	1,583
0012934	
Poll Place	889
Vote by Mail	889
Mail Ballot	889
Total	889
0012935	
Poll Place	1,111
Vote by Mail	1,111
Mail Ballot	1,111
Total	1,111

Precinct	MALLORY BOYD		ANDREW GUETZKOW	
0012927				
Poll Place	61	21.71%	20	7.12%
Vote by Mail	310	22.71%	164	12.01%
Mail Ballot	0		0	
Total	371	22.54%	184	11.18%
0012928				
Poll Place	76	25.25%	32	10.63%
Vote by Mail	604	25.93%	254	10.91%
Mail Ballot	0		0	
Total	680	25.86%	286	10.87%
0012929				
Poll Place	57	19.59%	20	6.87%
Vote by Mail	467	22.84%	230	11.25%
Mail Ballot	0		0	
Total	524	22.43%	250	10.70%
0012933				
Poll Place	84	27.72%	23	7.59%
Vote by Mail	584	24.32%	268	11.16%
Mail Ballot	0		0	
Total	668	24.70%	291	10.76%
0012934				
Poll Place	45	19.82%	20	8.81%
Vote by Mail	220	21.17%	105	10.11%
Mail Ballot	0		0	
Total	265	20.93%	125	9.87%
0012935				
Poll Place	37	21.51%	17	9.88%
Vote by Mail	432	25.26%	219	12.81%
Mail Ballot	0		0	
Total	469	24.92%	236	12.54%

Precinct	CHUCK GRIFFIN		CHARLES "CHUCK" CORDELL		RON KICINSKI		Total Votes
0012927							
Poll Place	93	33.10%	71	25.27%	36	12.81%	281
Vote by Mail	406	29.74%	275	20.15%	210	15.38%	1,365
Mail Ballot	0		0		0		0
Total	499	30.32%	346	21.02%	246	14.95%	1,646
0012928							
Poll Place	99	32.89%	64	21.26%	30	9.97%	301
Vote by Mail	626	26.88%	465	19.97%	380	16.32%	2,329
Mail Ballot	0		0		0		0
Total	725	27.57%	529	20.11%	410	15.59%	2,630
0012929							
Poll Place	98	33.68%	77	26.46%	39	13.40%	291
Vote by Mail	531	25.97%	461	22.54%	356	17.41%	2,045
Mail Ballot	0		0		0		0
Total	629	26.93%	538	23.03%	395	16.91%	2,336
0012933							
Poll Place	77	25.41%	84	27.72%	35	11.55%	303
Vote by Mail	616	25.66%	507	21.12%	426	17.74%	2,401
Mail Ballot	0		0		0		0
Total	693	25.63%	591	21.86%	461	17.05%	2,704
0012934							
Poll Place	72	31.72%	55	24.23%	35	15.42%	227
Vote by Mail	288	27.72%	243	23.39%	183	17.61%	1,039
Mail Ballot	0		0		0		0
Total	360	28.44%	298	23.54%	218	17.22%	1,266
0012935							
Poll Place	46	26.74%	42	24.42%	30	17.44%	172
Vote by Mail	441	25.79%	340	19.88%	278	16.26%	1,710
Mail Ballot	0		0		0		0
Total	487	25.88%	382	20.30%	308	16.37%	1,882

Precinct	Registered Voters
0012941	
Poll Place	1,522
Vote by Mail	1,522
Mail Ballot	1,522
Total	1,522
0013070	
Poll Place	937
Vote by Mail	937
Mail Ballot	937
Total	937
0013072	
Poll Place	742
Vote by Mail	742
Mail Ballot	742
Total	742
0013076	
Poll Place	478
Vote by Mail	478
Mail Ballot	478
Total	478
0013078	
Poll Place	760
Vote by Mail	760
Mail Ballot	760
Total	760
7011835	
Poll Place	0
Vote by Mail	0
Mail Ballot	0
Total	0
Kern County - Total	19,195

Precinct	MALLORY BOYD		ANDREW GUETZKOW	
0012941				
Poll Place	52	23.11%	28	12.44%
Vote by Mail	501	23.99%	256	12.26%
Mail Ballot	0		0	
Total	553	23.91%	284	12.28%
0013070				
Poll Place	36	26.67%	9	6.67%
Vote by Mail	348	22.29%	161	10.31%
Mail Ballot	0		0	
Total	384	22.64%	170	10.02%
0013072				
Poll Place	25	17.86%	9	6.43%
Vote by Mail	258	21.90%	99	8.40%
Mail Ballot	0		0	
Total	283	21.47%	108	8.19%
0013076				
Poll Place	23	15.97%	6	4.17%
Vote by Mail	134	20.87%	48	7.48%
Mail Ballot	0		0	
Total	157	19.97%	54	6.87%
0013078				
Poll Place	47	16.61%	21	7.42%
Vote by Mail	180	22.53%	99	12.39%
Mail Ballot	0		0	
Total	227	20.98%	120	11.09%
7011835				
Poll Place	0		0	
Vote by Mail	0		0	
Mail Ballot	0		0	
Total	0		0	
Kern County - Total	6,934	23.34%	3,225	10.85%

Precinct	CHUCK GRIFFIN		CHARLES "CHUCK" CORDELL		RON KICINSKI		Total Votes
0012941							
Poll Place	67	29.78%	47	20.89%	31	13.78%	225
Vote by Mail	563	26.96%	438	20.98%	330	15.80%	2,088
Mail Ballot	0		0		0		0
Total	630	27.24%	485	20.97%	361	15.61%	2,313
0013070							
Poll Place	42	31.11%	25	18.52%	23	17.04%	135
Vote by Mail	418	26.78%	338	21.65%	296	18.96%	1,561
Mail Ballot	0		0		0		0
Total	460	27.12%	363	21.40%	319	18.81%	1,696
0013072							
Poll Place	45	32.14%	42	30.00%	19	13.57%	140
Vote by Mail	316	26.83%	266	22.58%	239	20.29%	1,178
Mail Ballot	0		0		0		0
Total	361	27.39%	308	23.37%	258	19.58%	1,318
0013076							
Poll Place	54	37.50%	39	27.08%	22	15.28%	144
Vote by Mail	188	29.28%	151	23.52%	121	18.85%	642
Mail Ballot	0		0		0		0
Total	242	30.79%	190	24.17%	143	18.19%	786
0013078							
Poll Place	104	36.75%	68	24.03%	43	15.19%	283
Vote by Mail	220	27.53%	178	22.28%	122	15.27%	799
Mail Ballot	0		0		0		0
Total	324	29.94%	246	22.74%	165	15.25%	1,082
7011835							
Poll Place	0		0		0		0
Vote by Mail	0		0		0		0
Mail Ballot	0		0		0		0
Total	0		0		0		0
Kern County - Total	8,093	27.24%	6,468	21.77%	4,991	16.80%	29,711

Precinct	Registered Voters
Cumulative	
Cumulative	
Poll Place	0
Vote by Mail	0
Mail Ballot	0
Total	0
Cumulative - Total	0
County - Total	19,195

Precinct	MALLORY BOYD		ANDREW GUETZKOW	
Cumulative				
Cumulative				
Poll Place	0		0	
Vote by Mail	0		0	
Mail Ballot	0		0	
Total	0		0	
Cumulative - Total	0		0	
County - Total	6,934	23.34%	3,225	10.85%

Precinct	CHUCK GRIFFIN		CHARLES "CHUCK" CORDELL		RON KICINSKI		Total Votes
Cumulative							
Cumulative							
Poll Place	0		0		0		0
Vote by Mail	0		0		0		0
Mail Ballot	0		0		0		0
Total	0		0		0		0
Cumulative - Total	0		0		0		0
County - Total	8,093	27.24%	6,468	21.77%	4,991	16.80%	29,711

Rand Communities Water Director (Vote for 2)

Precinct	Registered Voters
County	
Kern County	
7011870	
Poll Place	11
Vote by Mail	11
Mail Ballot	11
Total	11
7012856	
Poll Place	125
Vote by Mail	125
Mail Ballot	125
Total	125
7021230	
Poll Place	0
Vote by Mail	0
Mail Ballot	0
Total	0
Kern County - Total	136
Cumulative	
Cumulative	
Poll Place	0
Vote by Mail	0
Mail Ballot	0
Total	0
Cumulative - Total	0
County - Total	136

Precinct	BRET D. BALLINGER	BRENT BROWN
County		
Kern County		
7011870		
Poll Place	0	0
Vote by Mail	0	0
Mail Ballot	5 55.56%	2 22.22%
Total	5 55.56%	2 22.22%
7012856		
Poll Place	0	0
Vote by Mail	0	0
Mail Ballot	25 13.74%	44 24.18%
Total	25 13.74%	44 24.18%
7021230		
Poll Place	0	0
Vote by Mail	0	0
Mail Ballot	0	0
Total	0	0
Kern County - Total	30 15.71%	46 24.08%
Cumulative		
Cumulative		
Poll Place	0	0
Vote by Mail	0	0
Mail Ballot	0	0
Total	0	0
Cumulative - Total	0	0
County - Total	30 15.71%	46 24.08%

Precinct	WILLIAM H. LIEBSCHER		NIKKI GOLDFINCH		ERNEST NAPOLIS		Total Votes
County							
Kern County							
7011870							
Poll Place	0		0		0		0
Vote by Mail	0		0		0		0
Mail Ballot	0	0.00%	1	11.11%	1	11.11%	9
Total	0	0.00%	1	11.11%	1	11.11%	9
7012856							
Poll Place	0		0		0		0
Vote by Mail	0		0		0		0
Mail Ballot	19	10.44%	40	21.98%	54	29.67%	182
Total	19	10.44%	40	21.98%	54	29.67%	182
7021230							
Poll Place	0		0		0		0
Vote by Mail	0		0		0		0
Mail Ballot	0		0		0		0
Total	0		0		0		0
Kern County - Total	19	9.95%	41	21.47%	55	28.80%	191
Cumulative							
Cumulative							
Poll Place	0		0		0		0
Vote by Mail	0		0		0		0
Mail Ballot	0		0		0		0
Total	0		0		0		0
Cumulative - Total	0		0		0		0
County - Total	19	9.95%	41	21.47%	55	28.80%	191

Tehachapi-Cummings Water Director, Division 4 (Vote for 1)

Precinct	Registered Voters
County	
Kern County	
0021143	
Poll Place	1,124
Vote by Mail	1,124
Mail Ballot	1,124
Total	1,124
0021144	
Poll Place	983
Vote by Mail	983
Mail Ballot	983
Total	983
0021145	
Poll Place	1,444
Vote by Mail	1,444
Mail Ballot	1,444
Total	1,444
0021148	
Poll Place	852
Vote by Mail	852
Mail Ballot	852
Total	852
0021511	
Poll Place	382
Vote by Mail	382
Mail Ballot	382
Total	382

Precinct	RICK ZANUTTO		GERALD DAVIS		Total Votes
County					
Kern County					
0021143					
Poll Place	89	61.81%	55	38.19%	144
Vote by Mail	437	65.13%	234	34.87%	671
Mail Ballot	0		0		0
Total	526	64.54%	289	35.46%	815
0021144					
Poll Place	65	61.32%	41	38.68%	106
Vote by Mail	366	58.47%	260	41.53%	626
Mail Ballot	0		0		0
Total	431	58.88%	301	41.12%	732
0021145					
Poll Place	92	56.10%	72	43.90%	164
Vote by Mail	590	65.12%	316	34.88%	906
Mail Ballot	0		0		0
Total	682	63.74%	388	36.26%	1,070
0021148					
Poll Place	76	69.09%	34	30.91%	110
Vote by Mail	322	62.52%	193	37.48%	515
Mail Ballot	0		0		0
Total	398	63.68%	227	36.32%	625
0021511					
Poll Place	18	56.25%	14	43.75%	32
Vote by Mail	146	60.08%	97	39.92%	243
Mail Ballot	0		0		0
Total	164	59.64%	111	40.36%	275

Precinct	Registered Voters
0021512	
Poll Place	1,090
Vote by Mail	1,090
Mail Ballot	1,090
Total	1,090
0021513	
Poll Place	262
Vote by Mail	262
Mail Ballot	262
Total	262
0021885	
Poll Place	876
Vote by Mail	876
Mail Ballot	876
Total	876
0021886	
Poll Place	1,008
Vote by Mail	1,008
Mail Ballot	1,008
Total	1,008
0021888	
Poll Place	1,381
Vote by Mail	1,381
Mail Ballot	1,381
Total	1,381
0021889	
Poll Place	1,513
Vote by Mail	1,513
Mail Ballot	1,513
Total	1,513

Precinct	RICK ZANUTTO		GERALD DAVIS		Total Votes
0021512					
Poll Place	62	56.36%	48	43.64%	110
Vote by Mail	447	66.12%	229	33.88%	676
Mail Ballot	0		0		0
Total	509	64.76%	277	35.24%	786
0021513					
Poll Place	12	80.00%	3	20.00%	15
Vote by Mail	115	72.33%	44	27.67%	159
Mail Ballot	0		0		0
Total	127	72.99%	47	27.01%	174
0021885					
Poll Place	69	61.61%	43	38.39%	112
Vote by Mail	315	64.81%	171	35.19%	486
Mail Ballot	0		0		0
Total	384	64.21%	214	35.79%	598
0021886					
Poll Place	36	55.38%	29	44.62%	65
Vote by Mail	324	58.06%	234	41.94%	558
Mail Ballot	0		0		0
Total	360	57.78%	263	42.22%	623
0021888					
Poll Place	62	48.44%	66	51.56%	128
Vote by Mail	537	61.58%	335	38.42%	872
Mail Ballot	0		0		0
Total	599	59.90%	401	40.10%	1,000
0021889					
Poll Place	78	63.41%	45	36.59%	123
Vote by Mail	537	59.93%	359	40.07%	896
Mail Ballot	0		0		0
Total	615	60.35%	404	39.65%	1,019

Precinct	Registered Voters
0021894	
Poll Place	1,067
Vote by Mail	1,067
Mail Ballot	1,067
Total	1,067
0022480	
Poll Place	1,258
Vote by Mail	1,258
Mail Ballot	1,258
Total	1,258
0023211	
Poll Place	1,114
Vote by Mail	1,114
Mail Ballot	1,114
Total	1,114
0023212	
Poll Place	833
Vote by Mail	833
Mail Ballot	833
Total	833
0023401	
Poll Place	832
Vote by Mail	832
Mail Ballot	832
Total	832
0023402	
Poll Place	1,164
Vote by Mail	1,164
Mail Ballot	1,164
Total	1,164

Precinct	RICK ZANUTTO		GERALD DAVIS		Total Votes
0021894					
Poll Place	72	56.25%	56	43.75%	128
Vote by Mail	333	60.11%	221	39.89%	554
Mail Ballot	0		0		0
Total	405	59.38%	277	40.62%	682
0022480					
Poll Place	72	54.14%	61	45.86%	133
Vote by Mail	407	61.95%	250	38.05%	657
Mail Ballot	0		0		0
Total	479	60.63%	311	39.37%	790
0023211					
Poll Place	98	60.87%	63	39.13%	161
Vote by Mail	389	61.65%	242	38.35%	631
Mail Ballot	0		0		0
Total	487	61.49%	305	38.51%	792
0023212					
Poll Place	63	62.38%	38	37.62%	101
Vote by Mail	294	59.15%	203	40.85%	497
Mail Ballot	0		0		0
Total	357	59.70%	241	40.30%	598
0023401					
Poll Place	49	55.06%	40	44.94%	89
Vote by Mail	265	59.95%	177	40.05%	442
Mail Ballot	0		0		0
Total	314	59.13%	217	40.87%	531
0023402					
Poll Place	64	50.00%	64	50.00%	128
Vote by Mail	366	56.66%	280	43.34%	646
Mail Ballot	0		0		0
Total	430	55.56%	344	44.44%	774

Precinct	Registered Voters
0023404	
Poll Place	1,317
Vote by Mail	1,317
Mail Ballot	1,317
Total	1,317
0023406	
Poll Place	1,010
Vote by Mail	1,010
Mail Ballot	1,010
Total	1,010
7020176	
Poll Place	0
Vote by Mail	0
Mail Ballot	0
Total	0
7021514	
Poll Place	255
Vote by Mail	255
Mail Ballot	255
Total	255
7021637	
Poll Place	8
Vote by Mail	8
Mail Ballot	8
Total	8
7021879	
Poll Place	0
Vote by Mail	0
Mail Ballot	0
Total	0

Precinct	RICK ZANUTTO		GERALD DAVIS		Total Votes
0023404					
Poll Place	66	58.93%	46	41.07%	112
Vote by Mail	461	60.50%	301	39.50%	762
Mail Ballot	0		0		0
Total	527	60.30%	347	39.70%	874
0023406					
Poll Place	35	47.95%	38	52.05%	73
Vote by Mail	261	52.20%	239	47.80%	500
Mail Ballot	0		0		0
Total	296	51.66%	277	48.34%	573
7020176					
Poll Place	0		0		0
Vote by Mail	0		0		0
Mail Ballot	0		0		0
Total	0		0		0
7021514					
Poll Place	0		0		0
Vote by Mail	0		0		0
Mail Ballot	108	70.13%	46	29.87%	154
Total	108	70.13%	46	29.87%	154
7021637					
Poll Place	0		0		0
Vote by Mail	0		0		0
Mail Ballot	3	50.00%	3	50.00%	6
Total	3	50.00%	3	50.00%	6
7021879					
Poll Place	0		0		0
Vote by Mail	0		0		0
Mail Ballot	0		0		0
Total	0		0		0

Precinct	Registered Voters
7021923	
Poll Place	123
Vote by Mail	123
Mail Ballot	123
Total	123
7021924	
Poll Place	227
Vote by Mail	227
Mail Ballot	227
Total	227
7021925	
Poll Place	177
Vote by Mail	177
Mail Ballot	177
Total	177
7022205	
Poll Place	254
Vote by Mail	254
Mail Ballot	254
Total	254
7023019	
Poll Place	0
Vote by Mail	0
Mail Ballot	0
Total	0
7023201	
Poll Place	4
Vote by Mail	4
Mail Ballot	4
Total	4

Precinct	RICK ZANUTTO		GERALD DAVIS		Total Votes
7021923					
Poll Place	0		0		0
Vote by Mail	0		0		0
Mail Ballot	46	61.33%	29	38.67%	75
Total	46	61.33%	29	38.67%	75
7021924					
Poll Place	0		0		0
Vote by Mail	0		0		0
Mail Ballot	89	64.49%	49	35.51%	138
Total	89	64.49%	49	35.51%	138
7021925					
Poll Place	0		0		0
Vote by Mail	0		0		0
Mail Ballot	64	54.24%	54	45.76%	118
Total	64	54.24%	54	45.76%	118
7022205					
Poll Place	0		0		0
Vote by Mail	0		0		0
Mail Ballot	135	75.42%	44	24.58%	179
Total	135	75.42%	44	24.58%	179
7023019					
Poll Place	0		0		0
Vote by Mail	0		0		0
Mail Ballot	0		0		0
Total	0		0		0
7023201					
Poll Place	0		0		0
Vote by Mail	0		0		0
Mail Ballot	1	100.00%	0	0.00%	1
Total	1	100.00%	0	0.00%	1

Precinct	Registered Voters
7023395	
Poll Place	0
Vote by Mail	0
Mail Ballot	0
Total	0
7023476	
Poll Place	256
Vote by Mail	256
Mail Ballot	256
Total	256
7023606	
Poll Place	0
Vote by Mail	0
Mail Ballot	0
Total	0
Kern County - Total	20,814
Cumulative	
Cumulative	
Poll Place	0
Vote by Mail	0
Mail Ballot	0
Total	0
Cumulative - Total	0
County - Total	20,814

Precinct	RICK ZANUTTO		GERALD DAVIS		Total Votes
7023395					
Poll Place	0		0		0
Vote by Mail	0		0		0
Mail Ballot	0		0		0
Total	0		0		0
7023476					
Poll Place	0		0		0
Vote by Mail	0		0		0
Mail Ballot	110	65.09%	59	34.91%	169
Total	110	65.09%	59	34.91%	169
7023606					
Poll Place	0		0		0
Vote by Mail	0		0		0
Mail Ballot	0		0		0
Total	0		0		0
Kern County - Total	8,646	61.01%	5,525	38.99%	14,171
Cumulative					
Cumulative					
Poll Place	0		0		0
Vote by Mail	0		0		0
Mail Ballot	0		0		0
Total	0		0		0
Cumulative - Total	0		0		0
County - Total	8,646	61.01%	5,525	38.99%	14,171

West Kern Water Director (Vote for 3)

Precinct	Registered Voters
County	
Kern County	
0041780	
Poll Place	1,346
Vote by Mail	1,346
Mail Ballot	1,346
Total	1,346
0042390	
Poll Place	485
Vote by Mail	485
Mail Ballot	485
Total	485
0042630	
Poll Place	647
Vote by Mail	647
Mail Ballot	647
Total	647
0043170	
Poll Place	1,402
Vote by Mail	1,402
Mail Ballot	1,402
Total	1,402
0043310	
Poll Place	724
Vote by Mail	724
Mail Ballot	724
Total	724

Precinct	BO JO BRAVO		MELISSA LAW	
County				
Kern County				
0041780				
Poll Place	114	22.31%	68	13.31%
Vote by Mail	320	21.35%	172	11.47%
Mail Ballot	0		0	
Total	434	21.59%	240	11.94%
0042390				
Poll Place	27	18.24%	17	11.49%
Vote by Mail	107	17.20%	62	9.97%
Mail Ballot	0		0	
Total	134	17.40%	79	10.26%
0042630				
Poll Place	48	21.43%	27	12.05%
Vote by Mail	204	24.17%	88	10.43%
Mail Ballot	0		0	
Total	252	23.60%	115	10.77%
0043170				
Poll Place	58	26.24%	31	14.03%
Vote by Mail	332	21.99%	169	11.19%
Mail Ballot	0		0	
Total	390	22.53%	200	11.55%
0043310				
Poll Place	50	26.88%	18	9.68%
Vote by Mail	153	21.10%	72	9.93%
Mail Ballot	0		0	
Total	203	22.28%	90	9.88%

Precinct	GARY JAMES MORRIS		W. ROGER MILLER JR.		MICHELLE FOUST		DAVID A. WELLS		Total Votes
County									
Kern County									
0041780									
Poll Place	93	18.20%	71	13.89%	94	18.40%	71	13.89%	511
Vote by Mail	298	19.88%	225	15.01%	223	14.88%	261	17.41%	1,499
Mail Ballot	0		0		0		0		0
Total	391	19.45%	296	14.73%	317	15.77%	332	16.52%	2,010
0042390									
Poll Place	27	18.24%	25	16.89%	25	16.89%	27	18.24%	148
Vote by Mail	132	21.22%	121	19.45%	86	13.83%	114	18.33%	622
Mail Ballot	0		0		0		0		0
Total	159	20.65%	146	18.96%	111	14.42%	141	18.31%	770
0042630									
Poll Place	45	20.09%	34	15.18%	37	16.52%	33	14.73%	224
Vote by Mail	153	18.13%	140	16.59%	114	13.51%	145	17.18%	844
Mail Ballot	0		0		0		0		0
Total	198	18.54%	174	16.29%	151	14.14%	178	16.67%	1,068
0043170									
Poll Place	31	14.03%	25	11.31%	43	19.46%	33	14.93%	221
Vote by Mail	265	17.55%	256	16.95%	222	14.70%	266	17.62%	1,510
Mail Ballot	0		0		0		0		0
Total	296	17.10%	281	16.23%	265	15.31%	299	17.27%	1,731
0043310									
Poll Place	37	19.89%	29	15.59%	22	11.83%	30	16.13%	186
Vote by Mail	140	19.31%	124	17.10%	112	15.45%	124	17.10%	725
Mail Ballot	0		0		0		0		0
Total	177	19.43%	153	16.79%	134	14.71%	154	16.90%	911

Precinct	Registered Voters
0043320	
Poll Place	1,647
Vote by Mail	1,647
Mail Ballot	1,647
Total	1,647
0043340	
Poll Place	1,002
Vote by Mail	1,002
Mail Ballot	1,002
Total	1,002
7041143	
Poll Place	66
Vote by Mail	66
Mail Ballot	66
Total	66
7041149	
Poll Place	99
Vote by Mail	99
Mail Ballot	99
Total	99
7041505	
Poll Place	86
Vote by Mail	86
Mail Ballot	86
Total	86
7041665	
Poll Place	76
Vote by Mail	76
Mail Ballot	76
Total	76

Precinct	BO JO BRAVO		MELISSA LAW	
0043320				
Poll Place	105	26.32%	28	7.02%
Vote by Mail	635	24.53%	238	9.19%
Mail Ballot	0		0	
Total	740	24.77%	266	8.90%
0043340				
Poll Place	89	25.43%	36	10.29%
Vote by Mail	278	22.99%	102	8.44%
Mail Ballot	0		0	
Total	367	23.54%	138	8.85%
7041143				
Poll Place	0		0	
Vote by Mail	0		0	
Mail Ballot	25	20.66%	16	13.22%
Total	25	20.66%	16	13.22%
7041149				
Poll Place	0		0	
Vote by Mail	0		0	
Mail Ballot	28	24.14%	12	10.34%
Total	28	24.14%	12	10.34%
7041505				
Poll Place	0		0	
Vote by Mail	0		0	
Mail Ballot	39	22.54%	19	10.98%
Total	39	22.54%	19	10.98%
7041665				
Poll Place	0		0	
Vote by Mail	0		0	
Mail Ballot	26	18.57%	7	5.00%
Total	26	18.57%	7	5.00%

Precinct	GARY JAMES MORRIS		W. ROGER MILLER JR.		MICHELLE FOUST		DAVID A. WELLS		Total Votes
0043320									
Poll Place	75	18.80%	56	14.04%	43	10.78%	92	23.06%	399
Vote by Mail	473	18.27%	377	14.56%	292	11.28%	574	22.17%	2,589
Mail Ballot	0		0		0		0		0
Total	548	18.34%	433	14.49%	335	11.21%	666	22.29%	2,988
0043340									
Poll Place	56	16.00%	54	15.43%	47	13.43%	68	19.43%	350
Vote by Mail	253	20.93%	174	14.39%	155	12.82%	247	20.43%	1,209
Mail Ballot	0		0		0		0		0
Total	309	19.82%	228	14.62%	202	12.96%	315	20.21%	1,559
7041143									
Poll Place	0		0		0		0		0
Vote by Mail	0		0		0		0		0
Mail Ballot	23	19.01%	16	13.22%	22	18.18%	19	15.70%	121
Total	23	19.01%	16	13.22%	22	18.18%	19	15.70%	121
7041149									
Poll Place	0		0		0		0		0
Vote by Mail	0		0		0		0		0
Mail Ballot	15	12.93%	23	19.83%	15	12.93%	23	19.83%	116
Total	15	12.93%	23	19.83%	15	12.93%	23	19.83%	116
7041505									
Poll Place	0		0		0		0		0
Vote by Mail	0		0		0		0		0
Mail Ballot	34	19.65%	28	16.18%	20	11.56%	33	19.08%	173
Total	34	19.65%	28	16.18%	20	11.56%	33	19.08%	173
7041665									
Poll Place	0		0		0		0		0
Vote by Mail	0		0		0		0		0
Mail Ballot	28	20.00%	28	20.00%	14	10.00%	37	26.43%	140
Total	28	20.00%	28	20.00%	14	10.00%	37	26.43%	140

Precinct	Registered Voters
7041769	
Poll Place	240
Vote by Mail	240
Mail Ballot	240
Total	240
7041815	
Poll Place	0
Vote by Mail	0
Mail Ballot	0
Total	0
7042910	
Poll Place	0
Vote by Mail	0
Mail Ballot	0
Total	0
7043063	
Poll Place	0
Vote by Mail	0
Mail Ballot	0
Total	0
7043458	
Poll Place	0
Vote by Mail	0
Mail Ballot	0
Total	0
Kern County - Total	7,820
Cumulative	
Cumulative	
Poll Place	0
Vote by Mail	0
Mail Ballot	0
Total	0

Precinct	BO JO BRAVO		MELISSA LAW	
7041769				
Poll Place	0		0	
Vote by Mail	0		0	
Mail Ballot	80	19.80%	44	10.89%
Total	80	19.80%	44	10.89%
7041815				
Poll Place	0		0	
Vote by Mail	0		0	
Mail Ballot	0		0	
Total	0		0	
7042910				
Poll Place	0		0	
Vote by Mail	0		0	
Mail Ballot	0		0	
Total	0		0	
7043063				
Poll Place	0		0	
Vote by Mail	0		0	
Mail Ballot	0		0	
Total	0		0	
7043458				
Poll Place	0		0	
Vote by Mail	0		0	
Mail Ballot	0		0	
Total	0		0	
Kern County - Total	2,718	22.67%	1,226	10.22%
Cumulative				
Cumulative				
Poll Place	0		0	
Vote by Mail	0		0	
Mail Ballot	0		0	
Total	0		0	

Precinct	GARY JAMES MORRIS		W. ROGER MILLER JR.		MICHELLE FOUST		DAVID A. WELLS		Total Votes
7041769									
Poll Place	0		0		0		0		0
Vote by Mail	0		0		0		0		0
Mail Ballot	88	21.78%	65	16.09%	50	12.38%	77	19.06%	404
Total	88	21.78%	65	16.09%	50	12.38%	77	19.06%	404
7041815									
Poll Place	0		0		0		0		0
Vote by Mail	0		0		0		0		0
Mail Ballot	0		0		0		0		0
Total	0		0		0		0		0
7042910									
Poll Place	0		0		0		0		0
Vote by Mail	0		0		0		0		0
Mail Ballot	0		0		0		0		0
Total	0		0		0		0		0
7043063									
Poll Place	0		0		0		0		0
Vote by Mail	0		0		0		0		0
Mail Ballot	0		0		0		0		0
Total	0		0		0		0		0
7043458									
Poll Place	0		0		0		0		0
Vote by Mail	0		0		0		0		0
Mail Ballot	0		0		0		0		0
Total	0		0		0		0		0
Kern County - Total	2,266	18.90%	1,871	15.60%	1,636	13.64%	2,274	18.96%	11,991
Cumulative									
Cumulative									
Poll Place	0		0		0		0		0
Vote by Mail	0		0		0		0		0
Mail Ballot	0		0		0		0		0
Total	0		0		0		0		0

Precinct	Registered Voters
Cumulative - Total	0
County - Total	7,820

Precinct	BO JO BRAVO		MELISSA LAW	
Cumulative - Total	0		0	
County - Total	2,718	22.67%	1,226	10.22%

Precinct	GARY JAMES MORRIS		W. ROGER MILLER JR.		MICHELLE FOUST		DAVID A. WELLS		Total Votes
Cumulative - Total	0		0		0		0		0
County - Total	2,266	18.90%	1,871	15.60%	1,636	13.64%	2,274	18.96%	11,991

PROPOSITION 14 (Vote for 1)

Precinct	Registered Voters
County	
Kern County	
0011155	
Poll Place	1,261
Vote by Mail	1,261
Mail Ballot	1,261
Total	1,261
0011190	
Poll Place	1,610
Vote by Mail	1,610
Mail Ballot	1,610
Total	1,610
0011195	
Poll Place	1,366
Vote by Mail	1,366
Mail Ballot	1,366
Total	1,366
0011530	
Poll Place	929
Vote by Mail	929
Mail Ballot	929
Total	929
0011540	
Poll Place	1,054
Vote by Mail	1,054
Mail Ballot	1,054
Total	1,054

Precinct	Yes		No		Total Votes
County					
Kern County					
0011155					
Poll Place	70	32.56%	145	67.44%	215
Vote by Mail	241	32.74%	495	67.26%	736
Mail Ballot	0		0		0
Total	311	32.70%	640	67.30%	951
0011190					
Poll Place	47	28.48%	118	71.52%	165
Vote by Mail	359	34.13%	693	65.87%	1,052
Mail Ballot	0		0		0
Total	406	33.36%	811	66.64%	1,217
0011195					
Poll Place	43	18.07%	195	81.93%	238
Vote by Mail	248	25.78%	714	74.22%	962
Mail Ballot	0		0		0
Total	291	24.25%	909	75.75%	1,200
0011530					
Poll Place	55	67.90%	26	32.10%	81
Vote by Mail	280	62.64%	167	37.36%	447
Mail Ballot	0		0		0
Total	335	63.45%	193	36.55%	528
0011540					
Poll Place	43	61.43%	27	38.57%	70
Vote by Mail	312	61.30%	197	38.70%	509
Mail Ballot	0		0		0
Total	355	61.31%	224	38.69%	579

Precinct	Registered Voters
0011546	
Poll Place	1,123
Vote by Mail	1,123
Mail Ballot	1,123
Total	1,123
0011548	
Poll Place	1,615
Vote by Mail	1,615
Mail Ballot	1,615
Total	1,615
0011550	
Poll Place	1,408
Vote by Mail	1,408
Mail Ballot	1,408
Total	1,408
0011552	
Poll Place	1,346
Vote by Mail	1,346
Mail Ballot	1,346
Total	1,346
0011554	
Poll Place	1,660
Vote by Mail	1,660
Mail Ballot	1,660
Total	1,660
0011557	
Poll Place	1,632
Vote by Mail	1,632
Mail Ballot	1,632
Total	1,632

Precinct	Yes		No		Total Votes
0011546					
Poll Place	46	52.27%	42	47.73%	88
Vote by Mail	352	63.08%	206	36.92%	558
Mail Ballot	0		0		0
Total	398	61.61%	248	38.39%	646
0011548					
Poll Place	45	44.12%	57	55.88%	102
Vote by Mail	561	53.13%	495	46.88%	1,056
Mail Ballot	0		0		0
Total	606	52.33%	552	47.67%	1,158
0011550					
Poll Place	41	51.25%	39	48.75%	80
Vote by Mail	496	58.84%	347	41.16%	843
Mail Ballot	0		0		0
Total	537	58.18%	386	41.82%	923
0011552					
Poll Place	58	53.70%	50	46.30%	108
Vote by Mail	414	58.64%	292	41.36%	706
Mail Ballot	0		0		0
Total	472	57.99%	342	42.01%	814
0011554					
Poll Place	86	65.65%	45	34.35%	131
Vote by Mail	463	58.68%	326	41.32%	789
Mail Ballot	0		0		0
Total	549	59.67%	371	40.33%	920
0011557					
Poll Place	72	62.07%	44	37.93%	116
Vote by Mail	489	59.71%	330	40.29%	819
Mail Ballot	0		0		0
Total	561	60.00%	374	40.00%	935

Precinct	Registered Voters
0011570	
Poll Place	1,087
Vote by Mail	1,087
Mail Ballot	1,087
Total	1,087
0011580	
Poll Place	1,070
Vote by Mail	1,070
Mail Ballot	1,070
Total	1,070
0011610	
Poll Place	882
Vote by Mail	882
Mail Ballot	882
Total	882
0011626	
Poll Place	1,859
Vote by Mail	1,859
Mail Ballot	1,859
Total	1,859
0011725	
Poll Place	1,209
Vote by Mail	1,209
Mail Ballot	1,209
Total	1,209
0011990	
Poll Place	836
Vote by Mail	836
Mail Ballot	836
Total	836

Precinct	Yes		No		Total Votes
0011570					
Poll Place	61	52.59%	55	47.41%	116
Vote by Mail	302	55.62%	241	44.38%	543
Mail Ballot	0		0		0
Total	363	55.08%	296	44.92%	659
0011580					
Poll Place	52	54.74%	43	45.26%	95
Vote by Mail	334	56.32%	259	43.68%	593
Mail Ballot	0		0		0
Total	386	56.10%	302	43.90%	688
0011610					
Poll Place	55	52.88%	49	47.12%	104
Vote by Mail	261	55.06%	213	44.94%	474
Mail Ballot	0		0		0
Total	316	54.67%	262	45.33%	578
0011626					
Poll Place	55	53.92%	47	46.08%	102
Vote by Mail	640	54.70%	530	45.30%	1,170
Mail Ballot	0		0		0
Total	695	54.64%	577	45.36%	1,272
0011725					
Poll Place	58	36.48%	101	63.52%	159
Vote by Mail	310	37.62%	514	62.38%	824
Mail Ballot	0		0		0
Total	368	37.44%	615	62.56%	983
0011990					
Poll Place	32	18.82%	138	81.18%	170
Vote by Mail	197	40.37%	291	59.63%	488
Mail Ballot	0		0		0
Total	229	34.80%	429	65.20%	658

Precinct	Registered Voters
0011991	
Poll Place	876
Vote by Mail	876
Mail Ballot	876
Total	876
0012171	
Poll Place	945
Vote by Mail	945
Mail Ballot	945
Total	945
0012173	
Poll Place	667
Vote by Mail	667
Mail Ballot	667
Total	667
0012505	
Poll Place	1,106
Vote by Mail	1,106
Mail Ballot	1,106
Total	1,106
0012591	
Poll Place	1,253
Vote by Mail	1,253
Mail Ballot	1,253
Total	1,253
0012592	
Poll Place	1,136
Vote by Mail	1,136
Mail Ballot	1,136
Total	1,136

Precinct	Yes		No		Total Votes
0011991					
Poll Place	32	16.49%	162	83.51%	194
Vote by Mail	162	33.40%	323	66.60%	485
Mail Ballot	0		0		0
Total	194	28.57%	485	71.43%	679
0012171					
Poll Place	36	32.43%	75	67.57%	111
Vote by Mail	217	39.60%	331	60.40%	548
Mail Ballot	0		0		0
Total	253	38.39%	406	61.61%	659
0012173					
Poll Place	40	30.08%	93	69.92%	133
Vote by Mail	130	33.42%	259	66.58%	389
Mail Ballot	0		0		0
Total	170	32.57%	352	67.43%	522
0012505					
Poll Place	41	24.85%	124	75.15%	165
Vote by Mail	224	30.85%	502	69.15%	726
Mail Ballot	0		0		0
Total	265	29.74%	626	70.26%	891
0012591					
Poll Place	92	53.80%	79	46.20%	171
Vote by Mail	329	58.96%	229	41.04%	558
Mail Ballot	0		0		0
Total	421	57.75%	308	42.25%	729
0012592					
Poll Place	47	47.96%	51	52.04%	98
Vote by Mail	286	52.29%	261	47.71%	547
Mail Ballot	0		0		0
Total	333	51.63%	312	48.37%	645

Precinct	Registered Voters
0012593	
Poll Place	1,820
Vote by Mail	1,820
Mail Ballot	1,820
Total	1,820
0012620	
Poll Place	1,480
Vote by Mail	1,480
Mail Ballot	1,480
Total	1,480
0012622	
Poll Place	1,303
Vote by Mail	1,303
Mail Ballot	1,303
Total	1,303
0012623	
Poll Place	1,824
Vote by Mail	1,824
Mail Ballot	1,824
Total	1,824
0012650	
Poll Place	1,338
Vote by Mail	1,338
Mail Ballot	1,338
Total	1,338
0012670	
Poll Place	1,586
Vote by Mail	1,586
Mail Ballot	1,586
Total	1,586

Precinct	Yes		No		Total Votes
0012593					
Poll Place	94	48.45%	100	51.55%	194
Vote by Mail	543	58.70%	382	41.30%	925
Mail Ballot	0		0		0
Total	637	56.93%	482	43.07%	1,119
0012620					
Poll Place	39	23.35%	128	76.65%	167
Vote by Mail	313	35.65%	565	64.35%	878
Mail Ballot	0		0		0
Total	352	33.68%	693	66.32%	1,045
0012622					
Poll Place	30	24.19%	94	75.81%	124
Vote by Mail	268	31.49%	583	68.51%	851
Mail Ballot	0		0		0
Total	298	30.56%	677	69.44%	975
0012623					
Poll Place	73	25.17%	217	74.83%	290
Vote by Mail	369	35.18%	680	64.82%	1,049
Mail Ballot	0		0		0
Total	442	33.01%	897	66.99%	1,339
0012650					
Poll Place	22	16.54%	111	83.46%	133
Vote by Mail	224	24.32%	697	75.68%	921
Mail Ballot	0		0		0
Total	246	23.34%	808	76.66%	1,054
0012670					
Poll Place	62	27.68%	162	72.32%	224
Vote by Mail	321	33.26%	644	66.74%	965
Mail Ballot	0		0		0
Total	383	32.21%	806	67.79%	1,189

Precinct	Registered Voters
0012709	
Poll Place	1,124
Vote by Mail	1,124
Mail Ballot	1,124
Total	1,124
0012921	
Poll Place	1,809
Vote by Mail	1,809
Mail Ballot	1,809
Total	1,809
0012922	
Poll Place	863
Vote by Mail	863
Mail Ballot	863
Total	863
0012923	
Poll Place	933
Vote by Mail	933
Mail Ballot	933
Total	933
0012924	
Poll Place	1,620
Vote by Mail	1,620
Mail Ballot	1,620
Total	1,620
0012925	
Poll Place	1,566
Vote by Mail	1,566
Mail Ballot	1,566
Total	1,566

Precinct	Yes		No		Total Votes
0012709					
Poll Place	52	33.12%	105	66.88%	157
Vote by Mail	250	35.61%	452	64.39%	702
Mail Ballot	0		0		0
Total	302	35.16%	557	64.84%	859
0012921					
Poll Place	54	30.86%	121	69.14%	175
Vote by Mail	481	40.35%	711	59.65%	1,192
Mail Ballot	0		0		0
Total	535	39.14%	832	60.86%	1,367
0012922					
Poll Place	23	25.56%	67	74.44%	90
Vote by Mail	236	39.27%	365	60.73%	601
Mail Ballot	0		0		0
Total	259	37.48%	432	62.52%	691
0012923					
Poll Place	26	29.21%	63	70.79%	89
Vote by Mail	222	38.74%	351	61.26%	573
Mail Ballot	0		0		0
Total	248	37.46%	414	62.54%	662
0012924					
Poll Place	58	34.12%	112	65.88%	170
Vote by Mail	470	40.94%	678	59.06%	1,148
Mail Ballot	0		0		0
Total	528	40.06%	790	59.94%	1,318
0012925					
Poll Place	58	31.87%	124	68.13%	182
Vote by Mail	420	44.54%	523	55.46%	943
Mail Ballot	0		0		0
Total	478	42.49%	647	57.51%	1,125

Precinct	Registered Voters
0012927	
Poll Place	1,087
Vote by Mail	1,087
Mail Ballot	1,087
Total	1,087
0012928	
Poll Place	1,816
Vote by Mail	1,816
Mail Ballot	1,816
Total	1,816
0012929	
Poll Place	1,479
Vote by Mail	1,479
Mail Ballot	1,479
Total	1,479
0012933	
Poll Place	1,583
Vote by Mail	1,583
Mail Ballot	1,583
Total	1,583
0012934	
Poll Place	889
Vote by Mail	889
Mail Ballot	889
Total	889
0012935	
Poll Place	1,111
Vote by Mail	1,111
Mail Ballot	1,111
Total	1,111

Precinct	Yes		No		Total Votes
0012927					
Poll Place	51	32.48%	106	67.52%	157
Vote by Mail	271	38.39%	435	61.61%	706
Mail Ballot	0		0		0
Total	322	37.31%	541	62.69%	863
0012928					
Poll Place	53	31.93%	113	68.07%	166
Vote by Mail	463	39.54%	708	60.46%	1,171
Mail Ballot	0		0		0
Total	516	38.59%	821	61.41%	1,337
0012929					
Poll Place	36	22.22%	126	77.78%	162
Vote by Mail	358	35.69%	645	64.31%	1,003
Mail Ballot	0		0		0
Total	394	33.82%	771	66.18%	1,165
0012933					
Poll Place	40	23.12%	133	76.88%	173
Vote by Mail	415	35.71%	747	64.29%	1,162
Mail Ballot	0		0		0
Total	455	34.08%	880	65.92%	1,335
0012934					
Poll Place	31	25.00%	93	75.00%	124
Vote by Mail	196	37.05%	333	62.95%	529
Mail Ballot	0		0		0
Total	227	34.76%	426	65.24%	653
0012935					
Poll Place	22	24.72%	67	75.28%	89
Vote by Mail	311	37.52%	518	62.48%	829
Mail Ballot	0		0		0
Total	333	36.27%	585	63.73%	918

Precinct	Registered Voters
0012941	
Poll Place	1,522
Vote by Mail	1,522
Mail Ballot	1,522
Total	1,522
0012996	
Poll Place	838
Vote by Mail	838
Mail Ballot	838
Total	838
0013070	
Poll Place	937
Vote by Mail	937
Mail Ballot	937
Total	937
0013072	
Poll Place	742
Vote by Mail	742
Mail Ballot	742
Total	742
0013076	
Poll Place	478
Vote by Mail	478
Mail Ballot	478
Total	478
0013078	
Poll Place	760
Vote by Mail	760
Mail Ballot	760
Total	760

Precinct	Yes		No		Total Votes
0012941					
Poll Place	42	34.71%	79	65.29%	121
Vote by Mail	405	39.17%	629	60.83%	1,034
Mail Ballot	0		0		0
Total	447	38.70%	708	61.30%	1,155
0012996					
Poll Place	29	28.16%	74	71.84%	103
Vote by Mail	243	40.64%	355	59.36%	598
Mail Ballot	0		0		0
Total	272	38.80%	429	61.20%	701
0013070					
Poll Place	20	29.41%	48	70.59%	68
Vote by Mail	205	28.31%	519	71.69%	724
Mail Ballot	0		0		0
Total	225	28.41%	567	71.59%	792
0013072					
Poll Place	13	18.84%	56	81.16%	69
Vote by Mail	166	30.35%	381	69.65%	547
Mail Ballot	0		0		0
Total	179	29.06%	437	70.94%	616
0013076					
Poll Place	16	21.33%	59	78.67%	75
Vote by Mail	101	33.89%	197	66.11%	298
Mail Ballot	0		0		0
Total	117	31.37%	256	68.63%	373
0013078					
Poll Place	50	32.68%	103	67.32%	153
Vote by Mail	130	31.18%	287	68.82%	417
Mail Ballot	0		0		0
Total	180	31.58%	390	68.42%	570

Precinct	Registered Voters
0013100	
Poll Place	1,461
Vote by Mail	1,461
Mail Ballot	1,461
Total	1,461
0013107	
Poll Place	1,295
Vote by Mail	1,295
Mail Ballot	1,295
Total	1,295
0013110	
Poll Place	1,486
Vote by Mail	1,486
Mail Ballot	1,486
Total	1,486
0013120	
Poll Place	1,245
Vote by Mail	1,245
Mail Ballot	1,245
Total	1,245
0013129	
Poll Place	861
Vote by Mail	861
Mail Ballot	861
Total	861
0013194	
Poll Place	535
Vote by Mail	535
Mail Ballot	535
Total	535

Precinct	Yes		No		Total Votes
0013100					
Poll Place	69	46.31%	80	53.69%	149
Vote by Mail	369	45.44%	443	54.56%	812
Mail Ballot	0		0		0
Total	438	45.58%	523	54.42%	961
0013107					
Poll Place	55	44.72%	68	55.28%	123
Vote by Mail	355	55.04%	290	44.96%	645
Mail Ballot	0		0		0
Total	410	53.39%	358	46.61%	768
0013110					
Poll Place	82	44.57%	102	55.43%	184
Vote by Mail	376	44.39%	471	55.61%	847
Mail Ballot	0		0		0
Total	458	44.42%	573	55.58%	1,031
0013120					
Poll Place	73	48.34%	78	51.66%	151
Vote by Mail	339	49.13%	351	50.87%	690
Mail Ballot	0		0		0
Total	412	48.99%	429	51.01%	841
0013129					
Poll Place	45	48.91%	47	51.09%	92
Vote by Mail	239	51.40%	226	48.60%	465
Mail Ballot	0		0		0
Total	284	50.99%	273	49.01%	557
0013194					
Poll Place	16	25.40%	47	74.60%	63
Vote by Mail	127	36.60%	220	63.40%	347
Mail Ballot	0		0		0
Total	143	34.88%	267	65.12%	410

Precinct	Registered Voters
0015106	
Poll Place	1,590
Vote by Mail	1,590
Mail Ballot	1,590
Total	1,590
0015109	
Poll Place	976
Vote by Mail	976
Mail Ballot	976
Total	976
0015110	
Poll Place	881
Vote by Mail	881
Mail Ballot	881
Total	881
0015113	
Poll Place	1,121
Vote by Mail	1,121
Mail Ballot	1,121
Total	1,121
0015114	
Poll Place	797
Vote by Mail	797
Mail Ballot	797
Total	797
0015123	
Poll Place	1,080
Vote by Mail	1,080
Mail Ballot	1,080
Total	1,080

Precinct	Yes		No		Total Votes
0015106					
Poll Place	39	32.50%	81	67.50%	120
Vote by Mail	474	37.86%	778	62.14%	1,252
Mail Ballot	0		0		0
Total	513	37.39%	859	62.61%	1,372
0015109					
Poll Place	29	33.33%	58	66.67%	87
Vote by Mail	242	34.18%	466	65.82%	708
Mail Ballot	0		0		0
Total	271	34.09%	524	65.91%	795
0015110					
Poll Place	3	15.00%	17	85.00%	20
Vote by Mail	220	28.76%	545	71.24%	765
Mail Ballot	0		0		0
Total	223	28.41%	562	71.59%	785
0015113					
Poll Place	31	20.39%	121	79.61%	152
Vote by Mail	237	31.06%	526	68.94%	763
Mail Ballot	0		0		0
Total	268	29.29%	647	70.71%	915
0015114					
Poll Place	21	24.14%	66	75.86%	87
Vote by Mail	196	37.55%	326	62.45%	522
Mail Ballot	0		0		0
Total	217	35.63%	392	64.37%	609
0015123					
Poll Place	40	26.49%	111	73.51%	151
Vote by Mail	241	35.34%	441	64.66%	682
Mail Ballot	0		0		0
Total	281	33.73%	552	66.27%	833

Precinct	Registered Voters
0015124	
Poll Place	1,123
Vote by Mail	1,123
Mail Ballot	1,123
Total	1,123
0015132	
Poll Place	1,049
Vote by Mail	1,049
Mail Ballot	1,049
Total	1,049
0015133	
Poll Place	927
Vote by Mail	927
Mail Ballot	927
Total	927
0015135	
Poll Place	1,146
Vote by Mail	1,146
Mail Ballot	1,146
Total	1,146
0020121	
Poll Place	730
Vote by Mail	730
Mail Ballot	730
Total	730
0020232	
Poll Place	735
Vote by Mail	735
Mail Ballot	735
Total	735

Precinct	Yes		No		Total Votes
0015124					
Poll Place	27	23.48%	88	76.52%	115
Vote by Mail	222	28.07%	569	71.93%	791
Mail Ballot	0		0		0
Total	249	27.48%	657	72.52%	906
0015132					
Poll Place	16	21.92%	57	78.08%	73
Vote by Mail	286	36.02%	508	63.98%	794
Mail Ballot	0		0		0
Total	302	34.83%	565	65.17%	867
0015133					
Poll Place	30	23.08%	100	76.92%	130
Vote by Mail	201	32.26%	422	67.74%	623
Mail Ballot	0		0		0
Total	231	30.68%	522	69.32%	753
0015135					
Poll Place	44	37.93%	72	62.07%	116
Vote by Mail	363	48.66%	383	51.34%	746
Mail Ballot	0		0		0
Total	407	47.22%	455	52.78%	862
0020121					
Poll Place	42	28.19%	107	71.81%	149
Vote by Mail	151	42.42%	205	57.58%	356
Mail Ballot	0		0		0
Total	193	38.22%	312	61.78%	505
0020232					
Poll Place	49	60.49%	32	39.51%	81
Vote by Mail	222	58.27%	159	41.73%	381
Mail Ballot	0		0		0
Total	271	58.66%	191	41.34%	462

Precinct	Registered Voters
0020236	
Poll Place	1,561
Vote by Mail	1,561
Mail Ballot	1,561
Total	1,561
0020243	
Poll Place	1,601
Vote by Mail	1,601
Mail Ballot	1,601
Total	1,601
0020245	
Poll Place	1,507
Vote by Mail	1,507
Mail Ballot	1,507
Total	1,507
0020246	
Poll Place	1,070
Vote by Mail	1,070
Mail Ballot	1,070
Total	1,070
0020248	
Poll Place	631
Vote by Mail	631
Mail Ballot	631
Total	631
0020249	
Poll Place	893
Vote by Mail	893
Mail Ballot	893
Total	893

Precinct	Yes		No		Total Votes
0020236					
Poll Place	58	55.24%	47	44.76%	105
Vote by Mail	414	57.90%	301	42.10%	715
Mail Ballot	0		0		0
Total	472	57.56%	348	42.44%	820
0020243					
Poll Place	61	51.69%	57	48.31%	118
Vote by Mail	454	47.34%	505	52.66%	959
Mail Ballot	0		0		0
Total	515	47.82%	562	52.18%	1,077
0020245					
Poll Place	58	50.00%	58	50.00%	116
Vote by Mail	493	63.86%	279	36.14%	772
Mail Ballot	0		0		0
Total	551	62.05%	337	37.95%	888
0020246					
Poll Place	74	57.81%	54	42.19%	128
Vote by Mail	326	59.06%	226	40.94%	552
Mail Ballot	0		0		0
Total	400	58.82%	280	41.18%	680
0020248					
Poll Place	32	49.23%	33	50.77%	65
Vote by Mail	194	60.06%	129	39.94%	323
Mail Ballot	0		0		0
Total	226	58.25%	162	41.75%	388
0020249					
Poll Place	30	52.63%	27	47.37%	57
Vote by Mail	267	47.26%	298	52.74%	565
Mail Ballot	0		0		0
Total	297	47.75%	325	52.25%	622

Precinct	Registered Voters
0020253	
Poll Place	681
Vote by Mail	681
Mail Ballot	681
Total	681
0020254	
Poll Place	1,589
Vote by Mail	1,589
Mail Ballot	1,589
Total	1,589
0020256	
Poll Place	1,566
Vote by Mail	1,566
Mail Ballot	1,566
Total	1,566
0020257	
Poll Place	724
Vote by Mail	724
Mail Ballot	724
Total	724
0020260	
Poll Place	968
Vote by Mail	968
Mail Ballot	968
Total	968
0020262	
Poll Place	764
Vote by Mail	764
Mail Ballot	764
Total	764

Precinct	Yes		No		Total Votes
0020253					
Poll Place	42	54.55%	35	45.45%	77
Vote by Mail	173	50.73%	168	49.27%	341
Mail Ballot	0		0		0
Total	215	51.44%	203	48.56%	418
0020254					
Poll Place	72	40.91%	104	59.09%	176
Vote by Mail	367	43.43%	478	56.57%	845
Mail Ballot	0		0		0
Total	439	43.00%	582	57.00%	1,021
0020256					
Poll Place	57	40.71%	83	59.29%	140
Vote by Mail	557	55.15%	453	44.85%	1,010
Mail Ballot	0		0		0
Total	614	53.39%	536	46.61%	1,150
0020257					
Poll Place	55	65.48%	29	34.52%	84
Vote by Mail	206	53.65%	178	46.35%	384
Mail Ballot	0		0		0
Total	261	55.77%	207	44.23%	468
0020260					
Poll Place	42	50.60%	41	49.40%	83
Vote by Mail	313	55.30%	253	44.70%	566
Mail Ballot	0		0		0
Total	355	54.70%	294	45.30%	649
0020262					
Poll Place	45	47.37%	50	52.63%	95
Vote by Mail	216	46.06%	253	53.94%	469
Mail Ballot	0		0		0
Total	261	46.28%	303	53.72%	564

Precinct	Registered Voters
0020263	
Poll Place	889
Vote by Mail	889
Mail Ballot	889
Total	889
0020271	
Poll Place	1,447
Vote by Mail	1,447
Mail Ballot	1,447
Total	1,447
0020272	
Poll Place	1,459
Vote by Mail	1,459
Mail Ballot	1,459
Total	1,459
0020282	
Poll Place	1,210
Vote by Mail	1,210
Mail Ballot	1,210
Total	1,210
0020283	
Poll Place	2,570
Vote by Mail	2,570
Mail Ballot	2,570
Total	2,570
0020284	
Poll Place	908
Vote by Mail	908
Mail Ballot	908
Total	908

Precinct	Yes		No		Total Votes
0020263					
Poll Place	34	45.33%	41	54.67%	75
Vote by Mail	315	57.69%	231	42.31%	546
Mail Ballot	0		0		0
Total	349	56.20%	272	43.80%	621
0020271					
Poll Place	60	48.00%	65	52.00%	125
Vote by Mail	429	50.83%	415	49.17%	844
Mail Ballot	0		0		0
Total	489	50.46%	480	49.54%	969
0020272					
Poll Place	40	45.98%	47	54.02%	87
Vote by Mail	487	56.24%	379	43.76%	866
Mail Ballot	0		0		0
Total	527	55.30%	426	44.70%	953
0020282					
Poll Place	59	41.84%	82	58.16%	141
Vote by Mail	359	47.93%	390	52.07%	749
Mail Ballot	0		0		0
Total	418	46.97%	472	53.03%	890
0020283					
Poll Place	74	42.53%	100	57.47%	174
Vote by Mail	892	54.96%	731	45.04%	1,623
Mail Ballot	0		0		0
Total	966	53.76%	831	46.24%	1,797
0020284					
Poll Place	57	58.16%	41	41.84%	98
Vote by Mail	271	54.31%	228	45.69%	499
Mail Ballot	0		0		0
Total	328	54.94%	269	45.06%	597

Precinct	Registered Voters
0020286	
Poll Place	1,505
Vote by Mail	1,505
Mail Ballot	1,505
Total	1,505
0020288	
Poll Place	924
Vote by Mail	924
Mail Ballot	924
Total	924
0020289	
Poll Place	1,429
Vote by Mail	1,429
Mail Ballot	1,429
Total	1,429
0020294	
Poll Place	1,168
Vote by Mail	1,168
Mail Ballot	1,168
Total	1,168
0020298	
Poll Place	1,210
Vote by Mail	1,210
Mail Ballot	1,210
Total	1,210
0021143	
Poll Place	1,124
Vote by Mail	1,124
Mail Ballot	1,124
Total	1,124

Precinct	Yes		No		Total Votes
0020286					
Poll Place	58	49.15%	60	50.85%	118
Vote by Mail	539	56.50%	415	43.50%	954
Mail Ballot	0		0		0
Total	597	55.69%	475	44.31%	1,072
0020288					
Poll Place	23	30.26%	53	69.74%	76
Vote by Mail	253	57.11%	190	42.89%	443
Mail Ballot	0		0		0
Total	276	53.18%	243	46.82%	519
0020289					
Poll Place	57	50.00%	57	50.00%	114
Vote by Mail	419	53.72%	361	46.28%	780
Mail Ballot	0		0		0
Total	476	53.24%	418	46.76%	894
0020294					
Poll Place	39	38.61%	62	61.39%	101
Vote by Mail	326	44.11%	413	55.89%	739
Mail Ballot	0		0		0
Total	365	43.45%	475	56.55%	840
0020298					
Poll Place	43	51.19%	41	48.81%	84
Vote by Mail	426	58.12%	307	41.88%	733
Mail Ballot	0		0		0
Total	469	57.41%	348	42.59%	817
0021143					
Poll Place	36	21.18%	134	78.82%	170
Vote by Mail	263	33.04%	533	66.96%	796
Mail Ballot	0		0		0
Total	299	30.95%	667	69.05%	966

Precinct	Registered Voters
0021144	
Poll Place	983
Vote by Mail	983
Mail Ballot	983
Total	983
0021145	
Poll Place	1,444
Vote by Mail	1,444
Mail Ballot	1,444
Total	1,444
0021148	
Poll Place	852
Vote by Mail	852
Mail Ballot	852
Total	852
0021275	
Poll Place	1,627
Vote by Mail	1,627
Mail Ballot	1,627
Total	1,627
0021280	
Poll Place	920
Vote by Mail	920
Mail Ballot	920
Total	920
0021281	
Poll Place	1,139
Vote by Mail	1,139
Mail Ballot	1,139
Total	1,139

Precinct	Yes		No		Total Votes
0021144					
Poll Place	16	13.79%	100	86.21%	116
Vote by Mail	209	29.15%	508	70.85%	717
Mail Ballot	0		0		0
Total	225	27.01%	608	72.99%	833
0021145					
Poll Place	29	14.95%	165	85.05%	194
Vote by Mail	336	30.94%	750	69.06%	1,086
Mail Ballot	0		0		0
Total	365	28.52%	915	71.48%	1,280
0021148					
Poll Place	22	17.46%	104	82.54%	126
Vote by Mail	199	32.57%	412	67.43%	611
Mail Ballot	0		0		0
Total	221	29.99%	516	70.01%	737
0021275					
Poll Place	69	42.59%	93	57.41%	162
Vote by Mail	414	46.67%	473	53.33%	887
Mail Ballot	0		0		0
Total	483	46.04%	566	53.96%	1,049
0021280					
Poll Place	54	46.55%	62	53.45%	116
Vote by Mail	281	56.43%	217	43.57%	498
Mail Ballot	0		0		0
Total	335	54.56%	279	45.44%	614
0021281					
Poll Place	60	41.67%	84	58.33%	144
Vote by Mail	315	43.99%	401	56.01%	716
Mail Ballot	0		0		0
Total	375	43.60%	485	56.40%	860

Precinct	Registered Voters
0021282	
Poll Place	1,118
Vote by Mail	1,118
Mail Ballot	1,118
Total	1,118
0021283	
Poll Place	1,561
Vote by Mail	1,561
Mail Ballot	1,561
Total	1,561
0021511	
Poll Place	382
Vote by Mail	382
Mail Ballot	382
Total	382
0021512	
Poll Place	1,090
Vote by Mail	1,090
Mail Ballot	1,090
Total	1,090
0021513	
Poll Place	262
Vote by Mail	262
Mail Ballot	262
Total	262
0021660	
Poll Place	351
Vote by Mail	351
Mail Ballot	351
Total	351

Precinct	Yes		No		Total Votes
0021282					
Poll Place	58	35.15%	107	64.85%	165
Vote by Mail	317	49.22%	327	50.78%	644
Mail Ballot	0		0		0
Total	375	46.35%	434	53.65%	809
0021283					
Poll Place	81	38.94%	127	61.06%	208
Vote by Mail	446	51.26%	424	48.74%	870
Mail Ballot	0		0		0
Total	527	48.89%	551	51.11%	1,078
0021511					
Poll Place	10	23.26%	33	76.74%	43
Vote by Mail	57	19.86%	230	80.14%	287
Mail Ballot	0		0		0
Total	67	20.30%	263	79.70%	330
0021512					
Poll Place	21	16.94%	103	83.06%	124
Vote by Mail	208	24.76%	632	75.24%	840
Mail Ballot	0		0		0
Total	229	23.76%	735	76.24%	964
0021513					
Poll Place	0	0.00%	21	100.00%	21
Vote by Mail	53	27.75%	138	72.25%	191
Mail Ballot	0		0		0
Total	53	25.00%	159	75.00%	212
0021660					
Poll Place	27	31.40%	59	68.60%	86
Vote by Mail	80	41.88%	111	58.12%	191
Mail Ballot	0		0		0
Total	107	38.63%	170	61.37%	277

Precinct	Registered Voters
0021710	
Poll Place	540
Vote by Mail	540
Mail Ballot	540
Total	540
0021781	
Poll Place	583
Vote by Mail	583
Mail Ballot	583
Total	583
0021885	
Poll Place	876
Vote by Mail	876
Mail Ballot	876
Total	876
0021886	
Poll Place	1,008
Vote by Mail	1,008
Mail Ballot	1,008
Total	1,008
0021888	
Poll Place	1,381
Vote by Mail	1,381
Mail Ballot	1,381
Total	1,381
0021889	
Poll Place	1,513
Vote by Mail	1,513
Mail Ballot	1,513
Total	1,513

Precinct	Yes		No		Total Votes
0021710					
Poll Place	31	33.33%	62	66.67%	93
Vote by Mail	113	37.54%	188	62.46%	301
Mail Ballot	0		0		0
Total	144	36.55%	250	63.45%	394
0021781					
Poll Place	31	26.72%	85	73.28%	116
Vote by Mail	82	22.78%	278	77.22%	360
Mail Ballot	0		0		0
Total	113	23.74%	363	76.26%	476
0021885					
Poll Place	32	25.00%	96	75.00%	128
Vote by Mail	183	32.22%	385	67.78%	568
Mail Ballot	0		0		0
Total	215	30.89%	481	69.11%	696
0021886					
Poll Place	23	30.26%	53	69.74%	76
Vote by Mail	238	37.60%	395	62.40%	633
Mail Ballot	0		0		0
Total	261	36.81%	448	63.19%	709
0021888					
Poll Place	31	20.95%	117	79.05%	148
Vote by Mail	280	27.72%	730	72.28%	1,010
Mail Ballot	0		0		0
Total	311	26.86%	847	73.14%	1,158
0021889					
Poll Place	35	23.33%	115	76.67%	150
Vote by Mail	332	31.14%	734	68.86%	1,066
Mail Ballot	0		0		0
Total	367	30.18%	849	69.82%	1,216

Precinct	Registered Voters
0021894	
Poll Place	1,067
Vote by Mail	1,067
Mail Ballot	1,067
Total	1,067
0022003	
Poll Place	856
Vote by Mail	856
Mail Ballot	856
Total	856
0022004	
Poll Place	867
Vote by Mail	867
Mail Ballot	867
Total	867
0022005	
Poll Place	1,026
Vote by Mail	1,026
Mail Ballot	1,026
Total	1,026
0022006	
Poll Place	1,648
Vote by Mail	1,648
Mail Ballot	1,648
Total	1,648
0022008	
Poll Place	1,461
Vote by Mail	1,461
Mail Ballot	1,461
Total	1,461

Precinct	Yes		No		Total Votes
0021894					
Poll Place	36	23.08%	120	76.92%	156
Vote by Mail	197	28.35%	498	71.65%	695
Mail Ballot	0		0		0
Total	233	27.38%	618	72.62%	851
0022003					
Poll Place	48	57.14%	36	42.86%	84
Vote by Mail	269	59.65%	182	40.35%	451
Mail Ballot	0		0		0
Total	317	59.25%	218	40.75%	535
0022004					
Poll Place	26	50.00%	26	50.00%	52
Vote by Mail	262	55.39%	211	44.61%	473
Mail Ballot	0		0		0
Total	288	54.86%	237	45.14%	525
0022005					
Poll Place	46	52.87%	41	47.13%	87
Vote by Mail	321	67.30%	156	32.70%	477
Mail Ballot	0		0		0
Total	367	65.07%	197	34.93%	564
0022006					
Poll Place	62	55.86%	49	44.14%	111
Vote by Mail	507	55.35%	409	44.65%	916
Mail Ballot	0		0		0
Total	569	55.40%	458	44.60%	1,027
0022008					
Poll Place	40	42.11%	55	57.89%	95
Vote by Mail	428	52.32%	390	47.68%	818
Mail Ballot	0		0		0
Total	468	51.26%	445	48.74%	913

Precinct	Registered Voters
0022018	
Poll Place	1,880
Vote by Mail	1,880
Mail Ballot	1,880
Total	1,880
0022030	
Poll Place	1,776
Vote by Mail	1,776
Mail Ballot	1,776
Total	1,776
0022033	
Poll Place	1,204
Vote by Mail	1,204
Mail Ballot	1,204
Total	1,204
0022037	
Poll Place	1,726
Vote by Mail	1,726
Mail Ballot	1,726
Total	1,726
0022450	
Poll Place	1,586
Vote by Mail	1,586
Mail Ballot	1,586
Total	1,586
0022480	
Poll Place	1,258
Vote by Mail	1,258
Mail Ballot	1,258
Total	1,258

Precinct	Yes		No		Total Votes
0022018					
Poll Place	81	43.32%	106	56.68%	187
Vote by Mail	557	45.36%	671	54.64%	1,228
Mail Ballot	0		0		0
Total	638	45.09%	777	54.91%	1,415
0022030					
Poll Place	50	40.98%	72	59.02%	122
Vote by Mail	601	55.34%	485	44.66%	1,086
Mail Ballot	0		0		0
Total	651	53.89%	557	46.11%	1,208
0022033					
Poll Place	39	41.05%	56	58.95%	95
Vote by Mail	346	48.19%	372	51.81%	718
Mail Ballot	0		0		0
Total	385	47.36%	428	52.64%	813
0022037					
Poll Place	64	36.36%	112	63.64%	176
Vote by Mail	556	52.30%	507	47.70%	1,063
Mail Ballot	0		0		0
Total	620	50.04%	619	49.96%	1,239
0022450					
Poll Place	105	48.39%	112	51.61%	217
Vote by Mail	355	47.14%	398	52.86%	753
Mail Ballot	0		0		0
Total	460	47.42%	510	52.58%	970
0022480					
Poll Place	33	21.02%	124	78.98%	157
Vote by Mail	287	35.13%	530	64.87%	817
Mail Ballot	0		0		0
Total	320	32.85%	654	67.15%	974

Precinct	Registered Voters
0023020	
Poll Place	1,053
Vote by Mail	1,053
Mail Ballot	1,053
Total	1,053
0023021	
Poll Place	1,557
Vote by Mail	1,557
Mail Ballot	1,557
Total	1,557
0023023	
Poll Place	1,235
Vote by Mail	1,235
Mail Ballot	1,235
Total	1,235
0023025	
Poll Place	1,159
Vote by Mail	1,159
Mail Ballot	1,159
Total	1,159
0023030	
Poll Place	1,411
Vote by Mail	1,411
Mail Ballot	1,411
Total	1,411
0023031	
Poll Place	918
Vote by Mail	918
Mail Ballot	918
Total	918

Precinct	Yes		No		Total Votes
0023020					
Poll Place	33	27.27%	88	72.73%	121
Vote by Mail	271	42.41%	368	57.59%	639
Mail Ballot	0		0		0
Total	304	40.00%	456	60.00%	760
0023021					
Poll Place	69	34.16%	133	65.84%	202
Vote by Mail	405	47.54%	447	52.46%	852
Mail Ballot	0		0		0
Total	474	44.97%	580	55.03%	1,054
0023023					
Poll Place	43	35.54%	78	64.46%	121
Vote by Mail	329	39.83%	497	60.17%	826
Mail Ballot	0		0		0
Total	372	39.28%	575	60.72%	947
0023025					
Poll Place	50	28.25%	127	71.75%	177
Vote by Mail	328	44.63%	407	55.37%	735
Mail Ballot	0		0		0
Total	378	41.45%	534	58.55%	912
0023030					
Poll Place	93	46.73%	106	53.27%	199
Vote by Mail	360	52.25%	329	47.75%	689
Mail Ballot	0		0		0
Total	453	51.01%	435	48.99%	888
0023031					
Poll Place	64	37.21%	108	62.79%	172
Vote by Mail	248	42.25%	339	57.75%	587
Mail Ballot	0		0		0
Total	312	41.11%	447	58.89%	759

Precinct	Registered Voters
0023035	
Poll Place	1,205
Vote by Mail	1,205
Mail Ballot	1,205
Total	1,205
0023211	
Poll Place	1,114
Vote by Mail	1,114
Mail Ballot	1,114
Total	1,114
0023212	
Poll Place	833
Vote by Mail	833
Mail Ballot	833
Total	833
0023239	
Poll Place	389
Vote by Mail	389
Mail Ballot	389
Total	389
0023240	
Poll Place	789
Vote by Mail	789
Mail Ballot	789
Total	789
0023241	
Poll Place	685
Vote by Mail	685
Mail Ballot	685
Total	685

Precinct	Yes		No		Total Votes
0023035					
Poll Place	48	28.07%	123	71.93%	171
Vote by Mail	304	40.21%	452	59.79%	756
Mail Ballot	0		0		0
Total	352	37.97%	575	62.03%	927
0023211					
Poll Place	41	21.13%	153	78.87%	194
Vote by Mail	242	31.19%	534	68.81%	776
Mail Ballot	0		0		0
Total	283	29.18%	687	70.82%	970
0023212					
Poll Place	29	23.20%	96	76.80%	125
Vote by Mail	193	32.38%	403	67.62%	596
Mail Ballot	0		0		0
Total	222	30.79%	499	69.21%	721
0023239					
Poll Place	29	48.33%	31	51.67%	60
Vote by Mail	105	53.03%	93	46.97%	198
Mail Ballot	0		0		0
Total	134	51.94%	124	48.06%	258
0023240					
Poll Place	41	46.59%	47	53.41%	88
Vote by Mail	189	49.22%	195	50.78%	384
Mail Ballot	0		0		0
Total	230	48.73%	242	51.27%	472
0023241					
Poll Place	36	62.07%	22	37.93%	58
Vote by Mail	198	51.56%	186	48.44%	384
Mail Ballot	0		0		0
Total	234	52.94%	208	47.06%	442

Precinct	Registered Voters
0023401	
Poll Place	832
Vote by Mail	832
Mail Ballot	832
Total	832
0023402	
Poll Place	1,164
Vote by Mail	1,164
Mail Ballot	1,164
Total	1,164
0023404	
Poll Place	1,317
Vote by Mail	1,317
Mail Ballot	1,317
Total	1,317
0023406	
Poll Place	1,010
Vote by Mail	1,010
Mail Ballot	1,010
Total	1,010
0023450	
Poll Place	933
Vote by Mail	933
Mail Ballot	933
Total	933
0023451	
Poll Place	380
Vote by Mail	380
Mail Ballot	380
Total	380

Precinct	Yes		No		Total Votes
0023401					
Poll Place	34	30.63%	77	69.37%	111
Vote by Mail	187	36.17%	330	63.83%	517
Mail Ballot	0		0		0
Total	221	35.19%	407	64.81%	628
0023402					
Poll Place	31	20.26%	122	79.74%	153
Vote by Mail	264	34.02%	512	65.98%	776
Mail Ballot	0		0		0
Total	295	31.75%	634	68.25%	929
0023404					
Poll Place	39	28.47%	98	71.53%	137
Vote by Mail	309	33.23%	621	66.77%	930
Mail Ballot	0		0		0
Total	348	32.61%	719	67.39%	1,067
0023406					
Poll Place	33	36.26%	58	63.74%	91
Vote by Mail	261	43.50%	339	56.50%	600
Mail Ballot	0		0		0
Total	294	42.55%	397	57.45%	691
0023450					
Poll Place	43	29.05%	105	70.95%	148
Vote by Mail	169	29.70%	400	70.30%	569
Mail Ballot	0		0		0
Total	212	29.57%	505	70.43%	717
0023451					
Poll Place	14	33.33%	28	66.67%	42
Vote by Mail	68	29.44%	163	70.56%	231
Mail Ballot	0		0		0
Total	82	30.04%	191	69.96%	273

Precinct	Registered Voters
0023452	
Poll Place	854
Vote by Mail	854
Mail Ballot	854
Total	854
0025270	
Poll Place	996
Vote by Mail	996
Mail Ballot	996
Total	996
0025271	
Poll Place	933
Vote by Mail	933
Mail Ballot	933
Total	933
0025272	
Poll Place	1,098
Vote by Mail	1,098
Mail Ballot	1,098
Total	1,098
0025289	
Poll Place	1,010
Vote by Mail	1,010
Mail Ballot	1,010
Total	1,010
0030040	
Poll Place	1,257
Vote by Mail	1,257
Mail Ballot	1,257
Total	1,257

Precinct	Yes		No		Total Votes
0023452					
Poll Place	41	33.61%	81	66.39%	122
Vote by Mail	195	38.09%	317	61.91%	512
Mail Ballot	0		0		0
Total	236	37.22%	398	62.78%	634
0025270					
Poll Place	48	40.00%	72	60.00%	120
Vote by Mail	293	50.69%	285	49.31%	578
Mail Ballot	0		0		0
Total	341	48.85%	357	51.15%	698
0025271					
Poll Place	25	48.08%	27	51.92%	52
Vote by Mail	257	45.17%	312	54.83%	569
Mail Ballot	0		0		0
Total	282	45.41%	339	54.59%	621
0025272					
Poll Place	37	45.68%	44	54.32%	81
Vote by Mail	375	56.73%	286	43.27%	661
Mail Ballot	0		0		0
Total	412	55.53%	330	44.47%	742
0025289					
Poll Place	45	42.45%	61	57.55%	106
Vote by Mail	275	52.38%	250	47.62%	525
Mail Ballot	0		0		0
Total	320	50.71%	311	49.29%	631
0030040					
Poll Place	49	31.01%	109	68.99%	158
Vote by Mail	286	42.81%	382	57.19%	668
Mail Ballot	0		0		0
Total	335	40.56%	491	59.44%	826

Precinct	Registered Voters
0030060	
Poll Place	963
Vote by Mail	963
Mail Ballot	963
Total	963
0030150	
Poll Place	1,559
Vote by Mail	1,559
Mail Ballot	1,559
Total	1,559
0030170	
Poll Place	1,212
Vote by Mail	1,212
Mail Ballot	1,212
Total	1,212
0030302	
Poll Place	1,062
Vote by Mail	1,062
Mail Ballot	1,062
Total	1,062
0030304	
Poll Place	1,440
Vote by Mail	1,440
Mail Ballot	1,440
Total	1,440
0030308	
Poll Place	1,441
Vote by Mail	1,441
Mail Ballot	1,441
Total	1,441

Precinct	Yes		No		Total Votes
0030060					
Poll Place	52	37.68%	86	62.32%	138
Vote by Mail	218	41.21%	311	58.79%	529
Mail Ballot	0		0		0
Total	270	40.48%	397	59.52%	667
0030150					
Poll Place	59	41.26%	84	58.74%	143
Vote by Mail	310	47.99%	336	52.01%	646
Mail Ballot	0		0		0
Total	369	46.77%	420	53.23%	789
0030170					
Poll Place	59	46.09%	69	53.91%	128
Vote by Mail	264	49.25%	272	50.75%	536
Mail Ballot	0		0		0
Total	323	48.64%	341	51.36%	664
0030302					
Poll Place	42	32.81%	86	67.19%	128
Vote by Mail	300	51.46%	283	48.54%	583
Mail Ballot	0		0		0
Total	342	48.10%	369	51.90%	711
0030304					
Poll Place	41	49.40%	42	50.60%	83
Vote by Mail	440	50.00%	440	50.00%	880
Mail Ballot	0		0		0
Total	481	49.95%	482	50.05%	963
0030308					
Poll Place	38	40.43%	56	59.57%	94
Vote by Mail	460	56.51%	354	43.49%	814
Mail Ballot	0		0		0
Total	498	54.85%	410	45.15%	908

Precinct	Registered Voters
0030312	
Poll Place	1,132
Vote by Mail	1,132
Mail Ballot	1,132
Total	1,132
0030314	
Poll Place	1,121
Vote by Mail	1,121
Mail Ballot	1,121
Total	1,121
0030316	
Poll Place	964
Vote by Mail	964
Mail Ballot	964
Total	964
0030317	
Poll Place	514
Vote by Mail	514
Mail Ballot	514
Total	514
0030318	
Poll Place	1,425
Vote by Mail	1,425
Mail Ballot	1,425
Total	1,425
0030321	
Poll Place	774
Vote by Mail	774
Mail Ballot	774
Total	774

Precinct	Yes		No		Total Votes
0030312					
Poll Place	49	33.33%	98	66.67%	147
Vote by Mail	291	42.30%	397	57.70%	688
Mail Ballot	0		0		0
Total	340	40.72%	495	59.28%	835
0030314					
Poll Place	37	46.84%	42	53.16%	79
Vote by Mail	298	47.15%	334	52.85%	632
Mail Ballot	0		0		0
Total	335	47.12%	376	52.88%	711
0030316					
Poll Place	46	42.99%	61	57.01%	107
Vote by Mail	225	40.69%	328	59.31%	553
Mail Ballot	0		0		0
Total	271	41.06%	389	58.94%	660
0030317					
Poll Place	20	41.67%	28	58.33%	48
Vote by Mail	148	48.21%	159	51.79%	307
Mail Ballot	0		0		0
Total	168	47.32%	187	52.68%	355
0030318					
Poll Place	45	34.09%	87	65.91%	132
Vote by Mail	375	45.13%	456	54.87%	831
Mail Ballot	0		0		0
Total	420	43.61%	543	56.39%	963
0030321					
Poll Place	24	38.71%	38	61.29%	62
Vote by Mail	230	41.97%	318	58.03%	548
Mail Ballot	0		0		0
Total	254	41.64%	356	58.36%	610

Precinct	Registered Voters
0030322	
Poll Place	1,248
Vote by Mail	1,248
Mail Ballot	1,248
Total	1,248
0030325	
Poll Place	839
Vote by Mail	839
Mail Ballot	839
Total	839
0030332	
Poll Place	482
Vote by Mail	482
Mail Ballot	482
Total	482
0030337	
Poll Place	1,216
Vote by Mail	1,216
Mail Ballot	1,216
Total	1,216
0030338	
Poll Place	1,006
Vote by Mail	1,006
Mail Ballot	1,006
Total	1,006
0030339	
Poll Place	1,556
Vote by Mail	1,556
Mail Ballot	1,556
Total	1,556

Precinct	Yes		No		Total Votes
0030322					
Poll Place	54	40.91%	78	59.09%	132
Vote by Mail	326	40.75%	474	59.25%	800
Mail Ballot	0		0		0
Total	380	40.77%	552	59.23%	932
0030325					
Poll Place	26	43.33%	34	56.67%	60
Vote by Mail	228	44.36%	286	55.64%	514
Mail Ballot	0		0		0
Total	254	44.25%	320	55.75%	574
0030332					
Poll Place	22	64.71%	12	35.29%	34
Vote by Mail	113	60.75%	73	39.25%	186
Mail Ballot	0		0		0
Total	135	61.36%	85	38.64%	220
0030337					
Poll Place	21	19.44%	87	80.56%	108
Vote by Mail	379	46.39%	438	53.61%	817
Mail Ballot	0		0		0
Total	400	43.24%	525	56.76%	925
0030338					
Poll Place	36	26.87%	98	73.13%	134
Vote by Mail	274	41.96%	379	58.04%	653
Mail Ballot	0		0		0
Total	310	39.39%	477	60.61%	787
0030339					
Poll Place	77	39.09%	120	60.91%	197
Vote by Mail	445	46.65%	509	53.35%	954
Mail Ballot	0		0		0
Total	522	45.35%	629	54.65%	1,151

Precinct	Registered Voters
0030348	
Poll Place	931
Vote by Mail	931
Mail Ballot	931
Total	931
0030351	
Poll Place	1,528
Vote by Mail	1,528
Mail Ballot	1,528
Total	1,528
0030352	
Poll Place	1,029
Vote by Mail	1,029
Mail Ballot	1,029
Total	1,029
0030354	
Poll Place	696
Vote by Mail	696
Mail Ballot	696
Total	696
0030364	
Poll Place	929
Vote by Mail	929
Mail Ballot	929
Total	929
0030367	
Poll Place	1,526
Vote by Mail	1,526
Mail Ballot	1,526
Total	1,526

Precinct	Yes		No		Total Votes
0030348					
Poll Place	38	41.30%	54	58.70%	92
Vote by Mail	277	46.32%	321	53.68%	598
Mail Ballot	0		0		0
Total	315	45.65%	375	54.35%	690
0030351					
Poll Place	66	46.48%	76	53.52%	142
Vote by Mail	472	54.44%	395	45.56%	867
Mail Ballot	0		0		0
Total	538	53.32%	471	46.68%	1,009
0030352					
Poll Place	55	42.31%	75	57.69%	130
Vote by Mail	270	38.08%	439	61.92%	709
Mail Ballot	0		0		0
Total	325	38.74%	514	61.26%	839
0030354					
Poll Place	34	28.33%	86	71.67%	120
Vote by Mail	174	40.47%	256	59.53%	430
Mail Ballot	0		0		0
Total	208	37.82%	342	62.18%	550
0030364					
Poll Place	43	32.82%	88	67.18%	131
Vote by Mail	263	48.35%	281	51.65%	544
Mail Ballot	0		0		0
Total	306	45.33%	369	54.67%	675
0030367					
Poll Place	40	35.40%	73	64.60%	113
Vote by Mail	434	44.38%	544	55.62%	978
Mail Ballot	0		0		0
Total	474	43.45%	617	56.55%	1,091

Precinct	Registered Voters
0030370	
Poll Place	452
Vote by Mail	452
Mail Ballot	452
Total	452
0030374	
Poll Place	999
Vote by Mail	999
Mail Ballot	999
Total	999
0030385	
Poll Place	714
Vote by Mail	714
Mail Ballot	714
Total	714
0030386	
Poll Place	1,185
Vote by Mail	1,185
Mail Ballot	1,185
Total	1,185
0030387	
Poll Place	1,140
Vote by Mail	1,140
Mail Ballot	1,140
Total	1,140
0030389	
Poll Place	732
Vote by Mail	732
Mail Ballot	732
Total	732

Precinct	Yes		No		Total Votes
0030370					
Poll Place	14	35.00%	26	65.00%	40
Vote by Mail	118	43.38%	154	56.62%	272
Mail Ballot	0		0		0
Total	132	42.31%	180	57.69%	312
0030374					
Poll Place	43	37.72%	71	62.28%	114
Vote by Mail	295	47.12%	331	52.88%	626
Mail Ballot	0		0		0
Total	338	45.68%	402	54.32%	740
0030385					
Poll Place	17	26.56%	47	73.44%	64
Vote by Mail	203	39.73%	308	60.27%	511
Mail Ballot	0		0		0
Total	220	38.26%	355	61.74%	575
0030386					
Poll Place	27	23.28%	89	76.72%	116
Vote by Mail	267	33.93%	520	66.07%	787
Mail Ballot	0		0		0
Total	294	32.56%	609	67.44%	903
0030387					
Poll Place	33	20.89%	125	79.11%	158
Vote by Mail	264	32.67%	544	67.33%	808
Mail Ballot	0		0		0
Total	297	30.75%	669	69.25%	966
0030389					
Poll Place	23	34.33%	44	65.67%	67
Vote by Mail	203	41.34%	288	58.66%	491
Mail Ballot	0		0		0
Total	226	40.50%	332	59.50%	558

Precinct	Registered Voters
0030390	
Poll Place	1,320
Vote by Mail	1,320
Mail Ballot	1,320
Total	1,320
0030393	
Poll Place	856
Vote by Mail	856
Mail Ballot	856
Total	856
0030396	
Poll Place	812
Vote by Mail	812
Mail Ballot	812
Total	812
0030399	
Poll Place	1,198
Vote by Mail	1,198
Mail Ballot	1,198
Total	1,198
0031478	
Poll Place	593
Vote by Mail	593
Mail Ballot	593
Total	593
0031641	
Poll Place	610
Vote by Mail	610
Mail Ballot	610
Total	610

Precinct	Yes		No		Total Votes
0030390					
Poll Place	37	23.13%	123	76.88%	160
Vote by Mail	275	29.35%	662	70.65%	937
Mail Ballot	0		0		0
Total	312	28.44%	785	71.56%	1,097
0030393					
Poll Place	25	28.74%	62	71.26%	87
Vote by Mail	195	32.02%	414	67.98%	609
Mail Ballot	0		0		0
Total	220	31.61%	476	68.39%	696
0030396					
Poll Place	17	16.04%	89	83.96%	106
Vote by Mail	191	36.45%	333	63.55%	524
Mail Ballot	0		0		0
Total	208	33.02%	422	66.98%	630
0030399					
Poll Place	66	63.46%	38	36.54%	104
Vote by Mail	330	66.94%	163	33.06%	493
Mail Ballot	0		0		0
Total	396	66.33%	201	33.67%	597
0031478					
Poll Place	34	44.16%	43	55.84%	77
Vote by Mail	190	53.37%	166	46.63%	356
Mail Ballot	0		0		0
Total	224	51.73%	209	48.27%	433
0031641					
Poll Place	40	68.97%	18	31.03%	58
Vote by Mail	140	63.35%	81	36.65%	221
Mail Ballot	0		0		0
Total	180	64.52%	99	35.48%	279

Precinct	Registered Voters
0031642	
Poll Place	797
Vote by Mail	797
Mail Ballot	797
Total	797
0031772	
Poll Place	1,163
Vote by Mail	1,163
Mail Ballot	1,163
Total	1,163
0031935	
Poll Place	868
Vote by Mail	868
Mail Ballot	868
Total	868
0031950	
Poll Place	707
Vote by Mail	707
Mail Ballot	707
Total	707
0031953	
Poll Place	1,390
Vote by Mail	1,390
Mail Ballot	1,390
Total	1,390
0031960	
Poll Place	1,287
Vote by Mail	1,287
Mail Ballot	1,287
Total	1,287

Precinct	Yes		No		Total Votes
0031642					
Poll Place	35	58.33%	25	41.67%	60
Vote by Mail	177	55.14%	144	44.86%	321
Mail Ballot	0		0		0
Total	212	55.64%	169	44.36%	381
0031772					
Poll Place	55	37.67%	91	62.33%	146
Vote by Mail	259	49.52%	264	50.48%	523
Mail Ballot	0		0		0
Total	314	46.94%	355	53.06%	669
0031935					
Poll Place	39	46.43%	45	53.57%	84
Vote by Mail	241	51.72%	225	48.28%	466
Mail Ballot	0		0		0
Total	280	50.91%	270	49.09%	550
0031950					
Poll Place	29	31.18%	64	68.82%	93
Vote by Mail	154	45.43%	185	54.57%	339
Mail Ballot	0		0		0
Total	183	42.36%	249	57.64%	432
0031953					
Poll Place	56	46.67%	64	53.33%	120
Vote by Mail	384	54.24%	324	45.76%	708
Mail Ballot	0		0		0
Total	440	53.14%	388	46.86%	828
0031960					
Poll Place	30	36.59%	52	63.41%	82
Vote by Mail	363	47.83%	396	52.17%	759
Mail Ballot	0		0		0
Total	393	46.73%	448	53.27%	841

Precinct	Registered Voters
0032170	
Poll Place	932
Vote by Mail	932
Mail Ballot	932
Total	932
0032214	
Poll Place	651
Vote by Mail	651
Mail Ballot	651
Total	651
0032240	
Poll Place	847
Vote by Mail	847
Mail Ballot	847
Total	847
0032310	
Poll Place	1,021
Vote by Mail	1,021
Mail Ballot	1,021
Total	1,021
0032330	
Poll Place	584
Vote by Mail	584
Mail Ballot	584
Total	584
0032340	
Poll Place	596
Vote by Mail	596
Mail Ballot	596
Total	596

Precinct	Yes		No		Total Votes
0032170					
Poll Place	47	39.17%	73	60.83%	120
Vote by Mail	234	40.84%	339	59.16%	573
Mail Ballot	0		0		0
Total	281	40.55%	412	59.45%	693
0032214					
Poll Place	9	17.65%	42	82.35%	51
Vote by Mail	134	32.76%	275	67.24%	409
Mail Ballot	0		0		0
Total	143	31.09%	317	68.91%	460
0032240					
Poll Place	18	46.15%	21	53.85%	39
Vote by Mail	210	47.51%	232	52.49%	442
Mail Ballot	0		0		0
Total	228	47.40%	253	52.60%	481
0032310					
Poll Place	20	26.32%	56	73.68%	76
Vote by Mail	276	46.54%	317	53.46%	593
Mail Ballot	0		0		0
Total	296	44.25%	373	55.75%	669
0032330					
Poll Place	9	31.03%	20	68.97%	29
Vote by Mail	159	36.89%	272	63.11%	431
Mail Ballot	0		0		0
Total	168	36.52%	292	63.48%	460
0032340					
Poll Place	11	28.95%	27	71.05%	38
Vote by Mail	133	29.23%	322	70.77%	455
Mail Ballot	0		0		0
Total	144	29.21%	349	70.79%	493

Precinct	Registered Voters
0032360	
Poll Place	1,173
Vote by Mail	1,173
Mail Ballot	1,173
Total	1,173
0032370	
Poll Place	750
Vote by Mail	750
Mail Ballot	750
Total	750
0032380	
Poll Place	629
Vote by Mail	629
Mail Ballot	629
Total	629
0032441	
Poll Place	1,140
Vote by Mail	1,140
Mail Ballot	1,140
Total	1,140
0032531	
Poll Place	1,320
Vote by Mail	1,320
Mail Ballot	1,320
Total	1,320
0032532	
Poll Place	995
Vote by Mail	995
Mail Ballot	995
Total	995

Precinct	Yes		No		Total Votes
0032360					
Poll Place	59	69.41%	26	30.59%	85
Vote by Mail	308	54.80%	254	45.20%	562
Mail Ballot	0		0		0
Total	367	56.72%	280	43.28%	647
0032370					
Poll Place	41	48.81%	43	51.19%	84
Vote by Mail	163	53.09%	144	46.91%	307
Mail Ballot	0		0		0
Total	204	52.17%	187	47.83%	391
0032380					
Poll Place	13	43.33%	17	56.67%	30
Vote by Mail	187	43.29%	245	56.71%	432
Mail Ballot	0		0		0
Total	200	43.29%	262	56.71%	462
0032441					
Poll Place	30	26.09%	85	73.91%	115
Vote by Mail	251	46.74%	286	53.26%	537
Mail Ballot	0		0		0
Total	281	43.10%	371	56.90%	652
0032531					
Poll Place	64	64.65%	35	35.35%	99
Vote by Mail	350	61.73%	217	38.27%	567
Mail Ballot	0		0		0
Total	414	62.16%	252	37.84%	666
0032532					
Poll Place	55	59.14%	38	40.86%	93
Vote by Mail	230	56.37%	178	43.63%	408
Mail Ballot	0		0		0
Total	285	56.89%	216	43.11%	501

Precinct	Registered Voters
0032640	
Poll Place	1,435
Vote by Mail	1,435
Mail Ballot	1,435
Total	1,435
0032652	
Poll Place	1,415
Vote by Mail	1,415
Mail Ballot	1,415
Total	1,415
0032731	
Poll Place	1,219
Vote by Mail	1,219
Mail Ballot	1,219
Total	1,219
0032732	
Poll Place	307
Vote by Mail	307
Mail Ballot	307
Total	307
0032750	
Poll Place	1,553
Vote by Mail	1,553
Mail Ballot	1,553
Total	1,553
0032751	
Poll Place	830
Vote by Mail	830
Mail Ballot	830
Total	830

Precinct	Yes		No		Total Votes
0032640					
Poll Place	41	22.78%	139	77.22%	180
Vote by Mail	261	26.66%	718	73.34%	979
Mail Ballot	0		0		0
Total	302	26.06%	857	73.94%	1,159
0032652					
Poll Place	15	19.74%	61	80.26%	76
Vote by Mail	261	24.12%	821	75.88%	1,082
Mail Ballot	0		0		0
Total	276	23.83%	882	76.17%	1,158
0032731					
Poll Place	45	35.43%	82	64.57%	127
Vote by Mail	315	43.75%	405	56.25%	720
Mail Ballot	0		0		0
Total	360	42.50%	487	57.50%	847
0032732					
Poll Place	13	34.21%	25	65.79%	38
Vote by Mail	66	28.70%	164	71.30%	230
Mail Ballot	0		0		0
Total	79	29.48%	189	70.52%	268
0032750					
Poll Place	128	60.66%	83	39.34%	211
Vote by Mail	428	54.31%	360	45.69%	788
Mail Ballot	0		0		0
Total	556	55.66%	443	44.34%	999
0032751					
Poll Place	44	46.32%	51	53.68%	95
Vote by Mail	198	50.77%	192	49.23%	390
Mail Ballot	0		0		0
Total	242	49.90%	243	50.10%	485

Precinct	Registered Voters
0032762	
Poll Place	763
Vote by Mail	763
Mail Ballot	763
Total	763
0033040	
Poll Place	1,618
Vote by Mail	1,618
Mail Ballot	1,618
Total	1,618
0033042	
Poll Place	1,130
Vote by Mail	1,130
Mail Ballot	1,130
Total	1,130
0033150	
Poll Place	467
Vote by Mail	467
Mail Ballot	467
Total	467
0033161	
Poll Place	370
Vote by Mail	370
Mail Ballot	370
Total	370
0033222	
Poll Place	1,064
Vote by Mail	1,064
Mail Ballot	1,064
Total	1,064

Precinct	Yes		No		Total Votes
0032762					
Poll Place	38	58.46%	27	41.54%	65
Vote by Mail	234	55.98%	184	44.02%	418
Mail Ballot	0		0		0
Total	272	56.31%	211	43.69%	483
0033040					
Poll Place	32	16.49%	162	83.51%	194
Vote by Mail	277	26.56%	766	73.44%	1,043
Mail Ballot	0		0		0
Total	309	24.98%	928	75.02%	1,237
0033042					
Poll Place	31	28.44%	78	71.56%	109
Vote by Mail	176	24.21%	551	75.79%	727
Mail Ballot	0		0		0
Total	207	24.76%	629	75.24%	836
0033150					
Poll Place	20	35.09%	37	64.91%	57
Vote by Mail	146	44.38%	183	55.62%	329
Mail Ballot	0		0		0
Total	166	43.01%	220	56.99%	386
0033161					
Poll Place	7	22.58%	24	77.42%	31
Vote by Mail	94	41.41%	133	58.59%	227
Mail Ballot	0		0		0
Total	101	39.15%	157	60.85%	258
0033222					
Poll Place	53	63.10%	31	36.90%	84
Vote by Mail	260	59.36%	178	40.64%	438
Mail Ballot	0		0		0
Total	313	59.96%	209	40.04%	522

Precinct	Registered Voters
0033492	
Poll Place	956
Vote by Mail	956
Mail Ballot	956
Total	956
0035601	
Poll Place	861
Vote by Mail	861
Mail Ballot	861
Total	861
0035602	
Poll Place	614
Vote by Mail	614
Mail Ballot	614
Total	614
0035603	
Poll Place	881
Vote by Mail	881
Mail Ballot	881
Total	881
0035604	
Poll Place	1,187
Vote by Mail	1,187
Mail Ballot	1,187
Total	1,187
0035624	
Poll Place	458
Vote by Mail	458
Mail Ballot	458
Total	458

Precinct	Yes		No		Total Votes
0033492					
Poll Place	64	51.61%	60	48.39%	124
Vote by Mail	252	60.43%	165	39.57%	417
Mail Ballot	0		0		0
Total	316	58.41%	225	41.59%	541
0035601					
Poll Place	28	28.87%	69	71.13%	97
Vote by Mail	210	34.88%	392	65.12%	602
Mail Ballot	0		0		0
Total	238	34.05%	461	65.95%	699
0035602					
Poll Place	36	46.15%	42	53.85%	78
Vote by Mail	188	47.47%	208	52.53%	396
Mail Ballot	0		0		0
Total	224	47.26%	250	52.74%	474
0035603					
Poll Place	32	28.83%	79	71.17%	111
Vote by Mail	190	32.87%	388	67.13%	578
Mail Ballot	0		0		0
Total	222	32.22%	467	67.78%	689
0035604					
Poll Place	26	24.53%	80	75.47%	106
Vote by Mail	279	32.82%	571	67.18%	850
Mail Ballot	0		0		0
Total	305	31.90%	651	68.10%	956
0035624					
Poll Place	7	19.44%	29	80.56%	36
Vote by Mail	109	35.62%	197	64.38%	306
Mail Ballot	0		0		0
Total	116	33.92%	226	66.08%	342

Precinct	Registered Voters
0035628	
Poll Place	1,817
Vote by Mail	1,817
Mail Ballot	1,817
Total	1,817
0035629	
Poll Place	1,147
Vote by Mail	1,147
Mail Ballot	1,147
Total	1,147
0035631	
Poll Place	1,022
Vote by Mail	1,022
Mail Ballot	1,022
Total	1,022
0035632	
Poll Place	765
Vote by Mail	765
Mail Ballot	765
Total	765
0035633	
Poll Place	858
Vote by Mail	858
Mail Ballot	858
Total	858
0035635	
Poll Place	1,061
Vote by Mail	1,061
Mail Ballot	1,061
Total	1,061

Precinct	Yes		No		Total Votes
0035628					
Poll Place	64	30.48%	146	69.52%	210
Vote by Mail	455	37.30%	765	62.70%	1,220
Mail Ballot	0		0		0
Total	519	36.29%	911	63.71%	1,430
0035629					
Poll Place	34	26.36%	95	73.64%	129
Vote by Mail	299	39.39%	460	60.61%	759
Mail Ballot	0		0		0
Total	333	37.50%	555	62.50%	888
0035631					
Poll Place	32	27.83%	83	72.17%	115
Vote by Mail	278	41.12%	398	58.88%	676
Mail Ballot	0		0		0
Total	310	39.19%	481	60.81%	791
0035632					
Poll Place	23	18.25%	103	81.75%	126
Vote by Mail	133	25.73%	384	74.27%	517
Mail Ballot	0		0		0
Total	156	24.26%	487	75.74%	643
0035633					
Poll Place	31	20.67%	119	79.33%	150
Vote by Mail	182	32.04%	386	67.96%	568
Mail Ballot	0		0		0
Total	213	29.67%	505	70.33%	718
0035635					
Poll Place	62	33.16%	125	66.84%	187
Vote by Mail	250	41.32%	355	58.68%	605
Mail Ballot	0		0		0
Total	312	39.39%	480	60.61%	792

Precinct	Registered Voters
0035640	
Poll Place	1,126
Vote by Mail	1,126
Mail Ballot	1,126
Total	1,126
0035658	
Poll Place	1,053
Vote by Mail	1,053
Mail Ballot	1,053
Total	1,053
0035661	
Poll Place	710
Vote by Mail	710
Mail Ballot	710
Total	710
0035675	
Poll Place	1,211
Vote by Mail	1,211
Mail Ballot	1,211
Total	1,211
0035677	
Poll Place	822
Vote by Mail	822
Mail Ballot	822
Total	822
0040401	
Poll Place	541
Vote by Mail	541
Mail Ballot	541
Total	541

Precinct	Yes		No		Total Votes
0035640					
Poll Place	38	25.68%	110	74.32%	148
Vote by Mail	289	37.10%	490	62.90%	779
Mail Ballot	0		0		0
Total	327	35.28%	600	64.72%	927
0035658					
Poll Place	41	24.40%	127	75.60%	168
Vote by Mail	242	34.38%	462	65.63%	704
Mail Ballot	0		0		0
Total	283	32.45%	589	67.55%	872
0035661					
Poll Place	27	25.23%	80	74.77%	107
Vote by Mail	177	38.23%	286	61.77%	463
Mail Ballot	0		0		0
Total	204	35.79%	366	64.21%	570
0035675					
Poll Place	33	26.83%	90	73.17%	123
Vote by Mail	320	36.20%	564	63.80%	884
Mail Ballot	0		0		0
Total	353	35.05%	654	64.95%	1,007
0035677					
Poll Place	37	51.39%	35	48.61%	72
Vote by Mail	235	54.27%	198	45.73%	433
Mail Ballot	0		0		0
Total	272	53.86%	233	46.14%	505
0040401					
Poll Place	16	43.24%	21	56.76%	37
Vote by Mail	125	31.41%	273	68.59%	398
Mail Ballot	0		0		0
Total	141	32.41%	294	67.59%	435

Precinct	Registered Voters
0040405	
Poll Place	1,425
Vote by Mail	1,425
Mail Ballot	1,425
Total	1,425
0040406	
Poll Place	1,059
Vote by Mail	1,059
Mail Ballot	1,059
Total	1,059
0040407	
Poll Place	762
Vote by Mail	762
Mail Ballot	762
Total	762
0040409	
Poll Place	1,153
Vote by Mail	1,153
Mail Ballot	1,153
Total	1,153
0040411	
Poll Place	1,428
Vote by Mail	1,428
Mail Ballot	1,428
Total	1,428
0040414	
Poll Place	1,613
Vote by Mail	1,613
Mail Ballot	1,613
Total	1,613

Precinct	Yes		No		Total Votes
0040405					
Poll Place	26	16.25%	134	83.75%	160
Vote by Mail	345	32.55%	715	67.45%	1,060
Mail Ballot	0		0		0
Total	371	30.41%	849	69.59%	1,220
0040406					
Poll Place	35	35.71%	63	64.29%	98
Vote by Mail	235	31.93%	501	68.07%	736
Mail Ballot	0		0		0
Total	270	32.37%	564	67.63%	834
0040407					
Poll Place	29	40.85%	42	59.15%	71
Vote by Mail	211	42.89%	281	57.11%	492
Mail Ballot	0		0		0
Total	240	42.63%	323	57.37%	563
0040409					
Poll Place	44	35.77%	79	64.23%	123
Vote by Mail	320	44.51%	399	55.49%	719
Mail Ballot	0		0		0
Total	364	43.23%	478	56.77%	842
0040411					
Poll Place	36	30.77%	81	69.23%	117
Vote by Mail	392	49.18%	405	50.82%	797
Mail Ballot	0		0		0
Total	428	46.83%	486	53.17%	914
0040414					
Poll Place	56	43.75%	72	56.25%	128
Vote by Mail	466	54.06%	396	45.94%	862
Mail Ballot	0		0		0
Total	522	52.73%	468	47.27%	990

Precinct	Registered Voters
0040415	
Poll Place	1,659
Vote by Mail	1,659
Mail Ballot	1,659
Total	1,659
0040419	
Poll Place	1,293
Vote by Mail	1,293
Mail Ballot	1,293
Total	1,293
0040421	
Poll Place	995
Vote by Mail	995
Mail Ballot	995
Total	995
0040424	
Poll Place	1,153
Vote by Mail	1,153
Mail Ballot	1,153
Total	1,153
0040428	
Poll Place	955
Vote by Mail	955
Mail Ballot	955
Total	955
0040429	
Poll Place	1,391
Vote by Mail	1,391
Mail Ballot	1,391
Total	1,391

Precinct	Yes		No		Total Votes
0040415					
Poll Place	37	27.41%	98	72.59%	135
Vote by Mail	373	30.10%	866	69.90%	1,239
Mail Ballot	0		0		0
Total	410	29.84%	964	70.16%	1,374
0040419					
Poll Place	28	23.93%	89	76.07%	117
Vote by Mail	329	37.09%	558	62.91%	887
Mail Ballot	0		0		0
Total	357	35.56%	647	64.44%	1,004
0040421					
Poll Place	30	33.33%	60	66.67%	90
Vote by Mail	295	41.73%	412	58.27%	707
Mail Ballot	0		0		0
Total	325	40.78%	472	59.22%	797
0040424					
Poll Place	47	42.34%	64	57.66%	111
Vote by Mail	325	53.28%	285	46.72%	610
Mail Ballot	0		0		0
Total	372	51.60%	349	48.40%	721
0040428					
Poll Place	31	41.33%	44	58.67%	75
Vote by Mail	257	49.81%	259	50.19%	516
Mail Ballot	0		0		0
Total	288	48.73%	303	51.27%	591
0040429					
Poll Place	36	19.89%	145	80.11%	181
Vote by Mail	362	37.79%	596	62.21%	958
Mail Ballot	0		0		0
Total	398	34.94%	741	65.06%	1,139

Precinct	Registered Voters
0040430	
Poll Place	1,652
Vote by Mail	1,652
Mail Ballot	1,652
Total	1,652
0040432	
Poll Place	738
Vote by Mail	738
Mail Ballot	738
Total	738
0040433	
Poll Place	1,085
Vote by Mail	1,085
Mail Ballot	1,085
Total	1,085
0040435	
Poll Place	1,334
Vote by Mail	1,334
Mail Ballot	1,334
Total	1,334
0040436	
Poll Place	840
Vote by Mail	840
Mail Ballot	840
Total	840
0040440	
Poll Place	991
Vote by Mail	991
Mail Ballot	991
Total	991

Precinct	Yes		No		Total Votes
0040430					
Poll Place	34	25.95%	97	74.05%	131
Vote by Mail	411	37.40%	688	62.60%	1,099
Mail Ballot	0		0		0
Total	445	36.18%	785	63.82%	1,230
0040432					
Poll Place	32	29.36%	77	70.64%	109
Vote by Mail	169	32.19%	356	67.81%	525
Mail Ballot	0		0		0
Total	201	31.70%	433	68.30%	634
0040433					
Poll Place	23	15.97%	121	84.03%	144
Vote by Mail	263	37.04%	447	62.96%	710
Mail Ballot	0		0		0
Total	286	33.49%	568	66.51%	854
0040435					
Poll Place	30	27.03%	81	72.97%	111
Vote by Mail	351	34.75%	659	65.25%	1,010
Mail Ballot	0		0		0
Total	381	33.99%	740	66.01%	1,121
0040436					
Poll Place	21	16.28%	108	83.72%	129
Vote by Mail	184	34.39%	351	65.61%	535
Mail Ballot	0		0		0
Total	205	30.87%	459	69.13%	664
0040440					
Poll Place	33	31.43%	72	68.57%	105
Vote by Mail	291	42.86%	388	57.14%	679
Mail Ballot	0		0		0
Total	324	41.33%	460	58.67%	784

Precinct	Registered Voters
0040441	
Poll Place	1,404
Vote by Mail	1,404
Mail Ballot	1,404
Total	1,404
0040442	
Poll Place	901
Vote by Mail	901
Mail Ballot	901
Total	901
0040443	
Poll Place	703
Vote by Mail	703
Mail Ballot	703
Total	703
0040444	
Poll Place	702
Vote by Mail	702
Mail Ballot	702
Total	702
0040447	
Poll Place	1,022
Vote by Mail	1,022
Mail Ballot	1,022
Total	1,022
0040454	
Poll Place	992
Vote by Mail	992
Mail Ballot	992
Total	992

Precinct	Yes		No		Total Votes
0040441					
Poll Place	18	27.27%	48	72.73%	66
Vote by Mail	327	27.20%	875	72.80%	1,202
Mail Ballot	0		0		0
Total	345	27.21%	923	72.79%	1,268
0040442					
Poll Place	26	37.14%	44	62.86%	70
Vote by Mail	263	41.09%	377	58.91%	640
Mail Ballot	0		0		0
Total	289	40.70%	421	59.30%	710
0040443					
Poll Place	19	29.69%	45	70.31%	64
Vote by Mail	168	35.97%	299	64.03%	467
Mail Ballot	0		0		0
Total	187	35.22%	344	64.78%	531
0040444					
Poll Place	23	45.10%	28	54.90%	51
Vote by Mail	220	51.76%	205	48.24%	425
Mail Ballot	0		0		0
Total	243	51.05%	233	48.95%	476
0040447					
Poll Place	23	38.98%	36	61.02%	59
Vote by Mail	263	37.20%	444	62.80%	707
Mail Ballot	0		0		0
Total	286	37.34%	480	62.66%	766
0040454					
Poll Place	28	31.11%	62	68.89%	90
Vote by Mail	322	48.28%	345	51.72%	667
Mail Ballot	0		0		0
Total	350	46.24%	407	53.76%	757

Precinct	Registered Voters
0040455	
Poll Place	2,039
Vote by Mail	2,039
Mail Ballot	2,039
Total	2,039
0040460	
Poll Place	960
Vote by Mail	960
Mail Ballot	960
Total	960
0040461	
Poll Place	1,495
Vote by Mail	1,495
Mail Ballot	1,495
Total	1,495
0040462	
Poll Place	1,455
Vote by Mail	1,455
Mail Ballot	1,455
Total	1,455
0040463	
Poll Place	971
Vote by Mail	971
Mail Ballot	971
Total	971
0040464	
Poll Place	1,231
Vote by Mail	1,231
Mail Ballot	1,231
Total	1,231

Precinct	Yes		No		Total Votes
0040455					
Poll Place	82	30.83%	184	69.17%	266
Vote by Mail	522	36.43%	911	63.57%	1,433
Mail Ballot	0		0		0
Total	604	35.55%	1,095	64.45%	1,699
0040460					
Poll Place	26	26.00%	74	74.00%	100
Vote by Mail	238	35.10%	440	64.90%	678
Mail Ballot	0		0		0
Total	264	33.93%	514	66.07%	778
0040461					
Poll Place	31	20.39%	121	79.61%	152
Vote by Mail	370	33.15%	746	66.85%	1,116
Mail Ballot	0		0		0
Total	401	31.62%	867	68.38%	1,268
0040462					
Poll Place	25	25.51%	73	74.49%	98
Vote by Mail	454	40.83%	658	59.17%	1,112
Mail Ballot	0		0		0
Total	479	39.59%	731	60.41%	1,210
0040463					
Poll Place	43	32.33%	90	67.67%	133
Vote by Mail	303	47.12%	340	52.88%	643
Mail Ballot	0		0		0
Total	346	44.59%	430	55.41%	776
0040464					
Poll Place	62	41.33%	88	58.67%	150
Vote by Mail	388	50.00%	388	50.00%	776
Mail Ballot	0		0		0
Total	450	48.60%	476	51.40%	926

Precinct	Registered Voters
0040466	
Poll Place	1,332
Vote by Mail	1,332
Mail Ballot	1,332
Total	1,332
0040469	
Poll Place	929
Vote by Mail	929
Mail Ballot	929
Total	929
0040470	
Poll Place	1,081
Vote by Mail	1,081
Mail Ballot	1,081
Total	1,081
0040471	
Poll Place	1,591
Vote by Mail	1,591
Mail Ballot	1,591
Total	1,591
0040475	
Poll Place	1,090
Vote by Mail	1,090
Mail Ballot	1,090
Total	1,090
0040480	
Poll Place	1,194
Vote by Mail	1,194
Mail Ballot	1,194
Total	1,194

Precinct	Yes		No		Total Votes
0040466					
Poll Place	39	24.68%	119	75.32%	158
Vote by Mail	343	37.49%	572	62.51%	915
Mail Ballot	0		0		0
Total	382	35.60%	691	64.40%	1,073
0040469					
Poll Place	52	33.77%	102	66.23%	154
Vote by Mail	257	50.49%	252	49.51%	509
Mail Ballot	0		0		0
Total	309	46.61%	354	53.39%	663
0040470					
Poll Place	38	34.55%	72	65.45%	110
Vote by Mail	307	45.08%	374	54.92%	681
Mail Ballot	0		0		0
Total	345	43.62%	446	56.38%	791
0040471					
Poll Place	67	39.41%	103	60.59%	170
Vote by Mail	476	48.92%	497	51.08%	973
Mail Ballot	0		0		0
Total	543	47.51%	600	52.49%	1,143
0040475					
Poll Place	30	30.00%	70	70.00%	100
Vote by Mail	305	42.42%	414	57.58%	719
Mail Ballot	0		0		0
Total	335	40.90%	484	59.10%	819
0040480					
Poll Place	29	29.90%	68	70.10%	97
Vote by Mail	300	34.25%	576	65.75%	876
Mail Ballot	0		0		0
Total	329	33.81%	644	66.19%	973

Precinct	Registered Voters
0040494	
Poll Place	979
Vote by Mail	979
Mail Ballot	979
Total	979
0040495	
Poll Place	1,789
Vote by Mail	1,789
Mail Ballot	1,789
Total	1,789
0040496	
Poll Place	1,396
Vote by Mail	1,396
Mail Ballot	1,396
Total	1,396
0040497	
Poll Place	885
Vote by Mail	885
Mail Ballot	885
Total	885
0041240	
Poll Place	368
Vote by Mail	368
Mail Ballot	368
Total	368
0041780	
Poll Place	1,346
Vote by Mail	1,346
Mail Ballot	1,346
Total	1,346

Precinct	Yes		No		Total Votes
0040494					
Poll Place	12	19.67%	49	80.33%	61
Vote by Mail	311	42.54%	420	57.46%	731
Mail Ballot	0		0		0
Total	323	40.78%	469	59.22%	792
0040495					
Poll Place	43	41.35%	61	58.65%	104
Vote by Mail	583	43.38%	761	56.62%	1,344
Mail Ballot	0		0		0
Total	626	43.23%	822	56.77%	1,448
0040496					
Poll Place	55	31.25%	121	68.75%	176
Vote by Mail	377	36.43%	658	63.57%	1,035
Mail Ballot	0		0		0
Total	432	35.67%	779	64.33%	1,211
0040497					
Poll Place	32	30.77%	72	69.23%	104
Vote by Mail	241	42.13%	331	57.87%	572
Mail Ballot	0		0		0
Total	273	40.38%	403	59.62%	676
0041240					
Poll Place	41	51.25%	39	48.75%	80
Vote by Mail	78	46.71%	89	53.29%	167
Mail Ballot	0		0		0
Total	119	48.18%	128	51.82%	247
0041780					
Poll Place	85	32.57%	176	67.43%	261
Vote by Mail	282	40.34%	417	59.66%	699
Mail Ballot	0		0		0
Total	367	38.23%	593	61.77%	960

Precinct	Registered Voters
0041820	
Poll Place	1,420
Vote by Mail	1,420
Mail Ballot	1,420
Total	1,420
0041910	
Poll Place	628
Vote by Mail	628
Mail Ballot	628
Total	628
0041913	
Poll Place	1,937
Vote by Mail	1,937
Mail Ballot	1,937
Total	1,937
0041915	
Poll Place	1,594
Vote by Mail	1,594
Mail Ballot	1,594
Total	1,594
0042218	
Poll Place	847
Vote by Mail	847
Mail Ballot	847
Total	847
0042261	
Poll Place	372
Vote by Mail	372
Mail Ballot	372
Total	372

Precinct	Yes		No		Total Votes
0041820					
Poll Place	63	27.27%	168	72.73%	231
Vote by Mail	403	45.54%	482	54.46%	885
Mail Ballot	0		0		0
Total	466	41.76%	650	58.24%	1,116
0041910					
Poll Place	12	17.39%	57	82.61%	69
Vote by Mail	98	22.37%	340	77.63%	438
Mail Ballot	0		0		0
Total	110	21.70%	397	78.30%	507
0041913					
Poll Place	34	17.53%	160	82.47%	194
Vote by Mail	408	27.57%	1,072	72.43%	1,480
Mail Ballot	0		0		0
Total	442	26.40%	1,232	73.60%	1,674
0041915					
Poll Place	22	13.75%	138	86.25%	160
Vote by Mail	272	23.21%	900	76.79%	1,172
Mail Ballot	0		0		0
Total	294	22.07%	1,038	77.93%	1,332
0042218					
Poll Place	20	12.99%	134	87.01%	154
Vote by Mail	155	34.60%	293	65.40%	448
Mail Ballot	0		0		0
Total	175	29.07%	427	70.93%	602
0042261					
Poll Place	40	71.43%	16	28.57%	56
Vote by Mail	129	65.48%	68	34.52%	197
Mail Ballot	0		0		0
Total	169	66.80%	84	33.20%	253

Precinct	Registered Voters
0042390	
Poll Place	485
Vote by Mail	485
Mail Ballot	485
Total	485
0042630	
Poll Place	647
Vote by Mail	647
Mail Ballot	647
Total	647
0042842	
Poll Place	1,330
Vote by Mail	1,330
Mail Ballot	1,330
Total	1,330
0042845	
Poll Place	1,159
Vote by Mail	1,159
Mail Ballot	1,159
Total	1,159
0043043	
Poll Place	1,329
Vote by Mail	1,329
Mail Ballot	1,329
Total	1,329
0043048	
Poll Place	1,084
Vote by Mail	1,084
Mail Ballot	1,084
Total	1,084

Precinct	Yes		No		Total Votes
0042390					
Poll Place	18	23.08%	60	76.92%	78
Vote by Mail	89	32.84%	182	67.16%	271
Mail Ballot	0		0		0
Total	107	30.66%	242	69.34%	349
0042630					
Poll Place	26	24.07%	82	75.93%	108
Vote by Mail	109	28.31%	276	71.69%	385
Mail Ballot	0		0		0
Total	135	27.38%	358	72.62%	493
0042842					
Poll Place	48	25.95%	137	74.05%	185
Vote by Mail	428	45.29%	517	54.71%	945
Mail Ballot	0		0		0
Total	476	42.12%	654	57.88%	1,130
0042845					
Poll Place	42	17.80%	194	82.20%	236
Vote by Mail	257	36.15%	454	63.85%	711
Mail Ballot	0		0		0
Total	299	31.57%	648	68.43%	947
0043043					
Poll Place	20	14.18%	121	85.82%	141
Vote by Mail	237	23.12%	788	76.88%	1,025
Mail Ballot	0		0		0
Total	257	22.04%	909	77.96%	1,166
0043048					
Poll Place	30	21.90%	107	78.10%	137
Vote by Mail	191	27.05%	515	72.95%	706
Mail Ballot	0		0		0
Total	221	26.22%	622	73.78%	843

Precinct	Registered Voters
0043050	
Poll Place	1,195
Vote by Mail	1,195
Mail Ballot	1,195
Total	1,195
0043051	
Poll Place	620
Vote by Mail	620
Mail Ballot	620
Total	620
0043052	
Poll Place	903
Vote by Mail	903
Mail Ballot	903
Total	903
0043053	
Poll Place	1,228
Vote by Mail	1,228
Mail Ballot	1,228
Total	1,228
0043055	
Poll Place	1,018
Vote by Mail	1,018
Mail Ballot	1,018
Total	1,018
0043059	
Poll Place	1,336
Vote by Mail	1,336
Mail Ballot	1,336
Total	1,336

Precinct	Yes		No		Total Votes
0043050					
Poll Place	42	27.27%	112	72.73%	154
Vote by Mail	243	29.14%	591	70.86%	834
Mail Ballot	0		0		0
Total	285	28.85%	703	71.15%	988
0043051					
Poll Place	8	20.00%	32	80.00%	40
Vote by Mail	128	25.45%	375	74.55%	503
Mail Ballot	0		0		0
Total	136	25.05%	407	74.95%	543
0043052					
Poll Place	26	24.53%	80	75.47%	106
Vote by Mail	189	28.72%	469	71.28%	658
Mail Ballot	0		0		0
Total	215	28.14%	549	71.86%	764
0043053					
Poll Place	32	20.38%	125	79.62%	157
Vote by Mail	248	28.34%	627	71.66%	875
Mail Ballot	0		0		0
Total	280	27.13%	752	72.87%	1,032
0043055					
Poll Place	11	14.86%	63	85.14%	74
Vote by Mail	159	19.88%	641	80.13%	800
Mail Ballot	0		0		0
Total	170	19.45%	704	80.55%	874
0043059					
Poll Place	24	17.65%	112	82.35%	136
Vote by Mail	253	25.07%	756	74.93%	1,009
Mail Ballot	0		0		0
Total	277	24.19%	868	75.81%	1,145

Precinct	Registered Voters
0043170	
Poll Place	1,402
Vote by Mail	1,402
Mail Ballot	1,402
Total	1,402
0043290	
Poll Place	488
Vote by Mail	488
Mail Ballot	488
Total	488
0043310	
Poll Place	724
Vote by Mail	724
Mail Ballot	724
Total	724
0043320	
Poll Place	1,647
Vote by Mail	1,647
Mail Ballot	1,647
Total	1,647
0043340	
Poll Place	1,002
Vote by Mail	1,002
Mail Ballot	1,002
Total	1,002
0043510	
Poll Place	877
Vote by Mail	877
Mail Ballot	877
Total	877

Precinct	Yes		No		Total Votes
0043170					
Poll Place	46	35.66%	83	64.34%	129
Vote by Mail	270	36.73%	465	63.27%	735
Mail Ballot	0		0		0
Total	316	36.57%	548	63.43%	864
0043290					
Poll Place	5	8.06%	57	91.94%	62
Vote by Mail	72	19.57%	296	80.43%	368
Mail Ballot	0		0		0
Total	77	17.91%	353	82.09%	430
0043310					
Poll Place	35	36.08%	62	63.92%	97
Vote by Mail	136	40.96%	196	59.04%	332
Mail Ballot	0		0		0
Total	171	39.86%	258	60.14%	429
0043320					
Poll Place	30	15.00%	170	85.00%	200
Vote by Mail	292	26.33%	817	73.67%	1,109
Mail Ballot	0		0		0
Total	322	24.60%	987	75.40%	1,309
0043340					
Poll Place	39	21.91%	139	78.09%	178
Vote by Mail	158	29.04%	386	70.96%	544
Mail Ballot	0		0		0
Total	197	27.29%	525	72.71%	722
0043510					
Poll Place	61	46.21%	71	53.79%	132
Vote by Mail	218	47.49%	241	52.51%	459
Mail Ballot	0		0		0
Total	279	47.21%	312	52.79%	591

Precinct	Registered Voters
0043520	
Poll Place	808
Vote by Mail	808
Mail Ballot	808
Total	808
0043540	
Poll Place	994
Vote by Mail	994
Mail Ballot	994
Total	994
0043567	
Poll Place	1,459
Vote by Mail	1,459
Mail Ballot	1,459
Total	1,459
0043568	
Poll Place	1,533
Vote by Mail	1,533
Mail Ballot	1,533
Total	1,533
0043570	
Poll Place	810
Vote by Mail	810
Mail Ballot	810
Total	810
0043572	
Poll Place	887
Vote by Mail	887
Mail Ballot	887
Total	887

Precinct	Yes		No		Total Votes
0043520					
Poll Place	29	39.19%	45	60.81%	74
Vote by Mail	210	56.76%	160	43.24%	370
Mail Ballot	0		0		0
Total	239	53.83%	205	46.17%	444
0043540					
Poll Place	33	51.56%	31	48.44%	64
Vote by Mail	254	38.48%	406	61.52%	660
Mail Ballot	0		0		0
Total	287	39.64%	437	60.36%	724
0043567					
Poll Place	69	54.76%	57	45.24%	126
Vote by Mail	445	56.40%	344	43.60%	789
Mail Ballot	0		0		0
Total	514	56.17%	401	43.83%	915
0043568					
Poll Place	68	58.62%	48	41.38%	116
Vote by Mail	471	59.70%	318	40.30%	789
Mail Ballot	0		0		0
Total	539	59.56%	366	40.44%	905
0043570					
Poll Place	33	43.42%	43	56.58%	76
Vote by Mail	218	48.66%	230	51.34%	448
Mail Ballot	0		0		0
Total	251	47.90%	273	52.10%	524
0043572					
Poll Place	39	46.99%	44	53.01%	83
Vote by Mail	226	52.44%	205	47.56%	431
Mail Ballot	0		0		0
Total	265	51.56%	249	48.44%	514

Precinct	Registered Voters
0044103	
Poll Place	1,095
Vote by Mail	1,095
Mail Ballot	1,095
Total	1,095
0044104	
Poll Place	1,669
Vote by Mail	1,669
Mail Ballot	1,669
Total	1,669
0044105	
Poll Place	1,097
Vote by Mail	1,097
Mail Ballot	1,097
Total	1,097
0044106	
Poll Place	1,303
Vote by Mail	1,303
Mail Ballot	1,303
Total	1,303
0044107	
Poll Place	1,405
Vote by Mail	1,405
Mail Ballot	1,405
Total	1,405
0044112	
Poll Place	1,010
Vote by Mail	1,010
Mail Ballot	1,010
Total	1,010

Precinct	Yes		No		Total Votes
0044103					
Poll Place	9	9.18%	89	90.82%	98
Vote by Mail	216	25.15%	643	74.85%	859
Mail Ballot	0		0		0
Total	225	23.51%	732	76.49%	957
0044104					
Poll Place	33	33.67%	65	66.33%	98
Vote by Mail	601	52.81%	537	47.19%	1,138
Mail Ballot	0		0		0
Total	634	51.29%	602	48.71%	1,236
0044105					
Poll Place	23	26.14%	65	73.86%	88
Vote by Mail	336	48.35%	359	51.65%	695
Mail Ballot	0		0		0
Total	359	45.85%	424	54.15%	783
0044106					
Poll Place	24	25.26%	71	74.74%	95
Vote by Mail	412	47.41%	457	52.59%	869
Mail Ballot	0		0		0
Total	436	45.23%	528	54.77%	964
0044107					
Poll Place	16	25.00%	48	75.00%	64
Vote by Mail	412	36.72%	710	63.28%	1,122
Mail Ballot	0		0		0
Total	428	36.09%	758	63.91%	1,186
0044112					
Poll Place	18	20.22%	71	79.78%	89
Vote by Mail	194	27.06%	523	72.94%	717
Mail Ballot	0		0		0
Total	212	26.30%	594	73.70%	806

Precinct	Registered Voters
0044113	
Poll Place	803
Vote by Mail	803
Mail Ballot	803
Total	803
0050020	
Poll Place	1,131
Vote by Mail	1,131
Mail Ballot	1,131
Total	1,131
0050180	
Poll Place	1,094
Vote by Mail	1,094
Mail Ballot	1,094
Total	1,094
0050190	
Poll Place	1,444
Vote by Mail	1,444
Mail Ballot	1,444
Total	1,444
0050200	
Poll Place	1,155
Vote by Mail	1,155
Mail Ballot	1,155
Total	1,155
0050211	
Poll Place	1,674
Vote by Mail	1,674
Mail Ballot	1,674
Total	1,674

Precinct	Yes		No		Total Votes
0044113					
Poll Place	37	41.57%	52	58.43%	89
Vote by Mail	206	37.80%	339	62.20%	545
Mail Ballot	0		0		0
Total	243	38.33%	391	61.67%	634
0050020					
Poll Place	71	57.72%	52	42.28%	123
Vote by Mail	275	59.65%	186	40.35%	461
Mail Ballot	0		0		0
Total	346	59.25%	238	40.75%	584
0050180					
Poll Place	55	62.50%	33	37.50%	88
Vote by Mail	337	59.44%	230	40.56%	567
Mail Ballot	0		0		0
Total	392	59.85%	263	40.15%	655
0050190					
Poll Place	72	55.81%	57	44.19%	129
Vote by Mail	409	61.60%	255	38.40%	664
Mail Ballot	0		0		0
Total	481	60.66%	312	39.34%	793
0050200					
Poll Place	70	70.00%	30	30.00%	100
Vote by Mail	340	65.26%	181	34.74%	521
Mail Ballot	0		0		0
Total	410	66.02%	211	33.98%	621
0050211					
Poll Place	93	58.13%	67	41.88%	160
Vote by Mail	540	60.54%	352	39.46%	892
Mail Ballot	0		0		0
Total	633	60.17%	419	39.83%	1,052

Precinct	Registered Voters
0050501	
Poll Place	487
Vote by Mail	487
Mail Ballot	487
Total	487
0050503	
Poll Place	614
Vote by Mail	614
Mail Ballot	614
Total	614
0050505	
Poll Place	691
Vote by Mail	691
Mail Ballot	691
Total	691
0050506	
Poll Place	952
Vote by Mail	952
Mail Ballot	952
Total	952
0050507	
Poll Place	1,131
Vote by Mail	1,131
Mail Ballot	1,131
Total	1,131
0050509	
Poll Place	1,560
Vote by Mail	1,560
Mail Ballot	1,560
Total	1,560

Precinct	Yes		No		Total Votes
0050501					
Poll Place	17	56.67%	13	43.33%	30
Vote by Mail	97	60.63%	63	39.38%	160
Mail Ballot	0		0		0
Total	114	60.00%	76	40.00%	190
0050503					
Poll Place	12	46.15%	14	53.85%	26
Vote by Mail	169	63.77%	96	36.23%	265
Mail Ballot	0		0		0
Total	181	62.20%	110	37.80%	291
0050505					
Poll Place	21	46.67%	24	53.33%	45
Vote by Mail	196	57.48%	145	42.52%	341
Mail Ballot	0		0		0
Total	217	56.22%	169	43.78%	386
0050506					
Poll Place	20	47.62%	22	52.38%	42
Vote by Mail	206	66.45%	104	33.55%	310
Mail Ballot	0		0		0
Total	226	64.20%	126	35.80%	352
0050507					
Poll Place	26	68.42%	12	31.58%	38
Vote by Mail	254	61.50%	159	38.50%	413
Mail Ballot	0		0		0
Total	280	62.08%	171	37.92%	451
0050509					
Poll Place	88	64.23%	49	35.77%	137
Vote by Mail	389	67.18%	190	32.82%	579
Mail Ballot	0		0		0
Total	477	66.62%	239	33.38%	716

Precinct	Registered Voters
0050511	
Poll Place	1,636
Vote by Mail	1,636
Mail Ballot	1,636
Total	1,636
0050514	
Poll Place	1,259
Vote by Mail	1,259
Mail Ballot	1,259
Total	1,259
0050517	
Poll Place	1,091
Vote by Mail	1,091
Mail Ballot	1,091
Total	1,091
0050518	
Poll Place	384
Vote by Mail	384
Mail Ballot	384
Total	384
0050519	
Poll Place	1,525
Vote by Mail	1,525
Mail Ballot	1,525
Total	1,525
0050523	
Poll Place	682
Vote by Mail	682
Mail Ballot	682
Total	682

Precinct	Yes		No		Total Votes
0050511					
Poll Place	43	68.25%	20	31.75%	63
Vote by Mail	359	65.99%	185	34.01%	544
Mail Ballot	0		0		0
Total	402	66.23%	205	33.77%	607
0050514					
Poll Place	45	49.45%	46	50.55%	91
Vote by Mail	350	60.24%	231	39.76%	581
Mail Ballot	0		0		0
Total	395	58.78%	277	41.22%	672
0050517					
Poll Place	49	36.57%	85	63.43%	134
Vote by Mail	322	44.35%	404	55.65%	726
Mail Ballot	0		0		0
Total	371	43.14%	489	56.86%	860
0050518					
Poll Place	16	66.67%	8	33.33%	24
Vote by Mail	133	60.45%	87	39.55%	220
Mail Ballot	0		0		0
Total	149	61.07%	95	38.93%	244
0050519					
Poll Place	40	26.49%	111	73.51%	151
Vote by Mail	408	38.24%	659	61.76%	1,067
Mail Ballot	0		0		0
Total	448	36.78%	770	63.22%	1,218
0050523					
Poll Place	18	58.06%	13	41.94%	31
Vote by Mail	254	59.91%	170	40.09%	424
Mail Ballot	0		0		0
Total	272	59.78%	183	40.22%	455

Precinct	Registered Voters
0050524	
Poll Place	1,571
Vote by Mail	1,571
Mail Ballot	1,571
Total	1,571
0050532	
Poll Place	1,302
Vote by Mail	1,302
Mail Ballot	1,302
Total	1,302
0050536	
Poll Place	489
Vote by Mail	489
Mail Ballot	489
Total	489
0050538	
Poll Place	702
Vote by Mail	702
Mail Ballot	702
Total	702
0050541	
Poll Place	1,081
Vote by Mail	1,081
Mail Ballot	1,081
Total	1,081
0050543	
Poll Place	352
Vote by Mail	352
Mail Ballot	352
Total	352

Precinct	Yes		No		Total Votes
0050524					
Poll Place	65	66.33%	33	33.67%	98
Vote by Mail	482	67.51%	232	32.49%	714
Mail Ballot	0		0		0
Total	547	67.36%	265	32.64%	812
0050532					
Poll Place	20	43.48%	26	56.52%	46
Vote by Mail	337	65.31%	179	34.69%	516
Mail Ballot	0		0		0
Total	357	63.52%	205	36.48%	562
0050536					
Poll Place	22	61.11%	14	38.89%	36
Vote by Mail	196	69.01%	88	30.99%	284
Mail Ballot	0		0		0
Total	218	68.13%	102	31.88%	320
0050538					
Poll Place	41	55.41%	33	44.59%	74
Vote by Mail	242	63.52%	139	36.48%	381
Mail Ballot	0		0		0
Total	283	62.20%	172	37.80%	455
0050541					
Poll Place	25	65.79%	13	34.21%	38
Vote by Mail	342	66.41%	173	33.59%	515
Mail Ballot	0		0		0
Total	367	66.37%	186	33.63%	553
0050543					
Poll Place	14	63.64%	8	36.36%	22
Vote by Mail	97	54.19%	82	45.81%	179
Mail Ballot	0		0		0
Total	111	55.22%	90	44.78%	201

Precinct	Registered Voters
0050545	
Poll Place	1,364
Vote by Mail	1,364
Mail Ballot	1,364
Total	1,364
0050548	
Poll Place	1,202
Vote by Mail	1,202
Mail Ballot	1,202
Total	1,202
0050552	
Poll Place	911
Vote by Mail	911
Mail Ballot	911
Total	911
0050560	
Poll Place	900
Vote by Mail	900
Mail Ballot	900
Total	900
0050576	
Poll Place	1,621
Vote by Mail	1,621
Mail Ballot	1,621
Total	1,621
0050590	
Poll Place	521
Vote by Mail	521
Mail Ballot	521
Total	521

Precinct	Yes		No		Total Votes
0050545					
Poll Place	61	66.30%	31	33.70%	92
Vote by Mail	453	59.92%	303	40.08%	756
Mail Ballot	0		0		0
Total	514	60.61%	334	39.39%	848
0050548					
Poll Place	42	50.00%	42	50.00%	84
Vote by Mail	351	64.17%	196	35.83%	547
Mail Ballot	0		0		0
Total	393	62.28%	238	37.72%	631
0050552					
Poll Place	39	54.17%	33	45.83%	72
Vote by Mail	265	58.63%	187	41.37%	452
Mail Ballot	0		0		0
Total	304	58.02%	220	41.98%	524
0050560					
Poll Place	34	64.15%	19	35.85%	53
Vote by Mail	228	65.90%	118	34.10%	346
Mail Ballot	0		0		0
Total	262	65.66%	137	34.34%	399
0050576					
Poll Place	51	52.58%	46	47.42%	97
Vote by Mail	517	57.00%	390	43.00%	907
Mail Ballot	0		0		0
Total	568	56.57%	436	43.43%	1,004
0050590					
Poll Place	25	71.43%	10	28.57%	35
Vote by Mail	143	68.75%	65	31.25%	208
Mail Ballot	0		0		0
Total	168	69.14%	75	30.86%	243

Precinct	Registered Voters
0050731	
Poll Place	1,136
Vote by Mail	1,136
Mail Ballot	1,136
Total	1,136
0050741	
Poll Place	1,124
Vote by Mail	1,124
Mail Ballot	1,124
Total	1,124
0050742	
Poll Place	1,083
Vote by Mail	1,083
Mail Ballot	1,083
Total	1,083
0050750	
Poll Place	785
Vote by Mail	785
Mail Ballot	785
Total	785
0050751	
Poll Place	422
Vote by Mail	422
Mail Ballot	422
Total	422
0050752	
Poll Place	1,382
Vote by Mail	1,382
Mail Ballot	1,382
Total	1,382

Precinct	Yes		No		Total Votes
0050731					
Poll Place	42	64.62%	23	35.38%	65
Vote by Mail	341	63.86%	193	36.14%	534
Mail Ballot	0		0		0
Total	383	63.94%	216	36.06%	599
0050741					
Poll Place	30	52.63%	27	47.37%	57
Vote by Mail	340	57.53%	251	42.47%	591
Mail Ballot	0		0		0
Total	370	57.10%	278	42.90%	648
0050742					
Poll Place	54	59.34%	37	40.66%	91
Vote by Mail	303	59.18%	209	40.82%	512
Mail Ballot	0		0		0
Total	357	59.20%	246	40.80%	603
0050750					
Poll Place	44	56.41%	34	43.59%	78
Vote by Mail	240	57.28%	179	42.72%	419
Mail Ballot	0		0		0
Total	284	57.14%	213	42.86%	497
0050751					
Poll Place	22	51.16%	21	48.84%	43
Vote by Mail	109	52.15%	100	47.85%	209
Mail Ballot	0		0		0
Total	131	51.98%	121	48.02%	252
0050752					
Poll Place	61	31.77%	131	68.23%	192
Vote by Mail	367	47.17%	411	52.83%	778
Mail Ballot	0		0		0
Total	428	44.12%	542	55.88%	970

Precinct	Registered Voters
0050765	
Poll Place	1,244
Vote by Mail	1,244
Mail Ballot	1,244
Total	1,244
0051180	
Poll Place	982
Vote by Mail	982
Mail Ballot	982
Total	982
0051227	
Poll Place	662
Vote by Mail	662
Mail Ballot	662
Total	662
0051228	
Poll Place	687
Vote by Mail	687
Mail Ballot	687
Total	687
0051310	
Poll Place	476
Vote by Mail	476
Mail Ballot	476
Total	476
0051313	
Poll Place	277
Vote by Mail	277
Mail Ballot	277
Total	277

Precinct	Yes		No		Total Votes
0050765					
Poll Place	38	39.58%	58	60.42%	96
Vote by Mail	402	53.60%	348	46.40%	750
Mail Ballot	0		0		0
Total	440	52.01%	406	47.99%	846
0051180					
Poll Place	53	68.83%	24	31.17%	77
Vote by Mail	221	60.71%	143	39.29%	364
Mail Ballot	0		0		0
Total	274	62.13%	167	37.87%	441
0051227					
Poll Place	27	32.53%	56	67.47%	83
Vote by Mail	159	37.59%	264	62.41%	423
Mail Ballot	0		0		0
Total	186	36.76%	320	63.24%	506
0051228					
Poll Place	40	55.56%	32	44.44%	72
Vote by Mail	183	49.19%	189	50.81%	372
Mail Ballot	0		0		0
Total	223	50.23%	221	49.77%	444
0051310					
Poll Place	28	63.64%	16	36.36%	44
Vote by Mail	119	65.75%	62	34.25%	181
Mail Ballot	0		0		0
Total	147	65.33%	78	34.67%	225
0051313					
Poll Place	9	60.00%	6	40.00%	15
Vote by Mail	70	72.16%	27	27.84%	97
Mail Ballot	0		0		0
Total	79	70.54%	33	29.46%	112

Precinct	Registered Voters
0051331	
Poll Place	1,171
Vote by Mail	1,171
Mail Ballot	1,171
Total	1,171
0051332	
Poll Place	1,189
Vote by Mail	1,189
Mail Ballot	1,189
Total	1,189
0051690	
Poll Place	748
Vote by Mail	748
Mail Ballot	748
Total	748
0051727	
Poll Place	592
Vote by Mail	592
Mail Ballot	592
Total	592
0051728	
Poll Place	559
Vote by Mail	559
Mail Ballot	559
Total	559
0052033	
Poll Place	475
Vote by Mail	475
Mail Ballot	475
Total	475

Precinct	Yes		No		Total Votes
0051331					
Poll Place	62	62.00%	38	38.00%	100
Vote by Mail	313	49.37%	321	50.63%	634
Mail Ballot	0		0		0
Total	375	51.09%	359	48.91%	734
0051332					
Poll Place	26	37.68%	43	62.32%	69
Vote by Mail	363	54.75%	300	45.25%	663
Mail Ballot	0		0		0
Total	389	53.14%	343	46.86%	732
0051690					
Poll Place	20	51.28%	19	48.72%	39
Vote by Mail	176	67.69%	84	32.31%	260
Mail Ballot	0		0		0
Total	196	65.55%	103	34.45%	299
0051727					
Poll Place	34	41.46%	48	58.54%	82
Vote by Mail	172	50.29%	170	49.71%	342
Mail Ballot	0		0		0
Total	206	48.58%	218	51.42%	424
0051728					
Poll Place	33	45.83%	39	54.17%	72
Vote by Mail	146	47.87%	159	52.13%	305
Mail Ballot	0		0		0
Total	179	47.48%	198	52.52%	377
0052033					
Poll Place	20	64.52%	11	35.48%	31
Vote by Mail	91	65.47%	48	34.53%	139
Mail Ballot	0		0		0
Total	111	65.29%	59	34.71%	170

Precinct	Registered Voters
0052034	
Poll Place	797
Vote by Mail	797
Mail Ballot	797
Total	797
0052070	
Poll Place	978
Vote by Mail	978
Mail Ballot	978
Total	978
0052080	
Poll Place	1,001
Vote by Mail	1,001
Mail Ballot	1,001
Total	1,001
0052110	
Poll Place	895
Vote by Mail	895
Mail Ballot	895
Total	895
0052180	
Poll Place	753
Vote by Mail	753
Mail Ballot	753
Total	753
0052182	
Poll Place	641
Vote by Mail	641
Mail Ballot	641
Total	641

Precinct	Yes		No		Total Votes
0052034					
Poll Place	44	63.77%	25	36.23%	69
Vote by Mail	222	65.68%	116	34.32%	338
Mail Ballot	0		0		0
Total	266	65.36%	141	34.64%	407
0052070					
Poll Place	44	53.66%	38	46.34%	82
Vote by Mail	223	57.92%	162	42.08%	385
Mail Ballot	0		0		0
Total	267	57.17%	200	42.83%	467
0052080					
Poll Place	27	49.09%	28	50.91%	55
Vote by Mail	241	65.31%	128	34.69%	369
Mail Ballot	0		0		0
Total	268	63.21%	156	36.79%	424
0052110					
Poll Place	34	56.67%	26	43.33%	60
Vote by Mail	201	64.84%	109	35.16%	310
Mail Ballot	0		0		0
Total	235	63.51%	135	36.49%	370
0052180					
Poll Place	42	59.15%	29	40.85%	71
Vote by Mail	224	63.82%	127	36.18%	351
Mail Ballot	0		0		0
Total	266	63.03%	156	36.97%	422
0052182					
Poll Place	17	58.62%	12	41.38%	29
Vote by Mail	194	62.38%	117	37.62%	311
Mail Ballot	0		0		0
Total	211	62.06%	129	37.94%	340

Precinct	Registered Voters
0052183	
Poll Place	929
Vote by Mail	929
Mail Ballot	929
Total	929
0052184	
Poll Place	890
Vote by Mail	890
Mail Ballot	890
Total	890
0052185	
Poll Place	410
Vote by Mail	410
Mail Ballot	410
Total	410
0052400	
Poll Place	1,170
Vote by Mail	1,170
Mail Ballot	1,170
Total	1,170
0052490	
Poll Place	1,059
Vote by Mail	1,059
Mail Ballot	1,059
Total	1,059
7010010	
Poll Place	2
Vote by Mail	2
Mail Ballot	2
Total	2

Precinct	Yes		No		Total Votes
0052183					
Poll Place	42	51.85%	39	48.15%	81
Vote by Mail	272	66.18%	139	33.82%	411
Mail Ballot	0		0		0
Total	314	63.82%	178	36.18%	492
0052184					
Poll Place	45	67.16%	22	32.84%	67
Vote by Mail	285	67.86%	135	32.14%	420
Mail Ballot	0		0		0
Total	330	67.76%	157	32.24%	487
0052185					
Poll Place	27	48.21%	29	51.79%	56
Vote by Mail	103	63.19%	60	36.81%	163
Mail Ballot	0		0		0
Total	130	59.36%	89	40.64%	219
0052400					
Poll Place	20	44.44%	25	55.56%	45
Vote by Mail	320	67.37%	155	32.63%	475
Mail Ballot	0		0		0
Total	340	65.38%	180	34.62%	520
0052490					
Poll Place	37	49.33%	38	50.67%	75
Vote by Mail	279	59.87%	187	40.13%	466
Mail Ballot	0		0		0
Total	316	58.41%	225	41.59%	541
7010010					
Poll Place	0		0		0
Vote by Mail	0		0		0
Mail Ballot	0	0.00%	2	100.00%	2
Total	0	0.00%	2	100.00%	2

Precinct	Registered Voters
7010015	
Poll Place	3
Vote by Mail	3
Mail Ballot	3
Total	3
7010050	
Poll Place	13
Vote by Mail	13
Mail Ballot	13
Total	13
7010080	
Poll Place	250
Vote by Mail	250
Mail Ballot	250
Total	250
7010084	
Poll Place	119
Vote by Mail	119
Mail Ballot	119
Total	119
7010085	
Poll Place	367
Vote by Mail	367
Mail Ballot	367
Total	367
7010090	
Poll Place	205
Vote by Mail	205
Mail Ballot	205
Total	205

Precinct	Yes		No		Total Votes
7010015					
Poll Place	0		0		0
Vote by Mail	0		0		0
Mail Ballot	1	50.00%	1	50.00%	2
Total	1	50.00%	1	50.00%	2
7010050					
Poll Place	0		0		0
Vote by Mail	0		0		0
Mail Ballot	2	33.33%	4	66.67%	6
Total	2	33.33%	4	66.67%	6
7010080					
Poll Place	0		0		0
Vote by Mail	0		0		0
Mail Ballot	53	25.24%	157	74.76%	210
Total	53	25.24%	157	74.76%	210
7010084					
Poll Place	0		0		0
Vote by Mail	0		0		0
Mail Ballot	31	45.59%	37	54.41%	68
Total	31	45.59%	37	54.41%	68
7010085					
Poll Place	0		0		0
Vote by Mail	0		0		0
Mail Ballot	76	24.44%	235	75.56%	311
Total	76	24.44%	235	75.56%	311
7010090					
Poll Place	0		0		0
Vote by Mail	0		0		0
Mail Ballot	36	25.00%	108	75.00%	144
Total	36	25.00%	108	75.00%	144

Precinct	Registered Voters
7010225	
Poll Place	3
Vote by Mail	3
Mail Ballot	3
Total	3
7010226	
Poll Place	80
Vote by Mail	80
Mail Ballot	80
Total	80
7010229	
Poll Place	96
Vote by Mail	96
Mail Ballot	96
Total	96
7011135	
Poll Place	65
Vote by Mail	65
Mail Ballot	65
Total	65
7011153	
Poll Place	371
Vote by Mail	371
Mail Ballot	371
Total	371
7011171	
Poll Place	151
Vote by Mail	151
Mail Ballot	151
Total	151

Precinct	Yes		No		Total Votes
7010225					
Poll Place	0		0		0
Vote by Mail	0		0		0
Mail Ballot	1	33.33%	2	66.67%	3
Total	1	33.33%	2	66.67%	3
7010226					
Poll Place	0		0		0
Vote by Mail	0		0		0
Mail Ballot	18	28.13%	46	71.88%	64
Total	18	28.13%	46	71.88%	64
7010229					
Poll Place	0		0		0
Vote by Mail	0		0		0
Mail Ballot	33	55.00%	27	45.00%	60
Total	33	55.00%	27	45.00%	60
7011135					
Poll Place	0		0		0
Vote by Mail	0		0		0
Mail Ballot	22	52.38%	20	47.62%	42
Total	22	52.38%	20	47.62%	42
7011153					
Poll Place	0		0		0
Vote by Mail	0		0		0
Mail Ballot	102	43.97%	130	56.03%	232
Total	102	43.97%	130	56.03%	232
7011171					
Poll Place	0		0		0
Vote by Mail	0		0		0
Mail Ballot	39	44.32%	49	55.68%	88
Total	39	44.32%	49	55.68%	88

Precinct	Registered Voters
7011200	
Poll Place	0
Vote by Mail	0
Mail Ballot	0
Total	0
7011202	
Poll Place	244
Vote by Mail	244
Mail Ballot	244
Total	244
7011208	
Poll Place	11
Vote by Mail	11
Mail Ballot	11
Total	11
7011209	
Poll Place	191
Vote by Mail	191
Mail Ballot	191
Total	191
7011290	
Poll Place	224
Vote by Mail	224
Mail Ballot	224
Total	224
7011382	
Poll Place	14
Vote by Mail	14
Mail Ballot	14
Total	14

Precinct	Yes		No		Total Votes
7011200					
Poll Place	0		0		0
Vote by Mail	0		0		0
Mail Ballot	0		0		0
Total	0		0		0
7011202					
Poll Place	0		0		0
Vote by Mail	0		0		0
Mail Ballot	41	23.56%	133	76.44%	174
Total	41	23.56%	133	76.44%	174
7011208					
Poll Place	0		0		0
Vote by Mail	0		0		0
Mail Ballot	0	0.00%	6	100.00%	6
Total	0	0.00%	6	100.00%	6
7011209					
Poll Place	0		0		0
Vote by Mail	0		0		0
Mail Ballot	54	60.00%	36	40.00%	90
Total	54	60.00%	36	40.00%	90
7011290					
Poll Place	0		0		0
Vote by Mail	0		0		0
Mail Ballot	37	23.57%	120	76.43%	157
Total	37	23.57%	120	76.43%	157
7011382					
Poll Place	0		0		0
Vote by Mail	0		0		0
Mail Ballot	0	0.00%	9	100.00%	9
Total	0	0.00%	9	100.00%	9

Precinct	Registered Voters
7011391	
Poll Place	26
Vote by Mail	26
Mail Ballot	26
Total	26
7011538	
Poll Place	176
Vote by Mail	176
Mail Ballot	176
Total	176
7011541	
Poll Place	1
Vote by Mail	1
Mail Ballot	1
Total	1
7011542	
Poll Place	5
Vote by Mail	5
Mail Ballot	5
Total	5
7011627	
Poll Place	0
Vote by Mail	0
Mail Ballot	0
Total	0
7011632	
Poll Place	92
Vote by Mail	92
Mail Ballot	92
Total	92

Precinct	Yes		No		Total Votes
7011391					
Poll Place	0		0		0
Vote by Mail	0		0		0
Mail Ballot	9	40.91%	13	59.09%	22
Total	9	40.91%	13	59.09%	22
7011538					
Poll Place	0		0		0
Vote by Mail	0		0		0
Mail Ballot	20	13.79%	125	86.21%	145
Total	20	13.79%	125	86.21%	145
7011541					
Poll Place	0		0		0
Vote by Mail	0		0		0
Mail Ballot	0	0.00%	1	100.00%	1
Total	0	0.00%	1	100.00%	1
7011542					
Poll Place	0		0		0
Vote by Mail	0		0		0
Mail Ballot	1	100.00%	0	0.00%	1
Total	1	100.00%	0	0.00%	1
7011627					
Poll Place	0		0		0
Vote by Mail	0		0		0
Mail Ballot	0		0		0
Total	0		0		0
7011632					
Poll Place	0		0		0
Vote by Mail	0		0		0
Mail Ballot	25	40.32%	37	59.68%	62
Total	25	40.32%	37	59.68%	62

Precinct	Registered Voters
7011683	
Poll Place	35
Vote by Mail	35
Mail Ballot	35
Total	35
7011703	
Poll Place	96
Vote by Mail	96
Mail Ballot	96
Total	96
7011719	
Poll Place	250
Vote by Mail	250
Mail Ballot	250
Total	250
7011759	
Poll Place	0
Vote by Mail	0
Mail Ballot	0
Total	0
7011760	
Poll Place	0
Vote by Mail	0
Mail Ballot	0
Total	0
7011773	
Poll Place	267
Vote by Mail	267
Mail Ballot	267
Total	267

Precinct	Yes		No		Total Votes
7011683					
Poll Place	0		0		0
Vote by Mail	0		0		0
Mail Ballot	6	24.00%	19	76.00%	25
Total	6	24.00%	19	76.00%	25
7011703					
Poll Place	0		0		0
Vote by Mail	0		0		0
Mail Ballot	13	15.48%	71	84.52%	84
Total	13	15.48%	71	84.52%	84
7011719					
Poll Place	0		0		0
Vote by Mail	0		0		0
Mail Ballot	62	33.33%	124	66.67%	186
Total	62	33.33%	124	66.67%	186
7011759					
Poll Place	0		0		0
Vote by Mail	0		0		0
Mail Ballot	0		0		0
Total	0		0		0
7011760					
Poll Place	0		0		0
Vote by Mail	0		0		0
Mail Ballot	0		0		0
Total	0		0		0
7011773					
Poll Place	0		0		0
Vote by Mail	0		0		0
Mail Ballot	47	20.52%	182	79.48%	229
Total	47	20.52%	182	79.48%	229

Precinct	Registered Voters
7011820	
Poll Place	90
Vote by Mail	90
Mail Ballot	90
Total	90
7011835	
Poll Place	0
Vote by Mail	0
Mail Ballot	0
Total	0
7011840	
Poll Place	21
Vote by Mail	21
Mail Ballot	21
Total	21
7011870	
Poll Place	11
Vote by Mail	11
Mail Ballot	11
Total	11
7011880	
Poll Place	0
Vote by Mail	0
Mail Ballot	0
Total	0
7011900	
Poll Place	133
Vote by Mail	133
Mail Ballot	133
Total	133

Precinct	Yes		No		Total Votes
7011820					
Poll Place	0		0		0
Vote by Mail	0		0		0
Mail Ballot	25	32.47%	52	67.53%	77
Total	25	32.47%	52	67.53%	77
7011835					
Poll Place	0		0		0
Vote by Mail	0		0		0
Mail Ballot	0		0		0
Total	0		0		0
7011840					
Poll Place	0		0		0
Vote by Mail	0		0		0
Mail Ballot	1	5.88%	16	94.12%	17
Total	1	5.88%	16	94.12%	17
7011870					
Poll Place	0		0		0
Vote by Mail	0		0		0
Mail Ballot	3	33.33%	6	66.67%	9
Total	3	33.33%	6	66.67%	9
7011880					
Poll Place	0		0		0
Vote by Mail	0		0		0
Mail Ballot	0		0		0
Total	0		0		0
7011900					
Poll Place	0		0		0
Vote by Mail	0		0		0
Mail Ballot	13	11.71%	98	88.29%	111
Total	13	11.71%	98	88.29%	111

Precinct	Registered Voters
7011915	
Poll Place	46
Vote by Mail	46
Mail Ballot	46
Total	46
7011922	
Poll Place	208
Vote by Mail	208
Mail Ballot	208
Total	208
7011983	
Poll Place	35
Vote by Mail	35
Mail Ballot	35
Total	35
7011999	
Poll Place	141
Vote by Mail	141
Mail Ballot	141
Total	141
7012010	
Poll Place	54
Vote by Mail	54
Mail Ballot	54
Total	54
7012013	
Poll Place	0
Vote by Mail	0
Mail Ballot	0
Total	0

Precinct	Yes		No		Total Votes
7011915					
Poll Place	0		0		0
Vote by Mail	0		0		0
Mail Ballot	9	27.27%	24	72.73%	33
Total	9	27.27%	24	72.73%	33
7011922					
Poll Place	0		0		0
Vote by Mail	0		0		0
Mail Ballot	45	28.30%	114	71.70%	159
Total	45	28.30%	114	71.70%	159
7011983					
Poll Place	0		0		0
Vote by Mail	0		0		0
Mail Ballot	5	17.86%	23	82.14%	28
Total	5	17.86%	23	82.14%	28
7011999					
Poll Place	0		0		0
Vote by Mail	0		0		0
Mail Ballot	18	14.75%	104	85.25%	122
Total	18	14.75%	104	85.25%	122
7012010					
Poll Place	0		0		0
Vote by Mail	0		0		0
Mail Ballot	6	13.04%	40	86.96%	46
Total	6	13.04%	40	86.96%	46
7012013					
Poll Place	0		0		0
Vote by Mail	0		0		0
Mail Ballot	0		0		0
Total	0		0		0

Precinct	Registered Voters
7012056	
Poll Place	45
Vote by Mail	45
Mail Ballot	45
Total	45
7012160	
Poll Place	261
Vote by Mail	261
Mail Ballot	261
Total	261
7012162	
Poll Place	0
Vote by Mail	0
Mail Ballot	0
Total	0
7012164	
Poll Place	129
Vote by Mail	129
Mail Ballot	129
Total	129
7012277	
Poll Place	243
Vote by Mail	243
Mail Ballot	243
Total	243
7012397	
Poll Place	85
Vote by Mail	85
Mail Ballot	85
Total	85

Precinct	Yes		No		Total Votes
7012056					
Poll Place	0		0		0
Vote by Mail	0		0		0
Mail Ballot	3	8.82%	31	91.18%	34
Total	3	8.82%	31	91.18%	34
7012160					
Poll Place	0		0		0
Vote by Mail	0		0		0
Mail Ballot	65	31.71%	140	68.29%	205
Total	65	31.71%	140	68.29%	205
7012162					
Poll Place	0		0		0
Vote by Mail	0		0		0
Mail Ballot	0		0		0
Total	0		0		0
7012164					
Poll Place	0		0		0
Vote by Mail	0		0		0
Mail Ballot	31	28.97%	76	71.03%	107
Total	31	28.97%	76	71.03%	107
7012277					
Poll Place	0		0		0
Vote by Mail	0		0		0
Mail Ballot	37	19.27%	155	80.73%	192
Total	37	19.27%	155	80.73%	192
7012397					
Poll Place	0		0		0
Vote by Mail	0		0		0
Mail Ballot	15	34.09%	29	65.91%	44
Total	15	34.09%	29	65.91%	44

Precinct	Registered Voters
7012413	
Poll Place	274
Vote by Mail	274
Mail Ballot	274
Total	274
7012712	
Poll Place	50
Vote by Mail	50
Mail Ballot	50
Total	50
7012757	
Poll Place	114
Vote by Mail	114
Mail Ballot	114
Total	114
7012856	
Poll Place	125
Vote by Mail	125
Mail Ballot	125
Total	125
7012912	
Poll Place	20
Vote by Mail	20
Mail Ballot	20
Total	20
7012937	
Poll Place	101
Vote by Mail	101
Mail Ballot	101
Total	101

Precinct	Yes		No		Total Votes
7012413					
Poll Place	0		0		0
Vote by Mail	0		0		0
Mail Ballot	95	62.09%	58	37.91%	153
Total	95	62.09%	58	37.91%	153
7012712					
Poll Place	0		0		0
Vote by Mail	0		0		0
Mail Ballot	7	15.91%	37	84.09%	44
Total	7	15.91%	37	84.09%	44
7012757					
Poll Place	0		0		0
Vote by Mail	0		0		0
Mail Ballot	19	25.33%	56	74.67%	75
Total	19	25.33%	56	74.67%	75
7012856					
Poll Place	0		0		0
Vote by Mail	0		0		0
Mail Ballot	34	34.34%	65	65.66%	99
Total	34	34.34%	65	65.66%	99
7012912					
Poll Place	0		0		0
Vote by Mail	0		0		0
Mail Ballot	3	25.00%	9	75.00%	12
Total	3	25.00%	9	75.00%	12
7012937					
Poll Place	0		0		0
Vote by Mail	0		0		0
Mail Ballot	31	56.36%	24	43.64%	55
Total	31	56.36%	24	43.64%	55

Precinct	Registered Voters
7012992	
Poll Place	39
Vote by Mail	39
Mail Ballot	39
Total	39
7013047	
Poll Place	207
Vote by Mail	207
Mail Ballot	207
Total	207
7013068	
Poll Place	7
Vote by Mail	7
Mail Ballot	7
Total	7
7013095	
Poll Place	238
Vote by Mail	238
Mail Ballot	238
Total	238
7013102	
Poll Place	27
Vote by Mail	27
Mail Ballot	27
Total	27
7013104	
Poll Place	2
Vote by Mail	2
Mail Ballot	2
Total	2

Precinct	Yes		No		Total Votes
7012992					
Poll Place	0		0		0
Vote by Mail	0		0		0
Mail Ballot	9	28.13%	23	71.88%	32
Total	9	28.13%	23	71.88%	32
7013047					
Poll Place	0		0		0
Vote by Mail	0		0		0
Mail Ballot	42	25.93%	120	74.07%	162
Total	42	25.93%	120	74.07%	162
7013068					
Poll Place	0		0		0
Vote by Mail	0		0		0
Mail Ballot	4	66.67%	2	33.33%	6
Total	4	66.67%	2	33.33%	6
7013095					
Poll Place	0		0		0
Vote by Mail	0		0		0
Mail Ballot	53	45.69%	63	54.31%	116
Total	53	45.69%	63	54.31%	116
7013102					
Poll Place	0		0		0
Vote by Mail	0		0		0
Mail Ballot	5	18.52%	22	81.48%	27
Total	5	18.52%	22	81.48%	27
7013104					
Poll Place	0		0		0
Vote by Mail	0		0		0
Mail Ballot	2	100.00%	0	0.00%	2
Total	2	100.00%	0	0.00%	2

Precinct	Registered Voters
7013105	
Poll Place	36
Vote by Mail	36
Mail Ballot	36
Total	36
7013106	
Poll Place	223
Vote by Mail	223
Mail Ballot	223
Total	223
7013112	
Poll Place	13
Vote by Mail	13
Mail Ballot	13
Total	13
7013114	
Poll Place	1,016
Vote by Mail	1,016
Mail Ballot	1,016
Total	1,016
7013115	
Poll Place	6
Vote by Mail	6
Mail Ballot	6
Total	6
7013134	
Poll Place	0
Vote by Mail	0
Mail Ballot	0
Total	0

Precinct	Yes		No		Total Votes
7013105					
Poll Place	0		0		0
Vote by Mail	0		0		0
Mail Ballot	7	33.33%	14	66.67%	21
Total	7	33.33%	14	66.67%	21
7013106					
Poll Place	0		0		0
Vote by Mail	0		0		0
Mail Ballot	57	33.14%	115	66.86%	172
Total	57	33.14%	115	66.86%	172
7013112					
Poll Place	0		0		0
Vote by Mail	0		0		0
Mail Ballot	2	25.00%	6	75.00%	8
Total	2	25.00%	6	75.00%	8
7013114					
Poll Place	0		0		0
Vote by Mail	0		0		0
Mail Ballot	316	38.40%	507	61.60%	823
Total	316	38.40%	507	61.60%	823
7013115					
Poll Place	0		0		0
Vote by Mail	0		0		0
Mail Ballot	2	50.00%	2	50.00%	4
Total	2	50.00%	2	50.00%	4
7013134					
Poll Place	0		0		0
Vote by Mail	0		0		0
Mail Ballot	0		0		0
Total	0		0		0

Precinct	Registered Voters
7013182	
Poll Place	66
Vote by Mail	66
Mail Ballot	66
Total	66
7013369	
Poll Place	163
Vote by Mail	163
Mail Ballot	163
Total	163
7013507	
Poll Place	0
Vote by Mail	0
Mail Ballot	0
Total	0
7013569	
Poll Place	0
Vote by Mail	0
Mail Ballot	0
Total	0
7015125	
Poll Place	9
Vote by Mail	9
Mail Ballot	9
Total	9
7015128	
Poll Place	341
Vote by Mail	341
Mail Ballot	341
Total	341

Precinct	Yes		No		Total Votes
7013182					
Poll Place	0		0		0
Vote by Mail	0		0		0
Mail Ballot	5	10.00%	45	90.00%	50
Total	5	10.00%	45	90.00%	50
7013369					
Poll Place	0		0		0
Vote by Mail	0		0		0
Mail Ballot	39	36.45%	68	63.55%	107
Total	39	36.45%	68	63.55%	107
7013507					
Poll Place	0		0		0
Vote by Mail	0		0		0
Mail Ballot	0		0		0
Total	0		0		0
7013569					
Poll Place	0		0		0
Vote by Mail	0		0		0
Mail Ballot	0		0		0
Total	0		0		0
7015125					
Poll Place	0		0		0
Vote by Mail	0		0		0
Mail Ballot	2	28.57%	5	71.43%	7
Total	2	28.57%	5	71.43%	7
7015128					
Poll Place	0		0		0
Vote by Mail	0		0		0
Mail Ballot	91	32.85%	186	67.15%	277
Total	91	32.85%	186	67.15%	277

Precinct	Registered Voters
7015131	
Poll Place	176
Vote by Mail	176
Mail Ballot	176
Total	176
7015134	
Poll Place	0
Vote by Mail	0
Mail Ballot	0
Total	0
7020012	
Poll Place	212
Vote by Mail	212
Mail Ballot	212
Total	212
7020014	
Poll Place	97
Vote by Mail	97
Mail Ballot	97
Total	97
7020034	
Poll Place	46
Vote by Mail	46
Mail Ballot	46
Total	46
7020036	
Poll Place	274
Vote by Mail	274
Mail Ballot	274
Total	274

Precinct	Yes		No		Total Votes
7015131					
Poll Place	0		0		0
Vote by Mail	0		0		0
Mail Ballot	54	45.38%	65	54.62%	119
Total	54	45.38%	65	54.62%	119
7015134					
Poll Place	0		0		0
Vote by Mail	0		0		0
Mail Ballot	0		0		0
Total	0		0		0
7020012					
Poll Place	0		0		0
Vote by Mail	0		0		0
Mail Ballot	46	26.74%	126	73.26%	172
Total	46	26.74%	126	73.26%	172
7020014					
Poll Place	0		0		0
Vote by Mail	0		0		0
Mail Ballot	15	18.52%	66	81.48%	81
Total	15	18.52%	66	81.48%	81
7020034					
Poll Place	0		0		0
Vote by Mail	0		0		0
Mail Ballot	19	59.38%	13	40.63%	32
Total	19	59.38%	13	40.63%	32
7020036					
Poll Place	0		0		0
Vote by Mail	0		0		0
Mail Ballot	98	64.05%	55	35.95%	153
Total	98	64.05%	55	35.95%	153

Precinct	Registered Voters
7020110	
Poll Place	248
Vote by Mail	248
Mail Ballot	248
Total	248
7020143	
Poll Place	1
Vote by Mail	1
Mail Ballot	1
Total	1
7020175	
Poll Place	59
Vote by Mail	59
Mail Ballot	59
Total	59
7020176	
Poll Place	0
Vote by Mail	0
Mail Ballot	0
Total	0
7020250	
Poll Place	287
Vote by Mail	287
Mail Ballot	287
Total	287
7020264	
Poll Place	1
Vote by Mail	1
Mail Ballot	1
Total	1

Precinct	Yes		No		Total Votes
7020110					
Poll Place	0		0		0
Vote by Mail	0		0		0
Mail Ballot	50	24.75%	152	75.25%	202
Total	50	24.75%	152	75.25%	202
7020143					
Poll Place	0		0		0
Vote by Mail	0		0		0
Mail Ballot	0		0		0
Total	0		0		0
7020175					
Poll Place	0		0		0
Vote by Mail	0		0		0
Mail Ballot	20	43.48%	26	56.52%	46
Total	20	43.48%	26	56.52%	46
7020176					
Poll Place	0		0		0
Vote by Mail	0		0		0
Mail Ballot	0		0		0
Total	0		0		0
7020250					
Poll Place	0		0		0
Vote by Mail	0		0		0
Mail Ballot	70	35.35%	128	64.65%	198
Total	70	35.35%	128	64.65%	198
7020264					
Poll Place	0		0		0
Vote by Mail	0		0		0
Mail Ballot	0	0.00%	1	100.00%	1
Total	0	0.00%	1	100.00%	1

Precinct	Registered Voters
7020266	
Poll Place	320
Vote by Mail	320
Mail Ballot	320
Total	320
7020267	
Poll Place	9
Vote by Mail	9
Mail Ballot	9
Total	9
7020281	
Poll Place	22
Vote by Mail	22
Mail Ballot	22
Total	22
7021136	
Poll Place	0
Vote by Mail	0
Mail Ballot	0
Total	0
7021138	
Poll Place	38
Vote by Mail	38
Mail Ballot	38
Total	38
7021139	
Poll Place	111
Vote by Mail	111
Mail Ballot	111
Total	111

Precinct	Yes		No		Total Votes
7020266					
Poll Place	0		0		0
Vote by Mail	0		0		0
Mail Ballot	94	53.41%	82	46.59%	176
Total	94	53.41%	82	46.59%	176
7020267					
Poll Place	0		0		0
Vote by Mail	0		0		0
Mail Ballot	0	0.00%	7	100.00%	7
Total	0	0.00%	7	100.00%	7
7020281					
Poll Place	0		0		0
Vote by Mail	0		0		0
Mail Ballot	7	46.67%	8	53.33%	15
Total	7	46.67%	8	53.33%	15
7021136					
Poll Place	0		0		0
Vote by Mail	0		0		0
Mail Ballot	0		0		0
Total	0		0		0
7021138					
Poll Place	0		0		0
Vote by Mail	0		0		0
Mail Ballot	9	52.94%	8	47.06%	17
Total	9	52.94%	8	47.06%	17
7021139					
Poll Place	0		0		0
Vote by Mail	0		0		0
Mail Ballot	16	16.16%	83	83.84%	99
Total	16	16.16%	83	83.84%	99

Precinct	Registered Voters
7021222	
Poll Place	16
Vote by Mail	16
Mail Ballot	16
Total	16
7021230	
Poll Place	0
Vote by Mail	0
Mail Ballot	0
Total	0
7021231	
Poll Place	16
Vote by Mail	16
Mail Ballot	16
Total	16
7021235	
Poll Place	147
Vote by Mail	147
Mail Ballot	147
Total	147
7021257	
Poll Place	42
Vote by Mail	42
Mail Ballot	42
Total	42
7021261	
Poll Place	64
Vote by Mail	64
Mail Ballot	64
Total	64

Precinct	Yes		No		Total Votes
7021222					
Poll Place	0		0		0
Vote by Mail	0		0		0
Mail Ballot	6	60.00%	4	40.00%	10
Total	6	60.00%	4	40.00%	10
7021230					
Poll Place	0		0		0
Vote by Mail	0		0		0
Mail Ballot	0		0		0
Total	0		0		0
7021231					
Poll Place	0		0		0
Vote by Mail	0		0		0
Mail Ballot	8	53.33%	7	46.67%	15
Total	8	53.33%	7	46.67%	15
7021235					
Poll Place	0		0		0
Vote by Mail	0		0		0
Mail Ballot	32	31.37%	70	68.63%	102
Total	32	31.37%	70	68.63%	102
7021257					
Poll Place	0		0		0
Vote by Mail	0		0		0
Mail Ballot	9	39.13%	14	60.87%	23
Total	9	39.13%	14	60.87%	23
7021261					
Poll Place	0		0		0
Vote by Mail	0		0		0
Mail Ballot	15	33.33%	30	66.67%	45
Total	15	33.33%	30	66.67%	45

Precinct	Registered Voters
7021276	
Poll Place	0
Vote by Mail	0
Mail Ballot	0
Total	0
7021279	
Poll Place	50
Vote by Mail	50
Mail Ballot	50
Total	50
7021301	
Poll Place	136
Vote by Mail	136
Mail Ballot	136
Total	136
7021304	
Poll Place	114
Vote by Mail	114
Mail Ballot	114
Total	114
7021381	
Poll Place	0
Vote by Mail	0
Mail Ballot	0
Total	0
7021387	
Poll Place	127
Vote by Mail	127
Mail Ballot	127
Total	127

Precinct	Yes		No		Total Votes
7021276					
Poll Place	0		0		0
Vote by Mail	0		0		0
Mail Ballot	0		0		0
Total	0		0		0
7021279					
Poll Place	0		0		0
Vote by Mail	0		0		0
Mail Ballot	11	32.35%	23	67.65%	34
Total	11	32.35%	23	67.65%	34
7021301					
Poll Place	0		0		0
Vote by Mail	0		0		0
Mail Ballot	20	20.62%	77	79.38%	97
Total	20	20.62%	77	79.38%	97
7021304					
Poll Place	0		0		0
Vote by Mail	0		0		0
Mail Ballot	26	36.11%	46	63.89%	72
Total	26	36.11%	46	63.89%	72
7021381					
Poll Place	0		0		0
Vote by Mail	0		0		0
Mail Ballot	0		0		0
Total	0		0		0
7021387					
Poll Place	0		0		0
Vote by Mail	0		0		0
Mail Ballot	28	30.11%	65	69.89%	93
Total	28	30.11%	65	69.89%	93

Precinct	Registered Voters
7021477	
Poll Place	97
Vote by Mail	97
Mail Ballot	97
Total	97
7021493	
Poll Place	0
Vote by Mail	0
Mail Ballot	0
Total	0
7021494	
Poll Place	0
Vote by Mail	0
Mail Ballot	0
Total	0
7021501	
Poll Place	19
Vote by Mail	19
Mail Ballot	19
Total	19
7021514	
Poll Place	255
Vote by Mail	255
Mail Ballot	255
Total	255
7021527	
Poll Place	159
Vote by Mail	159
Mail Ballot	159
Total	159

Precinct	Yes		No		Total Votes
7021477					
Poll Place	0		0		0
Vote by Mail	0		0		0
Mail Ballot	13	17.57%	61	82.43%	74
Total	13	17.57%	61	82.43%	74
7021493					
Poll Place	0		0		0
Vote by Mail	0		0		0
Mail Ballot	0		0		0
Total	0		0		0
7021494					
Poll Place	0		0		0
Vote by Mail	0		0		0
Mail Ballot	0		0		0
Total	0		0		0
7021501					
Poll Place	0		0		0
Vote by Mail	0		0		0
Mail Ballot	7	46.67%	8	53.33%	15
Total	7	46.67%	8	53.33%	15
7021514					
Poll Place	0		0		0
Vote by Mail	0		0		0
Mail Ballot	42	21.76%	151	78.24%	193
Total	42	21.76%	151	78.24%	193
7021527					
Poll Place	0		0		0
Vote by Mail	0		0		0
Mail Ballot	29	28.16%	74	71.84%	103
Total	29	28.16%	74	71.84%	103

Precinct	Registered Voters
7021637	
Poll Place	8
Vote by Mail	8
Mail Ballot	8
Total	8
7021717	
Poll Place	8
Vote by Mail	8
Mail Ballot	8
Total	8
7021752	
Poll Place	65
Vote by Mail	65
Mail Ballot	65
Total	65
7021879	
Poll Place	0
Vote by Mail	0
Mail Ballot	0
Total	0
7021905	
Poll Place	2
Vote by Mail	2
Mail Ballot	2
Total	2
7021923	
Poll Place	123
Vote by Mail	123
Mail Ballot	123
Total	123

Precinct	Yes		No		Total Votes
7021637					
Poll Place	0		0		0
Vote by Mail	0		0		0
Mail Ballot	2	25.00%	6	75.00%	8
Total	2	25.00%	6	75.00%	8
7021717					
Poll Place	0		0		0
Vote by Mail	0		0		0
Mail Ballot	3	42.86%	4	57.14%	7
Total	3	42.86%	4	57.14%	7
7021752					
Poll Place	0		0		0
Vote by Mail	0		0		0
Mail Ballot	11	39.29%	17	60.71%	28
Total	11	39.29%	17	60.71%	28
7021879					
Poll Place	0		0		0
Vote by Mail	0		0		0
Mail Ballot	0		0		0
Total	0		0		0
7021905					
Poll Place	0		0		0
Vote by Mail	0		0		0
Mail Ballot	0	0.00%	1	100.00%	1
Total	0	0.00%	1	100.00%	1
7021923					
Poll Place	0		0		0
Vote by Mail	0		0		0
Mail Ballot	25	27.17%	67	72.83%	92
Total	25	27.17%	67	72.83%	92

Precinct	Registered Voters
7021924	
Poll Place	227
Vote by Mail	227
Mail Ballot	227
Total	227
7021925	
Poll Place	177
Vote by Mail	177
Mail Ballot	177
Total	177
7021927	
Poll Place	0
Vote by Mail	0
Mail Ballot	0
Total	0
7022001	
Poll Place	47
Vote by Mail	47
Mail Ballot	47
Total	47
7022205	
Poll Place	254
Vote by Mail	254
Mail Ballot	254
Total	254
7022007	
Poll Place	121
Vote by Mail	121
Mail Ballot	121
Total	121

Precinct	Yes		No		Total Votes
7021924					
Poll Place	0		0		0
Vote by Mail	0		0		0
Mail Ballot	31	17.42%	147	82.58%	178
Total	31	17.42%	147	82.58%	178
7021925					
Poll Place	0		0		0
Vote by Mail	0		0		0
Mail Ballot	38	26.76%	104	73.24%	142
Total	38	26.76%	104	73.24%	142
7021927					
Poll Place	0		0		0
Vote by Mail	0		0		0
Mail Ballot	0		0		0
Total	0		0		0
7022001					
Poll Place	0		0		0
Vote by Mail	0		0		0
Mail Ballot	12	63.16%	7	36.84%	19
Total	12	63.16%	7	36.84%	19
7022205					
Poll Place	0		0		0
Vote by Mail	0		0		0
Mail Ballot	76	35.51%	138	64.49%	214
Total	76	35.51%	138	64.49%	214
7022007					
Poll Place	0		0		0
Vote by Mail	0		0		0
Mail Ballot	38	50.00%	38	50.00%	76
Total	38	50.00%	38	50.00%	76

Precinct	Registered Voters
7022013	
Poll Place	119
Vote by Mail	119
Mail Ballot	119
Total	119
7022014	
Poll Place	355
Vote by Mail	355
Mail Ballot	355
Total	355
7022015	
Poll Place	500
Vote by Mail	500
Mail Ballot	500
Total	500
7022019	
Poll Place	273
Vote by Mail	273
Mail Ballot	273
Total	273
7022022	
Poll Place	9
Vote by Mail	9
Mail Ballot	9
Total	9
7022025	
Poll Place	0
Vote by Mail	0
Mail Ballot	0
Total	0

Precinct	Yes		No		Total Votes
7022013					
Poll Place	0		0		0
Vote by Mail	0		0		0
Mail Ballot	36	56.25%	28	43.75%	64
Total	36	56.25%	28	43.75%	64
7022014					
Poll Place	0		0		0
Vote by Mail	0		0		0
Mail Ballot	125	43.86%	160	56.14%	285
Total	125	43.86%	160	56.14%	285
7022015					
Poll Place	0		0		0
Vote by Mail	0		0		0
Mail Ballot	165	44.12%	209	55.88%	374
Total	165	44.12%	209	55.88%	374
7022019					
Poll Place	0		0		0
Vote by Mail	0		0		0
Mail Ballot	97	62.99%	57	37.01%	154
Total	97	62.99%	57	37.01%	154
7022022					
Poll Place	0		0		0
Vote by Mail	0		0		0
Mail Ballot	2	28.57%	5	71.43%	7
Total	2	28.57%	5	71.43%	7
7022025					
Poll Place	0		0		0
Vote by Mail	0		0		0
Mail Ballot	0		0		0
Total	0		0		0

Precinct	Registered Voters
7022028	
Poll Place	160
Vote by Mail	160
Mail Ballot	160
Total	160
7022029	
Poll Place	193
Vote by Mail	193
Mail Ballot	193
Total	193
7022217	
Poll Place	0
Vote by Mail	0
Mail Ballot	0
Total	0
7022227	
Poll Place	0
Vote by Mail	0
Mail Ballot	0
Total	0
7022234	
Poll Place	22
Vote by Mail	22
Mail Ballot	22
Total	22
7022283	
Poll Place	172
Vote by Mail	172
Mail Ballot	172
Total	172

Precinct	Yes		No		Total Votes
7022028					
Poll Place	0		0		0
Vote by Mail	0		0		0
Mail Ballot	58	57.43%	43	42.57%	101
Total	58	57.43%	43	42.57%	101
7022029					
Poll Place	0		0		0
Vote by Mail	0		0		0
Mail Ballot	57	45.60%	68	54.40%	125
Total	57	45.60%	68	54.40%	125
7022217					
Poll Place	0		0		0
Vote by Mail	0		0		0
Mail Ballot	0		0		0
Total	0		0		0
7022227					
Poll Place	0		0		0
Vote by Mail	0		0		0
Mail Ballot	0		0		0
Total	0		0		0
7022234					
Poll Place	0		0		0
Vote by Mail	0		0		0
Mail Ballot	2	12.50%	14	87.50%	16
Total	2	12.50%	14	87.50%	16
7022283					
Poll Place	0		0		0
Vote by Mail	0		0		0
Mail Ballot	46	47.42%	51	52.58%	97
Total	46	47.42%	51	52.58%	97

Precinct	Registered Voters
7022421	
Poll Place	43
Vote by Mail	43
Mail Ballot	43
Total	43
7022454	
Poll Place	247
Vote by Mail	247
Mail Ballot	247
Total	247
7022456	
Poll Place	2
Vote by Mail	2
Mail Ballot	2
Total	2
7022473	
Poll Place	1
Vote by Mail	1
Mail Ballot	1
Total	1
7022600	
Poll Place	15
Vote by Mail	15
Mail Ballot	15
Total	15
7022658	
Poll Place	8
Vote by Mail	8
Mail Ballot	8
Total	8

Precinct	Yes		No		Total Votes
7022421					
Poll Place	0		0		0
Vote by Mail	0		0		0
Mail Ballot	10	47.62%	11	52.38%	21
Total	10	47.62%	11	52.38%	21
7022454					
Poll Place	0		0		0
Vote by Mail	0		0		0
Mail Ballot	60	40.00%	90	60.00%	150
Total	60	40.00%	90	60.00%	150
7022456					
Poll Place	0		0		0
Vote by Mail	0		0		0
Mail Ballot	2	100.00%	0	0.00%	2
Total	2	100.00%	0	0.00%	2
7022473					
Poll Place	0		0		0
Vote by Mail	0		0		0
Mail Ballot	1	100.00%	0	0.00%	1
Total	1	100.00%	0	0.00%	1
7022600					
Poll Place	0		0		0
Vote by Mail	0		0		0
Mail Ballot	4	33.33%	8	66.67%	12
Total	4	33.33%	8	66.67%	12
7022658					
Poll Place	0		0		0
Vote by Mail	0		0		0
Mail Ballot	0	0.00%	6	100.00%	6
Total	0	0.00%	6	100.00%	6

Precinct	Registered Voters
7022768	
Poll Place	0
Vote by Mail	0
Mail Ballot	0
Total	0
7022791	
Poll Place	100
Vote by Mail	100
Mail Ballot	100
Total	100
7022793	
Poll Place	96
Vote by Mail	96
Mail Ballot	96
Total	96
7022803	
Poll Place	42
Vote by Mail	42
Mail Ballot	42
Total	42
7022805	
Poll Place	158
Vote by Mail	158
Mail Ballot	158
Total	158
7023016	
Poll Place	0
Vote by Mail	0
Mail Ballot	0
Total	0

Precinct	Yes		No		Total Votes
7022768					
Poll Place	0		0		0
Vote by Mail	0		0		0
Mail Ballot	0		0		0
Total	0		0		0
7022791					
Poll Place	0		0		0
Vote by Mail	0		0		0
Mail Ballot	28	37.33%	47	62.67%	75
Total	28	37.33%	47	62.67%	75
7022793					
Poll Place	0		0		0
Vote by Mail	0		0		0
Mail Ballot	19	26.39%	53	73.61%	72
Total	19	26.39%	53	73.61%	72
7022803					
Poll Place	0		0		0
Vote by Mail	0		0		0
Mail Ballot	9	81.82%	2	18.18%	11
Total	9	81.82%	2	18.18%	11
7022805					
Poll Place	0		0		0
Vote by Mail	0		0		0
Mail Ballot	39	34.51%	74	65.49%	113
Total	39	34.51%	74	65.49%	113
7023016					
Poll Place	0		0		0
Vote by Mail	0		0		0
Mail Ballot	0		0		0
Total	0		0		0

Precinct	Registered Voters
7023018	
Poll Place	0
Vote by Mail	0
Mail Ballot	0
Total	0
7023019	
Poll Place	0
Vote by Mail	0
Mail Ballot	0
Total	0
7023024	
Poll Place	138
Vote by Mail	138
Mail Ballot	138
Total	138
7023037	
Poll Place	40
Vote by Mail	40
Mail Ballot	40
Total	40
7023082	
Poll Place	194
Vote by Mail	194
Mail Ballot	194
Total	194
7023084	
Poll Place	0
Vote by Mail	0
Mail Ballot	0
Total	0

Precinct	Yes	No	Total Votes
7023018			
Poll Place	0	0	0
Vote by Mail	0	0	0
Mail Ballot	0	0	0
Total	0	0	0
7023019			
Poll Place	0	0	0
Vote by Mail	0	0	0
Mail Ballot	0	0	0
Total	0	0	0
7023024			
Poll Place	0	0	0
Vote by Mail	0	0	0
Mail Ballot	27 29.03%	66 70.97%	93
Total	27 29.03%	66 70.97%	93
7023037			
Poll Place	0	0	0
Vote by Mail	0	0	0
Mail Ballot	8 34.78%	15 65.22%	23
Total	8 34.78%	15 65.22%	23
7023082			
Poll Place	0	0	0
Vote by Mail	0	0	0
Mail Ballot	33 25.98%	94 74.02%	127
Total	33 25.98%	94 74.02%	127
7023084			
Poll Place	0	0	0
Vote by Mail	0	0	0
Mail Ballot	0	0	0
Total	0	0	0

Precinct	Registered Voters
7023148	
Poll Place	12
Vote by Mail	12
Mail Ballot	12
Total	12
7023198	
Poll Place	15
Vote by Mail	15
Mail Ballot	15
Total	15
7023201	
Poll Place	4
Vote by Mail	4
Mail Ballot	4
Total	4
7023221	
Poll Place	0
Vote by Mail	0
Mail Ballot	0
Total	0
7023303	
Poll Place	0
Vote by Mail	0
Mail Ballot	0
Total	0
7023395	
Poll Place	0
Vote by Mail	0
Mail Ballot	0
Total	0

Precinct	Yes		No		Total Votes
7023148					
Poll Place	0		0		0
Vote by Mail	0		0		0
Mail Ballot	3	25.00%	9	75.00%	12
Total	3	25.00%	9	75.00%	12
7023198					
Poll Place	0		0		0
Vote by Mail	0		0		0
Mail Ballot	2	18.18%	9	81.82%	11
Total	2	18.18%	9	81.82%	11
7023201					
Poll Place	0		0		0
Vote by Mail	0		0		0
Mail Ballot	0	0.00%	2	100.00%	2
Total	0	0.00%	2	100.00%	2
7023221					
Poll Place	0		0		0
Vote by Mail	0		0		0
Mail Ballot	0		0		0
Total	0		0		0
7023303					
Poll Place	0		0		0
Vote by Mail	0		0		0
Mail Ballot	0		0		0
Total	0		0		0
7023395					
Poll Place	0		0		0
Vote by Mail	0		0		0
Mail Ballot	0		0		0
Total	0		0		0

Precinct	Registered Voters
7023469	
Poll Place	1
Vote by Mail	1
Mail Ballot	1
Total	1
7023470	
Poll Place	333
Vote by Mail	333
Mail Ballot	333
Total	333
7023476	
Poll Place	256
Vote by Mail	256
Mail Ballot	256
Total	256
7023500	
Poll Place	206
Vote by Mail	206
Mail Ballot	206
Total	206
7023505	
Poll Place	2
Vote by Mail	2
Mail Ballot	2
Total	2
7023590	
Poll Place	0
Vote by Mail	0
Mail Ballot	0
Total	0

Precinct	Yes		No		Total Votes
7023469					
Poll Place	0		0		0
Vote by Mail	0		0		0
Mail Ballot	0		0		0
Total	0		0		0
7023470					
Poll Place	0		0		0
Vote by Mail	0		0		0
Mail Ballot	104	66.67%	52	33.33%	156
Total	104	66.67%	52	33.33%	156
7023476					
Poll Place	0		0		0
Vote by Mail	0		0		0
Mail Ballot	60	26.43%	167	73.57%	227
Total	60	26.43%	167	73.57%	227
7023500					
Poll Place	0		0		0
Vote by Mail	0		0		0
Mail Ballot	35	20.35%	137	79.65%	172
Total	35	20.35%	137	79.65%	172
7023505					
Poll Place	0		0		0
Vote by Mail	0		0		0
Mail Ballot	0		0		0
Total	0		0		0
7023590					
Poll Place	0		0		0
Vote by Mail	0		0		0
Mail Ballot	0		0		0
Total	0		0		0

Precinct	Registered Voters
7023604	
Poll Place	0
Vote by Mail	0
Mail Ballot	0
Total	0
7023606	
Poll Place	0
Vote by Mail	0
Mail Ballot	0
Total	0
7023610	
Poll Place	233
Vote by Mail	233
Mail Ballot	233
Total	233
7023766	
Poll Place	1
Vote by Mail	1
Mail Ballot	1
Total	1
7025274	
Poll Place	0
Vote by Mail	0
Mail Ballot	0
Total	0
7025275	
Poll Place	0
Vote by Mail	0
Mail Ballot	0
Total	0

Precinct	Yes		No		Total Votes
7023604					
Poll Place	0		0		0
Vote by Mail	0		0		0
Mail Ballot	0		0		0
Total	0		0		0
7023606					
Poll Place	0		0		0
Vote by Mail	0		0		0
Mail Ballot	0		0		0
Total	0		0		0
7023610					
Poll Place	0		0		0
Vote by Mail	0		0		0
Mail Ballot	53	32.12%	112	67.88%	165
Total	53	32.12%	112	67.88%	165
7023766					
Poll Place	0		0		0
Vote by Mail	0		0		0
Mail Ballot	0	0.00%	1	100.00%	1
Total	0	0.00%	1	100.00%	1
7025274					
Poll Place	0		0		0
Vote by Mail	0		0		0
Mail Ballot	0		0		0
Total	0		0		0
7025275					
Poll Place	0		0		0
Vote by Mail	0		0		0
Mail Ballot	0		0		0
Total	0		0		0

Precinct	Registered Voters
7025276	
Poll Place	0
Vote by Mail	0
Mail Ballot	0
Total	0
7025277	
Poll Place	0
Vote by Mail	0
Mail Ballot	0
Total	0
7025278	
Poll Place	0
Vote by Mail	0
Mail Ballot	0
Total	0
7025280	
Poll Place	174
Vote by Mail	174
Mail Ballot	174
Total	174
7030083	
Poll Place	262
Vote by Mail	262
Mail Ballot	262
Total	262
7030303	
Poll Place	294
Vote by Mail	294
Mail Ballot	294
Total	294

Precinct	Yes		No		Total Votes
7025276					
Poll Place	0		0		0
Vote by Mail	0		0		0
Mail Ballot	0		0		0
Total	0		0		0
7025277					
Poll Place	0		0		0
Vote by Mail	0		0		0
Mail Ballot	0		0		0
Total	0		0		0
7025278					
Poll Place	0		0		0
Vote by Mail	0		0		0
Mail Ballot	0		0		0
Total	0		0		0
7025280					
Poll Place	0		0		0
Vote by Mail	0		0		0
Mail Ballot	67	49.26%	69	50.74%	136
Total	67	49.26%	69	50.74%	136
7030083					
Poll Place	0		0		0
Vote by Mail	0		0		0
Mail Ballot	55	30.56%	125	69.44%	180
Total	55	30.56%	125	69.44%	180
7030303					
Poll Place	0		0		0
Vote by Mail	0		0		0
Mail Ballot	81	35.22%	149	64.78%	230
Total	81	35.22%	149	64.78%	230

Precinct	Registered Voters
7030324	
Poll Place	173
Vote by Mail	173
Mail Ballot	173
Total	173
7030327	
Poll Place	44
Vote by Mail	44
Mail Ballot	44
Total	44
7030329	
Poll Place	0
Vote by Mail	0
Mail Ballot	0
Total	0
7030330	
Poll Place	140
Vote by Mail	140
Mail Ballot	140
Total	140
7030331	
Poll Place	95
Vote by Mail	95
Mail Ballot	95
Total	95
7030336	
Poll Place	0
Vote by Mail	0
Mail Ballot	0
Total	0

Precinct	Yes		No		Total Votes
7030324					
Poll Place	0		0		0
Vote by Mail	0		0		0
Mail Ballot	46	55.42%	37	44.58%	83
Total	46	55.42%	37	44.58%	83
7030327					
Poll Place	0		0		0
Vote by Mail	0		0		0
Mail Ballot	10	26.32%	28	73.68%	38
Total	10	26.32%	28	73.68%	38
7030329					
Poll Place	0		0		0
Vote by Mail	0		0		0
Mail Ballot	0		0		0
Total	0		0		0
7030330					
Poll Place	0		0		0
Vote by Mail	0		0		0
Mail Ballot	28	31.11%	62	68.89%	90
Total	28	31.11%	62	68.89%	90
7030331					
Poll Place	0		0		0
Vote by Mail	0		0		0
Mail Ballot	32	57.14%	24	42.86%	56
Total	32	57.14%	24	42.86%	56
7030336					
Poll Place	0		0		0
Vote by Mail	0		0		0
Mail Ballot	0		0		0
Total	0		0		0

Precinct	Registered Voters
7030343	
Poll Place	91
Vote by Mail	91
Mail Ballot	91
Total	91
7030344	
Poll Place	335
Vote by Mail	335
Mail Ballot	335
Total	335
7030357	
Poll Place	0
Vote by Mail	0
Mail Ballot	0
Total	0
7030371	
Poll Place	282
Vote by Mail	282
Mail Ballot	282
Total	282
7030372	
Poll Place	206
Vote by Mail	206
Mail Ballot	206
Total	206
7030395	
Poll Place	1
Vote by Mail	1
Mail Ballot	1
Total	1

Precinct	Yes		No		Total Votes
7030343					
Poll Place	0		0		0
Vote by Mail	0		0		0
Mail Ballot	22	52.38%	20	47.62%	42
Total	22	52.38%	20	47.62%	42
7030344					
Poll Place	0		0		0
Vote by Mail	0		0		0
Mail Ballot	102	57.30%	76	42.70%	178
Total	102	57.30%	76	42.70%	178
7030357					
Poll Place	0		0		0
Vote by Mail	0		0		0
Mail Ballot	0		0		0
Total	0		0		0
7030371					
Poll Place	0		0		0
Vote by Mail	0		0		0
Mail Ballot	86	51.19%	82	48.81%	168
Total	86	51.19%	82	48.81%	168
7030372					
Poll Place	0		0		0
Vote by Mail	0		0		0
Mail Ballot	43	25.44%	126	74.56%	169
Total	43	25.44%	126	74.56%	169
7030395					
Poll Place	0		0		0
Vote by Mail	0		0		0
Mail Ballot	1	100.00%	0	0.00%	1
Total	1	100.00%	0	0.00%	1

Precinct	Registered Voters
7031178	
Poll Place	0
Vote by Mail	0
Mail Ballot	0
Total	0
7031211	
Poll Place	46
Vote by Mail	46
Mail Ballot	46
Total	46
7031212	
Poll Place	253
Vote by Mail	253
Mail Ballot	253
Total	253
7031217	
Poll Place	89
Vote by Mail	89
Mail Ballot	89
Total	89
7031665	
Poll Place	247
Vote by Mail	247
Mail Ballot	247
Total	247
7031740	
Poll Place	127
Vote by Mail	127
Mail Ballot	127
Total	127

Precinct	Yes		No		Total Votes
7031178					
Poll Place	0		0		0
Vote by Mail	0		0		0
Mail Ballot	0		0		0
Total	0		0		0
7031211					
Poll Place	0		0		0
Vote by Mail	0		0		0
Mail Ballot	11	39.29%	17	60.71%	28
Total	11	39.29%	17	60.71%	28
7031212					
Poll Place	0		0		0
Vote by Mail	0		0		0
Mail Ballot	80	61.54%	50	38.46%	130
Total	80	61.54%	50	38.46%	130
7031217					
Poll Place	0		0		0
Vote by Mail	0		0		0
Mail Ballot	18	31.03%	40	68.97%	58
Total	18	31.03%	40	68.97%	58
7031665					
Poll Place	0		0		0
Vote by Mail	0		0		0
Mail Ballot	41	26.11%	116	73.89%	157
Total	41	26.11%	116	73.89%	157
7031740					
Poll Place	0		0		0
Vote by Mail	0		0		0
Mail Ballot	22	29.73%	52	70.27%	74
Total	22	29.73%	52	70.27%	74

Precinct	Registered Voters
7032213	
Poll Place	15
Vote by Mail	15
Mail Ballot	15
Total	15
7032239	
Poll Place	0
Vote by Mail	0
Mail Ballot	0
Total	0
7032253	
Poll Place	50
Vote by Mail	50
Mail Ballot	50
Total	50
7032381	
Poll Place	52
Vote by Mail	52
Mail Ballot	52
Total	52
7032386	
Poll Place	4
Vote by Mail	4
Mail Ballot	4
Total	4
7032387	
Poll Place	149
Vote by Mail	149
Mail Ballot	149
Total	149

Precinct	Yes		No		Total Votes
7032213					
Poll Place	0		0		0
Vote by Mail	0		0		0
Mail Ballot	4	36.36%	7	63.64%	11
Total	4	36.36%	7	63.64%	11
7032239					
Poll Place	0		0		0
Vote by Mail	0		0		0
Mail Ballot	0		0		0
Total	0		0		0
7032253					
Poll Place	0		0		0
Vote by Mail	0		0		0
Mail Ballot	13	50.00%	13	50.00%	26
Total	13	50.00%	13	50.00%	26
7032381					
Poll Place	0		0		0
Vote by Mail	0		0		0
Mail Ballot	14	42.42%	19	57.58%	33
Total	14	42.42%	19	57.58%	33
7032386					
Poll Place	0		0		0
Vote by Mail	0		0		0
Mail Ballot	0	0.00%	2	100.00%	2
Total	0	0.00%	2	100.00%	2
7032387					
Poll Place	0		0		0
Vote by Mail	0		0		0
Mail Ballot	41	47.67%	45	52.33%	86
Total	41	47.67%	45	52.33%	86

Precinct	Registered Voters
7032493	
Poll Place	0
Vote by Mail	0
Mail Ballot	0
Total	0
7032752	
Poll Place	80
Vote by Mail	80
Mail Ballot	80
Total	80
7033210	
Poll Place	306
Vote by Mail	306
Mail Ballot	306
Total	306
7033223	
Poll Place	198
Vote by Mail	198
Mail Ballot	198
Total	198
7033226	
Poll Place	225
Vote by Mail	225
Mail Ballot	225
Total	225
7033491	
Poll Place	256
Vote by Mail	256
Mail Ballot	256
Total	256

Precinct	Yes		No		Total Votes
7032493					
Poll Place	0		0		0
Vote by Mail	0		0		0
Mail Ballot	0		0		0
Total	0		0		0
7032752					
Poll Place	0		0		0
Vote by Mail	0		0		0
Mail Ballot	16	24.62%	49	75.38%	65
Total	16	24.62%	49	75.38%	65
7033210					
Poll Place	0		0		0
Vote by Mail	0		0		0
Mail Ballot	80	37.38%	134	62.62%	214
Total	80	37.38%	134	62.62%	214
7033223					
Poll Place	0		0		0
Vote by Mail	0		0		0
Mail Ballot	61	55.96%	48	44.04%	109
Total	61	55.96%	48	44.04%	109
7033226					
Poll Place	0		0		0
Vote by Mail	0		0		0
Mail Ballot	58	41.13%	83	58.87%	141
Total	58	41.13%	83	58.87%	141
7033491					
Poll Place	0		0		0
Vote by Mail	0		0		0
Mail Ballot	56	52.83%	50	47.17%	106
Total	56	52.83%	50	47.17%	106

Precinct	Registered Voters
7033499	
Poll Place	121
Vote by Mail	121
Mail Ballot	121
Total	121
7035600	
Poll Place	101
Vote by Mail	101
Mail Ballot	101
Total	101
7035639	
Poll Place	67
Vote by Mail	67
Mail Ballot	67
Total	67
7035662	
Poll Place	485
Vote by Mail	485
Mail Ballot	485
Total	485
7035663	
Poll Place	19
Vote by Mail	19
Mail Ballot	19
Total	19
7035670	
Poll Place	0
Vote by Mail	0
Mail Ballot	0
Total	0

Precinct	Yes		No		Total Votes
7033499					
Poll Place	0		0		0
Vote by Mail	0		0		0
Mail Ballot	26	42.62%	35	57.38%	61
Total	26	42.62%	35	57.38%	61
7035600					
Poll Place	0		0		0
Vote by Mail	0		0		0
Mail Ballot	34	41.46%	48	58.54%	82
Total	34	41.46%	48	58.54%	82
7035639					
Poll Place	0		0		0
Vote by Mail	0		0		0
Mail Ballot	15	25.00%	45	75.00%	60
Total	15	25.00%	45	75.00%	60
7035662					
Poll Place	0		0		0
Vote by Mail	0		0		0
Mail Ballot	126	33.78%	247	66.22%	373
Total	126	33.78%	247	66.22%	373
7035663					
Poll Place	0		0		0
Vote by Mail	0		0		0
Mail Ballot	3	25.00%	9	75.00%	12
Total	3	25.00%	9	75.00%	12
7035670					
Poll Place	0		0		0
Vote by Mail	0		0		0
Mail Ballot	0		0		0
Total	0		0		0

Precinct	Registered Voters
7035676	
Poll Place	2
Vote by Mail	2
Mail Ballot	2
Total	2
7035683	
Poll Place	0
Vote by Mail	0
Mail Ballot	0
Total	0
7035685	
Poll Place	38
Vote by Mail	38
Mail Ballot	38
Total	38
7035687	
Poll Place	0
Vote by Mail	0
Mail Ballot	0
Total	0
7035692	
Poll Place	0
Vote by Mail	0
Mail Ballot	0
Total	0
7040140	
Poll Place	34
Vote by Mail	34
Mail Ballot	34
Total	34

Precinct	Yes		No		Total Votes
7035676					
Poll Place	0		0		0
Vote by Mail	0		0		0
Mail Ballot	2	100.00%	0	0.00%	2
Total	2	100.00%	0	0.00%	2
7035683					
Poll Place	0		0		0
Vote by Mail	0		0		0
Mail Ballot	0		0		0
Total	0		0		0
7035685					
Poll Place	0		0		0
Vote by Mail	0		0		0
Mail Ballot	10	83.33%	2	16.67%	12
Total	10	83.33%	2	16.67%	12
7035687					
Poll Place	0		0		0
Vote by Mail	0		0		0
Mail Ballot	0		0		0
Total	0		0		0
7035692					
Poll Place	0		0		0
Vote by Mail	0		0		0
Mail Ballot	0		0		0
Total	0		0		0
7040140					
Poll Place	0		0		0
Vote by Mail	0		0		0
Mail Ballot	12	54.55%	10	45.45%	22
Total	12	54.55%	10	45.45%	22

Precinct	Registered Voters
7040141	
Poll Place	0
Vote by Mail	0
Mail Ballot	0
Total	0
7040142	
Poll Place	51
Vote by Mail	51
Mail Ballot	51
Total	51
7040144	
Poll Place	56
Vote by Mail	56
Mail Ballot	56
Total	56
7040413	
Poll Place	210
Vote by Mail	210
Mail Ballot	210
Total	210
7040437	
Poll Place	2
Vote by Mail	2
Mail Ballot	2
Total	2
7040438	
Poll Place	0
Vote by Mail	0
Mail Ballot	0
Total	0

Precinct	Yes		No		Total Votes
7040141					
Poll Place	0		0		0
Vote by Mail	0		0		0
Mail Ballot	0		0		0
Total	0		0		0
7040142					
Poll Place	0		0		0
Vote by Mail	0		0		0
Mail Ballot	13	39.39%	20	60.61%	33
Total	13	39.39%	20	60.61%	33
7040144					
Poll Place	0		0		0
Vote by Mail	0		0		0
Mail Ballot	22	50.00%	22	50.00%	44
Total	22	50.00%	22	50.00%	44
7040413					
Poll Place	0		0		0
Vote by Mail	0		0		0
Mail Ballot	43	23.24%	142	76.76%	185
Total	43	23.24%	142	76.76%	185
7040437					
Poll Place	0		0		0
Vote by Mail	0		0		0
Mail Ballot	0	0.00%	2	100.00%	2
Total	0	0.00%	2	100.00%	2
7040438					
Poll Place	0		0		0
Vote by Mail	0		0		0
Mail Ballot	0		0		0
Total	0		0		0

Precinct	Registered Voters
7040439	
Poll Place	257
Vote by Mail	257
Mail Ballot	257
Total	257
7040472	
Poll Place	453
Vote by Mail	453
Mail Ballot	453
Total	453
7040478	
Poll Place	489
Vote by Mail	489
Mail Ballot	489
Total	489
7040492	
Poll Place	0
Vote by Mail	0
Mail Ballot	0
Total	0
7041139	
Poll Place	22
Vote by Mail	22
Mail Ballot	22
Total	22
7041143	
Poll Place	66
Vote by Mail	66
Mail Ballot	66
Total	66

Precinct	Yes		No		Total Votes
7040439					
Poll Place	0		0		0
Vote by Mail	0		0		0
Mail Ballot	75	33.63%	148	66.37%	223
Total	75	33.63%	148	66.37%	223
7040472					
Poll Place	0		0		0
Vote by Mail	0		0		0
Mail Ballot	153	46.36%	177	53.64%	330
Total	153	46.36%	177	53.64%	330
7040478					
Poll Place	0		0		0
Vote by Mail	0		0		0
Mail Ballot	156	36.28%	274	63.72%	430
Total	156	36.28%	274	63.72%	430
7040492					
Poll Place	0		0		0
Vote by Mail	0		0		0
Mail Ballot	0		0		0
Total	0		0		0
7041139					
Poll Place	0		0		0
Vote by Mail	0		0		0
Mail Ballot	0	0.00%	17	100.00%	17
Total	0	0.00%	17	100.00%	17
7041143					
Poll Place	0		0		0
Vote by Mail	0		0		0
Mail Ballot	11	23.40%	36	76.60%	47
Total	11	23.40%	36	76.60%	47

Precinct	Registered Voters
7041149	
Poll Place	99
Vote by Mail	99
Mail Ballot	99
Total	99
7041160	
Poll Place	4
Vote by Mail	4
Mail Ballot	4
Total	4
7041241	
Poll Place	173
Vote by Mail	173
Mail Ballot	173
Total	173
7041476	
Poll Place	21
Vote by Mail	21
Mail Ballot	21
Total	21
7041495	
Poll Place	216
Vote by Mail	216
Mail Ballot	216
Total	216
7041496	
Poll Place	12
Vote by Mail	12
Mail Ballot	12
Total	12

Precinct	Yes		No		Total Votes
7041149					
Poll Place	0		0		0
Vote by Mail	0		0		0
Mail Ballot	10	17.24%	48	82.76%	58
Total	10	17.24%	48	82.76%	58
7041160					
Poll Place	0		0		0
Vote by Mail	0		0		0
Mail Ballot	0	0.00%	4	100.00%	4
Total	0	0.00%	4	100.00%	4
7041241					
Poll Place	0		0		0
Vote by Mail	0		0		0
Mail Ballot	37	30.08%	86	69.92%	123
Total	37	30.08%	86	69.92%	123
7041476					
Poll Place	0		0		0
Vote by Mail	0		0		0
Mail Ballot	1	6.25%	15	93.75%	16
Total	1	6.25%	15	93.75%	16
7041495					
Poll Place	0		0		0
Vote by Mail	0		0		0
Mail Ballot	72	39.56%	110	60.44%	182
Total	72	39.56%	110	60.44%	182
7041496					
Poll Place	0		0		0
Vote by Mail	0		0		0
Mail Ballot	1	11.11%	8	88.89%	9
Total	1	11.11%	8	88.89%	9

Precinct	Registered Voters
7041505	
Poll Place	86
Vote by Mail	86
Mail Ballot	86
Total	86
7041507	
Poll Place	0
Vote by Mail	0
Mail Ballot	0
Total	0
7041623	
Poll Place	21
Vote by Mail	21
Mail Ballot	21
Total	21
7041665	
Poll Place	76
Vote by Mail	76
Mail Ballot	76
Total	76
7041769	
Poll Place	240
Vote by Mail	240
Mail Ballot	240
Total	240
7041778	
Poll Place	0
Vote by Mail	0
Mail Ballot	0
Total	0

Precinct	Yes		No		Total Votes
7041505					
Poll Place	0		0		0
Vote by Mail	0		0		0
Mail Ballot	12	15.79%	64	84.21%	76
Total	12	15.79%	64	84.21%	76
7041507					
Poll Place	0		0		0
Vote by Mail	0		0		0
Mail Ballot	0		0		0
Total	0		0		0
7041623					
Poll Place	0		0		0
Vote by Mail	0		0		0
Mail Ballot	6	40.00%	9	60.00%	15
Total	6	40.00%	9	60.00%	15
7041665					
Poll Place	0		0		0
Vote by Mail	0		0		0
Mail Ballot	15	23.08%	50	76.92%	65
Total	15	23.08%	50	76.92%	65
7041769					
Poll Place	0		0		0
Vote by Mail	0		0		0
Mail Ballot	45	26.95%	122	73.05%	167
Total	45	26.95%	122	73.05%	167
7041778					
Poll Place	0		0		0
Vote by Mail	0		0		0
Mail Ballot	0		0		0
Total	0		0		0

Precinct	Registered Voters
7041815	
Poll Place	0
Vote by Mail	0
Mail Ballot	0
Total	0
7041914	
Poll Place	236
Vote by Mail	236
Mail Ballot	236
Total	236
7041930	
Poll Place	50
Vote by Mail	50
Mail Ballot	50
Total	50
7042223	
Poll Place	5
Vote by Mail	5
Mail Ballot	5
Total	5
7042265	
Poll Place	35
Vote by Mail	35
Mail Ballot	35
Total	35
7042427	
Poll Place	44
Vote by Mail	44
Mail Ballot	44
Total	44

Precinct	Yes		No		Total Votes
7041815					
Poll Place	0		0		0
Vote by Mail	0		0		0
Mail Ballot	0		0		0
Total	0		0		0
7041914					
Poll Place	0		0		0
Vote by Mail	0		0		0
Mail Ballot	49	24.50%	151	75.50%	200
Total	49	24.50%	151	75.50%	200
7041930					
Poll Place	0		0		0
Vote by Mail	0		0		0
Mail Ballot	11	29.73%	26	70.27%	37
Total	11	29.73%	26	70.27%	37
7042223					
Poll Place	0		0		0
Vote by Mail	0		0		0
Mail Ballot	0	0.00%	3	100.00%	3
Total	0	0.00%	3	100.00%	3
7042265					
Poll Place	0		0		0
Vote by Mail	0		0		0
Mail Ballot	8	33.33%	16	66.67%	24
Total	8	33.33%	16	66.67%	24
7042427					
Poll Place	0		0		0
Vote by Mail	0		0		0
Mail Ballot	10	35.71%	18	64.29%	28
Total	10	35.71%	18	64.29%	28

Precinct	Registered Voters
7042441	
Poll Place	0
Vote by Mail	0
Mail Ballot	0
Total	0
7042517	
Poll Place	6
Vote by Mail	6
Mail Ballot	6
Total	6
7042521	
Poll Place	32
Vote by Mail	32
Mail Ballot	32
Total	32
7042783	
Poll Place	0
Vote by Mail	0
Mail Ballot	0
Total	0
7042784	
Poll Place	2
Vote by Mail	2
Mail Ballot	2
Total	2
7042785	
Poll Place	0
Vote by Mail	0
Mail Ballot	0
Total	0

Precinct	Yes		No		Total Votes
7042441					
Poll Place	0		0		0
Vote by Mail	0		0		0
Mail Ballot	0		0		0
Total	0		0		0
7042517					
Poll Place	0		0		0
Vote by Mail	0		0		0
Mail Ballot	0	0.00%	4	100.00%	4
Total	0	0.00%	4	100.00%	4
7042521					
Poll Place	0		0		0
Vote by Mail	0		0		0
Mail Ballot	5	23.81%	16	76.19%	21
Total	5	23.81%	16	76.19%	21
7042783					
Poll Place	0		0		0
Vote by Mail	0		0		0
Mail Ballot	0		0		0
Total	0		0		0
7042784					
Poll Place	0		0		0
Vote by Mail	0		0		0
Mail Ballot	0	0.00%	2	100.00%	2
Total	0	0.00%	2	100.00%	2
7042785					
Poll Place	0		0		0
Vote by Mail	0		0		0
Mail Ballot	0		0		0
Total	0		0		0

Precinct	Registered Voters
7042789	
Poll Place	0
Vote by Mail	0
Mail Ballot	0
Total	0
7042910	
Poll Place	0
Vote by Mail	0
Mail Ballot	0
Total	0
7043044	
Poll Place	4
Vote by Mail	4
Mail Ballot	4
Total	4
7043063	
Poll Place	0
Vote by Mail	0
Mail Ballot	0
Total	0
7043101	
Poll Place	0
Vote by Mail	0
Mail Ballot	0
Total	0
7043295	
Poll Place	615
Vote by Mail	615
Mail Ballot	615
Total	615

Precinct	Yes		No		Total Votes
7042789					
Poll Place	0		0		0
Vote by Mail	0		0		0
Mail Ballot	0		0		0
Total	0		0		0
7042910					
Poll Place	0		0		0
Vote by Mail	0		0		0
Mail Ballot	0		0		0
Total	0		0		0
7043044					
Poll Place	0		0		0
Vote by Mail	0		0		0
Mail Ballot	1	50.00%	1	50.00%	2
Total	1	50.00%	1	50.00%	2
7043063					
Poll Place	0		0		0
Vote by Mail	0		0		0
Mail Ballot	0		0		0
Total	0		0		0
7043101					
Poll Place	0		0		0
Vote by Mail	0		0		0
Mail Ballot	0		0		0
Total	0		0		0
7043295					
Poll Place	0		0		0
Vote by Mail	0		0		0
Mail Ballot	143	37.34%	240	62.66%	383
Total	143	37.34%	240	62.66%	383

Precinct	Registered Voters
7043458	
Poll Place	0
Vote by Mail	0
Mail Ballot	0
Total	0
7043561	
Poll Place	227
Vote by Mail	227
Mail Ballot	227
Total	227
7043576	
Poll Place	0
Vote by Mail	0
Mail Ballot	0
Total	0
7044116	
Poll Place	18
Vote by Mail	18
Mail Ballot	18
Total	18
7044120	
Poll Place	314
Vote by Mail	314
Mail Ballot	314
Total	314
7044123	
Poll Place	683
Vote by Mail	683
Mail Ballot	683
Total	683

Precinct	Yes		No		Total Votes
7043458					
Poll Place	0		0		0
Vote by Mail	0		0		0
Mail Ballot	0		0		0
Total	0		0		0
7043561					
Poll Place	0		0		0
Vote by Mail	0		0		0
Mail Ballot	60	46.88%	68	53.13%	128
Total	60	46.88%	68	53.13%	128
7043576					
Poll Place	0		0		0
Vote by Mail	0		0		0
Mail Ballot	0		0		0
Total	0		0		0
7044116					
Poll Place	0		0		0
Vote by Mail	0		0		0
Mail Ballot	3	18.75%	13	81.25%	16
Total	3	18.75%	13	81.25%	16
7044120					
Poll Place	0		0		0
Vote by Mail	0		0		0
Mail Ballot	99	35.87%	177	64.13%	276
Total	99	35.87%	177	64.13%	276
7044123					
Poll Place	0		0		0
Vote by Mail	0		0		0
Mail Ballot	243	44.02%	309	55.98%	552
Total	243	44.02%	309	55.98%	552

Precinct	Registered Voters
7044133	
Poll Place	0
Vote by Mail	0
Mail Ballot	0
Total	0
7050025	
Poll Place	64
Vote by Mail	64
Mail Ballot	64
Total	64
7050030	
Poll Place	191
Vote by Mail	191
Mail Ballot	191
Total	191
7050032	
Poll Place	8
Vote by Mail	8
Mail Ballot	8
Total	8
7050212	
Poll Place	0
Vote by Mail	0
Mail Ballot	0
Total	0
7050220	
Poll Place	182
Vote by Mail	182
Mail Ballot	182
Total	182

Precinct	Yes		No		Total Votes
7044133					
Poll Place	0		0		0
Vote by Mail	0		0		0
Mail Ballot	0		0		0
Total	0		0		0
7050025					
Poll Place	0		0		0
Vote by Mail	0		0		0
Mail Ballot	13	34.21%	25	65.79%	38
Total	13	34.21%	25	65.79%	38
7050030					
Poll Place	0		0		0
Vote by Mail	0		0		0
Mail Ballot	61	63.54%	35	36.46%	96
Total	61	63.54%	35	36.46%	96
7050032					
Poll Place	0		0		0
Vote by Mail	0		0		0
Mail Ballot	1	100.00%	0	0.00%	1
Total	1	100.00%	0	0.00%	1
7050212					
Poll Place	0		0		0
Vote by Mail	0		0		0
Mail Ballot	0		0		0
Total	0		0		0
7050220					
Poll Place	0		0		0
Vote by Mail	0		0		0
Mail Ballot	49	68.06%	23	31.94%	72
Total	49	68.06%	23	31.94%	72

Precinct	Registered Voters
7050221	
Poll Place	251
Vote by Mail	251
Mail Ballot	251
Total	251
7050504	
Poll Place	57
Vote by Mail	57
Mail Ballot	57
Total	57
7050526	
Poll Place	0
Vote by Mail	0
Mail Ballot	0
Total	0
7050529	
Poll Place	2
Vote by Mail	2
Mail Ballot	2
Total	2
7050537	
Poll Place	276
Vote by Mail	276
Mail Ballot	276
Total	276
7050540	
Poll Place	81
Vote by Mail	81
Mail Ballot	81
Total	81

Precinct	Yes		No		Total Votes
7050221					
Poll Place	0		0		0
Vote by Mail	0		0		0
Mail Ballot	64	70.33%	27	29.67%	91
Total	64	70.33%	27	29.67%	91
7050504					
Poll Place	0		0		0
Vote by Mail	0		0		0
Mail Ballot	11	61.11%	7	38.89%	18
Total	11	61.11%	7	38.89%	18
7050526					
Poll Place	0		0		0
Vote by Mail	0		0		0
Mail Ballot	0		0		0
Total	0		0		0
7050529					
Poll Place	0		0		0
Vote by Mail	0		0		0
Mail Ballot	0		0		0
Total	0		0		0
7050537					
Poll Place	0		0		0
Vote by Mail	0		0		0
Mail Ballot	91	55.83%	72	44.17%	163
Total	91	55.83%	72	44.17%	163
7050540					
Poll Place	0		0		0
Vote by Mail	0		0		0
Mail Ballot	16	53.33%	14	46.67%	30
Total	16	53.33%	14	46.67%	30

Precinct	Registered Voters
7050542	
Poll Place	420
Vote by Mail	420
Mail Ballot	420
Total	420
7050546	
Poll Place	0
Vote by Mail	0
Mail Ballot	0
Total	0
7050551	
Poll Place	403
Vote by Mail	403
Mail Ballot	403
Total	403
7050557	
Poll Place	75
Vote by Mail	75
Mail Ballot	75
Total	75
7050561	
Poll Place	227
Vote by Mail	227
Mail Ballot	227
Total	227
7050563	
Poll Place	0
Vote by Mail	0
Mail Ballot	0
Total	0

Precinct	Yes		No		Total Votes
7050542					
Poll Place	0		0		0
Vote by Mail	0		0		0
Mail Ballot	140	60.34%	92	39.66%	232
Total	140	60.34%	92	39.66%	232
7050546					
Poll Place	0		0		0
Vote by Mail	0		0		0
Mail Ballot	0		0		0
Total	0		0		0
7050551					
Poll Place	0		0		0
Vote by Mail	0		0		0
Mail Ballot	130	56.28%	101	43.72%	231
Total	130	56.28%	101	43.72%	231
7050557					
Poll Place	0		0		0
Vote by Mail	0		0		0
Mail Ballot	26	66.67%	13	33.33%	39
Total	26	66.67%	13	33.33%	39
7050561					
Poll Place	0		0		0
Vote by Mail	0		0		0
Mail Ballot	75	59.06%	52	40.94%	127
Total	75	59.06%	52	40.94%	127
7050563					
Poll Place	0		0		0
Vote by Mail	0		0		0
Mail Ballot	0		0		0
Total	0		0		0

Precinct	Registered Voters
7050564	
Poll Place	0
Vote by Mail	0
Mail Ballot	0
Total	0
7050566	
Poll Place	0
Vote by Mail	0
Mail Ballot	0
Total	0
7050573	
Poll Place	0
Vote by Mail	0
Mail Ballot	0
Total	0
7050579	
Poll Place	139
Vote by Mail	139
Mail Ballot	139
Total	139
7050581	
Poll Place	234
Vote by Mail	234
Mail Ballot	234
Total	234
7050582	
Poll Place	29
Vote by Mail	29
Mail Ballot	29
Total	29

Precinct	Yes		No		Total Votes
7050564					
Poll Place	0		0		0
Vote by Mail	0		0		0
Mail Ballot	0		0		0
Total	0		0		0
7050566					
Poll Place	0		0		0
Vote by Mail	0		0		0
Mail Ballot	0		0		0
Total	0		0		0
7050573					
Poll Place	0		0		0
Vote by Mail	0		0		0
Mail Ballot	0		0		0
Total	0		0		0
7050579					
Poll Place	0		0		0
Vote by Mail	0		0		0
Mail Ballot	52	69.33%	23	30.67%	75
Total	52	69.33%	23	30.67%	75
7050581					
Poll Place	0		0		0
Vote by Mail	0		0		0
Mail Ballot	74	69.81%	32	30.19%	106
Total	74	69.81%	32	30.19%	106
7050582					
Poll Place	0		0		0
Vote by Mail	0		0		0
Mail Ballot	13	92.86%	1	7.14%	14
Total	13	92.86%	1	7.14%	14

Precinct	Registered Voters
7050597	
Poll Place	3
Vote by Mail	3
Mail Ballot	3
Total	3
7050702	
Poll Place	236
Vote by Mail	236
Mail Ballot	236
Total	236
7050707	
Poll Place	249
Vote by Mail	249
Mail Ballot	249
Total	249
7050712	
Poll Place	0
Vote by Mail	0
Mail Ballot	0
Total	0
7050713	
Poll Place	355
Vote by Mail	355
Mail Ballot	355
Total	355
7050726	
Poll Place	298
Vote by Mail	298
Mail Ballot	298
Total	298

Precinct	Yes		No		Total Votes
7050597					
Poll Place	0		0		0
Vote by Mail	0		0		0
Mail Ballot	2	100.00%	0	0.00%	2
Total	2	100.00%	0	0.00%	2
7050702					
Poll Place	0		0		0
Vote by Mail	0		0		0
Mail Ballot	77	55.80%	61	44.20%	138
Total	77	55.80%	61	44.20%	138
7050707					
Poll Place	0		0		0
Vote by Mail	0		0		0
Mail Ballot	86	60.14%	57	39.86%	143
Total	86	60.14%	57	39.86%	143
7050712					
Poll Place	0		0		0
Vote by Mail	0		0		0
Mail Ballot	0		0		0
Total	0		0		0
7050713					
Poll Place	0		0		0
Vote by Mail	0		0		0
Mail Ballot	115	53.24%	101	46.76%	216
Total	115	53.24%	101	46.76%	216
7050726					
Poll Place	0		0		0
Vote by Mail	0		0		0
Mail Ballot	86	41.75%	120	58.25%	206
Total	86	41.75%	120	58.25%	206

Precinct	Registered Voters
7050730	
Poll Place	8
Vote by Mail	8
Mail Ballot	8
Total	8
7050732	
Poll Place	74
Vote by Mail	74
Mail Ballot	74
Total	74
7050734	
Poll Place	161
Vote by Mail	161
Mail Ballot	161
Total	161
7050748	
Poll Place	111
Vote by Mail	111
Mail Ballot	111
Total	111
7050749	
Poll Place	141
Vote by Mail	141
Mail Ballot	141
Total	141
7050758	
Poll Place	4
Vote by Mail	4
Mail Ballot	4
Total	4

Precinct	Yes		No		Total Votes
7050730					
Poll Place	0		0		0
Vote by Mail	0		0		0
Mail Ballot	0	0.00%	2	100.00%	2
Total	0	0.00%	2	100.00%	2
7050732					
Poll Place	0		0		0
Vote by Mail	0		0		0
Mail Ballot	22	51.16%	21	48.84%	43
Total	22	51.16%	21	48.84%	43
7050734					
Poll Place	0		0		0
Vote by Mail	0		0		0
Mail Ballot	46	55.42%	37	44.58%	83
Total	46	55.42%	37	44.58%	83
7050748					
Poll Place	0		0		0
Vote by Mail	0		0		0
Mail Ballot	22	48.89%	23	51.11%	45
Total	22	48.89%	23	51.11%	45
7050749					
Poll Place	0		0		0
Vote by Mail	0		0		0
Mail Ballot	54	72.00%	21	28.00%	75
Total	54	72.00%	21	28.00%	75
7050758					
Poll Place	0		0		0
Vote by Mail	0		0		0
Mail Ballot	2	50.00%	2	50.00%	4
Total	2	50.00%	2	50.00%	4

Precinct	Registered Voters
7050759	
Poll Place	20
Vote by Mail	20
Mail Ballot	20
Total	20
7050760	
Poll Place	0
Vote by Mail	0
Mail Ballot	0
Total	0
7050764	
Poll Place	0
Vote by Mail	0
Mail Ballot	0
Total	0
7050769	
Poll Place	0
Vote by Mail	0
Mail Ballot	0
Total	0
7051188	
Poll Place	18
Vote by Mail	18
Mail Ballot	18
Total	18
7051233	
Poll Place	284
Vote by Mail	284
Mail Ballot	284
Total	284

Precinct	Yes		No		Total Votes
7050759					
Poll Place	0		0		0
Vote by Mail	0		0		0
Mail Ballot	3	21.43%	11	78.57%	14
Total	3	21.43%	11	78.57%	14
7050760					
Poll Place	0		0		0
Vote by Mail	0		0		0
Mail Ballot	0		0		0
Total	0		0		0
7050764					
Poll Place	0		0		0
Vote by Mail	0		0		0
Mail Ballot	0		0		0
Total	0		0		0
7050769					
Poll Place	0		0		0
Vote by Mail	0		0		0
Mail Ballot	0		0		0
Total	0		0		0
7051188					
Poll Place	0		0		0
Vote by Mail	0		0		0
Mail Ballot	6	75.00%	2	25.00%	8
Total	6	75.00%	2	25.00%	8
7051233					
Poll Place	0		0		0
Vote by Mail	0		0		0
Mail Ballot	69	41.32%	98	58.68%	167
Total	69	41.32%	98	58.68%	167

Precinct	Registered Voters
7051293	
Poll Place	177
Vote by Mail	177
Mail Ballot	177
Total	177
7051294	
Poll Place	63
Vote by Mail	63
Mail Ballot	63
Total	63
7051295	
Poll Place	15
Vote by Mail	15
Mail Ballot	15
Total	15
7051297	
Poll Place	209
Vote by Mail	209
Mail Ballot	209
Total	209
7051298	
Poll Place	289
Vote by Mail	289
Mail Ballot	289
Total	289
7051490	
Poll Place	7
Vote by Mail	7
Mail Ballot	7
Total	7

Precinct	Yes		No		Total Votes
7051293					
Poll Place	0		0		0
Vote by Mail	0		0		0
Mail Ballot	49	43.75%	63	56.25%	112
Total	49	43.75%	63	56.25%	112
7051294					
Poll Place	0		0		0
Vote by Mail	0		0		0
Mail Ballot	11	84.62%	2	15.38%	13
Total	11	84.62%	2	15.38%	13
7051295					
Poll Place	0		0		0
Vote by Mail	0		0		0
Mail Ballot	3	37.50%	5	62.50%	8
Total	3	37.50%	5	62.50%	8
7051297					
Poll Place	0		0		0
Vote by Mail	0		0		0
Mail Ballot	64	43.54%	83	56.46%	147
Total	64	43.54%	83	56.46%	147
7051298					
Poll Place	0		0		0
Vote by Mail	0		0		0
Mail Ballot	86	56.95%	65	43.05%	151
Total	86	56.95%	65	43.05%	151
7051490					
Poll Place	0		0		0
Vote by Mail	0		0		0
Mail Ballot	0	0.00%	3	100.00%	3
Total	0	0.00%	3	100.00%	3

Precinct	Registered Voters
7051494	
Poll Place	5
Vote by Mail	5
Mail Ballot	5
Total	5
7051679	
Poll Place	71
Vote by Mail	71
Mail Ballot	71
Total	71
7051704	
Poll Place	70
Vote by Mail	70
Mail Ballot	70
Total	70
7051739	
Poll Place	178
Vote by Mail	178
Mail Ballot	178
Total	178
7051751	
Poll Place	332
Vote by Mail	332
Mail Ballot	332
Total	332
7051779	
Poll Place	0
Vote by Mail	0
Mail Ballot	0
Total	0

Precinct	Yes		No		Total Votes
7051494					
Poll Place	0		0		0
Vote by Mail	0		0		0
Mail Ballot	1	33.33%	2	66.67%	3
Total	1	33.33%	2	66.67%	3
7051679					
Poll Place	0		0		0
Vote by Mail	0		0		0
Mail Ballot	8	36.36%	14	63.64%	22
Total	8	36.36%	14	63.64%	22
7051704					
Poll Place	0		0		0
Vote by Mail	0		0		0
Mail Ballot	21	58.33%	15	41.67%	36
Total	21	58.33%	15	41.67%	36
7051739					
Poll Place	0		0		0
Vote by Mail	0		0		0
Mail Ballot	41	36.28%	72	63.72%	113
Total	41	36.28%	72	63.72%	113
7051751					
Poll Place	0		0		0
Vote by Mail	0		0		0
Mail Ballot	90	50.56%	88	49.44%	178
Total	90	50.56%	88	49.44%	178
7051779					
Poll Place	0		0		0
Vote by Mail	0		0		0
Mail Ballot	0		0		0
Total	0		0		0

Precinct	Registered Voters
7051972	
Poll Place	7
Vote by Mail	7
Mail Ballot	7
Total	7
7052140	
Poll Place	203
Vote by Mail	203
Mail Ballot	203
Total	203
7052142	
Poll Place	9
Vote by Mail	9
Mail Ballot	9
Total	9
7052143	
Poll Place	139
Vote by Mail	139
Mail Ballot	139
Total	139
7052272	
Poll Place	14
Vote by Mail	14
Mail Ballot	14
Total	14
7052770	
Poll Place	178
Vote by Mail	178
Mail Ballot	178
Total	178

Precinct	Yes		No		Total Votes
7051972					
Poll Place	0		0		0
Vote by Mail	0		0		0
Mail Ballot	1	25.00%	3	75.00%	4
Total	1	25.00%	3	75.00%	4
7052140					
Poll Place	0		0		0
Vote by Mail	0		0		0
Mail Ballot	48	36.36%	84	63.64%	132
Total	48	36.36%	84	63.64%	132
7052142					
Poll Place	0		0		0
Vote by Mail	0		0		0
Mail Ballot	4	66.67%	2	33.33%	6
Total	4	66.67%	2	33.33%	6
7052143					
Poll Place	0		0		0
Vote by Mail	0		0		0
Mail Ballot	38	44.19%	48	55.81%	86
Total	38	44.19%	48	55.81%	86
7052272					
Poll Place	0		0		0
Vote by Mail	0		0		0
Mail Ballot	1	33.33%	2	66.67%	3
Total	1	33.33%	2	66.67%	3
7052770					
Poll Place	0		0		0
Vote by Mail	0		0		0
Mail Ballot	34	50.75%	33	49.25%	67
Total	34	50.75%	33	49.25%	67

Precinct	Registered Voters
7053012	
Poll Place	114
Vote by Mail	114
Mail Ballot	114
Total	114
7053449	
Poll Place	11
Vote by Mail	11
Mail Ballot	11
Total	11
7053495	
Poll Place	0
Vote by Mail	0
Mail Ballot	0
Total	0
7053752	
Poll Place	10
Vote by Mail	10
Mail Ballot	10
Total	10
7053765	
Poll Place	2
Vote by Mail	2
Mail Ballot	2
Total	2
Kern County - Total	425,526
Cumulative	
Cumulative	
Poll Place	0
Vote by Mail	0
Mail Ballot	0
Total	0

Precinct	Yes		No		Total Votes
7053012					
Poll Place	0		0		0
Vote by Mail	0		0		0
Mail Ballot	35	56.45%	27	43.55%	62
Total	35	56.45%	27	43.55%	62
7053449					
Poll Place	0		0		0
Vote by Mail	0		0		0
Mail Ballot	6	66.67%	3	33.33%	9
Total	6	66.67%	3	33.33%	9
7053495					
Poll Place	0		0		0
Vote by Mail	0		0		0
Mail Ballot	0		0		0
Total	0		0		0
7053752					
Poll Place	0		0		0
Vote by Mail	0		0		0
Mail Ballot	3	37.50%	5	62.50%	8
Total	3	37.50%	5	62.50%	8
7053765					
Poll Place	0		0		0
Vote by Mail	0		0		0
Mail Ballot	0	0.00%	2	100.00%	2
Total	0	0.00%	2	100.00%	2
Kern County - Total	125,659	42.20%	172,132	57.80%	297,791
Cumulative					
Cumulative					
Poll Place	0		0		0
Vote by Mail	0		0		0
Mail Ballot	0		0		0
Total	0		0		0

Precinct	Registered Voters
Cumulative - Total	0
County - Total	425,526

Precinct	Yes		No		Total Votes
Cumulative - Total	0		0		0
County - Total	125,659	42.20%	172,132	57.80%	297,791

PROPOSITION 15 (Vote for 1)

Precinct	Registered Voters
County	
Kern County	
0011155	
Poll Place	1,261
Vote by Mail	1,261
Mail Ballot	1,261
Total	1,261
0011190	
Poll Place	1,610
Vote by Mail	1,610
Mail Ballot	1,610
Total	1,610
0011195	
Poll Place	1,366
Vote by Mail	1,366
Mail Ballot	1,366
Total	1,366
0011530	
Poll Place	929
Vote by Mail	929
Mail Ballot	929
Total	929
0011540	
Poll Place	1,054
Vote by Mail	1,054
Mail Ballot	1,054
Total	1,054

Precinct	Yes		No		Total Votes
County					
Kern County					
0011155					
Poll Place	43	19.72%	175	80.28%	218
Vote by Mail	163	21.94%	580	78.06%	743
Mail Ballot	0		0		0
Total	206	21.44%	755	78.56%	961
0011190					
Poll Place	37	22.42%	128	77.58%	165
Vote by Mail	300	28.25%	762	71.75%	1,062
Mail Ballot	0		0		0
Total	337	27.47%	890	72.53%	1,227
0011195					
Poll Place	24	9.56%	227	90.44%	251
Vote by Mail	129	12.89%	872	87.11%	1,001
Mail Ballot	0		0		0
Total	153	12.22%	1,099	87.78%	1,252
0011530					
Poll Place	53	65.43%	28	34.57%	81
Vote by Mail	270	60.40%	177	39.60%	447
Mail Ballot	0		0		0
Total	323	61.17%	205	38.83%	528
0011540					
Poll Place	43	62.32%	26	37.68%	69
Vote by Mail	302	59.22%	208	40.78%	510
Mail Ballot	0		0		0
Total	345	59.59%	234	40.41%	579

Precinct	Registered Voters
0011546	
Poll Place	1,123
Vote by Mail	1,123
Mail Ballot	1,123
Total	1,123
0011548	
Poll Place	1,615
Vote by Mail	1,615
Mail Ballot	1,615
Total	1,615
0011550	
Poll Place	1,408
Vote by Mail	1,408
Mail Ballot	1,408
Total	1,408
0011552	
Poll Place	1,346
Vote by Mail	1,346
Mail Ballot	1,346
Total	1,346
0011554	
Poll Place	1,660
Vote by Mail	1,660
Mail Ballot	1,660
Total	1,660
0011557	
Poll Place	1,632
Vote by Mail	1,632
Mail Ballot	1,632
Total	1,632

Precinct	Yes		No		Total Votes
0011546					
Poll Place	51	57.95%	37	42.05%	88
Vote by Mail	319	56.76%	243	43.24%	562
Mail Ballot	0		0		0
Total	370	56.92%	280	43.08%	650
0011548					
Poll Place	52	50.00%	52	50.00%	104
Vote by Mail	551	51.54%	518	48.46%	1,069
Mail Ballot	0		0		0
Total	603	51.41%	570	48.59%	1,173
0011550					
Poll Place	42	51.22%	40	48.78%	82
Vote by Mail	463	54.41%	388	45.59%	851
Mail Ballot	0		0		0
Total	505	54.13%	428	45.87%	933
0011552					
Poll Place	65	59.09%	45	40.91%	110
Vote by Mail	391	54.46%	327	45.54%	718
Mail Ballot	0		0		0
Total	456	55.07%	372	44.93%	828
0011554					
Poll Place	80	59.26%	55	40.74%	135
Vote by Mail	478	59.90%	320	40.10%	798
Mail Ballot	0		0		0
Total	558	59.81%	375	40.19%	933
0011557					
Poll Place	62	53.45%	54	46.55%	116
Vote by Mail	478	57.59%	352	42.41%	830
Mail Ballot	0		0		0
Total	540	57.08%	406	42.92%	946

Precinct	Registered Voters
0011570	
Poll Place	1,087
Vote by Mail	1,087
Mail Ballot	1,087
Total	1,087
0011580	
Poll Place	1,070
Vote by Mail	1,070
Mail Ballot	1,070
Total	1,070
0011610	
Poll Place	882
Vote by Mail	882
Mail Ballot	882
Total	882
0011626	
Poll Place	1,859
Vote by Mail	1,859
Mail Ballot	1,859
Total	1,859
0011725	
Poll Place	1,209
Vote by Mail	1,209
Mail Ballot	1,209
Total	1,209
0011990	
Poll Place	836
Vote by Mail	836
Mail Ballot	836
Total	836

Precinct	Yes		No		Total Votes
0011570					
Poll Place	71	61.21%	45	38.79%	116
Vote by Mail	307	55.62%	245	44.38%	552
Mail Ballot	0		0		0
Total	378	56.59%	290	43.41%	668
0011580					
Poll Place	52	53.61%	45	46.39%	97
Vote by Mail	323	54.10%	274	45.90%	597
Mail Ballot	0		0		0
Total	375	54.03%	319	45.97%	694
0011610					
Poll Place	56	53.85%	48	46.15%	104
Vote by Mail	233	48.44%	248	51.56%	481
Mail Ballot	0		0		0
Total	289	49.40%	296	50.60%	585
0011626					
Poll Place	55	51.89%	51	48.11%	106
Vote by Mail	679	57.64%	499	42.36%	1,178
Mail Ballot	0		0		0
Total	734	57.17%	550	42.83%	1,284
0011725					
Poll Place	28	17.72%	130	82.28%	158
Vote by Mail	220	26.44%	612	73.56%	832
Mail Ballot	0		0		0
Total	248	25.05%	742	74.95%	990
0011990					
Poll Place	22	12.29%	157	87.71%	179
Vote by Mail	159	31.49%	346	68.51%	505
Mail Ballot	0		0		0
Total	181	26.46%	503	73.54%	684

Precinct	Registered Voters
0011991	
Poll Place	876
Vote by Mail	876
Mail Ballot	876
Total	876
0012171	
Poll Place	945
Vote by Mail	945
Mail Ballot	945
Total	945
0012173	
Poll Place	667
Vote by Mail	667
Mail Ballot	667
Total	667
0012505	
Poll Place	1,106
Vote by Mail	1,106
Mail Ballot	1,106
Total	1,106
0012591	
Poll Place	1,253
Vote by Mail	1,253
Mail Ballot	1,253
Total	1,253
0012592	
Poll Place	1,136
Vote by Mail	1,136
Mail Ballot	1,136
Total	1,136

Precinct	Yes		No		Total Votes
0011991					
Poll Place	25	12.25%	179	87.75%	204
Vote by Mail	99	19.96%	397	80.04%	496
Mail Ballot	0		0		0
Total	124	17.71%	576	82.29%	700
0012171					
Poll Place	21	18.75%	91	81.25%	112
Vote by Mail	138	25.05%	413	74.95%	551
Mail Ballot	0		0		0
Total	159	23.98%	504	76.02%	663
0012173					
Poll Place	24	18.32%	107	81.68%	131
Vote by Mail	91	22.75%	309	77.25%	400
Mail Ballot	0		0		0
Total	115	21.66%	416	78.34%	531
0012505					
Poll Place	34	20.73%	130	79.27%	164
Vote by Mail	161	21.93%	573	78.07%	734
Mail Ballot	0		0		0
Total	195	21.71%	703	78.29%	898
0012591					
Poll Place	93	54.07%	79	45.93%	172
Vote by Mail	286	50.89%	276	49.11%	562
Mail Ballot	0		0		0
Total	379	51.63%	355	48.37%	734
0012592					
Poll Place	48	48.48%	51	51.52%	99
Vote by Mail	272	48.31%	291	51.69%	563
Mail Ballot	0		0		0
Total	320	48.34%	342	51.66%	662

Precinct	Registered Voters
0012593	
Poll Place	1,820
Vote by Mail	1,820
Mail Ballot	1,820
Total	1,820
0012620	
Poll Place	1,480
Vote by Mail	1,480
Mail Ballot	1,480
Total	1,480
0012622	
Poll Place	1,303
Vote by Mail	1,303
Mail Ballot	1,303
Total	1,303
0012623	
Poll Place	1,824
Vote by Mail	1,824
Mail Ballot	1,824
Total	1,824
0012650	
Poll Place	1,338
Vote by Mail	1,338
Mail Ballot	1,338
Total	1,338
0012670	
Poll Place	1,586
Vote by Mail	1,586
Mail Ballot	1,586
Total	1,586

Precinct	Yes		No		Total Votes
0012593					
Poll Place	98	50.00%	98	50.00%	196
Vote by Mail	504	54.60%	419	45.40%	923
Mail Ballot	0		0		0
Total	602	53.80%	517	46.20%	1,119
0012620					
Poll Place	28	16.28%	144	83.72%	172
Vote by Mail	255	28.85%	629	71.15%	884
Mail Ballot	0		0		0
Total	283	26.80%	773	73.20%	1,056
0012622					
Poll Place	15	12.00%	110	88.00%	125
Vote by Mail	181	21.27%	670	78.73%	851
Mail Ballot	0		0		0
Total	196	20.08%	780	79.92%	976
0012623					
Poll Place	64	21.92%	228	78.08%	292
Vote by Mail	281	26.51%	779	73.49%	1,060
Mail Ballot	0		0		0
Total	345	25.52%	1,007	74.48%	1,352
0012650					
Poll Place	13	9.15%	129	90.85%	142
Vote by Mail	160	16.84%	790	83.16%	950
Mail Ballot	0		0		0
Total	173	15.84%	919	84.16%	1,092
0012670					
Poll Place	50	22.32%	174	77.68%	224
Vote by Mail	235	24.23%	735	75.77%	970
Mail Ballot	0		0		0
Total	285	23.87%	909	76.13%	1,194

Precinct	Registered Voters
0012709	
Poll Place	1,124
Vote by Mail	1,124
Mail Ballot	1,124
Total	1,124
0012921	
Poll Place	1,809
Vote by Mail	1,809
Mail Ballot	1,809
Total	1,809
0012922	
Poll Place	863
Vote by Mail	863
Mail Ballot	863
Total	863
0012923	
Poll Place	933
Vote by Mail	933
Mail Ballot	933
Total	933
0012924	
Poll Place	1,620
Vote by Mail	1,620
Mail Ballot	1,620
Total	1,620
0012925	
Poll Place	1,566
Vote by Mail	1,566
Mail Ballot	1,566
Total	1,566

Precinct	Yes		No		Total Votes
0012709					
Poll Place	32	20.00%	128	80.00%	160
Vote by Mail	197	27.86%	510	72.14%	707
Mail Ballot	0		0		0
Total	229	26.41%	638	73.59%	867
0012921					
Poll Place	49	28.16%	125	71.84%	174
Vote by Mail	433	35.99%	770	64.01%	1,203
Mail Ballot	0		0		0
Total	482	35.00%	895	65.00%	1,377
0012922					
Poll Place	21	23.08%	70	76.92%	91
Vote by Mail	203	33.50%	403	66.50%	606
Mail Ballot	0		0		0
Total	224	32.14%	473	67.86%	697
0012923					
Poll Place	23	26.14%	65	73.86%	88
Vote by Mail	189	32.70%	389	67.30%	578
Mail Ballot	0		0		0
Total	212	31.83%	454	68.17%	666
0012924					
Poll Place	45	26.32%	126	73.68%	171
Vote by Mail	407	35.15%	751	64.85%	1,158
Mail Ballot	0		0		0
Total	452	34.01%	877	65.99%	1,329
0012925					
Poll Place	50	27.62%	131	72.38%	181
Vote by Mail	346	36.34%	606	63.66%	952
Mail Ballot	0		0		0
Total	396	34.95%	737	65.05%	1,133

Precinct	Registered Voters
0012927	
Poll Place	1,087
Vote by Mail	1,087
Mail Ballot	1,087
Total	1,087
0012928	
Poll Place	1,816
Vote by Mail	1,816
Mail Ballot	1,816
Total	1,816
0012929	
Poll Place	1,479
Vote by Mail	1,479
Mail Ballot	1,479
Total	1,479
0012933	
Poll Place	1,583
Vote by Mail	1,583
Mail Ballot	1,583
Total	1,583
0012934	
Poll Place	889
Vote by Mail	889
Mail Ballot	889
Total	889
0012935	
Poll Place	1,111
Vote by Mail	1,111
Mail Ballot	1,111
Total	1,111

Precinct	Yes		No		Total Votes
0012927					
Poll Place	32	20.25%	126	79.75%	158
Vote by Mail	227	31.97%	483	68.03%	710
Mail Ballot	0		0		0
Total	259	29.84%	609	70.16%	868
0012928					
Poll Place	42	25.30%	124	74.70%	166
Vote by Mail	427	36.25%	751	63.75%	1,178
Mail Ballot	0		0		0
Total	469	34.90%	875	65.10%	1,344
0012929					
Poll Place	26	16.05%	136	83.95%	162
Vote by Mail	334	33.10%	675	66.90%	1,009
Mail Ballot	0		0		0
Total	360	30.74%	811	69.26%	1,171
0012933					
Poll Place	33	19.08%	140	80.92%	173
Vote by Mail	348	29.82%	819	70.18%	1,167
Mail Ballot	0		0		0
Total	381	28.43%	959	71.57%	1,340
0012934					
Poll Place	21	17.07%	102	82.93%	123
Vote by Mail	142	26.64%	391	73.36%	533
Mail Ballot	0		0		0
Total	163	24.85%	493	75.15%	656
0012935					
Poll Place	23	25.27%	68	74.73%	91
Vote by Mail	272	32.65%	561	67.35%	833
Mail Ballot	0		0		0
Total	295	31.93%	629	68.07%	924

Precinct	Registered Voters
0012941	
Poll Place	1,522
Vote by Mail	1,522
Mail Ballot	1,522
Total	1,522
0012996	
Poll Place	838
Vote by Mail	838
Mail Ballot	838
Total	838
0013070	
Poll Place	937
Vote by Mail	937
Mail Ballot	937
Total	937
0013072	
Poll Place	742
Vote by Mail	742
Mail Ballot	742
Total	742
0013076	
Poll Place	478
Vote by Mail	478
Mail Ballot	478
Total	478
0013078	
Poll Place	760
Vote by Mail	760
Mail Ballot	760
Total	760

Precinct	Yes		No		Total Votes
0012941					
Poll Place	28	22.76%	95	77.24%	123
Vote by Mail	340	32.72%	699	67.28%	1,039
Mail Ballot	0		0		0
Total	368	31.67%	794	68.33%	1,162
0012996					
Poll Place	27	25.71%	78	74.29%	105
Vote by Mail	185	30.28%	426	69.72%	611
Mail Ballot	0		0		0
Total	212	29.61%	504	70.39%	716
0013070					
Poll Place	9	13.24%	59	86.76%	68
Vote by Mail	167	23.13%	555	76.87%	722
Mail Ballot	0		0		0
Total	176	22.28%	614	77.72%	790
0013072					
Poll Place	11	15.71%	59	84.29%	70
Vote by Mail	130	23.64%	420	76.36%	550
Mail Ballot	0		0		0
Total	141	22.74%	479	77.26%	620
0013076					
Poll Place	13	16.88%	64	83.12%	77
Vote by Mail	87	29.29%	210	70.71%	297
Mail Ballot	0		0		0
Total	100	26.74%	274	73.26%	374
0013078					
Poll Place	25	16.13%	130	83.87%	155
Vote by Mail	118	28.23%	300	71.77%	418
Mail Ballot	0		0		0
Total	143	24.96%	430	75.04%	573

Precinct	Registered Voters
0013100	
Poll Place	1,461
Vote by Mail	1,461
Mail Ballot	1,461
Total	1,461
0013107	
Poll Place	1,295
Vote by Mail	1,295
Mail Ballot	1,295
Total	1,295
0013110	
Poll Place	1,486
Vote by Mail	1,486
Mail Ballot	1,486
Total	1,486
0013120	
Poll Place	1,245
Vote by Mail	1,245
Mail Ballot	1,245
Total	1,245
0013129	
Poll Place	861
Vote by Mail	861
Mail Ballot	861
Total	861
0013194	
Poll Place	535
Vote by Mail	535
Mail Ballot	535
Total	535

Precinct	Yes		No		Total Votes
0013100					
Poll Place	58	39.19%	90	60.81%	148
Vote by Mail	312	38.28%	503	61.72%	815
Mail Ballot	0		0		0
Total	370	38.42%	593	61.58%	963
0013107					
Poll Place	56	45.53%	67	54.47%	123
Vote by Mail	286	44.14%	362	55.86%	648
Mail Ballot	0		0		0
Total	342	44.36%	429	55.64%	771
0013110					
Poll Place	75	40.54%	110	59.46%	185
Vote by Mail	315	37.02%	536	62.98%	851
Mail Ballot	0		0		0
Total	390	37.64%	646	62.36%	1,036
0013120					
Poll Place	65	42.48%	88	57.52%	153
Vote by Mail	266	38.33%	428	61.67%	694
Mail Ballot	0		0		0
Total	331	39.08%	516	60.92%	847
0013129					
Poll Place	44	45.83%	52	54.17%	96
Vote by Mail	235	50.43%	231	49.57%	466
Mail Ballot	0		0		0
Total	279	49.64%	283	50.36%	562
0013194					
Poll Place	9	13.85%	56	86.15%	65
Vote by Mail	86	24.50%	265	75.50%	351
Mail Ballot	0		0		0
Total	95	22.84%	321	77.16%	416

Precinct	Registered Voters
0015106	
Poll Place	1,590
Vote by Mail	1,590
Mail Ballot	1,590
Total	1,590
0015109	
Poll Place	976
Vote by Mail	976
Mail Ballot	976
Total	976
0015110	
Poll Place	881
Vote by Mail	881
Mail Ballot	881
Total	881
0015113	
Poll Place	1,121
Vote by Mail	1,121
Mail Ballot	1,121
Total	1,121
0015114	
Poll Place	797
Vote by Mail	797
Mail Ballot	797
Total	797
0015123	
Poll Place	1,080
Vote by Mail	1,080
Mail Ballot	1,080
Total	1,080

Precinct	Yes		No		Total Votes
0015106					
Poll Place	32	23.88%	102	76.12%	134
Vote by Mail	363	28.23%	923	71.77%	1,286
Mail Ballot	0		0		0
Total	395	27.82%	1,025	72.18%	1,420
0015109					
Poll Place	22	25.00%	66	75.00%	88
Vote by Mail	214	28.84%	528	71.16%	742
Mail Ballot	0		0		0
Total	236	28.43%	594	71.57%	830
0015110					
Poll Place	3	13.64%	19	86.36%	22
Vote by Mail	131	16.71%	653	83.29%	784
Mail Ballot	0		0		0
Total	134	16.63%	672	83.37%	806
0015113					
Poll Place	28	18.06%	127	81.94%	155
Vote by Mail	189	24.20%	592	75.80%	781
Mail Ballot	0		0		0
Total	217	23.18%	719	76.82%	936
0015114					
Poll Place	23	25.27%	68	74.73%	91
Vote by Mail	179	32.84%	366	67.16%	545
Mail Ballot	0		0		0
Total	202	31.76%	434	68.24%	636
0015123					
Poll Place	28	17.95%	128	82.05%	156
Vote by Mail	196	27.80%	509	72.20%	705
Mail Ballot	0		0		0
Total	224	26.02%	637	73.98%	861

Precinct	Registered Voters
0015124	
Poll Place	1,123
Vote by Mail	1,123
Mail Ballot	1,123
Total	1,123
0015132	
Poll Place	1,049
Vote by Mail	1,049
Mail Ballot	1,049
Total	1,049
0015133	
Poll Place	927
Vote by Mail	927
Mail Ballot	927
Total	927
0015135	
Poll Place	1,146
Vote by Mail	1,146
Mail Ballot	1,146
Total	1,146
0020121	
Poll Place	730
Vote by Mail	730
Mail Ballot	730
Total	730
0020232	
Poll Place	735
Vote by Mail	735
Mail Ballot	735
Total	735

Precinct	Yes		No		Total Votes
0015124					
Poll Place	14	11.97%	103	88.03%	117
Vote by Mail	200	24.45%	618	75.55%	818
Mail Ballot	0		0		0
Total	214	22.89%	721	77.11%	935
0015132					
Poll Place	15	18.52%	66	81.48%	81
Vote by Mail	197	23.76%	632	76.24%	829
Mail Ballot	0		0		0
Total	212	23.30%	698	76.70%	910
0015133					
Poll Place	24	17.14%	116	82.86%	140
Vote by Mail	165	25.82%	474	74.18%	639
Mail Ballot	0		0		0
Total	189	24.26%	590	75.74%	779
0015135					
Poll Place	38	30.89%	85	69.11%	123
Vote by Mail	324	42.52%	438	57.48%	762
Mail Ballot	0		0		0
Total	362	40.90%	523	59.10%	885
0020121					
Poll Place	34	22.37%	118	77.63%	152
Vote by Mail	110	30.73%	248	69.27%	358
Mail Ballot	0		0		0
Total	144	28.24%	366	71.76%	510
0020232					
Poll Place	43	53.09%	38	46.91%	81
Vote by Mail	200	51.95%	185	48.05%	385
Mail Ballot	0		0		0
Total	243	52.15%	223	47.85%	466

Precinct	Registered Voters
0020236	
Poll Place	1,561
Vote by Mail	1,561
Mail Ballot	1,561
Total	1,561
0020243	
Poll Place	1,601
Vote by Mail	1,601
Mail Ballot	1,601
Total	1,601
0020245	
Poll Place	1,507
Vote by Mail	1,507
Mail Ballot	1,507
Total	1,507
0020246	
Poll Place	1,070
Vote by Mail	1,070
Mail Ballot	1,070
Total	1,070
0020248	
Poll Place	631
Vote by Mail	631
Mail Ballot	631
Total	631
0020249	
Poll Place	893
Vote by Mail	893
Mail Ballot	893
Total	893

Precinct	Yes		No		Total Votes
0020236					
Poll Place	58	55.77%	46	44.23%	104
Vote by Mail	375	52.16%	344	47.84%	719
Mail Ballot	0		0		0
Total	433	52.61%	390	47.39%	823
0020243					
Poll Place	50	42.37%	68	57.63%	118
Vote by Mail	418	43.41%	545	56.59%	963
Mail Ballot	0		0		0
Total	468	43.29%	613	56.71%	1,081
0020245					
Poll Place	65	55.08%	53	44.92%	118
Vote by Mail	392	50.39%	386	49.61%	778
Mail Ballot	0		0		0
Total	457	51.00%	439	49.00%	896
0020246					
Poll Place	70	53.44%	61	46.56%	131
Vote by Mail	258	46.65%	295	53.35%	553
Mail Ballot	0		0		0
Total	328	47.95%	356	52.05%	684
0020248					
Poll Place	28	43.08%	37	56.92%	65
Vote by Mail	188	58.20%	135	41.80%	323
Mail Ballot	0		0		0
Total	216	55.67%	172	44.33%	388
0020249					
Poll Place	28	50.00%	28	50.00%	56
Vote by Mail	218	37.85%	358	62.15%	576
Mail Ballot	0		0		0
Total	246	38.92%	386	61.08%	632

Precinct	Registered Voters
0020253	
Poll Place	681
Vote by Mail	681
Mail Ballot	681
Total	681
0020254	
Poll Place	1,589
Vote by Mail	1,589
Mail Ballot	1,589
Total	1,589
0020256	
Poll Place	1,566
Vote by Mail	1,566
Mail Ballot	1,566
Total	1,566
0020257	
Poll Place	724
Vote by Mail	724
Mail Ballot	724
Total	724
0020260	
Poll Place	968
Vote by Mail	968
Mail Ballot	968
Total	968
0020262	
Poll Place	764
Vote by Mail	764
Mail Ballot	764
Total	764

Precinct	Yes		No		Total Votes
0020253					
Poll Place	44	55.00%	36	45.00%	80
Vote by Mail	130	37.57%	216	62.43%	346
Mail Ballot	0		0		0
Total	174	40.85%	252	59.15%	426
0020254					
Poll Place	57	32.02%	121	67.98%	178
Vote by Mail	323	37.82%	531	62.18%	854
Mail Ballot	0		0		0
Total	380	36.82%	652	63.18%	1,032
0020256					
Poll Place	50	35.46%	91	64.54%	141
Vote by Mail	453	44.20%	572	55.80%	1,025
Mail Ballot	0		0		0
Total	503	43.14%	663	56.86%	1,166
0020257					
Poll Place	43	51.81%	40	48.19%	83
Vote by Mail	202	52.33%	184	47.67%	386
Mail Ballot	0		0		0
Total	245	52.24%	224	47.76%	469
0020260					
Poll Place	42	49.41%	43	50.59%	85
Vote by Mail	271	47.88%	295	52.12%	566
Mail Ballot	0		0		0
Total	313	48.08%	338	51.92%	651
0020262					
Poll Place	42	40.00%	63	60.00%	105
Vote by Mail	199	41.12%	285	58.88%	484
Mail Ballot	0		0		0
Total	241	40.92%	348	59.08%	589

Precinct	Registered Voters
0020263	
Poll Place	889
Vote by Mail	889
Mail Ballot	889
Total	889
0020271	
Poll Place	1,447
Vote by Mail	1,447
Mail Ballot	1,447
Total	1,447
0020272	
Poll Place	1,459
Vote by Mail	1,459
Mail Ballot	1,459
Total	1,459
0020282	
Poll Place	1,210
Vote by Mail	1,210
Mail Ballot	1,210
Total	1,210
0020283	
Poll Place	2,570
Vote by Mail	2,570
Mail Ballot	2,570
Total	2,570
0020284	
Poll Place	908
Vote by Mail	908
Mail Ballot	908
Total	908

Precinct	Yes		No		Total Votes
0020263					
Poll Place	26	34.21%	50	65.79%	76
Vote by Mail	275	50.27%	272	49.73%	547
Mail Ballot	0		0		0
Total	301	48.31%	322	51.69%	623
0020271					
Poll Place	64	50.00%	64	50.00%	128
Vote by Mail	377	43.89%	482	56.11%	859
Mail Ballot	0		0		0
Total	441	44.68%	546	55.32%	987
0020272					
Poll Place	40	45.98%	47	54.02%	87
Vote by Mail	430	49.37%	441	50.63%	871
Mail Ballot	0		0		0
Total	470	49.06%	488	50.94%	958
0020282					
Poll Place	53	36.30%	93	63.70%	146
Vote by Mail	314	40.78%	456	59.22%	770
Mail Ballot	0		0		0
Total	367	40.07%	549	59.93%	916
0020283					
Poll Place	76	41.99%	105	58.01%	181
Vote by Mail	831	49.58%	845	50.42%	1,676
Mail Ballot	0		0		0
Total	907	48.84%	950	51.16%	1,857
0020284					
Poll Place	51	52.04%	47	47.96%	98
Vote by Mail	242	47.64%	266	52.36%	508
Mail Ballot	0		0		0
Total	293	48.35%	313	51.65%	606

Precinct	Registered Voters
0020286	
Poll Place	1,505
Vote by Mail	1,505
Mail Ballot	1,505
Total	1,505
0020288	
Poll Place	924
Vote by Mail	924
Mail Ballot	924
Total	924
0020289	
Poll Place	1,429
Vote by Mail	1,429
Mail Ballot	1,429
Total	1,429
0020294	
Poll Place	1,168
Vote by Mail	1,168
Mail Ballot	1,168
Total	1,168
0020298	
Poll Place	1,210
Vote by Mail	1,210
Mail Ballot	1,210
Total	1,210
0021143	
Poll Place	1,124
Vote by Mail	1,124
Mail Ballot	1,124
Total	1,124

Precinct	Yes		No		Total Votes
0020286					
Poll Place	54	45.00%	66	55.00%	120
Vote by Mail	421	43.72%	542	56.28%	963
Mail Ballot	0		0		0
Total	475	43.86%	608	56.14%	1,083
0020288					
Poll Place	27	34.18%	52	65.82%	79
Vote by Mail	203	45.21%	246	54.79%	449
Mail Ballot	0		0		0
Total	230	43.56%	298	56.44%	528
0020289					
Poll Place	46	39.66%	70	60.34%	116
Vote by Mail	334	42.66%	449	57.34%	783
Mail Ballot	0		0		0
Total	380	42.27%	519	57.73%	899
0020294					
Poll Place	33	30.28%	76	69.72%	109
Vote by Mail	308	40.96%	444	59.04%	752
Mail Ballot	0		0		0
Total	341	39.61%	520	60.39%	861
0020298					
Poll Place	45	51.14%	43	48.86%	88
Vote by Mail	401	53.25%	352	46.75%	753
Mail Ballot	0		0		0
Total	446	53.03%	395	46.97%	841
0021143					
Poll Place	20	11.90%	148	88.10%	168
Vote by Mail	203	25.38%	597	74.63%	800
Mail Ballot	0		0		0
Total	223	23.04%	745	76.96%	968

Precinct	Registered Voters
0021144	
Poll Place	983
Vote by Mail	983
Mail Ballot	983
Total	983
0021145	
Poll Place	1,444
Vote by Mail	1,444
Mail Ballot	1,444
Total	1,444
0021148	
Poll Place	852
Vote by Mail	852
Mail Ballot	852
Total	852
0021275	
Poll Place	1,627
Vote by Mail	1,627
Mail Ballot	1,627
Total	1,627
0021280	
Poll Place	920
Vote by Mail	920
Mail Ballot	920
Total	920
0021281	
Poll Place	1,139
Vote by Mail	1,139
Mail Ballot	1,139
Total	1,139

Precinct	Yes		No		Total Votes
0021144					
Poll Place	15	12.93%	101	87.07%	116
Vote by Mail	167	23.23%	552	76.77%	719
Mail Ballot	0		0		0
Total	182	21.80%	653	78.20%	835
0021145					
Poll Place	14	7.22%	180	92.78%	194
Vote by Mail	284	25.98%	809	74.02%	1,093
Mail Ballot	0		0		0
Total	298	23.15%	989	76.85%	1,287
0021148					
Poll Place	20	15.50%	109	84.50%	129
Vote by Mail	161	26.26%	452	73.74%	613
Mail Ballot	0		0		0
Total	181	24.39%	561	75.61%	742
0021275					
Poll Place	59	36.20%	104	63.80%	163
Vote by Mail	336	37.50%	560	62.50%	896
Mail Ballot	0		0		0
Total	395	37.30%	664	62.70%	1,059
0021280					
Poll Place	46	40.00%	69	60.00%	115
Vote by Mail	226	45.38%	272	54.62%	498
Mail Ballot	0		0		0
Total	272	44.37%	341	55.63%	613
0021281					
Poll Place	46	31.29%	101	68.71%	147
Vote by Mail	268	37.43%	448	62.57%	716
Mail Ballot	0		0		0
Total	314	36.38%	549	63.62%	863

Precinct	Registered Voters
0021282	
Poll Place	1,118
Vote by Mail	1,118
Mail Ballot	1,118
Total	1,118
0021283	
Poll Place	1,561
Vote by Mail	1,561
Mail Ballot	1,561
Total	1,561
0021511	
Poll Place	382
Vote by Mail	382
Mail Ballot	382
Total	382
0021512	
Poll Place	1,090
Vote by Mail	1,090
Mail Ballot	1,090
Total	1,090
0021513	
Poll Place	262
Vote by Mail	262
Mail Ballot	262
Total	262
0021660	
Poll Place	351
Vote by Mail	351
Mail Ballot	351
Total	351

Precinct	Yes		No		Total Votes
0021282					
Poll Place	42	25.93%	120	74.07%	162
Vote by Mail	268	41.88%	372	58.13%	640
Mail Ballot	0		0		0
Total	310	38.65%	492	61.35%	802
0021283					
Poll Place	72	33.64%	142	66.36%	214
Vote by Mail	387	43.88%	495	56.12%	882
Mail Ballot	0		0		0
Total	459	41.88%	637	58.12%	1,096
0021511					
Poll Place	7	16.28%	36	83.72%	43
Vote by Mail	34	11.76%	255	88.24%	289
Mail Ballot	0		0		0
Total	41	12.35%	291	87.65%	332
0021512					
Poll Place	11	8.94%	112	91.06%	123
Vote by Mail	149	17.61%	697	82.39%	846
Mail Ballot	0		0		0
Total	160	16.51%	809	83.49%	969
0021513					
Poll Place	1	4.35%	22	95.65%	23
Vote by Mail	32	15.84%	170	84.16%	202
Mail Ballot	0		0		0
Total	33	14.67%	192	85.33%	225
0021660					
Poll Place	15	17.65%	70	82.35%	85
Vote by Mail	55	29.41%	132	70.59%	187
Mail Ballot	0		0		0
Total	70	25.74%	202	74.26%	272

Precinct	Registered Voters
0021710	
Poll Place	540
Vote by Mail	540
Mail Ballot	540
Total	540
0021781	
Poll Place	583
Vote by Mail	583
Mail Ballot	583
Total	583
0021885	
Poll Place	876
Vote by Mail	876
Mail Ballot	876
Total	876
0021886	
Poll Place	1,008
Vote by Mail	1,008
Mail Ballot	1,008
Total	1,008
0021888	
Poll Place	1,381
Vote by Mail	1,381
Mail Ballot	1,381
Total	1,381
0021889	
Poll Place	1,513
Vote by Mail	1,513
Mail Ballot	1,513
Total	1,513

Precinct	Yes		No		Total Votes
0021710					
Poll Place	13	13.83%	81	86.17%	94
Vote by Mail	84	27.72%	219	72.28%	303
Mail Ballot	0		0		0
Total	97	24.43%	300	75.57%	397
0021781					
Poll Place	17	13.93%	105	86.07%	122
Vote by Mail	65	17.24%	312	82.76%	377
Mail Ballot	0		0		0
Total	82	16.43%	417	83.57%	499
0021885					
Poll Place	22	16.30%	113	83.70%	135
Vote by Mail	139	23.88%	443	76.12%	582
Mail Ballot	0		0		0
Total	161	22.45%	556	77.55%	717
0021886					
Poll Place	17	21.79%	61	78.21%	78
Vote by Mail	186	28.31%	471	71.69%	657
Mail Ballot	0		0		0
Total	203	27.62%	532	72.38%	735
0021888					
Poll Place	18	11.76%	135	88.24%	153
Vote by Mail	205	19.52%	845	80.48%	1,050
Mail Ballot	0		0		0
Total	223	18.54%	980	81.46%	1,203
0021889					
Poll Place	17	10.56%	144	89.44%	161
Vote by Mail	227	20.58%	876	79.42%	1,103
Mail Ballot	0		0		0
Total	244	19.30%	1,020	80.70%	1,264

Precinct	Registered Voters
0021894	
Poll Place	1,067
Vote by Mail	1,067
Mail Ballot	1,067
Total	1,067
0022003	
Poll Place	856
Vote by Mail	856
Mail Ballot	856
Total	856
0022004	
Poll Place	867
Vote by Mail	867
Mail Ballot	867
Total	867
0022005	
Poll Place	1,026
Vote by Mail	1,026
Mail Ballot	1,026
Total	1,026
0022006	
Poll Place	1,648
Vote by Mail	1,648
Mail Ballot	1,648
Total	1,648
0022008	
Poll Place	1,461
Vote by Mail	1,461
Mail Ballot	1,461
Total	1,461

Precinct	Yes		No		Total Votes
0021894					
Poll Place	25	15.43%	137	84.57%	162
Vote by Mail	147	20.76%	561	79.24%	708
Mail Ballot	0		0		0
Total	172	19.77%	698	80.23%	870
0022003					
Poll Place	38	45.24%	46	54.76%	84
Vote by Mail	228	50.33%	225	49.67%	453
Mail Ballot	0		0		0
Total	266	49.53%	271	50.47%	537
0022004					
Poll Place	24	42.86%	32	57.14%	56
Vote by Mail	212	43.80%	272	56.20%	484
Mail Ballot	0		0		0
Total	236	43.70%	304	56.30%	540
0022005					
Poll Place	45	51.72%	42	48.28%	87
Vote by Mail	296	61.03%	189	38.97%	485
Mail Ballot	0		0		0
Total	341	59.62%	231	40.38%	572
0022006					
Poll Place	51	43.97%	65	56.03%	116
Vote by Mail	394	42.18%	540	57.82%	934
Mail Ballot	0		0		0
Total	445	42.38%	605	57.62%	1,050
0022008					
Poll Place	40	40.82%	58	59.18%	98
Vote by Mail	377	44.77%	465	55.23%	842
Mail Ballot	0		0		0
Total	417	44.36%	523	55.64%	940

Precinct	Registered Voters
0022018	
Poll Place	1,880
Vote by Mail	1,880
Mail Ballot	1,880
Total	1,880
0022030	
Poll Place	1,776
Vote by Mail	1,776
Mail Ballot	1,776
Total	1,776
0022033	
Poll Place	1,204
Vote by Mail	1,204
Mail Ballot	1,204
Total	1,204
0022037	
Poll Place	1,726
Vote by Mail	1,726
Mail Ballot	1,726
Total	1,726
0022450	
Poll Place	1,586
Vote by Mail	1,586
Mail Ballot	1,586
Total	1,586
0022480	
Poll Place	1,258
Vote by Mail	1,258
Mail Ballot	1,258
Total	1,258

Precinct	Yes		No		Total Votes
0022018					
Poll Place	73	38.42%	117	61.58%	190
Vote by Mail	532	42.73%	713	57.27%	1,245
Mail Ballot	0		0		0
Total	605	42.16%	830	57.84%	1,435
0022030					
Poll Place	50	41.67%	70	58.33%	120
Vote by Mail	486	44.02%	618	55.98%	1,104
Mail Ballot	0		0		0
Total	536	43.79%	688	56.21%	1,224
0022033					
Poll Place	33	34.02%	64	65.98%	97
Vote by Mail	314	42.43%	426	57.57%	740
Mail Ballot	0		0		0
Total	347	41.46%	490	58.54%	837
0022037					
Poll Place	72	38.92%	113	61.08%	185
Vote by Mail	498	45.73%	591	54.27%	1,089
Mail Ballot	0		0		0
Total	570	44.74%	704	55.26%	1,274
0022450					
Poll Place	80	35.87%	143	64.13%	223
Vote by Mail	322	42.59%	434	57.41%	756
Mail Ballot	0		0		0
Total	402	41.06%	577	58.94%	979
0022480					
Poll Place	19	11.73%	143	88.27%	162
Vote by Mail	223	27.29%	594	72.71%	817
Mail Ballot	0		0		0
Total	242	24.72%	737	75.28%	979

Precinct	Registered Voters
0023020	
Poll Place	1,053
Vote by Mail	1,053
Mail Ballot	1,053
Total	1,053
0023021	
Poll Place	1,557
Vote by Mail	1,557
Mail Ballot	1,557
Total	1,557
0023023	
Poll Place	1,235
Vote by Mail	1,235
Mail Ballot	1,235
Total	1,235
0023025	
Poll Place	1,159
Vote by Mail	1,159
Mail Ballot	1,159
Total	1,159
0023030	
Poll Place	1,411
Vote by Mail	1,411
Mail Ballot	1,411
Total	1,411
0023031	
Poll Place	918
Vote by Mail	918
Mail Ballot	918
Total	918

Precinct	Yes		No		Total Votes
0023020					
Poll Place	33	26.83%	90	73.17%	123
Vote by Mail	229	35.78%	411	64.22%	640
Mail Ballot	0		0		0
Total	262	34.34%	501	65.66%	763
0023021					
Poll Place	50	24.27%	156	75.73%	206
Vote by Mail	341	39.70%	518	60.30%	859
Mail Ballot	0		0		0
Total	391	36.71%	674	63.29%	1,065
0023023					
Poll Place	47	39.17%	73	60.83%	120
Vote by Mail	290	34.98%	539	65.02%	829
Mail Ballot	0		0		0
Total	337	35.51%	612	64.49%	949
0023025					
Poll Place	44	24.58%	135	75.42%	179
Vote by Mail	312	42.05%	430	57.95%	742
Mail Ballot	0		0		0
Total	356	38.65%	565	61.35%	921
0023030					
Poll Place	79	39.90%	119	60.10%	198
Vote by Mail	321	46.25%	373	53.75%	694
Mail Ballot	0		0		0
Total	400	44.84%	492	55.16%	892
0023031					
Poll Place	48	27.91%	124	72.09%	172
Vote by Mail	199	33.67%	392	66.33%	591
Mail Ballot	0		0		0
Total	247	32.37%	516	67.63%	763

Precinct	Registered Voters
0023035	
Poll Place	1,205
Vote by Mail	1,205
Mail Ballot	1,205
Total	1,205
0023211	
Poll Place	1,114
Vote by Mail	1,114
Mail Ballot	1,114
Total	1,114
0023212	
Poll Place	833
Vote by Mail	833
Mail Ballot	833
Total	833
0023239	
Poll Place	389
Vote by Mail	389
Mail Ballot	389
Total	389
0023240	
Poll Place	789
Vote by Mail	789
Mail Ballot	789
Total	789
0023241	
Poll Place	685
Vote by Mail	685
Mail Ballot	685
Total	685

Precinct	Yes		No		Total Votes
0023035					
Poll Place	54	31.40%	118	68.60%	172
Vote by Mail	271	35.56%	491	64.44%	762
Mail Ballot	0		0		0
Total	325	34.80%	609	65.20%	934
0023211					
Poll Place	17	8.81%	176	91.19%	193
Vote by Mail	163	20.84%	619	79.16%	782
Mail Ballot	0		0		0
Total	180	18.46%	795	81.54%	975
0023212					
Poll Place	18	14.29%	108	85.71%	126
Vote by Mail	123	20.64%	473	79.36%	596
Mail Ballot	0		0		0
Total	141	19.53%	581	80.47%	722
0023239					
Poll Place	18	29.51%	43	70.49%	61
Vote by Mail	88	42.72%	118	57.28%	206
Mail Ballot	0		0		0
Total	106	39.70%	161	60.30%	267
0023240					
Poll Place	36	40.00%	54	60.00%	90
Vote by Mail	160	40.92%	231	59.08%	391
Mail Ballot	0		0		0
Total	196	40.75%	285	59.25%	481
0023241					
Poll Place	22	37.93%	36	62.07%	58
Vote by Mail	164	42.49%	222	57.51%	386
Mail Ballot	0		0		0
Total	186	41.89%	258	58.11%	444

Precinct	Registered Voters
0023401	
Poll Place	832
Vote by Mail	832
Mail Ballot	832
Total	832
0023402	
Poll Place	1,164
Vote by Mail	1,164
Mail Ballot	1,164
Total	1,164
0023404	
Poll Place	1,317
Vote by Mail	1,317
Mail Ballot	1,317
Total	1,317
0023406	
Poll Place	1,010
Vote by Mail	1,010
Mail Ballot	1,010
Total	1,010
0023450	
Poll Place	933
Vote by Mail	933
Mail Ballot	933
Total	933
0023451	
Poll Place	380
Vote by Mail	380
Mail Ballot	380
Total	380

Precinct	Yes		No		Total Votes
0023401					
Poll Place	22	19.82%	89	80.18%	111
Vote by Mail	166	31.92%	354	68.08%	520
Mail Ballot	0		0		0
Total	188	29.79%	443	70.21%	631
0023402					
Poll Place	19	12.34%	135	87.66%	154
Vote by Mail	224	28.72%	556	71.28%	780
Mail Ballot	0		0		0
Total	243	26.02%	691	73.98%	934
0023404					
Poll Place	21	15.44%	115	84.56%	136
Vote by Mail	247	26.28%	693	73.72%	940
Mail Ballot	0		0		0
Total	268	24.91%	808	75.09%	1,076
0023406					
Poll Place	27	29.67%	64	70.33%	91
Vote by Mail	190	31.61%	411	68.39%	601
Mail Ballot	0		0		0
Total	217	31.36%	475	68.64%	692
0023450					
Poll Place	32	20.00%	128	80.00%	160
Vote by Mail	138	23.63%	446	76.37%	584
Mail Ballot	0		0		0
Total	170	22.85%	574	77.15%	744
0023451					
Poll Place	10	20.41%	39	79.59%	49
Vote by Mail	45	19.23%	189	80.77%	234
Mail Ballot	0		0		0
Total	55	19.43%	228	80.57%	283

Precinct	Registered Voters
0023452	
Poll Place	854
Vote by Mail	854
Mail Ballot	854
Total	854
0025270	
Poll Place	996
Vote by Mail	996
Mail Ballot	996
Total	996
0025271	
Poll Place	933
Vote by Mail	933
Mail Ballot	933
Total	933
0025272	
Poll Place	1,098
Vote by Mail	1,098
Mail Ballot	1,098
Total	1,098
0025289	
Poll Place	1,010
Vote by Mail	1,010
Mail Ballot	1,010
Total	1,010
0030040	
Poll Place	1,257
Vote by Mail	1,257
Mail Ballot	1,257
Total	1,257

Precinct	Yes		No		Total Votes
0023452					
Poll Place	31	25.00%	93	75.00%	124
Vote by Mail	141	27.65%	369	72.35%	510
Mail Ballot	0		0		0
Total	172	27.13%	462	72.87%	634
0025270					
Poll Place	48	38.71%	76	61.29%	124
Vote by Mail	264	44.07%	335	55.93%	599
Mail Ballot	0		0		0
Total	312	43.15%	411	56.85%	723
0025271					
Poll Place	28	51.85%	26	48.15%	54
Vote by Mail	250	42.96%	332	57.04%	582
Mail Ballot	0		0		0
Total	278	43.71%	358	56.29%	636
0025272					
Poll Place	37	45.12%	45	54.88%	82
Vote by Mail	323	47.22%	361	52.78%	684
Mail Ballot	0		0		0
Total	360	47.00%	406	53.00%	766
0025289					
Poll Place	39	36.79%	67	63.21%	106
Vote by Mail	232	44.36%	291	55.64%	523
Mail Ballot	0		0		0
Total	271	43.08%	358	56.92%	629
0030040					
Poll Place	43	27.04%	116	72.96%	159
Vote by Mail	229	34.13%	442	65.87%	671
Mail Ballot	0		0		0
Total	272	32.77%	558	67.23%	830

Precinct	Registered Voters
0030060	
Poll Place	963
Vote by Mail	963
Mail Ballot	963
Total	963
0030150	
Poll Place	1,559
Vote by Mail	1,559
Mail Ballot	1,559
Total	1,559
0030170	
Poll Place	1,212
Vote by Mail	1,212
Mail Ballot	1,212
Total	1,212
0030302	
Poll Place	1,062
Vote by Mail	1,062
Mail Ballot	1,062
Total	1,062
0030304	
Poll Place	1,440
Vote by Mail	1,440
Mail Ballot	1,440
Total	1,440
0030308	
Poll Place	1,441
Vote by Mail	1,441
Mail Ballot	1,441
Total	1,441

Precinct	Yes		No		Total Votes
0030060					
Poll Place	42	28.97%	103	71.03%	145
Vote by Mail	158	29.04%	386	70.96%	544
Mail Ballot	0		0		0
Total	200	29.03%	489	70.97%	689
0030150					
Poll Place	55	36.42%	96	63.58%	151
Vote by Mail	241	36.74%	415	63.26%	656
Mail Ballot	0		0		0
Total	296	36.68%	511	63.32%	807
0030170					
Poll Place	46	35.11%	85	64.89%	131
Vote by Mail	220	41.04%	316	58.96%	536
Mail Ballot	0		0		0
Total	266	39.88%	401	60.12%	667
0030302					
Poll Place	37	28.68%	92	71.32%	129
Vote by Mail	263	44.35%	330	55.65%	593
Mail Ballot	0		0		0
Total	300	41.55%	422	58.45%	722
0030304					
Poll Place	33	37.50%	55	62.50%	88
Vote by Mail	386	42.51%	522	57.49%	908
Mail Ballot	0		0		0
Total	419	42.07%	577	57.93%	996
0030308					
Poll Place	36	37.89%	59	62.11%	95
Vote by Mail	401	47.46%	444	52.54%	845
Mail Ballot	0		0		0
Total	437	46.49%	503	53.51%	940

Precinct	Registered Voters
0030312	
Poll Place	1,132
Vote by Mail	1,132
Mail Ballot	1,132
Total	1,132
0030314	
Poll Place	1,121
Vote by Mail	1,121
Mail Ballot	1,121
Total	1,121
0030316	
Poll Place	964
Vote by Mail	964
Mail Ballot	964
Total	964
0030317	
Poll Place	514
Vote by Mail	514
Mail Ballot	514
Total	514
0030318	
Poll Place	1,425
Vote by Mail	1,425
Mail Ballot	1,425
Total	1,425
0030321	
Poll Place	774
Vote by Mail	774
Mail Ballot	774
Total	774

Precinct	Yes		No		Total Votes
0030312					
Poll Place	51	32.90%	104	67.10%	155
Vote by Mail	272	38.26%	439	61.74%	711
Mail Ballot	0		0		0
Total	323	37.30%	543	62.70%	866
0030314					
Poll Place	30	37.04%	51	62.96%	81
Vote by Mail	249	38.25%	402	61.75%	651
Mail Ballot	0		0		0
Total	279	38.11%	453	61.89%	732
0030316					
Poll Place	43	39.09%	67	60.91%	110
Vote by Mail	202	35.13%	373	64.87%	575
Mail Ballot	0		0		0
Total	245	35.77%	440	64.23%	685
0030317					
Poll Place	21	43.75%	27	56.25%	48
Vote by Mail	133	42.77%	178	57.23%	311
Mail Ballot	0		0		0
Total	154	42.90%	205	57.10%	359
0030318					
Poll Place	37	26.81%	101	73.19%	138
Vote by Mail	337	39.51%	516	60.49%	853
Mail Ballot	0		0		0
Total	374	37.74%	617	62.26%	991
0030321					
Poll Place	20	31.25%	44	68.75%	64
Vote by Mail	235	41.08%	337	58.92%	572
Mail Ballot	0		0		0
Total	255	40.09%	381	59.91%	636

Precinct	Registered Voters
0030322	
Poll Place	1,248
Vote by Mail	1,248
Mail Ballot	1,248
Total	1,248
0030325	
Poll Place	839
Vote by Mail	839
Mail Ballot	839
Total	839
0030332	
Poll Place	482
Vote by Mail	482
Mail Ballot	482
Total	482
0030337	
Poll Place	1,216
Vote by Mail	1,216
Mail Ballot	1,216
Total	1,216
0030338	
Poll Place	1,006
Vote by Mail	1,006
Mail Ballot	1,006
Total	1,006
0030339	
Poll Place	1,556
Vote by Mail	1,556
Mail Ballot	1,556
Total	1,556

Precinct	Yes		No		Total Votes
0030322					
Poll Place	54	37.50%	90	62.50%	144
Vote by Mail	302	36.65%	522	63.35%	824
Mail Ballot	0		0		0
Total	356	36.78%	612	63.22%	968
0030325					
Poll Place	21	33.87%	41	66.13%	62
Vote by Mail	187	36.03%	332	63.97%	519
Mail Ballot	0		0		0
Total	208	35.80%	373	64.20%	581
0030332					
Poll Place	17	50.00%	17	50.00%	34
Vote by Mail	101	53.44%	88	46.56%	189
Mail Ballot	0		0		0
Total	118	52.91%	105	47.09%	223
0030337					
Poll Place	27	24.55%	83	75.45%	110
Vote by Mail	309	37.78%	509	62.22%	818
Mail Ballot	0		0		0
Total	336	36.21%	592	63.79%	928
0030338					
Poll Place	38	28.36%	96	71.64%	134
Vote by Mail	212	32.32%	444	67.68%	656
Mail Ballot	0		0		0
Total	250	31.65%	540	68.35%	790
0030339					
Poll Place	71	35.68%	128	64.32%	199
Vote by Mail	400	41.49%	564	58.51%	964
Mail Ballot	0		0		0
Total	471	40.50%	692	59.50%	1,163

Precinct	Registered Voters
0030348	
Poll Place	931
Vote by Mail	931
Mail Ballot	931
Total	931
0030351	
Poll Place	1,528
Vote by Mail	1,528
Mail Ballot	1,528
Total	1,528
0030352	
Poll Place	1,029
Vote by Mail	1,029
Mail Ballot	1,029
Total	1,029
0030354	
Poll Place	696
Vote by Mail	696
Mail Ballot	696
Total	696
0030364	
Poll Place	929
Vote by Mail	929
Mail Ballot	929
Total	929
0030367	
Poll Place	1,526
Vote by Mail	1,526
Mail Ballot	1,526
Total	1,526

Precinct	Yes		No		Total Votes
0030348					
Poll Place	35	36.84%	60	63.16%	95
Vote by Mail	218	35.91%	389	64.09%	607
Mail Ballot	0		0		0
Total	253	36.04%	449	63.96%	702
0030351					
Poll Place	62	43.36%	81	56.64%	143
Vote by Mail	430	49.37%	441	50.63%	871
Mail Ballot	0		0		0
Total	492	48.52%	522	51.48%	1,014
0030352					
Poll Place	48	36.36%	84	63.64%	132
Vote by Mail	245	33.70%	482	66.30%	727
Mail Ballot	0		0		0
Total	293	34.11%	566	65.89%	859
0030354					
Poll Place	33	26.19%	93	73.81%	126
Vote by Mail	138	31.01%	307	68.99%	445
Mail Ballot	0		0		0
Total	171	29.95%	400	70.05%	571
0030364					
Poll Place	29	20.86%	110	79.14%	139
Vote by Mail	220	38.94%	345	61.06%	565
Mail Ballot	0		0		0
Total	249	35.37%	455	64.63%	704
0030367					
Poll Place	34	28.57%	85	71.43%	119
Vote by Mail	393	39.18%	610	60.82%	1,003
Mail Ballot	0		0		0
Total	427	38.06%	695	61.94%	1,122

Precinct	Registered Voters
0030370	
Poll Place	452
Vote by Mail	452
Mail Ballot	452
Total	452
0030374	
Poll Place	999
Vote by Mail	999
Mail Ballot	999
Total	999
0030385	
Poll Place	714
Vote by Mail	714
Mail Ballot	714
Total	714
0030386	
Poll Place	1,185
Vote by Mail	1,185
Mail Ballot	1,185
Total	1,185
0030387	
Poll Place	1,140
Vote by Mail	1,140
Mail Ballot	1,140
Total	1,140
0030389	
Poll Place	732
Vote by Mail	732
Mail Ballot	732
Total	732

Precinct	Yes		No		Total Votes
0030370					
Poll Place	20	47.62%	22	52.38%	42
Vote by Mail	101	37.00%	172	63.00%	273
Mail Ballot	0		0		0
Total	121	38.41%	194	61.59%	315
0030374					
Poll Place	46	40.35%	68	59.65%	114
Vote by Mail	285	44.88%	350	55.12%	635
Mail Ballot	0		0		0
Total	331	44.19%	418	55.81%	749
0030385					
Poll Place	15	22.39%	52	77.61%	67
Vote by Mail	168	31.58%	364	68.42%	532
Mail Ballot	0		0		0
Total	183	30.55%	416	69.45%	599
0030386					
Poll Place	26	20.97%	98	79.03%	124
Vote by Mail	236	29.10%	575	70.90%	811
Mail Ballot	0		0		0
Total	262	28.02%	673	71.98%	935
0030387					
Poll Place	25	15.92%	132	84.08%	157
Vote by Mail	224	27.48%	591	72.52%	815
Mail Ballot	0		0		0
Total	249	25.62%	723	74.38%	972
0030389					
Poll Place	25	35.21%	46	64.79%	71
Vote by Mail	200	39.29%	309	60.71%	509
Mail Ballot	0		0		0
Total	225	38.79%	355	61.21%	580

Precinct	Registered Voters
0030390	
Poll Place	1,320
Vote by Mail	1,320
Mail Ballot	1,320
Total	1,320
0030393	
Poll Place	856
Vote by Mail	856
Mail Ballot	856
Total	856
0030396	
Poll Place	812
Vote by Mail	812
Mail Ballot	812
Total	812
0030399	
Poll Place	1,198
Vote by Mail	1,198
Mail Ballot	1,198
Total	1,198
0031478	
Poll Place	593
Vote by Mail	593
Mail Ballot	593
Total	593
0031641	
Poll Place	610
Vote by Mail	610
Mail Ballot	610
Total	610

Precinct	Yes		No		Total Votes
0030390					
Poll Place	18	10.84%	148	89.16%	166
Vote by Mail	212	21.92%	755	78.08%	967
Mail Ballot	0		0		0
Total	230	20.30%	903	79.70%	1,133
0030393					
Poll Place	16	17.39%	76	82.61%	92
Vote by Mail	174	27.27%	464	72.73%	638
Mail Ballot	0		0		0
Total	190	26.03%	540	73.97%	730
0030396					
Poll Place	21	18.75%	91	81.25%	112
Vote by Mail	170	30.52%	387	69.48%	557
Mail Ballot	0		0		0
Total	191	28.55%	478	71.45%	669
0030399					
Poll Place	64	62.14%	39	37.86%	103
Vote by Mail	327	65.66%	171	34.34%	498
Mail Ballot	0		0		0
Total	391	65.06%	210	34.94%	601
0031478					
Poll Place	41	53.95%	35	46.05%	76
Vote by Mail	153	42.03%	211	57.97%	364
Mail Ballot	0		0		0
Total	194	44.09%	246	55.91%	440
0031641					
Poll Place	45	70.31%	19	29.69%	64
Vote by Mail	139	60.17%	92	39.83%	231
Mail Ballot	0		0		0
Total	184	62.37%	111	37.63%	295

Precinct	Registered Voters
0031642	
Poll Place	797
Vote by Mail	797
Mail Ballot	797
Total	797
0031772	
Poll Place	1,163
Vote by Mail	1,163
Mail Ballot	1,163
Total	1,163
0031935	
Poll Place	868
Vote by Mail	868
Mail Ballot	868
Total	868
0031950	
Poll Place	707
Vote by Mail	707
Mail Ballot	707
Total	707
0031953	
Poll Place	1,390
Vote by Mail	1,390
Mail Ballot	1,390
Total	1,390
0031960	
Poll Place	1,287
Vote by Mail	1,287
Mail Ballot	1,287
Total	1,287

Precinct	Yes		No		Total Votes
0031642					
Poll Place	39	65.00%	21	35.00%	60
Vote by Mail	165	51.08%	158	48.92%	323
Mail Ballot	0		0		0
Total	204	53.26%	179	46.74%	383
0031772					
Poll Place	27	18.00%	123	82.00%	150
Vote by Mail	183	33.76%	359	66.24%	542
Mail Ballot	0		0		0
Total	210	30.35%	482	69.65%	692
0031935					
Poll Place	35	41.67%	49	58.33%	84
Vote by Mail	220	47.11%	247	52.89%	467
Mail Ballot	0		0		0
Total	255	46.28%	296	53.72%	551
0031950					
Poll Place	15	15.79%	80	84.21%	95
Vote by Mail	110	31.88%	235	68.12%	345
Mail Ballot	0		0		0
Total	125	28.41%	315	71.59%	440
0031953					
Poll Place	48	39.34%	74	60.66%	122
Vote by Mail	333	46.97%	376	53.03%	709
Mail Ballot	0		0		0
Total	381	45.85%	450	54.15%	831
0031960					
Poll Place	30	34.88%	56	65.12%	86
Vote by Mail	317	40.54%	465	59.46%	782
Mail Ballot	0		0		0
Total	347	39.98%	521	60.02%	868

Precinct	Registered Voters
0032170	
Poll Place	932
Vote by Mail	932
Mail Ballot	932
Total	932
0032214	
Poll Place	651
Vote by Mail	651
Mail Ballot	651
Total	651
0032240	
Poll Place	847
Vote by Mail	847
Mail Ballot	847
Total	847
0032310	
Poll Place	1,021
Vote by Mail	1,021
Mail Ballot	1,021
Total	1,021
0032330	
Poll Place	584
Vote by Mail	584
Mail Ballot	584
Total	584
0032340	
Poll Place	596
Vote by Mail	596
Mail Ballot	596
Total	596

Precinct	Yes		No		Total Votes
0032170					
Poll Place	37	30.08%	86	69.92%	123
Vote by Mail	205	35.47%	373	64.53%	578
Mail Ballot	0		0		0
Total	242	34.52%	459	65.48%	701
0032214					
Poll Place	10	19.61%	41	80.39%	51
Vote by Mail	110	26.63%	303	73.37%	413
Mail Ballot	0		0		0
Total	120	25.86%	344	74.14%	464
0032240					
Poll Place	11	26.83%	30	73.17%	41
Vote by Mail	149	32.82%	305	67.18%	454
Mail Ballot	0		0		0
Total	160	32.32%	335	67.68%	495
0032310					
Poll Place	17	22.37%	59	77.63%	76
Vote by Mail	244	40.53%	358	59.47%	602
Mail Ballot	0		0		0
Total	261	38.50%	417	61.50%	678
0032330					
Poll Place	5	17.24%	24	82.76%	29
Vote by Mail	122	28.31%	309	71.69%	431
Mail Ballot	0		0		0
Total	127	27.61%	333	72.39%	460
0032340					
Poll Place	8	21.05%	30	78.95%	38
Vote by Mail	89	19.60%	365	80.40%	454
Mail Ballot	0		0		0
Total	97	19.72%	395	80.28%	492

Precinct	Registered Voters
0032360	
Poll Place	1,173
Vote by Mail	1,173
Mail Ballot	1,173
Total	1,173
0032370	
Poll Place	750
Vote by Mail	750
Mail Ballot	750
Total	750
0032380	
Poll Place	629
Vote by Mail	629
Mail Ballot	629
Total	629
0032441	
Poll Place	1,140
Vote by Mail	1,140
Mail Ballot	1,140
Total	1,140
0032531	
Poll Place	1,320
Vote by Mail	1,320
Mail Ballot	1,320
Total	1,320
0032532	
Poll Place	995
Vote by Mail	995
Mail Ballot	995
Total	995

Precinct	Yes		No		Total Votes
0032360					
Poll Place	57	66.28%	29	33.72%	86
Vote by Mail	271	48.31%	290	51.69%	561
Mail Ballot	0		0		0
Total	328	50.70%	319	49.30%	647
0032370					
Poll Place	43	50.59%	42	49.41%	85
Vote by Mail	128	41.83%	178	58.17%	306
Mail Ballot	0		0		0
Total	171	43.73%	220	56.27%	391
0032380					
Poll Place	9	29.03%	22	70.97%	31
Vote by Mail	142	32.64%	293	67.36%	435
Mail Ballot	0		0		0
Total	151	32.40%	315	67.60%	466
0032441					
Poll Place	27	23.68%	87	76.32%	114
Vote by Mail	161	29.70%	381	70.30%	542
Mail Ballot	0		0		0
Total	188	28.66%	468	71.34%	656
0032531					
Poll Place	61	60.40%	40	39.60%	101
Vote by Mail	289	50.88%	279	49.12%	568
Mail Ballot	0		0		0
Total	350	52.32%	319	47.68%	669
0032532					
Poll Place	57	60.00%	38	40.00%	95
Vote by Mail	193	46.84%	219	53.16%	412
Mail Ballot	0		0		0
Total	250	49.31%	257	50.69%	507

Precinct	Registered Voters
0032640	
Poll Place	1,435
Vote by Mail	1,435
Mail Ballot	1,435
Total	1,435
0032652	
Poll Place	1,415
Vote by Mail	1,415
Mail Ballot	1,415
Total	1,415
0032731	
Poll Place	1,219
Vote by Mail	1,219
Mail Ballot	1,219
Total	1,219
0032732	
Poll Place	307
Vote by Mail	307
Mail Ballot	307
Total	307
0032750	
Poll Place	1,553
Vote by Mail	1,553
Mail Ballot	1,553
Total	1,553
0032751	
Poll Place	830
Vote by Mail	830
Mail Ballot	830
Total	830

Precinct	Yes		No		Total Votes
0032640					
Poll Place	22	11.17%	175	88.83%	197
Vote by Mail	176	17.24%	845	82.76%	1,021
Mail Ballot	0		0		0
Total	198	16.26%	1,020	83.74%	1,218
0032652					
Poll Place	7	8.64%	74	91.36%	81
Vote by Mail	176	15.69%	946	84.31%	1,122
Mail Ballot	0		0		0
Total	183	15.21%	1,020	84.79%	1,203
0032731					
Poll Place	31	23.13%	103	76.87%	134
Vote by Mail	243	32.84%	497	67.16%	740
Mail Ballot	0		0		0
Total	274	31.35%	600	68.65%	874
0032732					
Poll Place	10	24.39%	31	75.61%	41
Vote by Mail	54	22.88%	182	77.12%	236
Mail Ballot	0		0		0
Total	64	23.10%	213	76.90%	277
0032750					
Poll Place	132	61.97%	81	38.03%	213
Vote by Mail	365	45.91%	430	54.09%	795
Mail Ballot	0		0		0
Total	497	49.31%	511	50.69%	1,008
0032751					
Poll Place	42	44.21%	53	55.79%	95
Vote by Mail	185	47.31%	206	52.69%	391
Mail Ballot	0		0		0
Total	227	46.71%	259	53.29%	486

Precinct	Registered Voters
0032762	
Poll Place	763
Vote by Mail	763
Mail Ballot	763
Total	763
0033040	
Poll Place	1,618
Vote by Mail	1,618
Mail Ballot	1,618
Total	1,618
0033042	
Poll Place	1,130
Vote by Mail	1,130
Mail Ballot	1,130
Total	1,130
0033150	
Poll Place	467
Vote by Mail	467
Mail Ballot	467
Total	467
0033161	
Poll Place	370
Vote by Mail	370
Mail Ballot	370
Total	370
0033222	
Poll Place	1,064
Vote by Mail	1,064
Mail Ballot	1,064
Total	1,064

Precinct	Yes		No		Total Votes
0032762					
Poll Place	40	60.61%	26	39.39%	66
Vote by Mail	203	48.45%	216	51.55%	419
Mail Ballot	0		0		0
Total	243	50.10%	242	49.90%	485
0033040					
Poll Place	26	13.27%	170	86.73%	196
Vote by Mail	183	17.40%	869	82.60%	1,052
Mail Ballot	0		0		0
Total	209	16.75%	1,039	83.25%	1,248
0033042					
Poll Place	23	21.30%	85	78.70%	108
Vote by Mail	122	16.71%	608	83.29%	730
Mail Ballot	0		0		0
Total	145	17.30%	693	82.70%	838
0033150					
Poll Place	25	44.64%	31	55.36%	56
Vote by Mail	142	42.64%	191	57.36%	333
Mail Ballot	0		0		0
Total	167	42.93%	222	57.07%	389
0033161					
Poll Place	8	25.81%	23	74.19%	31
Vote by Mail	90	38.30%	145	61.70%	235
Mail Ballot	0		0		0
Total	98	36.84%	168	63.16%	266
0033222					
Poll Place	54	63.53%	31	36.47%	85
Vote by Mail	234	52.82%	209	47.18%	443
Mail Ballot	0		0		0
Total	288	54.55%	240	45.45%	528

Precinct	Registered Voters
0033492	
Poll Place	956
Vote by Mail	956
Mail Ballot	956
Total	956
0035601	
Poll Place	861
Vote by Mail	861
Mail Ballot	861
Total	861
0035602	
Poll Place	614
Vote by Mail	614
Mail Ballot	614
Total	614
0035603	
Poll Place	881
Vote by Mail	881
Mail Ballot	881
Total	881
0035604	
Poll Place	1,187
Vote by Mail	1,187
Mail Ballot	1,187
Total	1,187
0035624	
Poll Place	458
Vote by Mail	458
Mail Ballot	458
Total	458

Precinct	Yes		No		Total Votes
0033492					
Poll Place	65	51.18%	62	48.82%	127
Vote by Mail	208	49.76%	210	50.24%	418
Mail Ballot	0		0		0
Total	273	50.09%	272	49.91%	545
0035601					
Poll Place	15	15.15%	84	84.85%	99
Vote by Mail	188	30.92%	420	69.08%	608
Mail Ballot	0		0		0
Total	203	28.71%	504	71.29%	707
0035602					
Poll Place	32	40.51%	47	59.49%	79
Vote by Mail	169	40.92%	244	59.08%	413
Mail Ballot	0		0		0
Total	201	40.85%	291	59.15%	492
0035603					
Poll Place	27	23.48%	88	76.52%	115
Vote by Mail	167	27.79%	434	72.21%	601
Mail Ballot	0		0		0
Total	194	27.09%	522	72.91%	716
0035604					
Poll Place	16	14.95%	91	85.05%	107
Vote by Mail	231	26.83%	630	73.17%	861
Mail Ballot	0		0		0
Total	247	25.52%	721	74.48%	968
0035624					
Poll Place	5	13.51%	32	86.49%	37
Vote by Mail	78	25.00%	234	75.00%	312
Mail Ballot	0		0		0
Total	83	23.78%	266	76.22%	349

Precinct	Registered Voters
0035628	
Poll Place	1,817
Vote by Mail	1,817
Mail Ballot	1,817
Total	1,817
0035629	
Poll Place	1,147
Vote by Mail	1,147
Mail Ballot	1,147
Total	1,147
0035631	
Poll Place	1,022
Vote by Mail	1,022
Mail Ballot	1,022
Total	1,022
0035632	
Poll Place	765
Vote by Mail	765
Mail Ballot	765
Total	765
0035633	
Poll Place	858
Vote by Mail	858
Mail Ballot	858
Total	858
0035635	
Poll Place	1,061
Vote by Mail	1,061
Mail Ballot	1,061
Total	1,061

Precinct	Yes		No		Total Votes
0035628					
Poll Place	50	23.58%	162	76.42%	212
Vote by Mail	403	32.79%	826	67.21%	1,229
Mail Ballot	0		0		0
Total	453	31.44%	988	68.56%	1,441
0035629					
Poll Place	37	28.24%	94	71.76%	131
Vote by Mail	264	34.74%	496	65.26%	760
Mail Ballot	0		0		0
Total	301	33.78%	590	66.22%	891
0035631					
Poll Place	24	20.87%	91	79.13%	115
Vote by Mail	228	33.48%	453	66.52%	681
Mail Ballot	0		0		0
Total	252	31.66%	544	68.34%	796
0035632					
Poll Place	20	15.38%	110	84.62%	130
Vote by Mail	102	19.77%	414	80.23%	516
Mail Ballot	0		0		0
Total	122	18.89%	524	81.11%	646
0035633					
Poll Place	25	16.67%	125	83.33%	150
Vote by Mail	148	25.96%	422	74.04%	570
Mail Ballot	0		0		0
Total	173	24.03%	547	75.97%	720
0035635					
Poll Place	52	26.00%	148	74.00%	200
Vote by Mail	224	35.73%	403	64.27%	627
Mail Ballot	0		0		0
Total	276	33.37%	551	66.63%	827

Precinct	Registered Voters
0035640	
Poll Place	1,126
Vote by Mail	1,126
Mail Ballot	1,126
Total	1,126
0035658	
Poll Place	1,053
Vote by Mail	1,053
Mail Ballot	1,053
Total	1,053
0035661	
Poll Place	710
Vote by Mail	710
Mail Ballot	710
Total	710
0035675	
Poll Place	1,211
Vote by Mail	1,211
Mail Ballot	1,211
Total	1,211
0035677	
Poll Place	822
Vote by Mail	822
Mail Ballot	822
Total	822
0040401	
Poll Place	541
Vote by Mail	541
Mail Ballot	541
Total	541

Precinct	Yes		No		Total Votes
0035640					
Poll Place	26	17.57%	122	82.43%	148
Vote by Mail	219	27.83%	568	72.17%	787
Mail Ballot	0		0		0
Total	245	26.20%	690	73.80%	935
0035658					
Poll Place	36	21.18%	134	78.82%	170
Vote by Mail	179	25.35%	527	74.65%	706
Mail Ballot	0		0		0
Total	215	24.54%	661	75.46%	876
0035661					
Poll Place	24	22.22%	84	77.78%	108
Vote by Mail	147	31.61%	318	68.39%	465
Mail Ballot	0		0		0
Total	171	29.84%	402	70.16%	573
0035675					
Poll Place	22	17.60%	103	82.40%	125
Vote by Mail	298	33.37%	595	66.63%	893
Mail Ballot	0		0		0
Total	320	31.43%	698	68.57%	1,018
0035677					
Poll Place	35	48.61%	37	51.39%	72
Vote by Mail	230	53.61%	199	46.39%	429
Mail Ballot	0		0		0
Total	265	52.89%	236	47.11%	501
0040401					
Poll Place	18	47.37%	20	52.63%	38
Vote by Mail	110	27.09%	296	72.91%	406
Mail Ballot	0		0		0
Total	128	28.83%	316	71.17%	444

Precinct	Registered Voters
0040405	
Poll Place	1,425
Vote by Mail	1,425
Mail Ballot	1,425
Total	1,425
0040406	
Poll Place	1,059
Vote by Mail	1,059
Mail Ballot	1,059
Total	1,059
0040407	
Poll Place	762
Vote by Mail	762
Mail Ballot	762
Total	762
0040409	
Poll Place	1,153
Vote by Mail	1,153
Mail Ballot	1,153
Total	1,153
0040411	
Poll Place	1,428
Vote by Mail	1,428
Mail Ballot	1,428
Total	1,428
0040414	
Poll Place	1,613
Vote by Mail	1,613
Mail Ballot	1,613
Total	1,613

Precinct	Yes		No		Total Votes
0040405					
Poll Place	21	13.21%	138	86.79%	159
Vote by Mail	254	23.69%	818	76.31%	1,072
Mail Ballot	0		0		0
Total	275	22.34%	956	77.66%	1,231
0040406					
Poll Place	29	28.71%	72	71.29%	101
Vote by Mail	228	31.02%	507	68.98%	735
Mail Ballot	0		0		0
Total	257	30.74%	579	69.26%	836
0040407					
Poll Place	27	38.03%	44	61.97%	71
Vote by Mail	164	33.54%	325	66.46%	489
Mail Ballot	0		0		0
Total	191	34.11%	369	65.89%	560
0040409					
Poll Place	34	26.36%	95	73.64%	129
Vote by Mail	263	35.64%	475	64.36%	738
Mail Ballot	0		0		0
Total	297	34.26%	570	65.74%	867
0040411					
Poll Place	33	27.97%	85	72.03%	118
Vote by Mail	376	46.08%	440	53.92%	816
Mail Ballot	0		0		0
Total	409	43.79%	525	56.21%	934
0040414					
Poll Place	47	35.61%	85	64.39%	132
Vote by Mail	382	43.56%	495	56.44%	877
Mail Ballot	0		0		0
Total	429	42.52%	580	57.48%	1,009

Precinct	Registered Voters
0040415	
Poll Place	1,659
Vote by Mail	1,659
Mail Ballot	1,659
Total	1,659
0040419	
Poll Place	1,293
Vote by Mail	1,293
Mail Ballot	1,293
Total	1,293
0040421	
Poll Place	995
Vote by Mail	995
Mail Ballot	995
Total	995
0040424	
Poll Place	1,153
Vote by Mail	1,153
Mail Ballot	1,153
Total	1,153
0040428	
Poll Place	955
Vote by Mail	955
Mail Ballot	955
Total	955
0040429	
Poll Place	1,391
Vote by Mail	1,391
Mail Ballot	1,391
Total	1,391

Precinct	Yes		No		Total Votes
0040415					
Poll Place	33	24.09%	104	75.91%	137
Vote by Mail	278	22.29%	969	77.71%	1,247
Mail Ballot	0		0		0
Total	311	22.47%	1,073	77.53%	1,384
0040419					
Poll Place	14	11.76%	105	88.24%	119
Vote by Mail	266	28.82%	657	71.18%	923
Mail Ballot	0		0		0
Total	280	26.87%	762	73.13%	1,042
0040421					
Poll Place	30	32.97%	61	67.03%	91
Vote by Mail	268	37.33%	450	62.67%	718
Mail Ballot	0		0		0
Total	298	36.84%	511	63.16%	809
0040424					
Poll Place	53	46.90%	60	53.10%	113
Vote by Mail	300	47.69%	329	52.31%	629
Mail Ballot	0		0		0
Total	353	47.57%	389	52.43%	742
0040428					
Poll Place	30	38.46%	48	61.54%	78
Vote by Mail	220	42.47%	298	57.53%	518
Mail Ballot	0		0		0
Total	250	41.95%	346	58.05%	596
0040429					
Poll Place	22	12.15%	159	87.85%	181
Vote by Mail	264	27.44%	698	72.56%	962
Mail Ballot	0		0		0
Total	286	25.02%	857	74.98%	1,143

Precinct	Registered Voters
0040430	
Poll Place	1,652
Vote by Mail	1,652
Mail Ballot	1,652
Total	1,652
0040432	
Poll Place	738
Vote by Mail	738
Mail Ballot	738
Total	738
0040433	
Poll Place	1,085
Vote by Mail	1,085
Mail Ballot	1,085
Total	1,085
0040435	
Poll Place	1,334
Vote by Mail	1,334
Mail Ballot	1,334
Total	1,334
0040436	
Poll Place	840
Vote by Mail	840
Mail Ballot	840
Total	840
0040440	
Poll Place	991
Vote by Mail	991
Mail Ballot	991
Total	991

Precinct	Yes		No		Total Votes
0040430					
Poll Place	26	19.70%	106	80.30%	132
Vote by Mail	314	28.44%	790	71.56%	1,104
Mail Ballot	0		0		0
Total	340	27.51%	896	72.49%	1,236
0040432					
Poll Place	16	14.55%	94	85.45%	110
Vote by Mail	134	25.28%	396	74.72%	530
Mail Ballot	0		0		0
Total	150	23.44%	490	76.56%	640
0040433					
Poll Place	27	18.62%	118	81.38%	145
Vote by Mail	218	30.53%	496	69.47%	714
Mail Ballot	0		0		0
Total	245	28.52%	614	71.48%	859
0040435					
Poll Place	29	25.89%	83	74.11%	112
Vote by Mail	274	26.89%	745	73.11%	1,019
Mail Ballot	0		0		0
Total	303	26.79%	828	73.21%	1,131
0040436					
Poll Place	17	13.18%	112	86.82%	129
Vote by Mail	112	20.74%	428	79.26%	540
Mail Ballot	0		0		0
Total	129	19.28%	540	80.72%	669
0040440					
Poll Place	23	21.70%	83	78.30%	106
Vote by Mail	232	33.97%	451	66.03%	683
Mail Ballot	0		0		0
Total	255	32.32%	534	67.68%	789

Precinct	Registered Voters
0040441	
Poll Place	1,404
Vote by Mail	1,404
Mail Ballot	1,404
Total	1,404
0040442	
Poll Place	901
Vote by Mail	901
Mail Ballot	901
Total	901
0040443	
Poll Place	703
Vote by Mail	703
Mail Ballot	703
Total	703
0040444	
Poll Place	702
Vote by Mail	702
Mail Ballot	702
Total	702
0040447	
Poll Place	1,022
Vote by Mail	1,022
Mail Ballot	1,022
Total	1,022
0040454	
Poll Place	992
Vote by Mail	992
Mail Ballot	992
Total	992

Precinct	Yes		No		Total Votes
0040441					
Poll Place	16	25.00%	48	75.00%	64
Vote by Mail	233	19.10%	987	80.90%	1,220
Mail Ballot	0		0		0
Total	249	19.39%	1,035	80.61%	1,284
0040442					
Poll Place	23	32.39%	48	67.61%	71
Vote by Mail	236	36.31%	414	63.69%	650
Mail Ballot	0		0		0
Total	259	35.92%	462	64.08%	721
0040443					
Poll Place	18	28.13%	46	71.88%	64
Vote by Mail	164	34.67%	309	65.33%	473
Mail Ballot	0		0		0
Total	182	33.89%	355	66.11%	537
0040444					
Poll Place	23	43.40%	30	56.60%	53
Vote by Mail	186	43.66%	240	56.34%	426
Mail Ballot	0		0		0
Total	209	43.63%	270	56.37%	479
0040447					
Poll Place	20	33.90%	39	66.10%	59
Vote by Mail	230	32.03%	488	67.97%	718
Mail Ballot	0		0		0
Total	250	32.18%	527	67.82%	777
0040454					
Poll Place	24	26.67%	66	73.33%	90
Vote by Mail	283	42.30%	386	57.70%	669
Mail Ballot	0		0		0
Total	307	40.45%	452	59.55%	759

Precinct	Registered Voters
0040455	
Poll Place	2,039
Vote by Mail	2,039
Mail Ballot	2,039
Total	2,039
0040460	
Poll Place	960
Vote by Mail	960
Mail Ballot	960
Total	960
0040461	
Poll Place	1,495
Vote by Mail	1,495
Mail Ballot	1,495
Total	1,495
0040462	
Poll Place	1,455
Vote by Mail	1,455
Mail Ballot	1,455
Total	1,455
0040463	
Poll Place	971
Vote by Mail	971
Mail Ballot	971
Total	971
0040464	
Poll Place	1,231
Vote by Mail	1,231
Mail Ballot	1,231
Total	1,231

Precinct	Yes		No		Total Votes
0040455					
Poll Place	58	21.56%	211	78.44%	269
Vote by Mail	441	30.52%	1,004	69.48%	1,445
Mail Ballot	0		0		0
Total	499	29.11%	1,215	70.89%	1,714
0040460					
Poll Place	29	29.29%	70	70.71%	99
Vote by Mail	203	30.07%	472	69.93%	675
Mail Ballot	0		0		0
Total	232	29.97%	542	70.03%	774
0040461					
Poll Place	20	13.25%	131	86.75%	151
Vote by Mail	297	26.33%	831	73.67%	1,128
Mail Ballot	0		0		0
Total	317	24.78%	962	75.22%	1,279
0040462					
Poll Place	26	26.26%	73	73.74%	99
Vote by Mail	361	32.26%	758	67.74%	1,119
Mail Ballot	0		0		0
Total	387	31.77%	831	68.23%	1,218
0040463					
Poll Place	41	30.15%	95	69.85%	136
Vote by Mail	260	40.00%	390	60.00%	650
Mail Ballot	0		0		0
Total	301	38.30%	485	61.70%	786
0040464					
Poll Place	63	41.45%	89	58.55%	152
Vote by Mail	370	46.42%	427	53.58%	797
Mail Ballot	0		0		0
Total	433	45.63%	516	54.37%	949

Precinct	Registered Voters
0040466	
Poll Place	1,332
Vote by Mail	1,332
Mail Ballot	1,332
Total	1,332
0040469	
Poll Place	929
Vote by Mail	929
Mail Ballot	929
Total	929
0040470	
Poll Place	1,081
Vote by Mail	1,081
Mail Ballot	1,081
Total	1,081
0040471	
Poll Place	1,591
Vote by Mail	1,591
Mail Ballot	1,591
Total	1,591
0040475	
Poll Place	1,090
Vote by Mail	1,090
Mail Ballot	1,090
Total	1,090
0040480	
Poll Place	1,194
Vote by Mail	1,194
Mail Ballot	1,194
Total	1,194

Precinct	Yes		No		Total Votes
0040466					
Poll Place	27	16.98%	132	83.02%	159
Vote by Mail	271	29.33%	653	70.67%	924
Mail Ballot	0		0		0
Total	298	27.52%	785	72.48%	1,083
0040469					
Poll Place	50	32.26%	105	67.74%	155
Vote by Mail	213	41.20%	304	58.80%	517
Mail Ballot	0		0		0
Total	263	39.14%	409	60.86%	672
0040470					
Poll Place	39	33.91%	76	66.09%	115
Vote by Mail	258	37.89%	423	62.11%	681
Mail Ballot	0		0		0
Total	297	37.31%	499	62.69%	796
0040471					
Poll Place	49	28.82%	121	71.18%	170
Vote by Mail	451	45.79%	534	54.21%	985
Mail Ballot	0		0		0
Total	500	43.29%	655	56.71%	1,155
0040475					
Poll Place	33	32.04%	70	67.96%	103
Vote by Mail	283	38.61%	450	61.39%	733
Mail Ballot	0		0		0
Total	316	37.80%	520	62.20%	836
0040480					
Poll Place	21	21.21%	78	78.79%	99
Vote by Mail	276	31.36%	604	68.64%	880
Mail Ballot	0		0		0
Total	297	30.34%	682	69.66%	979

Precinct	Registered Voters
0040494	
Poll Place	979
Vote by Mail	979
Mail Ballot	979
Total	979
0040495	
Poll Place	1,789
Vote by Mail	1,789
Mail Ballot	1,789
Total	1,789
0040496	
Poll Place	1,396
Vote by Mail	1,396
Mail Ballot	1,396
Total	1,396
0040497	
Poll Place	885
Vote by Mail	885
Mail Ballot	885
Total	885
0041240	
Poll Place	368
Vote by Mail	368
Mail Ballot	368
Total	368
0041780	
Poll Place	1,346
Vote by Mail	1,346
Mail Ballot	1,346
Total	1,346

Precinct	Yes		No		Total Votes
0040494					
Poll Place	13	21.67%	47	78.33%	60
Vote by Mail	248	33.47%	493	66.53%	741
Mail Ballot	0		0		0
Total	261	32.58%	540	67.42%	801
0040495					
Poll Place	31	30.10%	72	69.90%	103
Vote by Mail	512	37.59%	850	62.41%	1,362
Mail Ballot	0		0		0
Total	543	37.06%	922	62.94%	1,465
0040496					
Poll Place	44	25.14%	131	74.86%	175
Vote by Mail	292	28.10%	747	71.90%	1,039
Mail Ballot	0		0		0
Total	336	27.68%	878	72.32%	1,214
0040497					
Poll Place	33	31.13%	73	68.87%	106
Vote by Mail	220	38.13%	357	61.87%	577
Mail Ballot	0		0		0
Total	253	37.04%	430	62.96%	683
0041240					
Poll Place	32	37.65%	53	62.35%	85
Vote by Mail	66	37.29%	111	62.71%	177
Mail Ballot	0		0		0
Total	98	37.40%	164	62.60%	262
0041780					
Poll Place	58	22.14%	204	77.86%	262
Vote by Mail	200	28.53%	501	71.47%	701
Mail Ballot	0		0		0
Total	258	26.79%	705	73.21%	963

Precinct	Registered Voters
0041820	
Poll Place	1,420
Vote by Mail	1,420
Mail Ballot	1,420
Total	1,420
0041910	
Poll Place	628
Vote by Mail	628
Mail Ballot	628
Total	628
0041913	
Poll Place	1,937
Vote by Mail	1,937
Mail Ballot	1,937
Total	1,937
0041915	
Poll Place	1,594
Vote by Mail	1,594
Mail Ballot	1,594
Total	1,594
0042218	
Poll Place	847
Vote by Mail	847
Mail Ballot	847
Total	847
0042261	
Poll Place	372
Vote by Mail	372
Mail Ballot	372
Total	372

Precinct	Yes		No		Total Votes
0041820					
Poll Place	43	18.53%	189	81.47%	232
Vote by Mail	276	31.05%	613	68.95%	889
Mail Ballot	0		0		0
Total	319	28.46%	802	71.54%	1,121
0041910					
Poll Place	15	21.74%	54	78.26%	69
Vote by Mail	53	11.99%	389	88.01%	442
Mail Ballot	0		0		0
Total	68	13.31%	443	86.69%	511
0041913					
Poll Place	27	13.78%	169	86.22%	196
Vote by Mail	346	23.25%	1,142	76.75%	1,488
Mail Ballot	0		0		0
Total	373	22.15%	1,311	77.85%	1,684
0041915					
Poll Place	12	7.45%	149	92.55%	161
Vote by Mail	170	14.33%	1,016	85.67%	1,186
Mail Ballot	0		0		0
Total	182	13.51%	1,165	86.49%	1,347
0042218					
Poll Place	19	12.10%	138	87.90%	157
Vote by Mail	124	27.43%	328	72.57%	452
Mail Ballot	0		0		0
Total	143	23.48%	466	76.52%	609
0042261					
Poll Place	40	70.18%	17	29.82%	57
Vote by Mail	108	53.47%	94	46.53%	202
Mail Ballot	0		0		0
Total	148	57.14%	111	42.86%	259

Precinct	Registered Voters
0042390	
Poll Place	485
Vote by Mail	485
Mail Ballot	485
Total	485
0042630	
Poll Place	647
Vote by Mail	647
Mail Ballot	647
Total	647
0042842	
Poll Place	1,330
Vote by Mail	1,330
Mail Ballot	1,330
Total	1,330
0042845	
Poll Place	1,159
Vote by Mail	1,159
Mail Ballot	1,159
Total	1,159
0043043	
Poll Place	1,329
Vote by Mail	1,329
Mail Ballot	1,329
Total	1,329
0043048	
Poll Place	1,084
Vote by Mail	1,084
Mail Ballot	1,084
Total	1,084

Precinct	Yes		No		Total Votes
0042390					
Poll Place	26	28.57%	65	71.43%	91
Vote by Mail	71	24.83%	215	75.17%	286
Mail Ballot	0		0		0
Total	97	25.73%	280	74.27%	377
0042630					
Poll Place	20	18.35%	89	81.65%	109
Vote by Mail	79	20.41%	308	79.59%	387
Mail Ballot	0		0		0
Total	99	19.96%	397	80.04%	496
0042842					
Poll Place	35	18.82%	151	81.18%	186
Vote by Mail	375	39.35%	578	60.65%	953
Mail Ballot	0		0		0
Total	410	36.00%	729	64.00%	1,139
0042845					
Poll Place	26	10.83%	214	89.17%	240
Vote by Mail	210	28.89%	517	71.11%	727
Mail Ballot	0		0		0
Total	236	24.41%	731	75.59%	967
0043043					
Poll Place	15	10.64%	126	89.36%	141
Vote by Mail	167	16.28%	859	83.72%	1,026
Mail Ballot	0		0		0
Total	182	15.60%	985	84.40%	1,167
0043048					
Poll Place	15	10.95%	122	89.05%	137
Vote by Mail	138	19.27%	578	80.73%	716
Mail Ballot	0		0		0
Total	153	17.94%	700	82.06%	853

Precinct	Registered Voters
0043050	
Poll Place	1,195
Vote by Mail	1,195
Mail Ballot	1,195
Total	1,195
0043051	
Poll Place	620
Vote by Mail	620
Mail Ballot	620
Total	620
0043052	
Poll Place	903
Vote by Mail	903
Mail Ballot	903
Total	903
0043053	
Poll Place	1,228
Vote by Mail	1,228
Mail Ballot	1,228
Total	1,228
0043055	
Poll Place	1,018
Vote by Mail	1,018
Mail Ballot	1,018
Total	1,018
0043059	
Poll Place	1,336
Vote by Mail	1,336
Mail Ballot	1,336
Total	1,336

Precinct	Yes		No		Total Votes
0043050					
Poll Place	27	17.65%	126	82.35%	153
Vote by Mail	147	17.50%	693	82.50%	840
Mail Ballot	0		0		0
Total	174	17.52%	819	82.48%	993
0043051					
Poll Place	4	10.00%	36	90.00%	40
Vote by Mail	71	14.03%	435	85.97%	506
Mail Ballot	0		0		0
Total	75	13.74%	471	86.26%	546
0043052					
Poll Place	11	10.48%	94	89.52%	105
Vote by Mail	107	16.07%	559	83.93%	666
Mail Ballot	0		0		0
Total	118	15.30%	653	84.70%	771
0043053					
Poll Place	19	12.10%	138	87.90%	157
Vote by Mail	180	20.48%	699	79.52%	879
Mail Ballot	0		0		0
Total	199	19.21%	837	80.79%	1,036
0043055					
Poll Place	5	6.67%	70	93.33%	75
Vote by Mail	110	13.68%	694	86.32%	804
Mail Ballot	0		0		0
Total	115	13.08%	764	86.92%	879
0043059					
Poll Place	19	13.87%	118	86.13%	137
Vote by Mail	162	15.84%	861	84.16%	1,023
Mail Ballot	0		0		0
Total	181	15.60%	979	84.40%	1,160

Precinct	Registered Voters
0043170	
Poll Place	1,402
Vote by Mail	1,402
Mail Ballot	1,402
Total	1,402
0043290	
Poll Place	488
Vote by Mail	488
Mail Ballot	488
Total	488
0043310	
Poll Place	724
Vote by Mail	724
Mail Ballot	724
Total	724
0043320	
Poll Place	1,647
Vote by Mail	1,647
Mail Ballot	1,647
Total	1,647
0043340	
Poll Place	1,002
Vote by Mail	1,002
Mail Ballot	1,002
Total	1,002
0043510	
Poll Place	877
Vote by Mail	877
Mail Ballot	877
Total	877

Precinct	Yes		No		Total Votes
0043170					
Poll Place	29	22.83%	98	77.17%	127
Vote by Mail	180	24.42%	557	75.58%	737
Mail Ballot	0		0		0
Total	209	24.19%	655	75.81%	864
0043290					
Poll Place	1	1.61%	61	98.39%	62
Vote by Mail	48	12.94%	323	87.06%	371
Mail Ballot	0		0		0
Total	49	11.32%	384	88.68%	433
0043310					
Poll Place	35	35.35%	64	64.65%	99
Vote by Mail	100	29.94%	234	70.06%	334
Mail Ballot	0		0		0
Total	135	31.18%	298	68.82%	433
0043320					
Poll Place	29	14.50%	171	85.50%	200
Vote by Mail	169	15.24%	940	84.76%	1,109
Mail Ballot	0		0		0
Total	198	15.13%	1,111	84.87%	1,309
0043340					
Poll Place	23	12.71%	158	87.29%	181
Vote by Mail	108	19.82%	437	80.18%	545
Mail Ballot	0		0		0
Total	131	18.04%	595	81.96%	726
0043510					
Poll Place	51	37.23%	86	62.77%	137
Vote by Mail	158	33.33%	316	66.67%	474
Mail Ballot	0		0		0
Total	209	34.21%	402	65.79%	611

Precinct	Registered Voters
0043520	
Poll Place	808
Vote by Mail	808
Mail Ballot	808
Total	808
0043540	
Poll Place	994
Vote by Mail	994
Mail Ballot	994
Total	994
0043567	
Poll Place	1,459
Vote by Mail	1,459
Mail Ballot	1,459
Total	1,459
0043568	
Poll Place	1,533
Vote by Mail	1,533
Mail Ballot	1,533
Total	1,533
0043570	
Poll Place	810
Vote by Mail	810
Mail Ballot	810
Total	810
0043572	
Poll Place	887
Vote by Mail	887
Mail Ballot	887
Total	887

Precinct	Yes		No		Total Votes
0043520					
Poll Place	30	39.47%	46	60.53%	76
Vote by Mail	166	43.68%	214	56.32%	380
Mail Ballot	0		0		0
Total	196	42.98%	260	57.02%	456
0043540					
Poll Place	33	50.77%	32	49.23%	65
Vote by Mail	222	33.08%	449	66.92%	671
Mail Ballot	0		0		0
Total	255	34.65%	481	65.35%	736
0043567					
Poll Place	62	48.44%	66	51.56%	128
Vote by Mail	375	47.17%	420	52.83%	795
Mail Ballot	0		0		0
Total	437	47.35%	486	52.65%	923
0043568					
Poll Place	59	49.17%	61	50.83%	120
Vote by Mail	408	51.26%	388	48.74%	796
Mail Ballot	0		0		0
Total	467	50.98%	449	49.02%	916
0043570					
Poll Place	37	48.05%	40	51.95%	77
Vote by Mail	162	35.53%	294	64.47%	456
Mail Ballot	0		0		0
Total	199	37.34%	334	62.66%	533
0043572					
Poll Place	36	40.91%	52	59.09%	88
Vote by Mail	193	43.86%	247	56.14%	440
Mail Ballot	0		0		0
Total	229	43.37%	299	56.63%	528

Precinct	Registered Voters
0044103	
Poll Place	1,095
Vote by Mail	1,095
Mail Ballot	1,095
Total	1,095
0044104	
Poll Place	1,669
Vote by Mail	1,669
Mail Ballot	1,669
Total	1,669
0044105	
Poll Place	1,097
Vote by Mail	1,097
Mail Ballot	1,097
Total	1,097
0044106	
Poll Place	1,303
Vote by Mail	1,303
Mail Ballot	1,303
Total	1,303
0044107	
Poll Place	1,405
Vote by Mail	1,405
Mail Ballot	1,405
Total	1,405
0044112	
Poll Place	1,010
Vote by Mail	1,010
Mail Ballot	1,010
Total	1,010

Precinct	Yes		No		Total Votes
0044103					
Poll Place	9	9.09%	90	90.91%	99
Vote by Mail	171	19.79%	693	80.21%	864
Mail Ballot	0		0		0
Total	180	18.69%	783	81.31%	963
0044104					
Poll Place	29	29.00%	71	71.00%	100
Vote by Mail	521	45.07%	635	54.93%	1,156
Mail Ballot	0		0		0
Total	550	43.79%	706	56.21%	1,256
0044105					
Poll Place	21	23.08%	70	76.92%	91
Vote by Mail	320	45.52%	383	54.48%	703
Mail Ballot	0		0		0
Total	341	42.95%	453	57.05%	794
0044106					
Poll Place	25	26.88%	68	73.12%	93
Vote by Mail	384	43.49%	499	56.51%	883
Mail Ballot	0		0		0
Total	409	41.91%	567	58.09%	976
0044107					
Poll Place	12	18.46%	53	81.54%	65
Vote by Mail	368	32.65%	759	67.35%	1,127
Mail Ballot	0		0		0
Total	380	31.88%	812	68.12%	1,192
0044112					
Poll Place	12	12.50%	84	87.50%	96
Vote by Mail	144	19.23%	605	80.77%	749
Mail Ballot	0		0		0
Total	156	18.46%	689	81.54%	845

Precinct	Registered Voters
0044113	
Poll Place	803
Vote by Mail	803
Mail Ballot	803
Total	803
0050020	
Poll Place	1,131
Vote by Mail	1,131
Mail Ballot	1,131
Total	1,131
0050180	
Poll Place	1,094
Vote by Mail	1,094
Mail Ballot	1,094
Total	1,094
0050190	
Poll Place	1,444
Vote by Mail	1,444
Mail Ballot	1,444
Total	1,444
0050200	
Poll Place	1,155
Vote by Mail	1,155
Mail Ballot	1,155
Total	1,155
0050211	
Poll Place	1,674
Vote by Mail	1,674
Mail Ballot	1,674
Total	1,674

Precinct	Yes		No		Total Votes
0044113					
Poll Place	22	25.00%	66	75.00%	88
Vote by Mail	177	32.48%	368	67.52%	545
Mail Ballot	0		0		0
Total	199	31.44%	434	68.56%	633
0050020					
Poll Place	64	53.33%	56	46.67%	120
Vote by Mail	219	47.51%	242	52.49%	461
Mail Ballot	0		0		0
Total	283	48.71%	298	51.29%	581
0050180					
Poll Place	52	58.43%	37	41.57%	89
Vote by Mail	314	54.70%	260	45.30%	574
Mail Ballot	0		0		0
Total	366	55.20%	297	44.80%	663
0050190					
Poll Place	72	54.96%	59	45.04%	131
Vote by Mail	391	58.27%	280	41.73%	671
Mail Ballot	0		0		0
Total	463	57.73%	339	42.27%	802
0050200					
Poll Place	66	66.67%	33	33.33%	99
Vote by Mail	334	63.50%	192	36.50%	526
Mail Ballot	0		0		0
Total	400	64.00%	225	36.00%	625
0050211					
Poll Place	100	62.50%	60	37.50%	160
Vote by Mail	533	59.62%	361	40.38%	894
Mail Ballot	0		0		0
Total	633	60.06%	421	39.94%	1,054

Precinct	Registered Voters
0050501	
Poll Place	487
Vote by Mail	487
Mail Ballot	487
Total	487
0050503	
Poll Place	614
Vote by Mail	614
Mail Ballot	614
Total	614
0050505	
Poll Place	691
Vote by Mail	691
Mail Ballot	691
Total	691
0050506	
Poll Place	952
Vote by Mail	952
Mail Ballot	952
Total	952
0050507	
Poll Place	1,131
Vote by Mail	1,131
Mail Ballot	1,131
Total	1,131
0050509	
Poll Place	1,560
Vote by Mail	1,560
Mail Ballot	1,560
Total	1,560

Precinct	Yes		No		Total Votes
0050501					
Poll Place	23	76.67%	7	23.33%	30
Vote by Mail	95	58.64%	67	41.36%	162
Mail Ballot	0		0		0
Total	118	61.46%	74	38.54%	192
0050503					
Poll Place	7	26.92%	19	73.08%	26
Vote by Mail	160	59.70%	108	40.30%	268
Mail Ballot	0		0		0
Total	167	56.80%	127	43.20%	294
0050505					
Poll Place	22	46.81%	25	53.19%	47
Vote by Mail	163	47.52%	180	52.48%	343
Mail Ballot	0		0		0
Total	185	47.44%	205	52.56%	390
0050506					
Poll Place	25	58.14%	18	41.86%	43
Vote by Mail	182	58.52%	129	41.48%	311
Mail Ballot	0		0		0
Total	207	58.47%	147	41.53%	354
0050507					
Poll Place	24	60.00%	16	40.00%	40
Vote by Mail	203	48.33%	217	51.67%	420
Mail Ballot	0		0		0
Total	227	49.35%	233	50.65%	460
0050509					
Poll Place	81	58.70%	57	41.30%	138
Vote by Mail	307	52.66%	276	47.34%	583
Mail Ballot	0		0		0
Total	388	53.81%	333	46.19%	721

Precinct	Registered Voters
0050511	
Poll Place	1,636
Vote by Mail	1,636
Mail Ballot	1,636
Total	1,636
0050514	
Poll Place	1,259
Vote by Mail	1,259
Mail Ballot	1,259
Total	1,259
0050517	
Poll Place	1,091
Vote by Mail	1,091
Mail Ballot	1,091
Total	1,091
0050518	
Poll Place	384
Vote by Mail	384
Mail Ballot	384
Total	384
0050519	
Poll Place	1,525
Vote by Mail	1,525
Mail Ballot	1,525
Total	1,525
0050523	
Poll Place	682
Vote by Mail	682
Mail Ballot	682
Total	682

Precinct	Yes		No		Total Votes
0050511					
Poll Place	44	68.75%	20	31.25%	64
Vote by Mail	295	53.93%	252	46.07%	547
Mail Ballot	0		0		0
Total	339	55.48%	272	44.52%	611
0050514					
Poll Place	49	53.26%	43	46.74%	92
Vote by Mail	336	57.24%	251	42.76%	587
Mail Ballot	0		0		0
Total	385	56.70%	294	43.30%	679
0050517					
Poll Place	37	28.03%	95	71.97%	132
Vote by Mail	310	42.47%	420	57.53%	730
Mail Ballot	0		0		0
Total	347	40.26%	515	59.74%	862
0050518					
Poll Place	17	77.27%	5	22.73%	22
Vote by Mail	113	51.13%	108	48.87%	221
Mail Ballot	0		0		0
Total	130	53.50%	113	46.50%	243
0050519					
Poll Place	28	18.42%	124	81.58%	152
Vote by Mail	377	35.04%	699	64.96%	1,076
Mail Ballot	0		0		0
Total	405	32.98%	823	67.02%	1,228
0050523					
Poll Place	21	63.64%	12	36.36%	33
Vote by Mail	231	54.10%	196	45.90%	427
Mail Ballot	0		0		0
Total	252	54.78%	208	45.22%	460

Precinct	Registered Voters
0050524	
Poll Place	1,571
Vote by Mail	1,571
Mail Ballot	1,571
Total	1,571
0050532	
Poll Place	1,302
Vote by Mail	1,302
Mail Ballot	1,302
Total	1,302
0050536	
Poll Place	489
Vote by Mail	489
Mail Ballot	489
Total	489
0050538	
Poll Place	702
Vote by Mail	702
Mail Ballot	702
Total	702
0050541	
Poll Place	1,081
Vote by Mail	1,081
Mail Ballot	1,081
Total	1,081
0050543	
Poll Place	352
Vote by Mail	352
Mail Ballot	352
Total	352

Precinct	Yes		No		Total Votes
0050524					
Poll Place	74	76.29%	23	23.71%	97
Vote by Mail	369	51.46%	348	48.54%	717
Mail Ballot	0		0		0
Total	443	54.42%	371	45.58%	814
0050532					
Poll Place	23	46.94%	26	53.06%	49
Vote by Mail	262	49.62%	266	50.38%	528
Mail Ballot	0		0		0
Total	285	49.39%	292	50.61%	577
0050536					
Poll Place	26	68.42%	12	31.58%	38
Vote by Mail	168	59.15%	116	40.85%	284
Mail Ballot	0		0		0
Total	194	60.25%	128	39.75%	322
0050538					
Poll Place	42	55.26%	34	44.74%	76
Vote by Mail	235	61.20%	149	38.80%	384
Mail Ballot	0		0		0
Total	277	60.22%	183	39.78%	460
0050541					
Poll Place	22	59.46%	15	40.54%	37
Vote by Mail	284	54.62%	236	45.38%	520
Mail Ballot	0		0		0
Total	306	54.94%	251	45.06%	557
0050543					
Poll Place	11	52.38%	10	47.62%	21
Vote by Mail	91	51.12%	87	48.88%	178
Mail Ballot	0		0		0
Total	102	51.26%	97	48.74%	199

Precinct	Registered Voters
0050545	
Poll Place	1,364
Vote by Mail	1,364
Mail Ballot	1,364
Total	1,364
0050548	
Poll Place	1,202
Vote by Mail	1,202
Mail Ballot	1,202
Total	1,202
0050552	
Poll Place	911
Vote by Mail	911
Mail Ballot	911
Total	911
0050560	
Poll Place	900
Vote by Mail	900
Mail Ballot	900
Total	900
0050576	
Poll Place	1,621
Vote by Mail	1,621
Mail Ballot	1,621
Total	1,621
0050590	
Poll Place	521
Vote by Mail	521
Mail Ballot	521
Total	521

Precinct	Yes		No		Total Votes
0050545					
Poll Place	65	69.15%	29	30.85%	94
Vote by Mail	421	55.54%	337	44.46%	758
Mail Ballot	0		0		0
Total	486	57.04%	366	42.96%	852
0050548					
Poll Place	40	48.78%	42	51.22%	82
Vote by Mail	280	50.82%	271	49.18%	551
Mail Ballot	0		0		0
Total	320	50.55%	313	49.45%	633
0050552					
Poll Place	48	64.00%	27	36.00%	75
Vote by Mail	271	59.56%	184	40.44%	455
Mail Ballot	0		0		0
Total	319	60.19%	211	39.81%	530
0050560					
Poll Place	31	58.49%	22	41.51%	53
Vote by Mail	203	58.67%	143	41.33%	346
Mail Ballot	0		0		0
Total	234	58.65%	165	41.35%	399
0050576					
Poll Place	57	58.76%	40	41.24%	97
Vote by Mail	490	53.44%	427	46.56%	917
Mail Ballot	0		0		0
Total	547	53.94%	467	46.06%	1,014
0050590					
Poll Place	23	67.65%	11	32.35%	34
Vote by Mail	125	60.39%	82	39.61%	207
Mail Ballot	0		0		0
Total	148	61.41%	93	38.59%	241

Precinct	Registered Voters
0050731	
Poll Place	1,136
Vote by Mail	1,136
Mail Ballot	1,136
Total	1,136
0050741	
Poll Place	1,124
Vote by Mail	1,124
Mail Ballot	1,124
Total	1,124
0050742	
Poll Place	1,083
Vote by Mail	1,083
Mail Ballot	1,083
Total	1,083
0050750	
Poll Place	785
Vote by Mail	785
Mail Ballot	785
Total	785
0050751	
Poll Place	422
Vote by Mail	422
Mail Ballot	422
Total	422
0050752	
Poll Place	1,382
Vote by Mail	1,382
Mail Ballot	1,382
Total	1,382

Precinct	Yes		No		Total Votes
0050731					
Poll Place	36	56.25%	28	43.75%	64
Vote by Mail	302	55.31%	244	44.69%	546
Mail Ballot	0		0		0
Total	338	55.41%	272	44.59%	610
0050741					
Poll Place	26	45.61%	31	54.39%	57
Vote by Mail	286	47.99%	310	52.01%	596
Mail Ballot	0		0		0
Total	312	47.78%	341	52.22%	653
0050742					
Poll Place	54	57.45%	40	42.55%	94
Vote by Mail	286	55.11%	233	44.89%	519
Mail Ballot	0		0		0
Total	340	55.46%	273	44.54%	613
0050750					
Poll Place	40	50.63%	39	49.37%	79
Vote by Mail	214	50.35%	211	49.65%	425
Mail Ballot	0		0		0
Total	254	50.40%	250	49.60%	504
0050751					
Poll Place	16	37.21%	27	62.79%	43
Vote by Mail	102	48.34%	109	51.66%	211
Mail Ballot	0		0		0
Total	118	46.46%	136	53.54%	254
0050752					
Poll Place	62	31.79%	133	68.21%	195
Vote by Mail	321	41.10%	460	58.90%	781
Mail Ballot	0		0		0
Total	383	39.24%	593	60.76%	976

Precinct	Registered Voters
0050765	
Poll Place	1,244
Vote by Mail	1,244
Mail Ballot	1,244
Total	1,244
0051180	
Poll Place	982
Vote by Mail	982
Mail Ballot	982
Total	982
0051227	
Poll Place	662
Vote by Mail	662
Mail Ballot	662
Total	662
0051228	
Poll Place	687
Vote by Mail	687
Mail Ballot	687
Total	687
0051310	
Poll Place	476
Vote by Mail	476
Mail Ballot	476
Total	476
0051313	
Poll Place	277
Vote by Mail	277
Mail Ballot	277
Total	277

Precinct	Yes		No		Total Votes
0050765					
Poll Place	40	41.24%	57	58.76%	97
Vote by Mail	365	48.15%	393	51.85%	758
Mail Ballot	0		0		0
Total	405	47.37%	450	52.63%	855
0051180					
Poll Place	51	65.38%	27	34.62%	78
Vote by Mail	176	48.35%	188	51.65%	364
Mail Ballot	0		0		0
Total	227	51.36%	215	48.64%	442
0051227					
Poll Place	20	23.53%	65	76.47%	85
Vote by Mail	115	27.06%	310	72.94%	425
Mail Ballot	0		0		0
Total	135	26.47%	375	73.53%	510
0051228					
Poll Place	24	32.43%	50	67.57%	74
Vote by Mail	150	40.32%	222	59.68%	372
Mail Ballot	0		0		0
Total	174	39.01%	272	60.99%	446
0051310					
Poll Place	19	44.19%	24	55.81%	43
Vote by Mail	85	47.49%	94	52.51%	179
Mail Ballot	0		0		0
Total	104	46.85%	118	53.15%	222
0051313					
Poll Place	10	66.67%	5	33.33%	15
Vote by Mail	51	50.50%	50	49.50%	101
Mail Ballot	0		0		0
Total	61	52.59%	55	47.41%	116

Precinct	Registered Voters
0051331	
Poll Place	1,171
Vote by Mail	1,171
Mail Ballot	1,171
Total	1,171
0051332	
Poll Place	1,189
Vote by Mail	1,189
Mail Ballot	1,189
Total	1,189
0051690	
Poll Place	748
Vote by Mail	748
Mail Ballot	748
Total	748
0051727	
Poll Place	592
Vote by Mail	592
Mail Ballot	592
Total	592
0051728	
Poll Place	559
Vote by Mail	559
Mail Ballot	559
Total	559
0052033	
Poll Place	475
Vote by Mail	475
Mail Ballot	475
Total	475

Precinct	Yes		No		Total Votes
0051331					
Poll Place	56	54.90%	46	45.10%	102
Vote by Mail	278	43.17%	366	56.83%	644
Mail Ballot	0		0		0
Total	334	44.77%	412	55.23%	746
0051332					
Poll Place	24	34.78%	45	65.22%	69
Vote by Mail	310	46.06%	363	53.94%	673
Mail Ballot	0		0		0
Total	334	45.01%	408	54.99%	742
0051690					
Poll Place	22	50.00%	22	50.00%	44
Vote by Mail	149	55.60%	119	44.40%	268
Mail Ballot	0		0		0
Total	171	54.81%	141	45.19%	312
0051727					
Poll Place	35	41.67%	49	58.33%	84
Vote by Mail	127	37.13%	215	62.87%	342
Mail Ballot	0		0		0
Total	162	38.03%	264	61.97%	426
0051728					
Poll Place	36	50.00%	36	50.00%	72
Vote by Mail	112	36.72%	193	63.28%	305
Mail Ballot	0		0		0
Total	148	39.26%	229	60.74%	377
0052033					
Poll Place	18	60.00%	12	40.00%	30
Vote by Mail	65	46.76%	74	53.24%	139
Mail Ballot	0		0		0
Total	83	49.11%	86	50.89%	169

Precinct	Registered Voters
0052034	
Poll Place	797
Vote by Mail	797
Mail Ballot	797
Total	797
0052070	
Poll Place	978
Vote by Mail	978
Mail Ballot	978
Total	978
0052080	
Poll Place	1,001
Vote by Mail	1,001
Mail Ballot	1,001
Total	1,001
0052110	
Poll Place	895
Vote by Mail	895
Mail Ballot	895
Total	895
0052180	
Poll Place	753
Vote by Mail	753
Mail Ballot	753
Total	753
0052182	
Poll Place	641
Vote by Mail	641
Mail Ballot	641
Total	641

Precinct	Yes		No		Total Votes
0052034					
Poll Place	45	64.29%	25	35.71%	70
Vote by Mail	198	58.58%	140	41.42%	338
Mail Ballot	0		0		0
Total	243	59.56%	165	40.44%	408
0052070					
Poll Place	51	60.00%	34	40.00%	85
Vote by Mail	229	57.39%	170	42.61%	399
Mail Ballot	0		0		0
Total	280	57.85%	204	42.15%	484
0052080					
Poll Place	45	76.27%	14	23.73%	59
Vote by Mail	224	57.73%	164	42.27%	388
Mail Ballot	0		0		0
Total	269	60.18%	178	39.82%	447
0052110					
Poll Place	34	53.97%	29	46.03%	63
Vote by Mail	193	59.57%	131	40.43%	324
Mail Ballot	0		0		0
Total	227	58.66%	160	41.34%	387
0052180					
Poll Place	45	62.50%	27	37.50%	72
Vote by Mail	199	54.97%	163	45.03%	362
Mail Ballot	0		0		0
Total	244	56.22%	190	43.78%	434
0052182					
Poll Place	17	54.84%	14	45.16%	31
Vote by Mail	186	58.13%	134	41.88%	320
Mail Ballot	0		0		0
Total	203	57.83%	148	42.17%	351

Precinct	Registered Voters
0052183	
Poll Place	929
Vote by Mail	929
Mail Ballot	929
Total	929
0052184	
Poll Place	890
Vote by Mail	890
Mail Ballot	890
Total	890
0052185	
Poll Place	410
Vote by Mail	410
Mail Ballot	410
Total	410
0052400	
Poll Place	1,170
Vote by Mail	1,170
Mail Ballot	1,170
Total	1,170
0052490	
Poll Place	1,059
Vote by Mail	1,059
Mail Ballot	1,059
Total	1,059
7010010	
Poll Place	2
Vote by Mail	2
Mail Ballot	2
Total	2

Precinct	Yes		No		Total Votes
0052183					
Poll Place	58	68.24%	27	31.76%	85
Vote by Mail	247	59.66%	167	40.34%	414
Mail Ballot	0		0		0
Total	305	61.12%	194	38.88%	499
0052184					
Poll Place	36	53.73%	31	46.27%	67
Vote by Mail	258	58.77%	181	41.23%	439
Mail Ballot	0		0		0
Total	294	58.10%	212	41.90%	506
0052185					
Poll Place	27	47.37%	30	52.63%	57
Vote by Mail	86	51.50%	81	48.50%	167
Mail Ballot	0		0		0
Total	113	50.45%	111	49.55%	224
0052400					
Poll Place	17	37.78%	28	62.22%	45
Vote by Mail	264	55.70%	210	44.30%	474
Mail Ballot	0		0		0
Total	281	54.14%	238	45.86%	519
0052490					
Poll Place	45	59.21%	31	40.79%	76
Vote by Mail	253	52.82%	226	47.18%	479
Mail Ballot	0		0		0
Total	298	53.69%	257	46.31%	555
7010010					
Poll Place	0		0		0
Vote by Mail	0		0		0
Mail Ballot	0	0.00%	2	100.00%	2
Total	0	0.00%	2	100.00%	2

Precinct	Registered Voters
7010015	
Poll Place	3
Vote by Mail	3
Mail Ballot	3
Total	3
7010050	
Poll Place	13
Vote by Mail	13
Mail Ballot	13
Total	13
7010080	
Poll Place	250
Vote by Mail	250
Mail Ballot	250
Total	250
7010084	
Poll Place	119
Vote by Mail	119
Mail Ballot	119
Total	119
7010085	
Poll Place	367
Vote by Mail	367
Mail Ballot	367
Total	367
7010090	
Poll Place	205
Vote by Mail	205
Mail Ballot	205
Total	205

Precinct	Yes		No		Total Votes
7010015					
Poll Place	0		0		0
Vote by Mail	0		0		0
Mail Ballot	1	50.00%	1	50.00%	2
Total	1	50.00%	1	50.00%	2
7010050					
Poll Place	0		0		0
Vote by Mail	0		0		0
Mail Ballot	3	50.00%	3	50.00%	6
Total	3	50.00%	3	50.00%	6
7010080					
Poll Place	0		0		0
Vote by Mail	0		0		0
Mail Ballot	38	17.43%	180	82.57%	218
Total	38	17.43%	180	82.57%	218
7010084					
Poll Place	0		0		0
Vote by Mail	0		0		0
Mail Ballot	28	41.79%	39	58.21%	67
Total	28	41.79%	39	58.21%	67
7010085					
Poll Place	0		0		0
Vote by Mail	0		0		0
Mail Ballot	39	12.34%	277	87.66%	316
Total	39	12.34%	277	87.66%	316
7010090					
Poll Place	0		0		0
Vote by Mail	0		0		0
Mail Ballot	19	13.19%	125	86.81%	144
Total	19	13.19%	125	86.81%	144

Precinct	Registered Voters
7010225	
Poll Place	3
Vote by Mail	3
Mail Ballot	3
Total	3
7010226	
Poll Place	80
Vote by Mail	80
Mail Ballot	80
Total	80
7010229	
Poll Place	96
Vote by Mail	96
Mail Ballot	96
Total	96
7011135	
Poll Place	65
Vote by Mail	65
Mail Ballot	65
Total	65
7011153	
Poll Place	371
Vote by Mail	371
Mail Ballot	371
Total	371
7011171	
Poll Place	151
Vote by Mail	151
Mail Ballot	151
Total	151

Precinct	Yes		No		Total Votes
7010225					
Poll Place	0		0		0
Vote by Mail	0		0		0
Mail Ballot	0	0.00%	3	100.00%	3
Total	0	0.00%	3	100.00%	3
7010226					
Poll Place	0		0		0
Vote by Mail	0		0		0
Mail Ballot	16	24.24%	50	75.76%	66
Total	16	24.24%	50	75.76%	66
7010229					
Poll Place	0		0		0
Vote by Mail	0		0		0
Mail Ballot	30	49.18%	31	50.82%	61
Total	30	49.18%	31	50.82%	61
7011135					
Poll Place	0		0		0
Vote by Mail	0		0		0
Mail Ballot	16	37.21%	27	62.79%	43
Total	16	37.21%	27	62.79%	43
7011153					
Poll Place	0		0		0
Vote by Mail	0		0		0
Mail Ballot	87	37.18%	147	62.82%	234
Total	87	37.18%	147	62.82%	234
7011171					
Poll Place	0		0		0
Vote by Mail	0		0		0
Mail Ballot	34	37.36%	57	62.64%	91
Total	34	37.36%	57	62.64%	91

Precinct	Registered Voters
7011200	
Poll Place	0
Vote by Mail	0
Mail Ballot	0
Total	0
7011202	
Poll Place	244
Vote by Mail	244
Mail Ballot	244
Total	244
7011208	
Poll Place	11
Vote by Mail	11
Mail Ballot	11
Total	11
7011209	
Poll Place	191
Vote by Mail	191
Mail Ballot	191
Total	191
7011290	
Poll Place	224
Vote by Mail	224
Mail Ballot	224
Total	224
7011382	
Poll Place	14
Vote by Mail	14
Mail Ballot	14
Total	14

Precinct	Yes		No		Total Votes
7011200					
Poll Place	0		0		0
Vote by Mail	0		0		0
Mail Ballot	0		0		0
Total	0		0		0
7011202					
Poll Place	0		0		0
Vote by Mail	0		0		0
Mail Ballot	36	20.22%	142	79.78%	178
Total	36	20.22%	142	79.78%	178
7011208					
Poll Place	0		0		0
Vote by Mail	0		0		0
Mail Ballot	0	0.00%	6	100.00%	6
Total	0	0.00%	6	100.00%	6
7011209					
Poll Place	0		0		0
Vote by Mail	0		0		0
Mail Ballot	49	53.85%	42	46.15%	91
Total	49	53.85%	42	46.15%	91
7011290					
Poll Place	0		0		0
Vote by Mail	0		0		0
Mail Ballot	30	18.18%	135	81.82%	165
Total	30	18.18%	135	81.82%	165
7011382					
Poll Place	0		0		0
Vote by Mail	0		0		0
Mail Ballot	0	0.00%	9	100.00%	9
Total	0	0.00%	9	100.00%	9

Precinct	Registered Voters
7011391	
Poll Place	26
Vote by Mail	26
Mail Ballot	26
Total	26
7011538	
Poll Place	176
Vote by Mail	176
Mail Ballot	176
Total	176
7011541	
Poll Place	1
Vote by Mail	1
Mail Ballot	1
Total	1
7011542	
Poll Place	5
Vote by Mail	5
Mail Ballot	5
Total	5
7011627	
Poll Place	0
Vote by Mail	0
Mail Ballot	0
Total	0
7011632	
Poll Place	92
Vote by Mail	92
Mail Ballot	92
Total	92

Precinct	Yes		No		Total Votes
7011391					
Poll Place	0		0		0
Vote by Mail	0		0		0
Mail Ballot	7	31.82%	15	68.18%	22
Total	7	31.82%	15	68.18%	22
7011538					
Poll Place	0		0		0
Vote by Mail	0		0		0
Mail Ballot	13	8.61%	138	91.39%	151
Total	13	8.61%	138	91.39%	151
7011541					
Poll Place	0		0		0
Vote by Mail	0		0		0
Mail Ballot	0	0.00%	1	100.00%	1
Total	0	0.00%	1	100.00%	1
7011542					
Poll Place	0		0		0
Vote by Mail	0		0		0
Mail Ballot	1	100.00%	0	0.00%	1
Total	1	100.00%	0	0.00%	1
7011627					
Poll Place	0		0		0
Vote by Mail	0		0		0
Mail Ballot	0		0		0
Total	0		0		0
7011632					
Poll Place	0		0		0
Vote by Mail	0		0		0
Mail Ballot	24	38.71%	38	61.29%	62
Total	24	38.71%	38	61.29%	62

Precinct	Registered Voters
7011683	
Poll Place	35
Vote by Mail	35
Mail Ballot	35
Total	35
7011703	
Poll Place	96
Vote by Mail	96
Mail Ballot	96
Total	96
7011719	
Poll Place	250
Vote by Mail	250
Mail Ballot	250
Total	250
7011759	
Poll Place	0
Vote by Mail	0
Mail Ballot	0
Total	0
7011760	
Poll Place	0
Vote by Mail	0
Mail Ballot	0
Total	0
7011773	
Poll Place	267
Vote by Mail	267
Mail Ballot	267
Total	267

Precinct	Yes		No		Total Votes
7011683					
Poll Place	0		0		0
Vote by Mail	0		0		0
Mail Ballot	4	15.38%	22	84.62%	26
Total	4	15.38%	22	84.62%	26
7011703					
Poll Place	0		0		0
Vote by Mail	0		0		0
Mail Ballot	2	2.35%	83	97.65%	85
Total	2	2.35%	83	97.65%	85
7011719					
Poll Place	0		0		0
Vote by Mail	0		0		0
Mail Ballot	54	28.57%	135	71.43%	189
Total	54	28.57%	135	71.43%	189
7011759					
Poll Place	0		0		0
Vote by Mail	0		0		0
Mail Ballot	0		0		0
Total	0		0		0
7011760					
Poll Place	0		0		0
Vote by Mail	0		0		0
Mail Ballot	0		0		0
Total	0		0		0
7011773					
Poll Place	0		0		0
Vote by Mail	0		0		0
Mail Ballot	35	14.83%	201	85.17%	236
Total	35	14.83%	201	85.17%	236

Precinct	Registered Voters
7011820	
Poll Place	90
Vote by Mail	90
Mail Ballot	90
Total	90
7011835	
Poll Place	0
Vote by Mail	0
Mail Ballot	0
Total	0
7011840	
Poll Place	21
Vote by Mail	21
Mail Ballot	21
Total	21
7011870	
Poll Place	11
Vote by Mail	11
Mail Ballot	11
Total	11
7011880	
Poll Place	0
Vote by Mail	0
Mail Ballot	0
Total	0
7011900	
Poll Place	133
Vote by Mail	133
Mail Ballot	133
Total	133

Precinct	Yes		No		Total Votes
7011820					
Poll Place	0		0		0
Vote by Mail	0		0		0
Mail Ballot	16	20.78%	61	79.22%	77
Total	16	20.78%	61	79.22%	77
7011835					
Poll Place	0		0		0
Vote by Mail	0		0		0
Mail Ballot	0		0		0
Total	0		0		0
7011840					
Poll Place	0		0		0
Vote by Mail	0		0		0
Mail Ballot	0	0.00%	17	100.00%	17
Total	0	0.00%	17	100.00%	17
7011870					
Poll Place	0		0		0
Vote by Mail	0		0		0
Mail Ballot	2	22.22%	7	77.78%	9
Total	2	22.22%	7	77.78%	9
7011880					
Poll Place	0		0		0
Vote by Mail	0		0		0
Mail Ballot	0		0		0
Total	0		0		0
7011900					
Poll Place	0		0		0
Vote by Mail	0		0		0
Mail Ballot	5	4.31%	111	95.69%	116
Total	5	4.31%	111	95.69%	116

Precinct	Registered Voters
7011915	
Poll Place	46
Vote by Mail	46
Mail Ballot	46
Total	46
7011922	
Poll Place	208
Vote by Mail	208
Mail Ballot	208
Total	208
7011983	
Poll Place	35
Vote by Mail	35
Mail Ballot	35
Total	35
7011999	
Poll Place	141
Vote by Mail	141
Mail Ballot	141
Total	141
7012010	
Poll Place	54
Vote by Mail	54
Mail Ballot	54
Total	54
7012013	
Poll Place	0
Vote by Mail	0
Mail Ballot	0
Total	0

Precinct	Yes		No		Total Votes
7011915					
Poll Place	0		0		0
Vote by Mail	0		0		0
Mail Ballot	6	17.65%	28	82.35%	34
Total	6	17.65%	28	82.35%	34
7011922					
Poll Place	0		0		0
Vote by Mail	0		0		0
Mail Ballot	26	16.35%	133	83.65%	159
Total	26	16.35%	133	83.65%	159
7011983					
Poll Place	0		0		0
Vote by Mail	0		0		0
Mail Ballot	2	7.14%	26	92.86%	28
Total	2	7.14%	26	92.86%	28
7011999					
Poll Place	0		0		0
Vote by Mail	0		0		0
Mail Ballot	13	10.48%	111	89.52%	124
Total	13	10.48%	111	89.52%	124
7012010					
Poll Place	0		0		0
Vote by Mail	0		0		0
Mail Ballot	4	8.70%	42	91.30%	46
Total	4	8.70%	42	91.30%	46
7012013					
Poll Place	0		0		0
Vote by Mail	0		0		0
Mail Ballot	0		0		0
Total	0		0		0

Precinct	Registered Voters
7012056	
Poll Place	45
Vote by Mail	45
Mail Ballot	45
Total	45
7012160	
Poll Place	261
Vote by Mail	261
Mail Ballot	261
Total	261
7012162	
Poll Place	0
Vote by Mail	0
Mail Ballot	0
Total	0
7012164	
Poll Place	129
Vote by Mail	129
Mail Ballot	129
Total	129
7012277	
Poll Place	243
Vote by Mail	243
Mail Ballot	243
Total	243
7012397	
Poll Place	85
Vote by Mail	85
Mail Ballot	85
Total	85

Precinct	Yes		No		Total Votes
7012056					
Poll Place	0		0		0
Vote by Mail	0		0		0
Mail Ballot	2	5.88%	32	94.12%	34
Total	2	5.88%	32	94.12%	34
7012160					
Poll Place	0		0		0
Vote by Mail	0		0		0
Mail Ballot	59	28.50%	148	71.50%	207
Total	59	28.50%	148	71.50%	207
7012162					
Poll Place	0		0		0
Vote by Mail	0		0		0
Mail Ballot	0		0		0
Total	0		0		0
7012164					
Poll Place	0		0		0
Vote by Mail	0		0		0
Mail Ballot	27	25.23%	80	74.77%	107
Total	27	25.23%	80	74.77%	107
7012277					
Poll Place	0		0		0
Vote by Mail	0		0		0
Mail Ballot	22	11.46%	170	88.54%	192
Total	22	11.46%	170	88.54%	192
7012397					
Poll Place	0		0		0
Vote by Mail	0		0		0
Mail Ballot	18	40.00%	27	60.00%	45
Total	18	40.00%	27	60.00%	45

Precinct	Registered Voters
7012413	
Poll Place	274
Vote by Mail	274
Mail Ballot	274
Total	274
7012712	
Poll Place	50
Vote by Mail	50
Mail Ballot	50
Total	50
7012757	
Poll Place	114
Vote by Mail	114
Mail Ballot	114
Total	114
7012856	
Poll Place	125
Vote by Mail	125
Mail Ballot	125
Total	125
7012912	
Poll Place	20
Vote by Mail	20
Mail Ballot	20
Total	20
7012937	
Poll Place	101
Vote by Mail	101
Mail Ballot	101
Total	101

Precinct	Yes		No		Total Votes
7012413					
Poll Place	0		0		0
Vote by Mail	0		0		0
Mail Ballot	93	61.18%	59	38.82%	152
Total	93	61.18%	59	38.82%	152
7012712					
Poll Place	0		0		0
Vote by Mail	0		0		0
Mail Ballot	7	15.56%	38	84.44%	45
Total	7	15.56%	38	84.44%	45
7012757					
Poll Place	0		0		0
Vote by Mail	0		0		0
Mail Ballot	13	17.11%	63	82.89%	76
Total	13	17.11%	63	82.89%	76
7012856					
Poll Place	0		0		0
Vote by Mail	0		0		0
Mail Ballot	22	22.00%	78	78.00%	100
Total	22	22.00%	78	78.00%	100
7012912					
Poll Place	0		0		0
Vote by Mail	0		0		0
Mail Ballot	2	15.38%	11	84.62%	13
Total	2	15.38%	11	84.62%	13
7012937					
Poll Place	0		0		0
Vote by Mail	0		0		0
Mail Ballot	38	67.86%	18	32.14%	56
Total	38	67.86%	18	32.14%	56

Precinct	Registered Voters
7012992	
Poll Place	39
Vote by Mail	39
Mail Ballot	39
Total	39
7013047	
Poll Place	207
Vote by Mail	207
Mail Ballot	207
Total	207
7013068	
Poll Place	7
Vote by Mail	7
Mail Ballot	7
Total	7
7013095	
Poll Place	238
Vote by Mail	238
Mail Ballot	238
Total	238
7013102	
Poll Place	27
Vote by Mail	27
Mail Ballot	27
Total	27
7013104	
Poll Place	2
Vote by Mail	2
Mail Ballot	2
Total	2

Precinct	Yes		No		Total Votes
7012992					
Poll Place	0		0		0
Vote by Mail	0		0		0
Mail Ballot	11	34.38%	21	65.63%	32
Total	11	34.38%	21	65.63%	32
7013047					
Poll Place	0		0		0
Vote by Mail	0		0		0
Mail Ballot	17	10.49%	145	89.51%	162
Total	17	10.49%	145	89.51%	162
7013068					
Poll Place	0		0		0
Vote by Mail	0		0		0
Mail Ballot	3	50.00%	3	50.00%	6
Total	3	50.00%	3	50.00%	6
7013095					
Poll Place	0		0		0
Vote by Mail	0		0		0
Mail Ballot	41	34.45%	78	65.55%	119
Total	41	34.45%	78	65.55%	119
7013102					
Poll Place	0		0		0
Vote by Mail	0		0		0
Mail Ballot	2	7.41%	25	92.59%	27
Total	2	7.41%	25	92.59%	27
7013104					
Poll Place	0		0		0
Vote by Mail	0		0		0
Mail Ballot	2	100.00%	0	0.00%	2
Total	2	100.00%	0	0.00%	2

Precinct	Registered Voters
7013105	
Poll Place	36
Vote by Mail	36
Mail Ballot	36
Total	36
7013106	
Poll Place	223
Vote by Mail	223
Mail Ballot	223
Total	223
7013112	
Poll Place	13
Vote by Mail	13
Mail Ballot	13
Total	13
7013114	
Poll Place	1,016
Vote by Mail	1,016
Mail Ballot	1,016
Total	1,016
7013115	
Poll Place	6
Vote by Mail	6
Mail Ballot	6
Total	6
7013134	
Poll Place	0
Vote by Mail	0
Mail Ballot	0
Total	0

Precinct	Yes	No	Total Votes
7013105			
Poll Place	0	0	0
Vote by Mail	0	0	0
Mail Ballot	5 23.81%	16 76.19%	21
Total	5 23.81%	16 76.19%	21
7013106			
Poll Place	0	0	0
Vote by Mail	0	0	0
Mail Ballot	46 26.59%	127 73.41%	173
Total	46 26.59%	127 73.41%	173
7013112			
Poll Place	0	0	0
Vote by Mail	0	0	0
Mail Ballot	4 50.00%	4 50.00%	8
Total	4 50.00%	4 50.00%	8
7013114			
Poll Place	0	0	0
Vote by Mail	0	0	0
Mail Ballot	306 37.05%	520 62.95%	826
Total	306 37.05%	520 62.95%	826
7013115			
Poll Place	0	0	0
Vote by Mail	0	0	0
Mail Ballot	1 25.00%	3 75.00%	4
Total	1 25.00%	3 75.00%	4
7013134			
Poll Place	0	0	0
Vote by Mail	0	0	0
Mail Ballot	0	0	0
Total	0	0	0

Precinct	Registered Voters
7013182	
Poll Place	66
Vote by Mail	66
Mail Ballot	66
Total	66
7013369	
Poll Place	163
Vote by Mail	163
Mail Ballot	163
Total	163
7013507	
Poll Place	0
Vote by Mail	0
Mail Ballot	0
Total	0
7013569	
Poll Place	0
Vote by Mail	0
Mail Ballot	0
Total	0
7015125	
Poll Place	9
Vote by Mail	9
Mail Ballot	9
Total	9
7015128	
Poll Place	341
Vote by Mail	341
Mail Ballot	341
Total	341

Precinct	Yes		No		Total Votes
7013182					
Poll Place	0		0		0
Vote by Mail	0		0		0
Mail Ballot	7	12.73%	48	87.27%	55
Total	7	12.73%	48	87.27%	55
7013369					
Poll Place	0		0		0
Vote by Mail	0		0		0
Mail Ballot	31	28.18%	79	71.82%	110
Total	31	28.18%	79	71.82%	110
7013507					
Poll Place	0		0		0
Vote by Mail	0		0		0
Mail Ballot	0		0		0
Total	0		0		0
7013569					
Poll Place	0		0		0
Vote by Mail	0		0		0
Mail Ballot	0		0		0
Total	0		0		0
7015125					
Poll Place	0		0		0
Vote by Mail	0		0		0
Mail Ballot	0	0.00%	7	100.00%	7
Total	0	0.00%	7	100.00%	7
7015128					
Poll Place	0		0		0
Vote by Mail	0		0		0
Mail Ballot	89	30.69%	201	69.31%	290
Total	89	30.69%	201	69.31%	290

Precinct	Registered Voters
7015131	
Poll Place	176
Vote by Mail	176
Mail Ballot	176
Total	176
7015134	
Poll Place	0
Vote by Mail	0
Mail Ballot	0
Total	0
7020012	
Poll Place	212
Vote by Mail	212
Mail Ballot	212
Total	212
7020014	
Poll Place	97
Vote by Mail	97
Mail Ballot	97
Total	97
7020034	
Poll Place	46
Vote by Mail	46
Mail Ballot	46
Total	46
7020036	
Poll Place	274
Vote by Mail	274
Mail Ballot	274
Total	274

Precinct	Yes		No		Total Votes
7015131					
Poll Place	0		0		0
Vote by Mail	0		0		0
Mail Ballot	45	37.82%	74	62.18%	119
Total	45	37.82%	74	62.18%	119
7015134					
Poll Place	0		0		0
Vote by Mail	0		0		0
Mail Ballot	0		0		0
Total	0		0		0
7020012					
Poll Place	0		0		0
Vote by Mail	0		0		0
Mail Ballot	31	17.71%	144	82.29%	175
Total	31	17.71%	144	82.29%	175
7020014					
Poll Place	0		0		0
Vote by Mail	0		0		0
Mail Ballot	12	14.81%	69	85.19%	81
Total	12	14.81%	69	85.19%	81
7020034					
Poll Place	0		0		0
Vote by Mail	0		0		0
Mail Ballot	8	25.00%	24	75.00%	32
Total	8	25.00%	24	75.00%	32
7020036					
Poll Place	0		0		0
Vote by Mail	0		0		0
Mail Ballot	98	63.64%	56	36.36%	154
Total	98	63.64%	56	36.36%	154

Precinct	Registered Voters
7020110	
Poll Place	248
Vote by Mail	248
Mail Ballot	248
Total	248
7020143	
Poll Place	1
Vote by Mail	1
Mail Ballot	1
Total	1
7020175	
Poll Place	59
Vote by Mail	59
Mail Ballot	59
Total	59
7020176	
Poll Place	0
Vote by Mail	0
Mail Ballot	0
Total	0
7020250	
Poll Place	287
Vote by Mail	287
Mail Ballot	287
Total	287
7020264	
Poll Place	1
Vote by Mail	1
Mail Ballot	1
Total	1

Precinct	Yes		No		Total Votes
7020110					
Poll Place	0		0		0
Vote by Mail	0		0		0
Mail Ballot	29	13.81%	181	86.19%	210
Total	29	13.81%	181	86.19%	210
7020143					
Poll Place	0		0		0
Vote by Mail	0		0		0
Mail Ballot	0		0		0
Total	0		0		0
7020175					
Poll Place	0		0		0
Vote by Mail	0		0		0
Mail Ballot	11	23.91%	35	76.09%	46
Total	11	23.91%	35	76.09%	46
7020176					
Poll Place	0		0		0
Vote by Mail	0		0		0
Mail Ballot	0		0		0
Total	0		0		0
7020250					
Poll Place	0		0		0
Vote by Mail	0		0		0
Mail Ballot	51	25.50%	149	74.50%	200
Total	51	25.50%	149	74.50%	200
7020264					
Poll Place	0		0		0
Vote by Mail	0		0		0
Mail Ballot	0	0.00%	1	100.00%	1
Total	0	0.00%	1	100.00%	1

Precinct	Registered Voters
7020266	
Poll Place	320
Vote by Mail	320
Mail Ballot	320
Total	320
7020267	
Poll Place	9
Vote by Mail	9
Mail Ballot	9
Total	9
7020281	
Poll Place	22
Vote by Mail	22
Mail Ballot	22
Total	22
7021136	
Poll Place	0
Vote by Mail	0
Mail Ballot	0
Total	0
7021138	
Poll Place	38
Vote by Mail	38
Mail Ballot	38
Total	38
7021139	
Poll Place	111
Vote by Mail	111
Mail Ballot	111
Total	111

Precinct	Yes		No		Total Votes
7020266					
Poll Place	0		0		0
Vote by Mail	0		0		0
Mail Ballot	89	50.00%	89	50.00%	178
Total	89	50.00%	89	50.00%	178
7020267					
Poll Place	0		0		0
Vote by Mail	0		0		0
Mail Ballot	1	16.67%	5	83.33%	6
Total	1	16.67%	5	83.33%	6
7020281					
Poll Place	0		0		0
Vote by Mail	0		0		0
Mail Ballot	9	52.94%	8	47.06%	17
Total	9	52.94%	8	47.06%	17
7021136					
Poll Place	0		0		0
Vote by Mail	0		0		0
Mail Ballot	0		0		0
Total	0		0		0
7021138					
Poll Place	0		0		0
Vote by Mail	0		0		0
Mail Ballot	6	37.50%	10	62.50%	16
Total	6	37.50%	10	62.50%	16
7021139					
Poll Place	0		0		0
Vote by Mail	0		0		0
Mail Ballot	5	5.00%	95	95.00%	100
Total	5	5.00%	95	95.00%	100

Precinct	Registered Voters
7021222	
Poll Place	16
Vote by Mail	16
Mail Ballot	16
Total	16
7021230	
Poll Place	0
Vote by Mail	0
Mail Ballot	0
Total	0
7021231	
Poll Place	16
Vote by Mail	16
Mail Ballot	16
Total	16
7021235	
Poll Place	147
Vote by Mail	147
Mail Ballot	147
Total	147
7021257	
Poll Place	42
Vote by Mail	42
Mail Ballot	42
Total	42
7021261	
Poll Place	64
Vote by Mail	64
Mail Ballot	64
Total	64

Precinct	Yes		No		Total Votes
7021222					
Poll Place	0		0		0
Vote by Mail	0		0		0
Mail Ballot	4	40.00%	6	60.00%	10
Total	4	40.00%	6	60.00%	10
7021230					
Poll Place	0		0		0
Vote by Mail	0		0		0
Mail Ballot	0		0		0
Total	0		0		0
7021231					
Poll Place	0		0		0
Vote by Mail	0		0		0
Mail Ballot	9	60.00%	6	40.00%	15
Total	9	60.00%	6	40.00%	15
7021235					
Poll Place	0		0		0
Vote by Mail	0		0		0
Mail Ballot	22	21.36%	81	78.64%	103
Total	22	21.36%	81	78.64%	103
7021257					
Poll Place	0		0		0
Vote by Mail	0		0		0
Mail Ballot	2	8.70%	21	91.30%	23
Total	2	8.70%	21	91.30%	23
7021261					
Poll Place	0		0		0
Vote by Mail	0		0		0
Mail Ballot	14	29.79%	33	70.21%	47
Total	14	29.79%	33	70.21%	47

Precinct	Registered Voters
7021276	
Poll Place	0
Vote by Mail	0
Mail Ballot	0
Total	0
7021279	
Poll Place	50
Vote by Mail	50
Mail Ballot	50
Total	50
7021301	
Poll Place	136
Vote by Mail	136
Mail Ballot	136
Total	136
7021304	
Poll Place	114
Vote by Mail	114
Mail Ballot	114
Total	114
7021381	
Poll Place	0
Vote by Mail	0
Mail Ballot	0
Total	0
7021387	
Poll Place	127
Vote by Mail	127
Mail Ballot	127
Total	127

Precinct	Yes		No		Total Votes
7021276					
Poll Place	0		0		0
Vote by Mail	0		0		0
Mail Ballot	0		0		0
Total	0		0		0
7021279					
Poll Place	0		0		0
Vote by Mail	0		0		0
Mail Ballot	11	30.56%	25	69.44%	36
Total	11	30.56%	25	69.44%	36
7021301					
Poll Place	0		0		0
Vote by Mail	0		0		0
Mail Ballot	18	18.18%	81	81.82%	99
Total	18	18.18%	81	81.82%	99
7021304					
Poll Place	0		0		0
Vote by Mail	0		0		0
Mail Ballot	9	12.68%	62	87.32%	71
Total	9	12.68%	62	87.32%	71
7021381					
Poll Place	0		0		0
Vote by Mail	0		0		0
Mail Ballot	0		0		0
Total	0		0		0
7021387					
Poll Place	0		0		0
Vote by Mail	0		0		0
Mail Ballot	14	15.05%	79	84.95%	93
Total	14	15.05%	79	84.95%	93

Precinct	Registered Voters
7021477	
Poll Place	97
Vote by Mail	97
Mail Ballot	97
Total	97
7021493	
Poll Place	0
Vote by Mail	0
Mail Ballot	0
Total	0
7021494	
Poll Place	0
Vote by Mail	0
Mail Ballot	0
Total	0
7021501	
Poll Place	19
Vote by Mail	19
Mail Ballot	19
Total	19
7021514	
Poll Place	255
Vote by Mail	255
Mail Ballot	255
Total	255
7021527	
Poll Place	159
Vote by Mail	159
Mail Ballot	159
Total	159

Precinct	Yes		No		Total Votes
7021477					
Poll Place	0		0		0
Vote by Mail	0		0		0
Mail Ballot	7	9.09%	70	90.91%	77
Total	7	9.09%	70	90.91%	77
7021493					
Poll Place	0		0		0
Vote by Mail	0		0		0
Mail Ballot	0		0		0
Total	0		0		0
7021494					
Poll Place	0		0		0
Vote by Mail	0		0		0
Mail Ballot	0		0		0
Total	0		0		0
7021501					
Poll Place	0		0		0
Vote by Mail	0		0		0
Mail Ballot	7	50.00%	7	50.00%	14
Total	7	50.00%	7	50.00%	14
7021514					
Poll Place	0		0		0
Vote by Mail	0		0		0
Mail Ballot	23	11.44%	178	88.56%	201
Total	23	11.44%	178	88.56%	201
7021527					
Poll Place	0		0		0
Vote by Mail	0		0		0
Mail Ballot	25	24.27%	78	75.73%	103
Total	25	24.27%	78	75.73%	103

Precinct	Registered Voters
7021637	
Poll Place	8
Vote by Mail	8
Mail Ballot	8
Total	8
7021717	
Poll Place	8
Vote by Mail	8
Mail Ballot	8
Total	8
7021752	
Poll Place	65
Vote by Mail	65
Mail Ballot	65
Total	65
7021879	
Poll Place	0
Vote by Mail	0
Mail Ballot	0
Total	0
7021905	
Poll Place	2
Vote by Mail	2
Mail Ballot	2
Total	2
7021923	
Poll Place	123
Vote by Mail	123
Mail Ballot	123
Total	123

Precinct	Yes		No		Total Votes
7021637					
Poll Place	0		0		0
Vote by Mail	0		0		0
Mail Ballot	2	25.00%	6	75.00%	8
Total	2	25.00%	6	75.00%	8
7021717					
Poll Place	0		0		0
Vote by Mail	0		0		0
Mail Ballot	2	28.57%	5	71.43%	7
Total	2	28.57%	5	71.43%	7
7021752					
Poll Place	0		0		0
Vote by Mail	0		0		0
Mail Ballot	14	46.67%	16	53.33%	30
Total	14	46.67%	16	53.33%	30
7021879					
Poll Place	0		0		0
Vote by Mail	0		0		0
Mail Ballot	0		0		0
Total	0		0		0
7021905					
Poll Place	0		0		0
Vote by Mail	0		0		0
Mail Ballot	0	0.00%	1	100.00%	1
Total	0	0.00%	1	100.00%	1
7021923					
Poll Place	0		0		0
Vote by Mail	0		0		0
Mail Ballot	13	13.68%	82	86.32%	95
Total	13	13.68%	82	86.32%	95

Precinct	Registered Voters
7021924	
Poll Place	227
Vote by Mail	227
Mail Ballot	227
Total	227
7021925	
Poll Place	177
Vote by Mail	177
Mail Ballot	177
Total	177
7021927	
Poll Place	0
Vote by Mail	0
Mail Ballot	0
Total	0
7022001	
Poll Place	47
Vote by Mail	47
Mail Ballot	47
Total	47
7022205	
Poll Place	254
Vote by Mail	254
Mail Ballot	254
Total	254
7022007	
Poll Place	121
Vote by Mail	121
Mail Ballot	121
Total	121

Precinct	Yes		No		Total Votes
7021924					
Poll Place	0		0		0
Vote by Mail	0		0		0
Mail Ballot	24	13.33%	156	86.67%	180
Total	24	13.33%	156	86.67%	180
7021925					
Poll Place	0		0		0
Vote by Mail	0		0		0
Mail Ballot	24	16.90%	118	83.10%	142
Total	24	16.90%	118	83.10%	142
7021927					
Poll Place	0		0		0
Vote by Mail	0		0		0
Mail Ballot	0		0		0
Total	0		0		0
7022001					
Poll Place	0		0		0
Vote by Mail	0		0		0
Mail Ballot	11	57.89%	8	42.11%	19
Total	11	57.89%	8	42.11%	19
7022205					
Poll Place	0		0		0
Vote by Mail	0		0		0
Mail Ballot	48	21.92%	171	78.08%	219
Total	48	21.92%	171	78.08%	219
7022007					
Poll Place	0		0		0
Vote by Mail	0		0		0
Mail Ballot	31	40.79%	45	59.21%	76
Total	31	40.79%	45	59.21%	76

Precinct	Registered Voters
7022013	
Poll Place	119
Vote by Mail	119
Mail Ballot	119
Total	119
7022014	
Poll Place	355
Vote by Mail	355
Mail Ballot	355
Total	355
7022015	
Poll Place	500
Vote by Mail	500
Mail Ballot	500
Total	500
7022019	
Poll Place	273
Vote by Mail	273
Mail Ballot	273
Total	273
7022022	
Poll Place	9
Vote by Mail	9
Mail Ballot	9
Total	9
7022025	
Poll Place	0
Vote by Mail	0
Mail Ballot	0
Total	0

Precinct	Yes		No		Total Votes
7022013					
Poll Place	0		0		0
Vote by Mail	0		0		0
Mail Ballot	27	42.19%	37	57.81%	64
Total	27	42.19%	37	57.81%	64
7022014					
Poll Place	0		0		0
Vote by Mail	0		0		0
Mail Ballot	99	34.62%	187	65.38%	286
Total	99	34.62%	187	65.38%	286
7022015					
Poll Place	0		0		0
Vote by Mail	0		0		0
Mail Ballot	142	37.57%	236	62.43%	378
Total	142	37.57%	236	62.43%	378
7022019					
Poll Place	0		0		0
Vote by Mail	0		0		0
Mail Ballot	85	54.84%	70	45.16%	155
Total	85	54.84%	70	45.16%	155
7022022					
Poll Place	0		0		0
Vote by Mail	0		0		0
Mail Ballot	2	25.00%	6	75.00%	8
Total	2	25.00%	6	75.00%	8
7022025					
Poll Place	0		0		0
Vote by Mail	0		0		0
Mail Ballot	0		0		0
Total	0		0		0

Precinct	Registered Voters
7022028	
Poll Place	160
Vote by Mail	160
Mail Ballot	160
Total	160
7022029	
Poll Place	193
Vote by Mail	193
Mail Ballot	193
Total	193
7022217	
Poll Place	0
Vote by Mail	0
Mail Ballot	0
Total	0
7022227	
Poll Place	0
Vote by Mail	0
Mail Ballot	0
Total	0
7022234	
Poll Place	22
Vote by Mail	22
Mail Ballot	22
Total	22
7022283	
Poll Place	172
Vote by Mail	172
Mail Ballot	172
Total	172

Precinct	Yes		No		Total Votes
7022028					
Poll Place	0		0		0
Vote by Mail	0		0		0
Mail Ballot	49	48.51%	52	51.49%	101
Total	49	48.51%	52	51.49%	101
7022029					
Poll Place	0		0		0
Vote by Mail	0		0		0
Mail Ballot	49	39.20%	76	60.80%	125
Total	49	39.20%	76	60.80%	125
7022217					
Poll Place	0		0		0
Vote by Mail	0		0		0
Mail Ballot	0		0		0
Total	0		0		0
7022227					
Poll Place	0		0		0
Vote by Mail	0		0		0
Mail Ballot	0		0		0
Total	0		0		0
7022234					
Poll Place	0		0		0
Vote by Mail	0		0		0
Mail Ballot	3	18.75%	13	81.25%	16
Total	3	18.75%	13	81.25%	16
7022283					
Poll Place	0		0		0
Vote by Mail	0		0		0
Mail Ballot	31	31.31%	68	68.69%	99
Total	31	31.31%	68	68.69%	99

Precinct	Registered Voters
7022421	
Poll Place	43
Vote by Mail	43
Mail Ballot	43
Total	43
7022454	
Poll Place	247
Vote by Mail	247
Mail Ballot	247
Total	247
7022456	
Poll Place	2
Vote by Mail	2
Mail Ballot	2
Total	2
7022473	
Poll Place	1
Vote by Mail	1
Mail Ballot	1
Total	1
7022600	
Poll Place	15
Vote by Mail	15
Mail Ballot	15
Total	15
7022658	
Poll Place	8
Vote by Mail	8
Mail Ballot	8
Total	8

Precinct	Yes		No		Total Votes
7022421					
Poll Place	0		0		0
Vote by Mail	0		0		0
Mail Ballot	9	42.86%	12	57.14%	21
Total	9	42.86%	12	57.14%	21
7022454					
Poll Place	0		0		0
Vote by Mail	0		0		0
Mail Ballot	41	26.80%	112	73.20%	153
Total	41	26.80%	112	73.20%	153
7022456					
Poll Place	0		0		0
Vote by Mail	0		0		0
Mail Ballot	2	100.00%	0	0.00%	2
Total	2	100.00%	0	0.00%	2
7022473					
Poll Place	0		0		0
Vote by Mail	0		0		0
Mail Ballot	1	100.00%	0	0.00%	1
Total	1	100.00%	0	0.00%	1
7022600					
Poll Place	0		0		0
Vote by Mail	0		0		0
Mail Ballot	3	25.00%	9	75.00%	12
Total	3	25.00%	9	75.00%	12
7022658					
Poll Place	0		0		0
Vote by Mail	0		0		0
Mail Ballot	0	0.00%	6	100.00%	6
Total	0	0.00%	6	100.00%	6

Precinct	Registered Voters
7022768	
Poll Place	0
Vote by Mail	0
Mail Ballot	0
Total	0
7022791	
Poll Place	100
Vote by Mail	100
Mail Ballot	100
Total	100
7022793	
Poll Place	96
Vote by Mail	96
Mail Ballot	96
Total	96
7022803	
Poll Place	42
Vote by Mail	42
Mail Ballot	42
Total	42
7022805	
Poll Place	158
Vote by Mail	158
Mail Ballot	158
Total	158
7023016	
Poll Place	0
Vote by Mail	0
Mail Ballot	0
Total	0

Precinct	Yes		No		Total Votes
7022768					
Poll Place	0		0		0
Vote by Mail	0		0		0
Mail Ballot	0		0		0
Total	0		0		0
7022791					
Poll Place	0		0		0
Vote by Mail	0		0		0
Mail Ballot	24	30.77%	54	69.23%	78
Total	24	30.77%	54	69.23%	78
7022793					
Poll Place	0		0		0
Vote by Mail	0		0		0
Mail Ballot	6	8.22%	67	91.78%	73
Total	6	8.22%	67	91.78%	73
7022803					
Poll Place	0		0		0
Vote by Mail	0		0		0
Mail Ballot	8	72.73%	3	27.27%	11
Total	8	72.73%	3	27.27%	11
7022805					
Poll Place	0		0		0
Vote by Mail	0		0		0
Mail Ballot	23	20.18%	91	79.82%	114
Total	23	20.18%	91	79.82%	114
7023016					
Poll Place	0		0		0
Vote by Mail	0		0		0
Mail Ballot	0		0		0
Total	0		0		0

Precinct	Registered Voters
7023018	
Poll Place	0
Vote by Mail	0
Mail Ballot	0
Total	0
7023019	
Poll Place	0
Vote by Mail	0
Mail Ballot	0
Total	0
7023024	
Poll Place	138
Vote by Mail	138
Mail Ballot	138
Total	138
7023037	
Poll Place	40
Vote by Mail	40
Mail Ballot	40
Total	40
7023082	
Poll Place	194
Vote by Mail	194
Mail Ballot	194
Total	194
7023084	
Poll Place	0
Vote by Mail	0
Mail Ballot	0
Total	0

Precinct	Yes	No	Total Votes
7023018			
Poll Place	0	0	0
Vote by Mail	0	0	0
Mail Ballot	0	0	0
Total	0	0	0
7023019			
Poll Place	0	0	0
Vote by Mail	0	0	0
Mail Ballot	0	0	0
Total	0	0	0
7023024			
Poll Place	0	0	0
Vote by Mail	0	0	0
Mail Ballot	13 14.29%	78 85.71%	91
Total	13 14.29%	78 85.71%	91
7023037			
Poll Place	0	0	0
Vote by Mail	0	0	0
Mail Ballot	6 26.09%	17 73.91%	23
Total	6 26.09%	17 73.91%	23
7023082			
Poll Place	0	0	0
Vote by Mail	0	0	0
Mail Ballot	23 17.97%	105 82.03%	128
Total	23 17.97%	105 82.03%	128
7023084			
Poll Place	0	0	0
Vote by Mail	0	0	0
Mail Ballot	0	0	0
Total	0	0	0

Precinct	Registered Voters
7023148	
Poll Place	12
Vote by Mail	12
Mail Ballot	12
Total	12
7023198	
Poll Place	15
Vote by Mail	15
Mail Ballot	15
Total	15
7023201	
Poll Place	4
Vote by Mail	4
Mail Ballot	4
Total	4
7023221	
Poll Place	0
Vote by Mail	0
Mail Ballot	0
Total	0
7023303	
Poll Place	0
Vote by Mail	0
Mail Ballot	0
Total	0
7023395	
Poll Place	0
Vote by Mail	0
Mail Ballot	0
Total	0

Precinct	Yes		No		Total Votes
7023148					
Poll Place	0		0		0
Vote by Mail	0		0		0
Mail Ballot	2	16.67%	10	83.33%	12
Total	2	16.67%	10	83.33%	12
7023198					
Poll Place	0		0		0
Vote by Mail	0		0		0
Mail Ballot	4	36.36%	7	63.64%	11
Total	4	36.36%	7	63.64%	11
7023201					
Poll Place	0		0		0
Vote by Mail	0		0		0
Mail Ballot	0	0.00%	2	100.00%	2
Total	0	0.00%	2	100.00%	2
7023221					
Poll Place	0		0		0
Vote by Mail	0		0		0
Mail Ballot	0		0		0
Total	0		0		0
7023303					
Poll Place	0		0		0
Vote by Mail	0		0		0
Mail Ballot	0		0		0
Total	0		0		0
7023395					
Poll Place	0		0		0
Vote by Mail	0		0		0
Mail Ballot	0		0		0
Total	0		0		0

Precinct	Registered Voters
7023469	
Poll Place	1
Vote by Mail	1
Mail Ballot	1
Total	1
7023470	
Poll Place	333
Vote by Mail	333
Mail Ballot	333
Total	333
7023476	
Poll Place	256
Vote by Mail	256
Mail Ballot	256
Total	256
7023500	
Poll Place	206
Vote by Mail	206
Mail Ballot	206
Total	206
7023505	
Poll Place	2
Vote by Mail	2
Mail Ballot	2
Total	2
7023590	
Poll Place	0
Vote by Mail	0
Mail Ballot	0
Total	0

Precinct	Yes		No		Total Votes
7023469					
Poll Place	0		0		0
Vote by Mail	0		0		0
Mail Ballot	0		0		0
Total	0		0		0
7023470					
Poll Place	0		0		0
Vote by Mail	0		0		0
Mail Ballot	77	48.73%	81	51.27%	158
Total	77	48.73%	81	51.27%	158
7023476					
Poll Place	0		0		0
Vote by Mail	0		0		0
Mail Ballot	36	15.86%	191	84.14%	227
Total	36	15.86%	191	84.14%	227
7023500					
Poll Place	0		0		0
Vote by Mail	0		0		0
Mail Ballot	20	11.36%	156	88.64%	176
Total	20	11.36%	156	88.64%	176
7023505					
Poll Place	0		0		0
Vote by Mail	0		0		0
Mail Ballot	0		0		0
Total	0		0		0
7023590					
Poll Place	0		0		0
Vote by Mail	0		0		0
Mail Ballot	0		0		0
Total	0		0		0

Precinct	Registered Voters
7023604	
Poll Place	0
Vote by Mail	0
Mail Ballot	0
Total	0
7023606	
Poll Place	0
Vote by Mail	0
Mail Ballot	0
Total	0
7023610	
Poll Place	233
Vote by Mail	233
Mail Ballot	233
Total	233
7023766	
Poll Place	1
Vote by Mail	1
Mail Ballot	1
Total	1
7025274	
Poll Place	0
Vote by Mail	0
Mail Ballot	0
Total	0
7025275	
Poll Place	0
Vote by Mail	0
Mail Ballot	0
Total	0

Precinct	Yes		No		Total Votes
7023604					
Poll Place	0		0		0
Vote by Mail	0		0		0
Mail Ballot	0		0		0
Total	0		0		0
7023606					
Poll Place	0		0		0
Vote by Mail	0		0		0
Mail Ballot	0		0		0
Total	0		0		0
7023610					
Poll Place	0		0		0
Vote by Mail	0		0		0
Mail Ballot	43	25.90%	123	74.10%	166
Total	43	25.90%	123	74.10%	166
7023766					
Poll Place	0		0		0
Vote by Mail	0		0		0
Mail Ballot	0	0.00%	1	100.00%	1
Total	0	0.00%	1	100.00%	1
7025274					
Poll Place	0		0		0
Vote by Mail	0		0		0
Mail Ballot	0		0		0
Total	0		0		0
7025275					
Poll Place	0		0		0
Vote by Mail	0		0		0
Mail Ballot	0		0		0
Total	0		0		0

Precinct	Registered Voters
7025276	
Poll Place	0
Vote by Mail	0
Mail Ballot	0
Total	0
7025277	
Poll Place	0
Vote by Mail	0
Mail Ballot	0
Total	0
7025278	
Poll Place	0
Vote by Mail	0
Mail Ballot	0
Total	0
7025280	
Poll Place	174
Vote by Mail	174
Mail Ballot	174
Total	174
7030083	
Poll Place	262
Vote by Mail	262
Mail Ballot	262
Total	262
7030303	
Poll Place	294
Vote by Mail	294
Mail Ballot	294
Total	294

Precinct	Yes	No	Total Votes
7025276			
Poll Place	0	0	0
Vote by Mail	0	0	0
Mail Ballot	0	0	0
Total	0	0	0
7025277			
Poll Place	0	0	0
Vote by Mail	0	0	0
Mail Ballot	0	0	0
Total	0	0	0
7025278			
Poll Place	0	0	0
Vote by Mail	0	0	0
Mail Ballot	0	0	0
Total	0	0	0
7025280			
Poll Place	0	0	0
Vote by Mail	0	0	0
Mail Ballot	66 49.25%	68 50.75%	134
Total	66 49.25%	68 50.75%	134
7030083			
Poll Place	0	0	0
Vote by Mail	0	0	0
Mail Ballot	46 24.73%	140 75.27%	186
Total	46 24.73%	140 75.27%	186
7030303			
Poll Place	0	0	0
Vote by Mail	0	0	0
Mail Ballot	60 25.10%	179 74.90%	239
Total	60 25.10%	179 74.90%	239

Precinct	Registered Voters
7030324	
Poll Place	173
Vote by Mail	173
Mail Ballot	173
Total	173
7030327	
Poll Place	44
Vote by Mail	44
Mail Ballot	44
Total	44
7030329	
Poll Place	0
Vote by Mail	0
Mail Ballot	0
Total	0
7030330	
Poll Place	140
Vote by Mail	140
Mail Ballot	140
Total	140
7030331	
Poll Place	95
Vote by Mail	95
Mail Ballot	95
Total	95
7030336	
Poll Place	0
Vote by Mail	0
Mail Ballot	0
Total	0

Precinct	Yes		No		Total Votes
7030324					
Poll Place	0		0		0
Vote by Mail	0		0		0
Mail Ballot	40	46.51%	46	53.49%	86
Total	40	46.51%	46	53.49%	86
7030327					
Poll Place	0		0		0
Vote by Mail	0		0		0
Mail Ballot	6	15.38%	33	84.62%	39
Total	6	15.38%	33	84.62%	39
7030329					
Poll Place	0		0		0
Vote by Mail	0		0		0
Mail Ballot	0		0		0
Total	0		0		0
7030330					
Poll Place	0		0		0
Vote by Mail	0		0		0
Mail Ballot	14	15.22%	78	84.78%	92
Total	14	15.22%	78	84.78%	92
7030331					
Poll Place	0		0		0
Vote by Mail	0		0		0
Mail Ballot	27	46.55%	31	53.45%	58
Total	27	46.55%	31	53.45%	58
7030336					
Poll Place	0		0		0
Vote by Mail	0		0		0
Mail Ballot	0		0		0
Total	0		0		0

Precinct	Registered Voters
7030343	
Poll Place	91
Vote by Mail	91
Mail Ballot	91
Total	91
7030344	
Poll Place	335
Vote by Mail	335
Mail Ballot	335
Total	335
7030357	
Poll Place	0
Vote by Mail	0
Mail Ballot	0
Total	0
7030371	
Poll Place	282
Vote by Mail	282
Mail Ballot	282
Total	282
7030372	
Poll Place	206
Vote by Mail	206
Mail Ballot	206
Total	206
7030395	
Poll Place	1
Vote by Mail	1
Mail Ballot	1
Total	1

Precinct	Yes		No		Total Votes
7030343					
Poll Place	0		0		0
Vote by Mail	0		0		0
Mail Ballot	21	46.67%	24	53.33%	45
Total	21	46.67%	24	53.33%	45
7030344					
Poll Place	0		0		0
Vote by Mail	0		0		0
Mail Ballot	72	40.45%	106	59.55%	178
Total	72	40.45%	106	59.55%	178
7030357					
Poll Place	0		0		0
Vote by Mail	0		0		0
Mail Ballot	0		0		0
Total	0		0		0
7030371					
Poll Place	0		0		0
Vote by Mail	0		0		0
Mail Ballot	83	48.54%	88	51.46%	171
Total	83	48.54%	88	51.46%	171
7030372					
Poll Place	0		0		0
Vote by Mail	0		0		0
Mail Ballot	32	17.98%	146	82.02%	178
Total	32	17.98%	146	82.02%	178
7030395					
Poll Place	0		0		0
Vote by Mail	0		0		0
Mail Ballot	1	100.00%	0	0.00%	1
Total	1	100.00%	0	0.00%	1

Precinct	Registered Voters
7031178	
Poll Place	0
Vote by Mail	0
Mail Ballot	0
Total	0
7031211	
Poll Place	46
Vote by Mail	46
Mail Ballot	46
Total	46
7031212	
Poll Place	253
Vote by Mail	253
Mail Ballot	253
Total	253
7031217	
Poll Place	89
Vote by Mail	89
Mail Ballot	89
Total	89
7031665	
Poll Place	247
Vote by Mail	247
Mail Ballot	247
Total	247
7031740	
Poll Place	127
Vote by Mail	127
Mail Ballot	127
Total	127

Precinct	Yes		No		Total Votes
7031178					
Poll Place	0		0		0
Vote by Mail	0		0		0
Mail Ballot	0		0		0
Total	0		0		0
7031211					
Poll Place	0		0		0
Vote by Mail	0		0		0
Mail Ballot	7	24.14%	22	75.86%	29
Total	7	24.14%	22	75.86%	29
7031212					
Poll Place	0		0		0
Vote by Mail	0		0		0
Mail Ballot	81	61.83%	50	38.17%	131
Total	81	61.83%	50	38.17%	131
7031217					
Poll Place	0		0		0
Vote by Mail	0		0		0
Mail Ballot	14	23.33%	46	76.67%	60
Total	14	23.33%	46	76.67%	60
7031665					
Poll Place	0		0		0
Vote by Mail	0		0		0
Mail Ballot	30	19.11%	127	80.89%	157
Total	30	19.11%	127	80.89%	157
7031740					
Poll Place	0		0		0
Vote by Mail	0		0		0
Mail Ballot	11	14.67%	64	85.33%	75
Total	11	14.67%	64	85.33%	75

Precinct	Registered Voters
7032213	
Poll Place	15
Vote by Mail	15
Mail Ballot	15
Total	15
7032239	
Poll Place	0
Vote by Mail	0
Mail Ballot	0
Total	0
7032253	
Poll Place	50
Vote by Mail	50
Mail Ballot	50
Total	50
7032381	
Poll Place	52
Vote by Mail	52
Mail Ballot	52
Total	52
7032386	
Poll Place	4
Vote by Mail	4
Mail Ballot	4
Total	4
7032387	
Poll Place	149
Vote by Mail	149
Mail Ballot	149
Total	149

Precinct	Yes		No		Total Votes
7032213					
Poll Place	0		0		0
Vote by Mail	0		0		0
Mail Ballot	1	9.09%	10	90.91%	11
Total	1	9.09%	10	90.91%	11
7032239					
Poll Place	0		0		0
Vote by Mail	0		0		0
Mail Ballot	0		0		0
Total	0		0		0
7032253					
Poll Place	0		0		0
Vote by Mail	0		0		0
Mail Ballot	14	51.85%	13	48.15%	27
Total	14	51.85%	13	48.15%	27
7032381					
Poll Place	0		0		0
Vote by Mail	0		0		0
Mail Ballot	9	29.03%	22	70.97%	31
Total	9	29.03%	22	70.97%	31
7032386					
Poll Place	0		0		0
Vote by Mail	0		0		0
Mail Ballot	1	50.00%	1	50.00%	2
Total	1	50.00%	1	50.00%	2
7032387					
Poll Place	0		0		0
Vote by Mail	0		0		0
Mail Ballot	42	49.41%	43	50.59%	85
Total	42	49.41%	43	50.59%	85

Precinct	Registered Voters
7032493	
Poll Place	0
Vote by Mail	0
Mail Ballot	0
Total	0
7032752	
Poll Place	80
Vote by Mail	80
Mail Ballot	80
Total	80
7033210	
Poll Place	306
Vote by Mail	306
Mail Ballot	306
Total	306
7033223	
Poll Place	198
Vote by Mail	198
Mail Ballot	198
Total	198
7033226	
Poll Place	225
Vote by Mail	225
Mail Ballot	225
Total	225
7033491	
Poll Place	256
Vote by Mail	256
Mail Ballot	256
Total	256

Precinct	Yes		No		Total Votes
7032493					
Poll Place	0		0		0
Vote by Mail	0		0		0
Mail Ballot	0		0		0
Total	0		0		0
7032752					
Poll Place	0		0		0
Vote by Mail	0		0		0
Mail Ballot	7	10.94%	57	89.06%	64
Total	7	10.94%	57	89.06%	64
7033210					
Poll Place	0		0		0
Vote by Mail	0		0		0
Mail Ballot	57	26.27%	160	73.73%	217
Total	57	26.27%	160	73.73%	217
7033223					
Poll Place	0		0		0
Vote by Mail	0		0		0
Mail Ballot	48	43.64%	62	56.36%	110
Total	48	43.64%	62	56.36%	110
7033226					
Poll Place	0		0		0
Vote by Mail	0		0		0
Mail Ballot	48	34.04%	93	65.96%	141
Total	48	34.04%	93	65.96%	141
7033491					
Poll Place	0		0		0
Vote by Mail	0		0		0
Mail Ballot	58	54.21%	49	45.79%	107
Total	58	54.21%	49	45.79%	107

Precinct	Registered Voters
7033499	
Poll Place	121
Vote by Mail	121
Mail Ballot	121
Total	121
7035600	
Poll Place	101
Vote by Mail	101
Mail Ballot	101
Total	101
7035639	
Poll Place	67
Vote by Mail	67
Mail Ballot	67
Total	67
7035662	
Poll Place	485
Vote by Mail	485
Mail Ballot	485
Total	485
7035663	
Poll Place	19
Vote by Mail	19
Mail Ballot	19
Total	19
7035670	
Poll Place	0
Vote by Mail	0
Mail Ballot	0
Total	0

Precinct	Yes		No		Total Votes
7033499					
Poll Place	0		0		0
Vote by Mail	0		0		0
Mail Ballot	21	33.87%	41	66.13%	62
Total	21	33.87%	41	66.13%	62
7035600					
Poll Place	0		0		0
Vote by Mail	0		0		0
Mail Ballot	40	48.19%	43	51.81%	83
Total	40	48.19%	43	51.81%	83
7035639					
Poll Place	0		0		0
Vote by Mail	0		0		0
Mail Ballot	13	20.63%	50	79.37%	63
Total	13	20.63%	50	79.37%	63
7035662					
Poll Place	0		0		0
Vote by Mail	0		0		0
Mail Ballot	118	31.64%	255	68.36%	373
Total	118	31.64%	255	68.36%	373
7035663					
Poll Place	0		0		0
Vote by Mail	0		0		0
Mail Ballot	3	25.00%	9	75.00%	12
Total	3	25.00%	9	75.00%	12
7035670					
Poll Place	0		0		0
Vote by Mail	0		0		0
Mail Ballot	0		0		0
Total	0		0		0

Precinct	Registered Voters
7035676	
Poll Place	2
Vote by Mail	2
Mail Ballot	2
Total	2
7035683	
Poll Place	0
Vote by Mail	0
Mail Ballot	0
Total	0
7035685	
Poll Place	38
Vote by Mail	38
Mail Ballot	38
Total	38
7035687	
Poll Place	0
Vote by Mail	0
Mail Ballot	0
Total	0
7035692	
Poll Place	0
Vote by Mail	0
Mail Ballot	0
Total	0
7040140	
Poll Place	34
Vote by Mail	34
Mail Ballot	34
Total	34

Precinct	Yes		No		Total Votes
7035676					
Poll Place	0		0		0
Vote by Mail	0		0		0
Mail Ballot	2	100.00%	0	0.00%	2
Total	2	100.00%	0	0.00%	2
7035683					
Poll Place	0		0		0
Vote by Mail	0		0		0
Mail Ballot	0		0		0
Total	0		0		0
7035685					
Poll Place	0		0		0
Vote by Mail	0		0		0
Mail Ballot	10	90.91%	1	9.09%	11
Total	10	90.91%	1	9.09%	11
7035687					
Poll Place	0		0		0
Vote by Mail	0		0		0
Mail Ballot	0		0		0
Total	0		0		0
7035692					
Poll Place	0		0		0
Vote by Mail	0		0		0
Mail Ballot	0		0		0
Total	0		0		0
7040140					
Poll Place	0		0		0
Vote by Mail	0		0		0
Mail Ballot	7	30.43%	16	69.57%	23
Total	7	30.43%	16	69.57%	23

Precinct	Registered Voters
7040141	
Poll Place	0
Vote by Mail	0
Mail Ballot	0
Total	0
7040142	
Poll Place	51
Vote by Mail	51
Mail Ballot	51
Total	51
7040144	
Poll Place	56
Vote by Mail	56
Mail Ballot	56
Total	56
7040413	
Poll Place	210
Vote by Mail	210
Mail Ballot	210
Total	210
7040437	
Poll Place	2
Vote by Mail	2
Mail Ballot	2
Total	2
7040438	
Poll Place	0
Vote by Mail	0
Mail Ballot	0
Total	0

Precinct	Yes		No		Total Votes
7040141					
Poll Place	0		0		0
Vote by Mail	0		0		0
Mail Ballot	0		0		0
Total	0		0		0
7040142					
Poll Place	0		0		0
Vote by Mail	0		0		0
Mail Ballot	8	23.53%	26	76.47%	34
Total	8	23.53%	26	76.47%	34
7040144					
Poll Place	0		0		0
Vote by Mail	0		0		0
Mail Ballot	19	44.19%	24	55.81%	43
Total	19	44.19%	24	55.81%	43
7040413					
Poll Place	0		0		0
Vote by Mail	0		0		0
Mail Ballot	35	18.72%	152	81.28%	187
Total	35	18.72%	152	81.28%	187
7040437					
Poll Place	0		0		0
Vote by Mail	0		0		0
Mail Ballot	0	0.00%	2	100.00%	2
Total	0	0.00%	2	100.00%	2
7040438					
Poll Place	0		0		0
Vote by Mail	0		0		0
Mail Ballot	0		0		0
Total	0		0		0

Precinct	Registered Voters
7040439	
Poll Place	257
Vote by Mail	257
Mail Ballot	257
Total	257
7040472	
Poll Place	453
Vote by Mail	453
Mail Ballot	453
Total	453
7040478	
Poll Place	489
Vote by Mail	489
Mail Ballot	489
Total	489
7040492	
Poll Place	0
Vote by Mail	0
Mail Ballot	0
Total	0
7041139	
Poll Place	22
Vote by Mail	22
Mail Ballot	22
Total	22
7041143	
Poll Place	66
Vote by Mail	66
Mail Ballot	66
Total	66

Precinct	Yes		No		Total Votes
7040439					
Poll Place	0		0		0
Vote by Mail	0		0		0
Mail Ballot	60	26.91%	163	73.09%	223
Total	60	26.91%	163	73.09%	223
7040472					
Poll Place	0		0		0
Vote by Mail	0		0		0
Mail Ballot	140	42.68%	188	57.32%	328
Total	140	42.68%	188	57.32%	328
7040478					
Poll Place	0		0		0
Vote by Mail	0		0		0
Mail Ballot	144	33.10%	291	66.90%	435
Total	144	33.10%	291	66.90%	435
7040492					
Poll Place	0		0		0
Vote by Mail	0		0		0
Mail Ballot	0		0		0
Total	0		0		0
7041139					
Poll Place	0		0		0
Vote by Mail	0		0		0
Mail Ballot	0	0.00%	18	100.00%	18
Total	0	0.00%	18	100.00%	18
7041143					
Poll Place	0		0		0
Vote by Mail	0		0		0
Mail Ballot	6	12.50%	42	87.50%	48
Total	6	12.50%	42	87.50%	48

Precinct	Registered Voters
7041149	
Poll Place	99
Vote by Mail	99
Mail Ballot	99
Total	99
7041160	
Poll Place	4
Vote by Mail	4
Mail Ballot	4
Total	4
7041241	
Poll Place	173
Vote by Mail	173
Mail Ballot	173
Total	173
7041476	
Poll Place	21
Vote by Mail	21
Mail Ballot	21
Total	21
7041495	
Poll Place	216
Vote by Mail	216
Mail Ballot	216
Total	216
7041496	
Poll Place	12
Vote by Mail	12
Mail Ballot	12
Total	12

Precinct	Yes		No		Total Votes
7041149					
Poll Place	0		0		0
Vote by Mail	0		0		0
Mail Ballot	13	22.41%	45	77.59%	58
Total	13	22.41%	45	77.59%	58
7041160					
Poll Place	0		0		0
Vote by Mail	0		0		0
Mail Ballot	0	0.00%	4	100.00%	4
Total	0	0.00%	4	100.00%	4
7041241					
Poll Place	0		0		0
Vote by Mail	0		0		0
Mail Ballot	26	21.14%	97	78.86%	123
Total	26	21.14%	97	78.86%	123
7041476					
Poll Place	0		0		0
Vote by Mail	0		0		0
Mail Ballot	2	12.50%	14	87.50%	16
Total	2	12.50%	14	87.50%	16
7041495					
Poll Place	0		0		0
Vote by Mail	0		0		0
Mail Ballot	54	29.67%	128	70.33%	182
Total	54	29.67%	128	70.33%	182
7041496					
Poll Place	0		0		0
Vote by Mail	0		0		0
Mail Ballot	1	11.11%	8	88.89%	9
Total	1	11.11%	8	88.89%	9

Precinct	Registered Voters
7041505	
Poll Place	86
Vote by Mail	86
Mail Ballot	86
Total	86
7041507	
Poll Place	0
Vote by Mail	0
Mail Ballot	0
Total	0
7041623	
Poll Place	21
Vote by Mail	21
Mail Ballot	21
Total	21
7041665	
Poll Place	76
Vote by Mail	76
Mail Ballot	76
Total	76
7041769	
Poll Place	240
Vote by Mail	240
Mail Ballot	240
Total	240
7041778	
Poll Place	0
Vote by Mail	0
Mail Ballot	0
Total	0

Precinct	Yes		No		Total Votes
7041505					
Poll Place	0		0		0
Vote by Mail	0		0		0
Mail Ballot	14	18.42%	62	81.58%	76
Total	14	18.42%	62	81.58%	76
7041507					
Poll Place	0		0		0
Vote by Mail	0		0		0
Mail Ballot	0		0		0
Total	0		0		0
7041623					
Poll Place	0		0		0
Vote by Mail	0		0		0
Mail Ballot	3	20.00%	12	80.00%	15
Total	3	20.00%	12	80.00%	15
7041665					
Poll Place	0		0		0
Vote by Mail	0		0		0
Mail Ballot	10	15.15%	56	84.85%	66
Total	10	15.15%	56	84.85%	66
7041769					
Poll Place	0		0		0
Vote by Mail	0		0		0
Mail Ballot	17	10.06%	152	89.94%	169
Total	17	10.06%	152	89.94%	169
7041778					
Poll Place	0		0		0
Vote by Mail	0		0		0
Mail Ballot	0		0		0
Total	0		0		0

Precinct	Registered Voters
7041815	
Poll Place	0
Vote by Mail	0
Mail Ballot	0
Total	0
7041914	
Poll Place	236
Vote by Mail	236
Mail Ballot	236
Total	236
7041930	
Poll Place	50
Vote by Mail	50
Mail Ballot	50
Total	50
7042223	
Poll Place	5
Vote by Mail	5
Mail Ballot	5
Total	5
7042265	
Poll Place	35
Vote by Mail	35
Mail Ballot	35
Total	35
7042427	
Poll Place	44
Vote by Mail	44
Mail Ballot	44
Total	44

Precinct	Yes		No		Total Votes
7041815					
Poll Place	0		0		0
Vote by Mail	0		0		0
Mail Ballot	0		0		0
Total	0		0		0
7041914					
Poll Place	0		0		0
Vote by Mail	0		0		0
Mail Ballot	32	16.08%	167	83.92%	199
Total	32	16.08%	167	83.92%	199
7041930					
Poll Place	0		0		0
Vote by Mail	0		0		0
Mail Ballot	10	27.03%	27	72.97%	37
Total	10	27.03%	27	72.97%	37
7042223					
Poll Place	0		0		0
Vote by Mail	0		0		0
Mail Ballot	0	0.00%	3	100.00%	3
Total	0	0.00%	3	100.00%	3
7042265					
Poll Place	0		0		0
Vote by Mail	0		0		0
Mail Ballot	10	41.67%	14	58.33%	24
Total	10	41.67%	14	58.33%	24
7042427					
Poll Place	0		0		0
Vote by Mail	0		0		0
Mail Ballot	10	35.71%	18	64.29%	28
Total	10	35.71%	18	64.29%	28

Precinct	Registered Voters
7042441	
Poll Place	0
Vote by Mail	0
Mail Ballot	0
Total	0
7042517	
Poll Place	6
Vote by Mail	6
Mail Ballot	6
Total	6
7042521	
Poll Place	32
Vote by Mail	32
Mail Ballot	32
Total	32
7042783	
Poll Place	0
Vote by Mail	0
Mail Ballot	0
Total	0
7042784	
Poll Place	2
Vote by Mail	2
Mail Ballot	2
Total	2
7042785	
Poll Place	0
Vote by Mail	0
Mail Ballot	0
Total	0

Precinct	Yes	No	Total Votes
7042441			
Poll Place	0	0	0
Vote by Mail	0	0	0
Mail Ballot	0	0	0
Total	0	0	0
7042517			
Poll Place	0	0	0
Vote by Mail	0	0	0
Mail Ballot	0 0.00%	4 100.00%	4
Total	0 0.00%	4 100.00%	4
7042521			
Poll Place	0	0	0
Vote by Mail	0	0	0
Mail Ballot	1 4.76%	20 95.24%	21
Total	1 4.76%	20 95.24%	21
7042783			
Poll Place	0	0	0
Vote by Mail	0	0	0
Mail Ballot	0	0	0
Total	0	0	0
7042784			
Poll Place	0	0	0
Vote by Mail	0	0	0
Mail Ballot	1 50.00%	1 50.00%	2
Total	1 50.00%	1 50.00%	2
7042785			
Poll Place	0	0	0
Vote by Mail	0	0	0
Mail Ballot	0	0	0
Total	0	0	0

Precinct	Registered Voters
7042789	
Poll Place	0
Vote by Mail	0
Mail Ballot	0
Total	0
7042910	
Poll Place	0
Vote by Mail	0
Mail Ballot	0
Total	0
7043044	
Poll Place	4
Vote by Mail	4
Mail Ballot	4
Total	4
7043063	
Poll Place	0
Vote by Mail	0
Mail Ballot	0
Total	0
7043101	
Poll Place	0
Vote by Mail	0
Mail Ballot	0
Total	0
7043295	
Poll Place	615
Vote by Mail	615
Mail Ballot	615
Total	615

Precinct	Yes		No		Total Votes
7042789					
Poll Place	0		0		0
Vote by Mail	0		0		0
Mail Ballot	0		0		0
Total	0		0		0
7042910					
Poll Place	0		0		0
Vote by Mail	0		0		0
Mail Ballot	0		0		0
Total	0		0		0
7043044					
Poll Place	0		0		0
Vote by Mail	0		0		0
Mail Ballot	1	50.00%	1	50.00%	2
Total	1	50.00%	1	50.00%	2
7043063					
Poll Place	0		0		0
Vote by Mail	0		0		0
Mail Ballot	0		0		0
Total	0		0		0
7043101					
Poll Place	0		0		0
Vote by Mail	0		0		0
Mail Ballot	0		0		0
Total	0		0		0
7043295					
Poll Place	0		0		0
Vote by Mail	0		0		0
Mail Ballot	114	30.48%	260	69.52%	374
Total	114	30.48%	260	69.52%	374

Precinct	Registered Voters
7043458	
Poll Place	0
Vote by Mail	0
Mail Ballot	0
Total	0
7043561	
Poll Place	227
Vote by Mail	227
Mail Ballot	227
Total	227
7043576	
Poll Place	0
Vote by Mail	0
Mail Ballot	0
Total	0
7044116	
Poll Place	18
Vote by Mail	18
Mail Ballot	18
Total	18
7044120	
Poll Place	314
Vote by Mail	314
Mail Ballot	314
Total	314
7044123	
Poll Place	683
Vote by Mail	683
Mail Ballot	683
Total	683

Precinct	Yes		No		Total Votes
7043458					
Poll Place	0		0		0
Vote by Mail	0		0		0
Mail Ballot	0		0		0
Total	0		0		0
7043561					
Poll Place	0		0		0
Vote by Mail	0		0		0
Mail Ballot	45	34.35%	86	65.65%	131
Total	45	34.35%	86	65.65%	131
7043576					
Poll Place	0		0		0
Vote by Mail	0		0		0
Mail Ballot	0		0		0
Total	0		0		0
7044116					
Poll Place	0		0		0
Vote by Mail	0		0		0
Mail Ballot	2	12.50%	14	87.50%	16
Total	2	12.50%	14	87.50%	16
7044120					
Poll Place	0		0		0
Vote by Mail	0		0		0
Mail Ballot	80	28.99%	196	71.01%	276
Total	80	28.99%	196	71.01%	276
7044123					
Poll Place	0		0		0
Vote by Mail	0		0		0
Mail Ballot	216	38.85%	340	61.15%	556
Total	216	38.85%	340	61.15%	556

Precinct	Registered Voters
7044133	
Poll Place	0
Vote by Mail	0
Mail Ballot	0
Total	0
7050025	
Poll Place	64
Vote by Mail	64
Mail Ballot	64
Total	64
7050030	
Poll Place	191
Vote by Mail	191
Mail Ballot	191
Total	191
7050032	
Poll Place	8
Vote by Mail	8
Mail Ballot	8
Total	8
7050212	
Poll Place	0
Vote by Mail	0
Mail Ballot	0
Total	0
7050220	
Poll Place	182
Vote by Mail	182
Mail Ballot	182
Total	182

Precinct	Yes		No		Total Votes
7044133					
Poll Place	0		0		0
Vote by Mail	0		0		0
Mail Ballot	0		0		0
Total	0		0		0
7050025					
Poll Place	0		0		0
Vote by Mail	0		0		0
Mail Ballot	5	13.51%	32	86.49%	37
Total	5	13.51%	32	86.49%	37
7050030					
Poll Place	0		0		0
Vote by Mail	0		0		0
Mail Ballot	46	47.42%	51	52.58%	97
Total	46	47.42%	51	52.58%	97
7050032					
Poll Place	0		0		0
Vote by Mail	0		0		0
Mail Ballot	0	0.00%	1	100.00%	1
Total	0	0.00%	1	100.00%	1
7050212					
Poll Place	0		0		0
Vote by Mail	0		0		0
Mail Ballot	0		0		0
Total	0		0		0
7050220					
Poll Place	0		0		0
Vote by Mail	0		0		0
Mail Ballot	37	48.68%	39	51.32%	76
Total	37	48.68%	39	51.32%	76

Precinct	Registered Voters
7050221	
Poll Place	251
Vote by Mail	251
Mail Ballot	251
Total	251
7050504	
Poll Place	57
Vote by Mail	57
Mail Ballot	57
Total	57
7050526	
Poll Place	0
Vote by Mail	0
Mail Ballot	0
Total	0
7050529	
Poll Place	2
Vote by Mail	2
Mail Ballot	2
Total	2
7050537	
Poll Place	276
Vote by Mail	276
Mail Ballot	276
Total	276
7050540	
Poll Place	81
Vote by Mail	81
Mail Ballot	81
Total	81

Precinct	Yes		No		Total Votes
7050221					
Poll Place	0		0		0
Vote by Mail	0		0		0
Mail Ballot	55	60.44%	36	39.56%	91
Total	55	60.44%	36	39.56%	91
7050504					
Poll Place	0		0		0
Vote by Mail	0		0		0
Mail Ballot	12	66.67%	6	33.33%	18
Total	12	66.67%	6	33.33%	18
7050526					
Poll Place	0		0		0
Vote by Mail	0		0		0
Mail Ballot	0		0		0
Total	0		0		0
7050529					
Poll Place	0		0		0
Vote by Mail	0		0		0
Mail Ballot	0		0		0
Total	0		0		0
7050537					
Poll Place	0		0		0
Vote by Mail	0		0		0
Mail Ballot	99	60.74%	64	39.26%	163
Total	99	60.74%	64	39.26%	163
7050540					
Poll Place	0		0		0
Vote by Mail	0		0		0
Mail Ballot	19	57.58%	14	42.42%	33
Total	19	57.58%	14	42.42%	33

Precinct	Registered Voters
7050542	
Poll Place	420
Vote by Mail	420
Mail Ballot	420
Total	420
7050546	
Poll Place	0
Vote by Mail	0
Mail Ballot	0
Total	0
7050551	
Poll Place	403
Vote by Mail	403
Mail Ballot	403
Total	403
7050557	
Poll Place	75
Vote by Mail	75
Mail Ballot	75
Total	75
7050561	
Poll Place	227
Vote by Mail	227
Mail Ballot	227
Total	227
7050563	
Poll Place	0
Vote by Mail	0
Mail Ballot	0
Total	0

Precinct	Yes		No		Total Votes
7050542					
Poll Place	0		0		0
Vote by Mail	0		0		0
Mail Ballot	132	55.93%	104	44.07%	236
Total	132	55.93%	104	44.07%	236
7050546					
Poll Place	0		0		0
Vote by Mail	0		0		0
Mail Ballot	0		0		0
Total	0		0		0
7050551					
Poll Place	0		0		0
Vote by Mail	0		0		0
Mail Ballot	126	53.85%	108	46.15%	234
Total	126	53.85%	108	46.15%	234
7050557					
Poll Place	0		0		0
Vote by Mail	0		0		0
Mail Ballot	27	67.50%	13	32.50%	40
Total	27	67.50%	13	32.50%	40
7050561					
Poll Place	0		0		0
Vote by Mail	0		0		0
Mail Ballot	70	55.12%	57	44.88%	127
Total	70	55.12%	57	44.88%	127
7050563					
Poll Place	0		0		0
Vote by Mail	0		0		0
Mail Ballot	0		0		0
Total	0		0		0

Precinct	Registered Voters
7050564	
Poll Place	0
Vote by Mail	0
Mail Ballot	0
Total	0
7050566	
Poll Place	0
Vote by Mail	0
Mail Ballot	0
Total	0
7050573	
Poll Place	0
Vote by Mail	0
Mail Ballot	0
Total	0
7050579	
Poll Place	139
Vote by Mail	139
Mail Ballot	139
Total	139
7050581	
Poll Place	234
Vote by Mail	234
Mail Ballot	234
Total	234
7050582	
Poll Place	29
Vote by Mail	29
Mail Ballot	29
Total	29

Precinct	Yes		No		Total Votes
7050564					
Poll Place	0		0		0
Vote by Mail	0		0		0
Mail Ballot	0		0		0
Total	0		0		0
7050566					
Poll Place	0		0		0
Vote by Mail	0		0		0
Mail Ballot	0		0		0
Total	0		0		0
7050573					
Poll Place	0		0		0
Vote by Mail	0		0		0
Mail Ballot	0		0		0
Total	0		0		0
7050579					
Poll Place	0		0		0
Vote by Mail	0		0		0
Mail Ballot	41	53.25%	36	46.75%	77
Total	41	53.25%	36	46.75%	77
7050581					
Poll Place	0		0		0
Vote by Mail	0		0		0
Mail Ballot	64	59.26%	44	40.74%	108
Total	64	59.26%	44	40.74%	108
7050582					
Poll Place	0		0		0
Vote by Mail	0		0		0
Mail Ballot	7	50.00%	7	50.00%	14
Total	7	50.00%	7	50.00%	14

Precinct	Registered Voters
7050597	
Poll Place	3
Vote by Mail	3
Mail Ballot	3
Total	3
7050702	
Poll Place	236
Vote by Mail	236
Mail Ballot	236
Total	236
7050707	
Poll Place	249
Vote by Mail	249
Mail Ballot	249
Total	249
7050712	
Poll Place	0
Vote by Mail	0
Mail Ballot	0
Total	0
7050713	
Poll Place	355
Vote by Mail	355
Mail Ballot	355
Total	355
7050726	
Poll Place	298
Vote by Mail	298
Mail Ballot	298
Total	298

Precinct	Yes		No		Total Votes
7050597					
Poll Place	0		0		0
Vote by Mail	0		0		0
Mail Ballot	0	0.00%	2	100.00%	2
Total	0	0.00%	2	100.00%	2
7050702					
Poll Place	0		0		0
Vote by Mail	0		0		0
Mail Ballot	72	52.55%	65	47.45%	137
Total	72	52.55%	65	47.45%	137
7050707					
Poll Place	0		0		0
Vote by Mail	0		0		0
Mail Ballot	75	51.72%	70	48.28%	145
Total	75	51.72%	70	48.28%	145
7050712					
Poll Place	0		0		0
Vote by Mail	0		0		0
Mail Ballot	0		0		0
Total	0		0		0
7050713					
Poll Place	0		0		0
Vote by Mail	0		0		0
Mail Ballot	105	48.17%	113	51.83%	218
Total	105	48.17%	113	51.83%	218
7050726					
Poll Place	0		0		0
Vote by Mail	0		0		0
Mail Ballot	81	39.13%	126	60.87%	207
Total	81	39.13%	126	60.87%	207

Precinct	Registered Voters
7050730	
Poll Place	8
Vote by Mail	8
Mail Ballot	8
Total	8
7050732	
Poll Place	74
Vote by Mail	74
Mail Ballot	74
Total	74
7050734	
Poll Place	161
Vote by Mail	161
Mail Ballot	161
Total	161
7050748	
Poll Place	111
Vote by Mail	111
Mail Ballot	111
Total	111
7050749	
Poll Place	141
Vote by Mail	141
Mail Ballot	141
Total	141
7050758	
Poll Place	4
Vote by Mail	4
Mail Ballot	4
Total	4

Precinct	Yes		No		Total Votes
7050730					
Poll Place	0		0		0
Vote by Mail	0		0		0
Mail Ballot	0	0.00%	2	100.00%	2
Total	0	0.00%	2	100.00%	2
7050732					
Poll Place	0		0		0
Vote by Mail	0		0		0
Mail Ballot	12	27.27%	32	72.73%	44
Total	12	27.27%	32	72.73%	44
7050734					
Poll Place	0		0		0
Vote by Mail	0		0		0
Mail Ballot	37	44.05%	47	55.95%	84
Total	37	44.05%	47	55.95%	84
7050748					
Poll Place	0		0		0
Vote by Mail	0		0		0
Mail Ballot	20	44.44%	25	55.56%	45
Total	20	44.44%	25	55.56%	45
7050749					
Poll Place	0		0		0
Vote by Mail	0		0		0
Mail Ballot	41	53.25%	36	46.75%	77
Total	41	53.25%	36	46.75%	77
7050758					
Poll Place	0		0		0
Vote by Mail	0		0		0
Mail Ballot	1	25.00%	3	75.00%	4
Total	1	25.00%	3	75.00%	4

Precinct	Registered Voters
7050759	
Poll Place	20
Vote by Mail	20
Mail Ballot	20
Total	20
7050760	
Poll Place	0
Vote by Mail	0
Mail Ballot	0
Total	0
7050764	
Poll Place	0
Vote by Mail	0
Mail Ballot	0
Total	0
7050769	
Poll Place	0
Vote by Mail	0
Mail Ballot	0
Total	0
7051188	
Poll Place	18
Vote by Mail	18
Mail Ballot	18
Total	18
7051233	
Poll Place	284
Vote by Mail	284
Mail Ballot	284
Total	284

Precinct	Yes		No		Total Votes
7050759					
Poll Place	0		0		0
Vote by Mail	0		0		0
Mail Ballot	2	14.29%	12	85.71%	14
Total	2	14.29%	12	85.71%	14
7050760					
Poll Place	0		0		0
Vote by Mail	0		0		0
Mail Ballot	0		0		0
Total	0		0		0
7050764					
Poll Place	0		0		0
Vote by Mail	0		0		0
Mail Ballot	0		0		0
Total	0		0		0
7050769					
Poll Place	0		0		0
Vote by Mail	0		0		0
Mail Ballot	0		0		0
Total	0		0		0
7051188					
Poll Place	0		0		0
Vote by Mail	0		0		0
Mail Ballot	4	50.00%	4	50.00%	8
Total	4	50.00%	4	50.00%	8
7051233					
Poll Place	0		0		0
Vote by Mail	0		0		0
Mail Ballot	69	40.83%	100	59.17%	169
Total	69	40.83%	100	59.17%	169

Precinct	Registered Voters
7051293	
Poll Place	177
Vote by Mail	177
Mail Ballot	177
Total	177
7051294	
Poll Place	63
Vote by Mail	63
Mail Ballot	63
Total	63
7051295	
Poll Place	15
Vote by Mail	15
Mail Ballot	15
Total	15
7051297	
Poll Place	209
Vote by Mail	209
Mail Ballot	209
Total	209
7051298	
Poll Place	289
Vote by Mail	289
Mail Ballot	289
Total	289
7051490	
Poll Place	7
Vote by Mail	7
Mail Ballot	7
Total	7

Precinct	Yes		No		Total Votes
7051293					
Poll Place	0		0		0
Vote by Mail	0		0		0
Mail Ballot	32	28.57%	80	71.43%	112
Total	32	28.57%	80	71.43%	112
7051294					
Poll Place	0		0		0
Vote by Mail	0		0		0
Mail Ballot	13	92.86%	1	7.14%	14
Total	13	92.86%	1	7.14%	14
7051295					
Poll Place	0		0		0
Vote by Mail	0		0		0
Mail Ballot	0	0.00%	8	100.00%	8
Total	0	0.00%	8	100.00%	8
7051297					
Poll Place	0		0		0
Vote by Mail	0		0		0
Mail Ballot	56	36.84%	96	63.16%	152
Total	56	36.84%	96	63.16%	152
7051298					
Poll Place	0		0		0
Vote by Mail	0		0		0
Mail Ballot	57	37.01%	97	62.99%	154
Total	57	37.01%	97	62.99%	154
7051490					
Poll Place	0		0		0
Vote by Mail	0		0		0
Mail Ballot	1	33.33%	2	66.67%	3
Total	1	33.33%	2	66.67%	3

Precinct	Registered Voters
7051494	
Poll Place	5
Vote by Mail	5
Mail Ballot	5
Total	5
7051679	
Poll Place	71
Vote by Mail	71
Mail Ballot	71
Total	71
7051704	
Poll Place	70
Vote by Mail	70
Mail Ballot	70
Total	70
7051739	
Poll Place	178
Vote by Mail	178
Mail Ballot	178
Total	178
7051751	
Poll Place	332
Vote by Mail	332
Mail Ballot	332
Total	332
7051779	
Poll Place	0
Vote by Mail	0
Mail Ballot	0
Total	0

Precinct	Yes		No		Total Votes
7051494					
Poll Place	0		0		0
Vote by Mail	0		0		0
Mail Ballot	1	33.33%	2	66.67%	3
Total	1	33.33%	2	66.67%	3
7051679					
Poll Place	0		0		0
Vote by Mail	0		0		0
Mail Ballot	11	50.00%	11	50.00%	22
Total	11	50.00%	11	50.00%	22
7051704					
Poll Place	0		0		0
Vote by Mail	0		0		0
Mail Ballot	12	32.43%	25	67.57%	37
Total	12	32.43%	25	67.57%	37
7051739					
Poll Place	0		0		0
Vote by Mail	0		0		0
Mail Ballot	31	27.43%	82	72.57%	113
Total	31	27.43%	82	72.57%	113
7051751					
Poll Place	0		0		0
Vote by Mail	0		0		0
Mail Ballot	79	44.63%	98	55.37%	177
Total	79	44.63%	98	55.37%	177
7051779					
Poll Place	0		0		0
Vote by Mail	0		0		0
Mail Ballot	0		0		0
Total	0		0		0

Precinct	Registered Voters
7051972	
Poll Place	7
Vote by Mail	7
Mail Ballot	7
Total	7
7052140	
Poll Place	203
Vote by Mail	203
Mail Ballot	203
Total	203
7052142	
Poll Place	9
Vote by Mail	9
Mail Ballot	9
Total	9
7052143	
Poll Place	139
Vote by Mail	139
Mail Ballot	139
Total	139
7052272	
Poll Place	14
Vote by Mail	14
Mail Ballot	14
Total	14
7052770	
Poll Place	178
Vote by Mail	178
Mail Ballot	178
Total	178

Precinct	Yes		No		Total Votes
7051972					
Poll Place	0		0		0
Vote by Mail	0		0		0
Mail Ballot	1	25.00%	3	75.00%	4
Total	1	25.00%	3	75.00%	4
7052140					
Poll Place	0		0		0
Vote by Mail	0		0		0
Mail Ballot	41	31.54%	89	68.46%	130
Total	41	31.54%	89	68.46%	130
7052142					
Poll Place	0		0		0
Vote by Mail	0		0		0
Mail Ballot	3	50.00%	3	50.00%	6
Total	3	50.00%	3	50.00%	6
7052143					
Poll Place	0		0		0
Vote by Mail	0		0		0
Mail Ballot	27	31.40%	59	68.60%	86
Total	27	31.40%	59	68.60%	86
7052272					
Poll Place	0		0		0
Vote by Mail	0		0		0
Mail Ballot	1	33.33%	2	66.67%	3
Total	1	33.33%	2	66.67%	3
7052770					
Poll Place	0		0		0
Vote by Mail	0		0		0
Mail Ballot	34	50.00%	34	50.00%	68
Total	34	50.00%	34	50.00%	68

Precinct	Registered Voters
7053012	
Poll Place	114
Vote by Mail	114
Mail Ballot	114
Total	114
7053449	
Poll Place	11
Vote by Mail	11
Mail Ballot	11
Total	11
7053495	
Poll Place	0
Vote by Mail	0
Mail Ballot	0
Total	0
7053752	
Poll Place	10
Vote by Mail	10
Mail Ballot	10
Total	10
7053765	
Poll Place	2
Vote by Mail	2
Mail Ballot	2
Total	2
Kern County - Total	425,526
Cumulative	
Cumulative	
Poll Place	0
Vote by Mail	0
Mail Ballot	0
Total	0

Precinct	Yes		No		Total Votes
7053012					
Poll Place	0		0		0
Vote by Mail	0		0		0
Mail Ballot	33	53.23%	29	46.77%	62
Total	33	53.23%	29	46.77%	62
7053449					
Poll Place	0		0		0
Vote by Mail	0		0		0
Mail Ballot	2	22.22%	7	77.78%	9
Total	2	22.22%	7	77.78%	9
7053495					
Poll Place	0		0		0
Vote by Mail	0		0		0
Mail Ballot	0		0		0
Total	0		0		0
7053752					
Poll Place	0		0		0
Vote by Mail	0		0		0
Mail Ballot	2	25.00%	6	75.00%	8
Total	2	25.00%	6	75.00%	8
7053765					
Poll Place	0		0		0
Vote by Mail	0		0		0
Mail Ballot	1	50.00%	1	50.00%	2
Total	1	50.00%	1	50.00%	2
Kern County - Total	106,484	35.26%	195,476	64.74%	301,960
Cumulative					
Cumulative					
Poll Place	0		0		0
Vote by Mail	0		0		0
Mail Ballot	0		0		0
Total	0		0		0

Precinct	Registered Voters
Cumulative - Total	0
County - Total	425,526

Precinct	Yes		No		Total Votes
Cumulative - Total	0		0		0
County - Total	106,484	35.26%	195,476	64.74%	301,960

PROPOSITION 16 (Vote for 1)

Precinct	Registered Voters
County	
Kern County	
0011155	
Poll Place	1,261
Vote by Mail	1,261
Mail Ballot	1,261
Total	1,261
0011190	
Poll Place	1,610
Vote by Mail	1,610
Mail Ballot	1,610
Total	1,610
0011195	
Poll Place	1,366
Vote by Mail	1,366
Mail Ballot	1,366
Total	1,366
0011530	
Poll Place	929
Vote by Mail	929
Mail Ballot	929
Total	929
0011540	
Poll Place	1,054
Vote by Mail	1,054
Mail Ballot	1,054
Total	1,054

Precinct	Yes		No		Total Votes
County					
Kern County					
0011155					
Poll Place	31	14.42%	184	85.58%	215
Vote by Mail	125	17.12%	605	82.88%	730
Mail Ballot	0		0		0
Total	156	16.51%	789	83.49%	945
0011190					
Poll Place	33	19.76%	134	80.24%	167
Vote by Mail	186	17.63%	869	82.37%	1,055
Mail Ballot	0		0		0
Total	219	17.92%	1,003	82.08%	1,222
0011195					
Poll Place	21	8.37%	230	91.63%	251
Vote by Mail	121	12.23%	868	87.77%	989
Mail Ballot	0		0		0
Total	142	11.45%	1,098	88.55%	1,240
0011530					
Poll Place	37	45.68%	44	54.32%	81
Vote by Mail	261	57.24%	195	42.76%	456
Mail Ballot	0		0		0
Total	298	55.49%	239	44.51%	537
0011540					
Poll Place	31	45.59%	37	54.41%	68
Vote by Mail	246	48.33%	263	51.67%	509
Mail Ballot	0		0		0
Total	277	48.01%	300	51.99%	577

Precinct	Registered Voters
0011546	
Poll Place	1,123
Vote by Mail	1,123
Mail Ballot	1,123
Total	1,123
0011548	
Poll Place	1,615
Vote by Mail	1,615
Mail Ballot	1,615
Total	1,615
0011550	
Poll Place	1,408
Vote by Mail	1,408
Mail Ballot	1,408
Total	1,408
0011552	
Poll Place	1,346
Vote by Mail	1,346
Mail Ballot	1,346
Total	1,346
0011554	
Poll Place	1,660
Vote by Mail	1,660
Mail Ballot	1,660
Total	1,660
0011557	
Poll Place	1,632
Vote by Mail	1,632
Mail Ballot	1,632
Total	1,632

Precinct	Yes		No		Total Votes
0011546					
Poll Place	39	44.83%	48	55.17%	87
Vote by Mail	274	49.02%	285	50.98%	559
Mail Ballot	0		0		0
Total	313	48.45%	333	51.55%	646
0011548					
Poll Place	39	36.79%	67	63.21%	106
Vote by Mail	463	43.68%	597	56.32%	1,060
Mail Ballot	0		0		0
Total	502	43.05%	664	56.95%	1,166
0011550					
Poll Place	32	39.51%	49	60.49%	81
Vote by Mail	397	47.15%	445	52.85%	842
Mail Ballot	0		0		0
Total	429	46.48%	494	53.52%	923
0011552					
Poll Place	57	53.77%	49	46.23%	106
Vote by Mail	314	44.54%	391	55.46%	705
Mail Ballot	0		0		0
Total	371	45.75%	440	54.25%	811
0011554					
Poll Place	61	45.86%	72	54.14%	133
Vote by Mail	413	52.48%	374	47.52%	787
Mail Ballot	0		0		0
Total	474	51.52%	446	48.48%	920
0011557					
Poll Place	42	36.21%	74	63.79%	116
Vote by Mail	381	46.41%	440	53.59%	821
Mail Ballot	0		0		0
Total	423	45.14%	514	54.86%	937

Precinct	Registered Voters
0011570	
Poll Place	1,087
Vote by Mail	1,087
Mail Ballot	1,087
Total	1,087
0011580	
Poll Place	1,070
Vote by Mail	1,070
Mail Ballot	1,070
Total	1,070
0011610	
Poll Place	882
Vote by Mail	882
Mail Ballot	882
Total	882
0011626	
Poll Place	1,859
Vote by Mail	1,859
Mail Ballot	1,859
Total	1,859
0011725	
Poll Place	1,209
Vote by Mail	1,209
Mail Ballot	1,209
Total	1,209
0011990	
Poll Place	836
Vote by Mail	836
Mail Ballot	836
Total	836

Precinct	Yes		No		Total Votes
0011570					
Poll Place	48	41.03%	69	58.97%	117
Vote by Mail	261	47.98%	283	52.02%	544
Mail Ballot	0		0		0
Total	309	46.75%	352	53.25%	661
0011580					
Poll Place	36	38.71%	57	61.29%	93
Vote by Mail	270	45.30%	326	54.70%	596
Mail Ballot	0		0		0
Total	306	44.41%	383	55.59%	689
0011610					
Poll Place	47	45.63%	56	54.37%	103
Vote by Mail	188	39.25%	291	60.75%	479
Mail Ballot	0		0		0
Total	235	40.38%	347	59.62%	582
0011626					
Poll Place	45	43.27%	59	56.73%	104
Vote by Mail	551	47.34%	613	52.66%	1,164
Mail Ballot	0		0		0
Total	596	47.00%	672	53.00%	1,268
0011725					
Poll Place	23	14.56%	135	85.44%	158
Vote by Mail	157	19.38%	653	80.62%	810
Mail Ballot	0		0		0
Total	180	18.60%	788	81.40%	968
0011990					
Poll Place	14	7.87%	164	92.13%	178
Vote by Mail	105	20.96%	396	79.04%	501
Mail Ballot	0		0		0
Total	119	17.53%	560	82.47%	679

Precinct	Registered Voters
0011991	
Poll Place	876
Vote by Mail	876
Mail Ballot	876
Total	876
0012171	
Poll Place	945
Vote by Mail	945
Mail Ballot	945
Total	945
0012173	
Poll Place	667
Vote by Mail	667
Mail Ballot	667
Total	667
0012505	
Poll Place	1,106
Vote by Mail	1,106
Mail Ballot	1,106
Total	1,106
0012591	
Poll Place	1,253
Vote by Mail	1,253
Mail Ballot	1,253
Total	1,253
0012592	
Poll Place	1,136
Vote by Mail	1,136
Mail Ballot	1,136
Total	1,136

Precinct	Yes		No		Total Votes
0011991					
Poll Place	11	5.42%	192	94.58%	203
Vote by Mail	80	16.19%	414	83.81%	494
Mail Ballot	0		0		0
Total	91	13.06%	606	86.94%	697
0012171					
Poll Place	16	15.09%	90	84.91%	106
Vote by Mail	89	16.30%	457	83.70%	546
Mail Ballot	0		0		0
Total	105	16.10%	547	83.90%	652
0012173					
Poll Place	13	10.48%	111	89.52%	124
Vote by Mail	61	15.44%	334	84.56%	395
Mail Ballot	0		0		0
Total	74	14.26%	445	85.74%	519
0012505					
Poll Place	24	14.63%	140	85.37%	164
Vote by Mail	96	13.17%	633	86.83%	729
Mail Ballot	0		0		0
Total	120	13.44%	773	86.56%	893
0012591					
Poll Place	65	38.92%	102	61.08%	167
Vote by Mail	254	45.52%	304	54.48%	558
Mail Ballot	0		0		0
Total	319	44.00%	406	56.00%	725
0012592					
Poll Place	26	27.37%	69	72.63%	95
Vote by Mail	215	38.95%	337	61.05%	552
Mail Ballot	0		0		0
Total	241	37.25%	406	62.75%	647

Precinct	Registered Voters
0012593	
Poll Place	1,820
Vote by Mail	1,820
Mail Ballot	1,820
Total	1,820
0012620	
Poll Place	1,480
Vote by Mail	1,480
Mail Ballot	1,480
Total	1,480
0012622	
Poll Place	1,303
Vote by Mail	1,303
Mail Ballot	1,303
Total	1,303
0012623	
Poll Place	1,824
Vote by Mail	1,824
Mail Ballot	1,824
Total	1,824
0012650	
Poll Place	1,338
Vote by Mail	1,338
Mail Ballot	1,338
Total	1,338
0012670	
Poll Place	1,586
Vote by Mail	1,586
Mail Ballot	1,586
Total	1,586

Precinct	Yes		No		Total Votes
0012593					
Poll Place	70	35.71%	126	64.29%	196
Vote by Mail	396	42.67%	532	57.33%	928
Mail Ballot	0		0		0
Total	466	41.46%	658	58.54%	1,124
0012620					
Poll Place	19	11.31%	149	88.69%	168
Vote by Mail	180	20.32%	706	79.68%	886
Mail Ballot	0		0		0
Total	199	18.88%	855	81.12%	1,054
0012622					
Poll Place	12	9.45%	115	90.55%	127
Vote by Mail	110	12.99%	737	87.01%	847
Mail Ballot	0		0		0
Total	122	12.53%	852	87.47%	974
0012623					
Poll Place	28	9.56%	265	90.44%	293
Vote by Mail	181	17.03%	882	82.97%	1,063
Mail Ballot	0		0		0
Total	209	15.41%	1,147	84.59%	1,356
0012650					
Poll Place	10	7.04%	132	92.96%	142
Vote by Mail	118	12.50%	826	87.50%	944
Mail Ballot	0		0		0
Total	128	11.79%	958	88.21%	1,086
0012670					
Poll Place	23	10.27%	201	89.73%	224
Vote by Mail	151	15.50%	823	84.50%	974
Mail Ballot	0		0		0
Total	174	14.52%	1,024	85.48%	1,198

Precinct	Registered Voters
0012709	
Poll Place	1,124
Vote by Mail	1,124
Mail Ballot	1,124
Total	1,124
0012921	
Poll Place	1,809
Vote by Mail	1,809
Mail Ballot	1,809
Total	1,809
0012922	
Poll Place	863
Vote by Mail	863
Mail Ballot	863
Total	863
0012923	
Poll Place	933
Vote by Mail	933
Mail Ballot	933
Total	933
0012924	
Poll Place	1,620
Vote by Mail	1,620
Mail Ballot	1,620
Total	1,620
0012925	
Poll Place	1,566
Vote by Mail	1,566
Mail Ballot	1,566
Total	1,566

Precinct	Yes		No		Total Votes
0012709					
Poll Place	21	13.21%	138	86.79%	159
Vote by Mail	126	17.90%	578	82.10%	704
Mail Ballot	0		0		0
Total	147	17.03%	716	82.97%	863
0012921					
Poll Place	37	21.14%	138	78.86%	175
Vote by Mail	299	25.21%	887	74.79%	1,186
Mail Ballot	0		0		0
Total	336	24.69%	1,025	75.31%	1,361
0012922					
Poll Place	9	10.11%	80	89.89%	89
Vote by Mail	133	22.28%	464	77.72%	597
Mail Ballot	0		0		0
Total	142	20.70%	544	79.30%	686
0012923					
Poll Place	13	14.61%	76	85.39%	89
Vote by Mail	135	23.73%	434	76.27%	569
Mail Ballot	0		0		0
Total	148	22.49%	510	77.51%	658
0012924					
Poll Place	22	12.94%	148	87.06%	170
Vote by Mail	268	23.30%	882	76.70%	1,150
Mail Ballot	0		0		0
Total	290	21.97%	1,030	78.03%	1,320
0012925					
Poll Place	33	18.23%	148	81.77%	181
Vote by Mail	241	25.61%	700	74.39%	941
Mail Ballot	0		0		0
Total	274	24.42%	848	75.58%	1,122

Precinct	Registered Voters
0012927	
Poll Place	1,087
Vote by Mail	1,087
Mail Ballot	1,087
Total	1,087
0012928	
Poll Place	1,816
Vote by Mail	1,816
Mail Ballot	1,816
Total	1,816
0012929	
Poll Place	1,479
Vote by Mail	1,479
Mail Ballot	1,479
Total	1,479
0012933	
Poll Place	1,583
Vote by Mail	1,583
Mail Ballot	1,583
Total	1,583
0012934	
Poll Place	889
Vote by Mail	889
Mail Ballot	889
Total	889
0012935	
Poll Place	1,111
Vote by Mail	1,111
Mail Ballot	1,111
Total	1,111

Precinct	Yes		No		Total Votes
0012927					
Poll Place	23	14.65%	134	85.35%	157
Vote by Mail	131	18.69%	570	81.31%	701
Mail Ballot	0		0		0
Total	154	17.95%	704	82.05%	858
0012928					
Poll Place	24	14.55%	141	85.45%	165
Vote by Mail	283	24.09%	892	75.91%	1,175
Mail Ballot	0		0		0
Total	307	22.91%	1,033	77.09%	1,340
0012929					
Poll Place	20	12.42%	141	87.58%	161
Vote by Mail	221	22.08%	780	77.92%	1,001
Mail Ballot	0		0		0
Total	241	20.74%	921	79.26%	1,162
0012933					
Poll Place	29	16.67%	145	83.33%	174
Vote by Mail	228	19.62%	934	80.38%	1,162
Mail Ballot	0		0		0
Total	257	19.24%	1,079	80.76%	1,336
0012934					
Poll Place	16	13.11%	106	86.89%	122
Vote by Mail	95	17.82%	438	82.18%	533
Mail Ballot	0		0		0
Total	111	16.95%	544	83.05%	655
0012935					
Poll Place	19	20.43%	74	79.57%	93
Vote by Mail	170	20.38%	664	79.62%	834
Mail Ballot	0		0		0
Total	189	20.39%	738	79.61%	927

Precinct	Registered Voters
0012941	
Poll Place	1,522
Vote by Mail	1,522
Mail Ballot	1,522
Total	1,522
0012996	
Poll Place	838
Vote by Mail	838
Mail Ballot	838
Total	838
0013070	
Poll Place	937
Vote by Mail	937
Mail Ballot	937
Total	937
0013072	
Poll Place	742
Vote by Mail	742
Mail Ballot	742
Total	742
0013076	
Poll Place	478
Vote by Mail	478
Mail Ballot	478
Total	478
0013078	
Poll Place	760
Vote by Mail	760
Mail Ballot	760
Total	760

Precinct	Yes		No		Total Votes
0012941					
Poll Place	18	14.88%	103	85.12%	121
Vote by Mail	205	19.85%	828	80.15%	1,033
Mail Ballot	0		0		0
Total	223	19.32%	931	80.68%	1,154
0012996					
Poll Place	14	13.46%	90	86.54%	104
Vote by Mail	144	24.08%	454	75.92%	598
Mail Ballot	0		0		0
Total	158	22.51%	544	77.49%	702
0013070					
Poll Place	9	13.04%	60	86.96%	69
Vote by Mail	110	15.36%	606	84.64%	716
Mail Ballot	0		0		0
Total	119	15.16%	666	84.84%	785
0013072					
Poll Place	3	4.29%	67	95.71%	70
Vote by Mail	87	15.85%	462	84.15%	549
Mail Ballot	0		0		0
Total	90	14.54%	529	85.46%	619
0013076					
Poll Place	9	11.84%	67	88.16%	76
Vote by Mail	48	16.33%	246	83.67%	294
Mail Ballot	0		0		0
Total	57	15.41%	313	84.59%	370
0013078					
Poll Place	18	11.61%	137	88.39%	155
Vote by Mail	85	20.63%	327	79.37%	412
Mail Ballot	0		0		0
Total	103	18.17%	464	81.83%	567

Precinct	Registered Voters
0013100	
Poll Place	1,461
Vote by Mail	1,461
Mail Ballot	1,461
Total	1,461
0013107	
Poll Place	1,295
Vote by Mail	1,295
Mail Ballot	1,295
Total	1,295
0013110	
Poll Place	1,486
Vote by Mail	1,486
Mail Ballot	1,486
Total	1,486
0013120	
Poll Place	1,245
Vote by Mail	1,245
Mail Ballot	1,245
Total	1,245
0013129	
Poll Place	861
Vote by Mail	861
Mail Ballot	861
Total	861
0013194	
Poll Place	535
Vote by Mail	535
Mail Ballot	535
Total	535

Precinct	Yes		No		Total Votes
0013100					
Poll Place	45	30.41%	103	69.59%	148
Vote by Mail	214	26.52%	593	73.48%	807
Mail Ballot	0		0		0
Total	259	27.12%	696	72.88%	955
0013107					
Poll Place	45	36.29%	79	63.71%	124
Vote by Mail	242	37.64%	401	62.36%	643
Mail Ballot	0		0		0
Total	287	37.42%	480	62.58%	767
0013110					
Poll Place	52	28.89%	128	71.11%	180
Vote by Mail	235	28.01%	604	71.99%	839
Mail Ballot	0		0		0
Total	287	28.16%	732	71.84%	1,019
0013120					
Poll Place	39	25.66%	113	74.34%	152
Vote by Mail	199	28.63%	496	71.37%	695
Mail Ballot	0		0		0
Total	238	28.10%	609	71.90%	847
0013129					
Poll Place	31	34.07%	60	65.93%	91
Vote by Mail	166	35.62%	300	64.38%	466
Mail Ballot	0		0		0
Total	197	35.37%	360	64.63%	557
0013194					
Poll Place	3	4.76%	60	95.24%	63
Vote by Mail	67	19.59%	275	80.41%	342
Mail Ballot	0		0		0
Total	70	17.28%	335	82.72%	405

Precinct	Registered Voters
0015106	
Poll Place	1,590
Vote by Mail	1,590
Mail Ballot	1,590
Total	1,590
0015109	
Poll Place	976
Vote by Mail	976
Mail Ballot	976
Total	976
0015110	
Poll Place	881
Vote by Mail	881
Mail Ballot	881
Total	881
0015113	
Poll Place	1,121
Vote by Mail	1,121
Mail Ballot	1,121
Total	1,121
0015114	
Poll Place	797
Vote by Mail	797
Mail Ballot	797
Total	797
0015123	
Poll Place	1,080
Vote by Mail	1,080
Mail Ballot	1,080
Total	1,080

Precinct	Yes		No		Total Votes
0015106					
Poll Place	18	13.53%	115	86.47%	133
Vote by Mail	304	23.81%	973	76.19%	1,277
Mail Ballot	0		0		0
Total	322	22.84%	1,088	77.16%	1,410
0015109					
Poll Place	10	11.49%	77	88.51%	87
Vote by Mail	165	22.73%	561	77.27%	726
Mail Ballot	0		0		0
Total	175	21.53%	638	78.47%	813
0015110					
Poll Place	2	9.09%	20	90.91%	22
Vote by Mail	105	13.50%	673	86.50%	778
Mail Ballot	0		0		0
Total	107	13.38%	693	86.63%	800
0015113					
Poll Place	14	8.92%	143	91.08%	157
Vote by Mail	161	20.64%	619	79.36%	780
Mail Ballot	0		0		0
Total	175	18.68%	762	81.32%	937
0015114					
Poll Place	12	13.19%	79	86.81%	91
Vote by Mail	139	25.74%	401	74.26%	540
Mail Ballot	0		0		0
Total	151	23.93%	480	76.07%	631
0015123					
Poll Place	16	10.26%	140	89.74%	156
Vote by Mail	153	21.73%	551	78.27%	704
Mail Ballot	0		0		0
Total	169	19.65%	691	80.35%	860

Precinct	Registered Voters
0015124	
Poll Place	1,123
Vote by Mail	1,123
Mail Ballot	1,123
Total	1,123
0015132	
Poll Place	1,049
Vote by Mail	1,049
Mail Ballot	1,049
Total	1,049
0015133	
Poll Place	927
Vote by Mail	927
Mail Ballot	927
Total	927
0015135	
Poll Place	1,146
Vote by Mail	1,146
Mail Ballot	1,146
Total	1,146
0020121	
Poll Place	730
Vote by Mail	730
Mail Ballot	730
Total	730
0020232	
Poll Place	735
Vote by Mail	735
Mail Ballot	735
Total	735

Precinct	Yes		No		Total Votes
0015124					
Poll Place	14	12.07%	102	87.93%	116
Vote by Mail	145	17.95%	663	82.05%	808
Mail Ballot	0		0		0
Total	159	17.21%	765	82.79%	924
0015132					
Poll Place	9	11.54%	69	88.46%	78
Vote by Mail	183	22.43%	633	77.57%	816
Mail Ballot	0		0		0
Total	192	21.48%	702	78.52%	894
0015133					
Poll Place	10	7.09%	131	92.91%	141
Vote by Mail	123	19.52%	507	80.48%	630
Mail Ballot	0		0		0
Total	133	17.25%	638	82.75%	771
0015135					
Poll Place	29	23.58%	94	76.42%	123
Vote by Mail	258	33.77%	506	66.23%	764
Mail Ballot	0		0		0
Total	287	32.36%	600	67.64%	887
0020121					
Poll Place	24	16.00%	126	84.00%	150
Vote by Mail	89	25.07%	266	74.93%	355
Mail Ballot	0		0		0
Total	113	22.38%	392	77.62%	505
0020232					
Poll Place	24	30.38%	55	69.62%	79
Vote by Mail	167	44.18%	211	55.82%	378
Mail Ballot	0		0		0
Total	191	41.79%	266	58.21%	457

Precinct	Registered Voters
0020236	
Poll Place	1,561
Vote by Mail	1,561
Mail Ballot	1,561
Total	1,561
0020243	
Poll Place	1,601
Vote by Mail	1,601
Mail Ballot	1,601
Total	1,601
0020245	
Poll Place	1,507
Vote by Mail	1,507
Mail Ballot	1,507
Total	1,507
0020246	
Poll Place	1,070
Vote by Mail	1,070
Mail Ballot	1,070
Total	1,070
0020248	
Poll Place	631
Vote by Mail	631
Mail Ballot	631
Total	631
0020249	
Poll Place	893
Vote by Mail	893
Mail Ballot	893
Total	893

Precinct	Yes		No		Total Votes
0020236					
Poll Place	46	44.66%	57	55.34%	103
Vote by Mail	297	41.95%	411	58.05%	708
Mail Ballot	0		0		0
Total	343	42.29%	468	57.71%	811
0020243					
Poll Place	39	32.77%	80	67.23%	119
Vote by Mail	377	39.31%	582	60.69%	959
Mail Ballot	0		0		0
Total	416	38.59%	662	61.41%	1,078
0020245					
Poll Place	47	40.87%	68	59.13%	115
Vote by Mail	322	41.82%	448	58.18%	770
Mail Ballot	0		0		0
Total	369	41.69%	516	58.31%	885
0020246					
Poll Place	50	38.76%	79	61.24%	129
Vote by Mail	213	38.66%	338	61.34%	551
Mail Ballot	0		0		0
Total	263	38.68%	417	61.32%	680
0020248					
Poll Place	23	35.38%	42	64.62%	65
Vote by Mail	161	50.47%	158	49.53%	319
Mail Ballot	0		0		0
Total	184	47.92%	200	52.08%	384
0020249					
Poll Place	25	44.64%	31	55.36%	56
Vote by Mail	176	30.82%	395	69.18%	571
Mail Ballot	0		0		0
Total	201	32.06%	426	67.94%	627

Precinct	Registered Voters
0020253	
Poll Place	681
Vote by Mail	681
Mail Ballot	681
Total	681
0020254	
Poll Place	1,589
Vote by Mail	1,589
Mail Ballot	1,589
Total	1,589
0020256	
Poll Place	1,566
Vote by Mail	1,566
Mail Ballot	1,566
Total	1,566
0020257	
Poll Place	724
Vote by Mail	724
Mail Ballot	724
Total	724
0020260	
Poll Place	968
Vote by Mail	968
Mail Ballot	968
Total	968
0020262	
Poll Place	764
Vote by Mail	764
Mail Ballot	764
Total	764

Precinct	Yes		No		Total Votes
0020253					
Poll Place	25	33.33%	50	66.67%	75
Vote by Mail	117	34.21%	225	65.79%	342
Mail Ballot	0		0		0
Total	142	34.05%	275	65.95%	417
0020254					
Poll Place	41	23.03%	137	76.97%	178
Vote by Mail	283	33.29%	567	66.71%	850
Mail Ballot	0		0		0
Total	324	31.52%	704	68.48%	1,028
0020256					
Poll Place	33	23.57%	107	76.43%	140
Vote by Mail	428	41.67%	599	58.33%	1,027
Mail Ballot	0		0		0
Total	461	39.50%	706	60.50%	1,167
0020257					
Poll Place	32	40.00%	48	60.00%	80
Vote by Mail	166	43.23%	218	56.77%	384
Mail Ballot	0		0		0
Total	198	42.67%	266	57.33%	464
0020260					
Poll Place	28	33.73%	55	66.27%	83
Vote by Mail	216	38.37%	347	61.63%	563
Mail Ballot	0		0		0
Total	244	37.77%	402	62.23%	646
0020262					
Poll Place	30	28.85%	74	71.15%	104
Vote by Mail	172	35.83%	308	64.17%	480
Mail Ballot	0		0		0
Total	202	34.59%	382	65.41%	584

Precinct	Registered Voters
0020263	
Poll Place	889
Vote by Mail	889
Mail Ballot	889
Total	889
0020271	
Poll Place	1,447
Vote by Mail	1,447
Mail Ballot	1,447
Total	1,447
0020272	
Poll Place	1,459
Vote by Mail	1,459
Mail Ballot	1,459
Total	1,459
0020282	
Poll Place	1,210
Vote by Mail	1,210
Mail Ballot	1,210
Total	1,210
0020283	
Poll Place	2,570
Vote by Mail	2,570
Mail Ballot	2,570
Total	2,570
0020284	
Poll Place	908
Vote by Mail	908
Mail Ballot	908
Total	908

Precinct	Yes		No		Total Votes
0020263					
Poll Place	27	35.53%	49	64.47%	76
Vote by Mail	241	44.22%	304	55.78%	545
Mail Ballot	0		0		0
Total	268	43.16%	353	56.84%	621
0020271					
Poll Place	46	36.22%	81	63.78%	127
Vote by Mail	321	38.26%	518	61.74%	839
Mail Ballot	0		0		0
Total	367	37.99%	599	62.01%	966
0020272					
Poll Place	38	44.19%	48	55.81%	86
Vote by Mail	374	43.44%	487	56.56%	861
Mail Ballot	0		0		0
Total	412	43.51%	535	56.49%	947
0020282					
Poll Place	40	27.78%	104	72.22%	144
Vote by Mail	276	36.22%	486	63.78%	762
Mail Ballot	0		0		0
Total	316	34.88%	590	65.12%	906
0020283					
Poll Place	72	39.78%	109	60.22%	181
Vote by Mail	720	43.74%	926	56.26%	1,646
Mail Ballot	0		0		0
Total	792	43.35%	1,035	56.65%	1,827
0020284					
Poll Place	37	38.95%	58	61.05%	95
Vote by Mail	185	36.85%	317	63.15%	502
Mail Ballot	0		0		0
Total	222	37.19%	375	62.81%	597

Precinct	Registered Voters
0020286	
Poll Place	1,505
Vote by Mail	1,505
Mail Ballot	1,505
Total	1,505
0020288	
Poll Place	924
Vote by Mail	924
Mail Ballot	924
Total	924
0020289	
Poll Place	1,429
Vote by Mail	1,429
Mail Ballot	1,429
Total	1,429
0020294	
Poll Place	1,168
Vote by Mail	1,168
Mail Ballot	1,168
Total	1,168
0020298	
Poll Place	1,210
Vote by Mail	1,210
Mail Ballot	1,210
Total	1,210
0021143	
Poll Place	1,124
Vote by Mail	1,124
Mail Ballot	1,124
Total	1,124

Precinct	Yes		No		Total Votes
0020286					
Poll Place	48	39.34%	74	60.66%	122
Vote by Mail	424	44.26%	534	55.74%	958
Mail Ballot	0		0		0
Total	472	43.70%	608	56.30%	1,080
0020288					
Poll Place	19	24.36%	59	75.64%	78
Vote by Mail	200	44.64%	248	55.36%	448
Mail Ballot	0		0		0
Total	219	41.63%	307	58.37%	526
0020289					
Poll Place	36	31.58%	78	68.42%	114
Vote by Mail	281	36.12%	497	63.88%	778
Mail Ballot	0		0		0
Total	317	35.54%	575	64.46%	892
0020294					
Poll Place	22	20.37%	86	79.63%	108
Vote by Mail	232	31.18%	512	68.82%	744
Mail Ballot	0		0		0
Total	254	29.81%	598	70.19%	852
0020298					
Poll Place	37	43.53%	48	56.47%	85
Vote by Mail	295	39.39%	454	60.61%	749
Mail Ballot	0		0		0
Total	332	39.81%	502	60.19%	834
0021143					
Poll Place	17	10.06%	152	89.94%	169
Vote by Mail	161	20.25%	634	79.75%	795
Mail Ballot	0		0		0
Total	178	18.46%	786	81.54%	964

Precinct	Registered Voters
0021144	
Poll Place	983
Vote by Mail	983
Mail Ballot	983
Total	983
0021145	
Poll Place	1,444
Vote by Mail	1,444
Mail Ballot	1,444
Total	1,444
0021148	
Poll Place	852
Vote by Mail	852
Mail Ballot	852
Total	852
0021275	
Poll Place	1,627
Vote by Mail	1,627
Mail Ballot	1,627
Total	1,627
0021280	
Poll Place	920
Vote by Mail	920
Mail Ballot	920
Total	920
0021281	
Poll Place	1,139
Vote by Mail	1,139
Mail Ballot	1,139
Total	1,139

Precinct	Yes		No		Total Votes
0021144					
Poll Place	6	5.22%	109	94.78%	115
Vote by Mail	109	15.18%	609	84.82%	718
Mail Ballot	0		0		0
Total	115	13.81%	718	86.19%	833
0021145					
Poll Place	8	4.17%	184	95.83%	192
Vote by Mail	188	17.41%	892	82.59%	1,080
Mail Ballot	0		0		0
Total	196	15.41%	1,076	84.59%	1,272
0021148					
Poll Place	5	3.97%	121	96.03%	126
Vote by Mail	116	18.92%	497	81.08%	613
Mail Ballot	0		0		0
Total	121	16.37%	618	83.63%	739
0021275					
Poll Place	38	23.31%	125	76.69%	163
Vote by Mail	277	31.05%	615	68.95%	892
Mail Ballot	0		0		0
Total	315	29.86%	740	70.14%	1,055
0021280					
Poll Place	37	32.46%	77	67.54%	114
Vote by Mail	181	36.64%	313	63.36%	494
Mail Ballot	0		0		0
Total	218	35.86%	390	64.14%	608
0021281					
Poll Place	39	26.17%	110	73.83%	149
Vote by Mail	194	27.29%	517	72.71%	711
Mail Ballot	0		0		0
Total	233	27.09%	627	72.91%	860

Precinct	Registered Voters
0021282	
Poll Place	1,118
Vote by Mail	1,118
Mail Ballot	1,118
Total	1,118
0021283	
Poll Place	1,561
Vote by Mail	1,561
Mail Ballot	1,561
Total	1,561
0021511	
Poll Place	382
Vote by Mail	382
Mail Ballot	382
Total	382
0021512	
Poll Place	1,090
Vote by Mail	1,090
Mail Ballot	1,090
Total	1,090
0021513	
Poll Place	262
Vote by Mail	262
Mail Ballot	262
Total	262
0021660	
Poll Place	351
Vote by Mail	351
Mail Ballot	351
Total	351

Precinct	Yes		No		Total Votes
0021282					
Poll Place	37	22.56%	127	77.44%	164
Vote by Mail	215	33.65%	424	66.35%	639
Mail Ballot	0		0		0
Total	252	31.38%	551	68.62%	803
0021283					
Poll Place	46	22.22%	161	77.78%	207
Vote by Mail	296	33.98%	575	66.02%	871
Mail Ballot	0		0		0
Total	342	31.73%	736	68.27%	1,078
0021511					
Poll Place	8	18.60%	35	81.40%	43
Vote by Mail	31	10.84%	255	89.16%	286
Mail Ballot	0		0		0
Total	39	11.85%	290	88.15%	329
0021512					
Poll Place	7	5.83%	113	94.17%	120
Vote by Mail	114	13.67%	720	86.33%	834
Mail Ballot	0		0		0
Total	121	12.68%	833	87.32%	954
0021513					
Poll Place	1	4.35%	22	95.65%	23
Vote by Mail	39	19.12%	165	80.88%	204
Mail Ballot	0		0		0
Total	40	17.62%	187	82.38%	227
0021660					
Poll Place	11	12.79%	75	87.21%	86
Vote by Mail	40	21.05%	150	78.95%	190
Mail Ballot	0		0		0
Total	51	18.48%	225	81.52%	276

Precinct	Registered Voters
0021710	
Poll Place	540
Vote by Mail	540
Mail Ballot	540
Total	540
0021781	
Poll Place	583
Vote by Mail	583
Mail Ballot	583
Total	583
0021885	
Poll Place	876
Vote by Mail	876
Mail Ballot	876
Total	876
0021886	
Poll Place	1,008
Vote by Mail	1,008
Mail Ballot	1,008
Total	1,008
0021888	
Poll Place	1,381
Vote by Mail	1,381
Mail Ballot	1,381
Total	1,381
0021889	
Poll Place	1,513
Vote by Mail	1,513
Mail Ballot	1,513
Total	1,513

Precinct	Yes		No		Total Votes
0021710					
Poll Place	15	15.96%	79	84.04%	94
Vote by Mail	51	16.61%	256	83.39%	307
Mail Ballot	0		0		0
Total	66	16.46%	335	83.54%	401
0021781					
Poll Place	15	12.40%	106	87.60%	121
Vote by Mail	51	13.67%	322	86.33%	373
Mail Ballot	0		0		0
Total	66	13.36%	428	86.64%	494
0021885					
Poll Place	18	13.53%	115	86.47%	133
Vote by Mail	90	15.41%	494	84.59%	584
Mail Ballot	0		0		0
Total	108	15.06%	609	84.94%	717
0021886					
Poll Place	9	11.54%	69	88.46%	78
Vote by Mail	119	18.25%	533	81.75%	652
Mail Ballot	0		0		0
Total	128	17.53%	602	82.47%	730
0021888					
Poll Place	10	6.71%	139	93.29%	149
Vote by Mail	131	12.62%	907	87.38%	1,038
Mail Ballot	0		0		0
Total	141	11.88%	1,046	88.12%	1,187
0021889					
Poll Place	13	8.13%	147	91.88%	160
Vote by Mail	179	16.32%	918	83.68%	1,097
Mail Ballot	0		0		0
Total	192	15.27%	1,065	84.73%	1,257

Precinct	Registered Voters
0021894	
Poll Place	1,067
Vote by Mail	1,067
Mail Ballot	1,067
Total	1,067
0022003	
Poll Place	856
Vote by Mail	856
Mail Ballot	856
Total	856
0022004	
Poll Place	867
Vote by Mail	867
Mail Ballot	867
Total	867
0022005	
Poll Place	1,026
Vote by Mail	1,026
Mail Ballot	1,026
Total	1,026
0022006	
Poll Place	1,648
Vote by Mail	1,648
Mail Ballot	1,648
Total	1,648
0022008	
Poll Place	1,461
Vote by Mail	1,461
Mail Ballot	1,461
Total	1,461

Precinct	Yes		No		Total Votes
0021894					
Poll Place	13	8.07%	148	91.93%	161
Vote by Mail	103	14.71%	597	85.29%	700
Mail Ballot	0		0		0
Total	116	13.47%	745	86.53%	861
0022003					
Poll Place	29	35.80%	52	64.20%	81
Vote by Mail	202	44.69%	250	55.31%	452
Mail Ballot	0		0		0
Total	231	43.34%	302	56.66%	533
0022004					
Poll Place	22	39.29%	34	60.71%	56
Vote by Mail	189	39.46%	290	60.54%	479
Mail Ballot	0		0		0
Total	211	39.44%	324	60.56%	535
0022005					
Poll Place	29	34.12%	56	65.88%	85
Vote by Mail	219	46.50%	252	53.50%	471
Mail Ballot	0		0		0
Total	248	44.60%	308	55.40%	556
0022006					
Poll Place	39	33.62%	77	66.38%	116
Vote by Mail	334	35.95%	595	64.05%	929
Mail Ballot	0		0		0
Total	373	35.69%	672	64.31%	1,045
0022008					
Poll Place	24	24.49%	74	75.51%	98
Vote by Mail	313	37.53%	521	62.47%	834
Mail Ballot	0		0		0
Total	337	36.16%	595	63.84%	932

Precinct	Registered Voters
0022018	
Poll Place	1,880
Vote by Mail	1,880
Mail Ballot	1,880
Total	1,880
0022030	
Poll Place	1,776
Vote by Mail	1,776
Mail Ballot	1,776
Total	1,776
0022033	
Poll Place	1,204
Vote by Mail	1,204
Mail Ballot	1,204
Total	1,204
0022037	
Poll Place	1,726
Vote by Mail	1,726
Mail Ballot	1,726
Total	1,726
0022450	
Poll Place	1,586
Vote by Mail	1,586
Mail Ballot	1,586
Total	1,586
0022480	
Poll Place	1,258
Vote by Mail	1,258
Mail Ballot	1,258
Total	1,258

Precinct	Yes		No		Total Votes
0022018					
Poll Place	61	32.62%	126	67.38%	187
Vote by Mail	420	34.48%	798	65.52%	1,218
Mail Ballot	0		0		0
Total	481	34.23%	924	65.77%	1,405
0022030					
Poll Place	38	31.15%	84	68.85%	122
Vote by Mail	468	42.58%	631	57.42%	1,099
Mail Ballot	0		0		0
Total	506	41.44%	715	58.56%	1,221
0022033					
Poll Place	31	31.96%	66	68.04%	97
Vote by Mail	272	37.11%	461	62.89%	733
Mail Ballot	0		0		0
Total	303	36.51%	527	63.49%	830
0022037					
Poll Place	44	23.91%	140	76.09%	184
Vote by Mail	416	38.63%	661	61.37%	1,077
Mail Ballot	0		0		0
Total	460	36.48%	801	63.52%	1,261
0022450					
Poll Place	53	24.77%	161	75.23%	214
Vote by Mail	248	32.85%	507	67.15%	755
Mail Ballot	0		0		0
Total	301	31.06%	668	68.94%	969
0022480					
Poll Place	21	13.21%	138	86.79%	159
Vote by Mail	143	17.81%	660	82.19%	803
Mail Ballot	0		0		0
Total	164	17.05%	798	82.95%	962

Precinct	Registered Voters
0023020	
Poll Place	1,053
Vote by Mail	1,053
Mail Ballot	1,053
Total	1,053
0023021	
Poll Place	1,557
Vote by Mail	1,557
Mail Ballot	1,557
Total	1,557
0023023	
Poll Place	1,235
Vote by Mail	1,235
Mail Ballot	1,235
Total	1,235
0023025	
Poll Place	1,159
Vote by Mail	1,159
Mail Ballot	1,159
Total	1,159
0023030	
Poll Place	1,411
Vote by Mail	1,411
Mail Ballot	1,411
Total	1,411
0023031	
Poll Place	918
Vote by Mail	918
Mail Ballot	918
Total	918

Precinct	Yes		No		Total Votes
0023020					
Poll Place	23	19.01%	98	80.99%	121
Vote by Mail	197	30.93%	440	69.07%	637
Mail Ballot	0		0		0
Total	220	29.02%	538	70.98%	758
0023021					
Poll Place	37	18.23%	166	81.77%	203
Vote by Mail	231	27.30%	615	72.70%	846
Mail Ballot	0		0		0
Total	268	25.55%	781	74.45%	1,049
0023023					
Poll Place	25	21.19%	93	78.81%	118
Vote by Mail	212	25.67%	614	74.33%	826
Mail Ballot	0		0		0
Total	237	25.11%	707	74.89%	944
0023025					
Poll Place	35	19.55%	144	80.45%	179
Vote by Mail	216	29.51%	516	70.49%	732
Mail Ballot	0		0		0
Total	251	27.55%	660	72.45%	911
0023030					
Poll Place	61	31.28%	134	68.72%	195
Vote by Mail	246	35.86%	440	64.14%	686
Mail Ballot	0		0		0
Total	307	34.85%	574	65.15%	881
0023031					
Poll Place	41	23.70%	132	76.30%	173
Vote by Mail	152	25.81%	437	74.19%	589
Mail Ballot	0		0		0
Total	193	25.33%	569	74.67%	762

Precinct	Registered Voters
0023035	
Poll Place	1,205
Vote by Mail	1,205
Mail Ballot	1,205
Total	1,205
0023211	
Poll Place	1,114
Vote by Mail	1,114
Mail Ballot	1,114
Total	1,114
0023212	
Poll Place	833
Vote by Mail	833
Mail Ballot	833
Total	833
0023239	
Poll Place	389
Vote by Mail	389
Mail Ballot	389
Total	389
0023240	
Poll Place	789
Vote by Mail	789
Mail Ballot	789
Total	789
0023241	
Poll Place	685
Vote by Mail	685
Mail Ballot	685
Total	685

Precinct	Yes		No		Total Votes
0023035					
Poll Place	37	21.76%	133	78.24%	170
Vote by Mail	203	26.75%	556	73.25%	759
Mail Ballot	0		0		0
Total	240	25.83%	689	74.17%	929
0023211					
Poll Place	11	5.76%	180	94.24%	191
Vote by Mail	122	15.76%	652	84.24%	774
Mail Ballot	0		0		0
Total	133	13.78%	832	86.22%	965
0023212					
Poll Place	10	8.06%	114	91.94%	124
Vote by Mail	93	15.76%	497	84.24%	590
Mail Ballot	0		0		0
Total	103	14.43%	611	85.57%	714
0023239					
Poll Place	14	22.58%	48	77.42%	62
Vote by Mail	61	29.90%	143	70.10%	204
Mail Ballot	0		0		0
Total	75	28.20%	191	71.80%	266
0023240					
Poll Place	18	19.57%	74	80.43%	92
Vote by Mail	118	30.81%	265	69.19%	383
Mail Ballot	0		0		0
Total	136	28.63%	339	71.37%	475
0023241					
Poll Place	21	39.62%	32	60.38%	53
Vote by Mail	130	33.94%	253	66.06%	383
Mail Ballot	0		0		0
Total	151	34.63%	285	65.37%	436

Precinct	Registered Voters
0023401	
Poll Place	832
Vote by Mail	832
Mail Ballot	832
Total	832
0023402	
Poll Place	1,164
Vote by Mail	1,164
Mail Ballot	1,164
Total	1,164
0023404	
Poll Place	1,317
Vote by Mail	1,317
Mail Ballot	1,317
Total	1,317
0023406	
Poll Place	1,010
Vote by Mail	1,010
Mail Ballot	1,010
Total	1,010
0023450	
Poll Place	933
Vote by Mail	933
Mail Ballot	933
Total	933
0023451	
Poll Place	380
Vote by Mail	380
Mail Ballot	380
Total	380

Precinct	Yes		No		Total Votes
0023401					
Poll Place	21	18.92%	90	81.08%	111
Vote by Mail	122	23.46%	398	76.54%	520
Mail Ballot	0		0		0
Total	143	22.66%	488	77.34%	631
0023402					
Poll Place	15	9.74%	139	90.26%	154
Vote by Mail	151	19.76%	613	80.24%	764
Mail Ballot	0		0		0
Total	166	18.08%	752	81.92%	918
0023404					
Poll Place	14	10.29%	122	89.71%	136
Vote by Mail	168	17.93%	769	82.07%	937
Mail Ballot	0		0		0
Total	182	16.96%	891	83.04%	1,073
0023406					
Poll Place	17	19.10%	72	80.90%	89
Vote by Mail	154	25.93%	440	74.07%	594
Mail Ballot	0		0		0
Total	171	25.04%	512	74.96%	683
0023450					
Poll Place	24	15.09%	135	84.91%	159
Vote by Mail	91	15.69%	489	84.31%	580
Mail Ballot	0		0		0
Total	115	15.56%	624	84.44%	739
0023451					
Poll Place	12	24.00%	38	76.00%	50
Vote by Mail	31	13.30%	202	86.70%	233
Mail Ballot	0		0		0
Total	43	15.19%	240	84.81%	283

Precinct	Registered Voters
0023452	
Poll Place	854
Vote by Mail	854
Mail Ballot	854
Total	854
0025270	
Poll Place	996
Vote by Mail	996
Mail Ballot	996
Total	996
0025271	
Poll Place	933
Vote by Mail	933
Mail Ballot	933
Total	933
0025272	
Poll Place	1,098
Vote by Mail	1,098
Mail Ballot	1,098
Total	1,098
0025289	
Poll Place	1,010
Vote by Mail	1,010
Mail Ballot	1,010
Total	1,010
0030040	
Poll Place	1,257
Vote by Mail	1,257
Mail Ballot	1,257
Total	1,257

Precinct	Yes		No		Total Votes
0023452					
Poll Place	19	15.83%	101	84.17%	120
Vote by Mail	130	25.49%	380	74.51%	510
Mail Ballot	0		0		0
Total	149	23.65%	481	76.35%	630
0025270					
Poll Place	32	26.89%	87	73.11%	119
Vote by Mail	228	38.32%	367	61.68%	595
Mail Ballot	0		0		0
Total	260	36.41%	454	63.59%	714
0025271					
Poll Place	14	25.93%	40	74.07%	54
Vote by Mail	203	35.30%	372	64.70%	575
Mail Ballot	0		0		0
Total	217	34.50%	412	65.50%	629
0025272					
Poll Place	31	37.35%	52	62.65%	83
Vote by Mail	305	45.05%	372	54.95%	677
Mail Ballot	0		0		0
Total	336	44.21%	424	55.79%	760
0025289					
Poll Place	29	27.62%	76	72.38%	105
Vote by Mail	212	40.08%	317	59.92%	529
Mail Ballot	0		0		0
Total	241	38.01%	393	61.99%	634
0030040					
Poll Place	29	17.58%	136	82.42%	165
Vote by Mail	154	22.78%	522	77.22%	676
Mail Ballot	0		0		0
Total	183	21.76%	658	78.24%	841

Precinct	Registered Voters
0030060	
Poll Place	963
Vote by Mail	963
Mail Ballot	963
Total	963
0030150	
Poll Place	1,559
Vote by Mail	1,559
Mail Ballot	1,559
Total	1,559
0030170	
Poll Place	1,212
Vote by Mail	1,212
Mail Ballot	1,212
Total	1,212
0030302	
Poll Place	1,062
Vote by Mail	1,062
Mail Ballot	1,062
Total	1,062
0030304	
Poll Place	1,440
Vote by Mail	1,440
Mail Ballot	1,440
Total	1,440
0030308	
Poll Place	1,441
Vote by Mail	1,441
Mail Ballot	1,441
Total	1,441

Precinct	Yes		No		Total Votes
0030060					
Poll Place	20	13.99%	123	86.01%	143
Vote by Mail	110	20.48%	427	79.52%	537
Mail Ballot	0		0		0
Total	130	19.12%	550	80.88%	680
0030150					
Poll Place	31	20.39%	121	79.61%	152
Vote by Mail	149	22.85%	503	77.15%	652
Mail Ballot	0		0		0
Total	180	22.39%	624	77.61%	804
0030170					
Poll Place	22	16.79%	109	83.21%	131
Vote by Mail	138	26.29%	387	73.71%	525
Mail Ballot	0		0		0
Total	160	24.39%	496	75.61%	656
0030302					
Poll Place	29	22.66%	99	77.34%	128
Vote by Mail	211	36.07%	374	63.93%	585
Mail Ballot	0		0		0
Total	240	33.66%	473	66.34%	713
0030304					
Poll Place	29	33.33%	58	66.67%	87
Vote by Mail	296	33.18%	596	66.82%	892
Mail Ballot	0		0		0
Total	325	33.20%	654	66.80%	979
0030308					
Poll Place	23	24.21%	72	75.79%	95
Vote by Mail	327	39.02%	511	60.98%	838
Mail Ballot	0		0		0
Total	350	37.51%	583	62.49%	933

Precinct	Registered Voters
0030312	
Poll Place	1,132
Vote by Mail	1,132
Mail Ballot	1,132
Total	1,132
0030314	
Poll Place	1,121
Vote by Mail	1,121
Mail Ballot	1,121
Total	1,121
0030316	
Poll Place	964
Vote by Mail	964
Mail Ballot	964
Total	964
0030317	
Poll Place	514
Vote by Mail	514
Mail Ballot	514
Total	514
0030318	
Poll Place	1,425
Vote by Mail	1,425
Mail Ballot	1,425
Total	1,425
0030321	
Poll Place	774
Vote by Mail	774
Mail Ballot	774
Total	774

Precinct	Yes		No		Total Votes
0030312					
Poll Place	36	23.38%	118	76.62%	154
Vote by Mail	217	30.96%	484	69.04%	701
Mail Ballot	0		0		0
Total	253	29.59%	602	70.41%	855
0030314					
Poll Place	22	27.16%	59	72.84%	81
Vote by Mail	197	30.50%	449	69.50%	646
Mail Ballot	0		0		0
Total	219	30.12%	508	69.88%	727
0030316					
Poll Place	28	25.45%	82	74.55%	110
Vote by Mail	158	27.62%	414	72.38%	572
Mail Ballot	0		0		0
Total	186	27.27%	496	72.73%	682
0030317					
Poll Place	14	29.17%	34	70.83%	48
Vote by Mail	107	35.20%	197	64.80%	304
Mail Ballot	0		0		0
Total	121	34.38%	231	65.63%	352
0030318					
Poll Place	28	20.59%	108	79.41%	136
Vote by Mail	260	30.92%	581	69.08%	841
Mail Ballot	0		0		0
Total	288	29.48%	689	70.52%	977
0030321					
Poll Place	17	26.56%	47	73.44%	64
Vote by Mail	181	31.92%	386	68.08%	567
Mail Ballot	0		0		0
Total	198	31.38%	433	68.62%	631

Precinct	Registered Voters
0030322	
Poll Place	1,248
Vote by Mail	1,248
Mail Ballot	1,248
Total	1,248
0030325	
Poll Place	839
Vote by Mail	839
Mail Ballot	839
Total	839
0030332	
Poll Place	482
Vote by Mail	482
Mail Ballot	482
Total	482
0030337	
Poll Place	1,216
Vote by Mail	1,216
Mail Ballot	1,216
Total	1,216
0030338	
Poll Place	1,006
Vote by Mail	1,006
Mail Ballot	1,006
Total	1,006
0030339	
Poll Place	1,556
Vote by Mail	1,556
Mail Ballot	1,556
Total	1,556

Precinct	Yes		No		Total Votes
0030322					
Poll Place	45	31.47%	98	68.53%	143
Vote by Mail	239	29.15%	581	70.85%	820
Mail Ballot	0		0		0
Total	284	29.49%	679	70.51%	963
0030325					
Poll Place	17	27.42%	45	72.58%	62
Vote by Mail	120	23.12%	399	76.88%	519
Mail Ballot	0		0		0
Total	137	23.58%	444	76.42%	581
0030332					
Poll Place	11	33.33%	22	66.67%	33
Vote by Mail	78	41.94%	108	58.06%	186
Mail Ballot	0		0		0
Total	89	40.64%	130	59.36%	219
0030337					
Poll Place	13	12.04%	95	87.96%	108
Vote by Mail	257	31.50%	559	68.50%	816
Mail Ballot	0		0		0
Total	270	29.22%	654	70.78%	924
0030338					
Poll Place	25	18.80%	108	81.20%	133
Vote by Mail	158	24.12%	497	75.88%	655
Mail Ballot	0		0		0
Total	183	23.22%	605	76.78%	788
0030339					
Poll Place	44	22.56%	151	77.44%	195
Vote by Mail	284	29.77%	670	70.23%	954
Mail Ballot	0		0		0
Total	328	28.55%	821	71.45%	1,149

Precinct	Registered Voters
0030348	
Poll Place	931
Vote by Mail	931
Mail Ballot	931
Total	931
0030351	
Poll Place	1,528
Vote by Mail	1,528
Mail Ballot	1,528
Total	1,528
0030352	
Poll Place	1,029
Vote by Mail	1,029
Mail Ballot	1,029
Total	1,029
0030354	
Poll Place	696
Vote by Mail	696
Mail Ballot	696
Total	696
0030364	
Poll Place	929
Vote by Mail	929
Mail Ballot	929
Total	929
0030367	
Poll Place	1,526
Vote by Mail	1,526
Mail Ballot	1,526
Total	1,526

Precinct	Yes		No		Total Votes
0030348					
Poll Place	27	29.03%	66	70.97%	93
Vote by Mail	210	35.18%	387	64.82%	597
Mail Ballot	0		0		0
Total	237	34.35%	453	65.65%	690
0030351					
Poll Place	41	29.08%	100	70.92%	141
Vote by Mail	346	40.05%	518	59.95%	864
Mail Ballot	0		0		0
Total	387	38.51%	618	61.49%	1,005
0030352					
Poll Place	31	23.66%	100	76.34%	131
Vote by Mail	194	27.02%	524	72.98%	718
Mail Ballot	0		0		0
Total	225	26.50%	624	73.50%	849
0030354					
Poll Place	34	27.20%	91	72.80%	125
Vote by Mail	116	26.30%	325	73.70%	441
Mail Ballot	0		0		0
Total	150	26.50%	416	73.50%	566
0030364					
Poll Place	20	14.29%	120	85.71%	140
Vote by Mail	166	29.48%	397	70.52%	563
Mail Ballot	0		0		0
Total	186	26.46%	517	73.54%	703
0030367					
Poll Place	28	24.14%	88	75.86%	116
Vote by Mail	304	30.55%	691	69.45%	995
Mail Ballot	0		0		0
Total	332	29.88%	779	70.12%	1,111

Precinct	Registered Voters
0030370	
Poll Place	452
Vote by Mail	452
Mail Ballot	452
Total	452
0030374	
Poll Place	999
Vote by Mail	999
Mail Ballot	999
Total	999
0030385	
Poll Place	714
Vote by Mail	714
Mail Ballot	714
Total	714
0030386	
Poll Place	1,185
Vote by Mail	1,185
Mail Ballot	1,185
Total	1,185
0030387	
Poll Place	1,140
Vote by Mail	1,140
Mail Ballot	1,140
Total	1,140
0030389	
Poll Place	732
Vote by Mail	732
Mail Ballot	732
Total	732

Precinct	Yes		No		Total Votes
0030370					
Poll Place	13	31.71%	28	68.29%	41
Vote by Mail	86	31.97%	183	68.03%	269
Mail Ballot	0		0		0
Total	99	31.94%	211	68.06%	310
0030374					
Poll Place	29	25.22%	86	74.78%	115
Vote by Mail	233	37.28%	392	62.72%	625
Mail Ballot	0		0		0
Total	262	35.41%	478	64.59%	740
0030385					
Poll Place	11	16.92%	54	83.08%	65
Vote by Mail	121	23.09%	403	76.91%	524
Mail Ballot	0		0		0
Total	132	22.41%	457	77.59%	589
0030386					
Poll Place	19	15.70%	102	84.30%	121
Vote by Mail	170	21.17%	633	78.83%	803
Mail Ballot	0		0		0
Total	189	20.45%	735	79.55%	924
0030387					
Poll Place	19	12.03%	139	87.97%	158
Vote by Mail	171	20.75%	653	79.25%	824
Mail Ballot	0		0		0
Total	190	19.35%	792	80.65%	982
0030389					
Poll Place	23	32.86%	47	67.14%	70
Vote by Mail	167	32.62%	345	67.38%	512
Mail Ballot	0		0		0
Total	190	32.65%	392	67.35%	582

Precinct	Registered Voters
0030390	
Poll Place	1,320
Vote by Mail	1,320
Mail Ballot	1,320
Total	1,320
0030393	
Poll Place	856
Vote by Mail	856
Mail Ballot	856
Total	856
0030396	
Poll Place	812
Vote by Mail	812
Mail Ballot	812
Total	812
0030399	
Poll Place	1,198
Vote by Mail	1,198
Mail Ballot	1,198
Total	1,198
0031478	
Poll Place	593
Vote by Mail	593
Mail Ballot	593
Total	593
0031641	
Poll Place	610
Vote by Mail	610
Mail Ballot	610
Total	610

Precinct	Yes		No		Total Votes
0030390					
Poll Place	17	10.18%	150	89.82%	167
Vote by Mail	160	16.67%	800	83.33%	960
Mail Ballot	0		0		0
Total	177	15.71%	950	84.29%	1,127
0030393					
Poll Place	11	12.09%	80	87.91%	91
Vote by Mail	122	19.24%	512	80.76%	634
Mail Ballot	0		0		0
Total	133	18.34%	592	81.66%	725
0030396					
Poll Place	13	11.93%	96	88.07%	109
Vote by Mail	142	25.68%	411	74.32%	553
Mail Ballot	0		0		0
Total	155	23.41%	507	76.59%	662
0030399					
Poll Place	43	42.57%	58	57.43%	101
Vote by Mail	233	47.07%	262	52.93%	495
Mail Ballot	0		0		0
Total	276	46.31%	320	53.69%	596
0031478					
Poll Place	25	32.89%	51	67.11%	76
Vote by Mail	118	33.15%	238	66.85%	356
Mail Ballot	0		0		0
Total	143	33.10%	289	66.90%	432
0031641					
Poll Place	30	48.39%	32	51.61%	62
Vote by Mail	99	43.81%	127	56.19%	226
Mail Ballot	0		0		0
Total	129	44.79%	159	55.21%	288

Precinct	Registered Voters
0031642	
Poll Place	797
Vote by Mail	797
Mail Ballot	797
Total	797
0031772	
Poll Place	1,163
Vote by Mail	1,163
Mail Ballot	1,163
Total	1,163
0031935	
Poll Place	868
Vote by Mail	868
Mail Ballot	868
Total	868
0031950	
Poll Place	707
Vote by Mail	707
Mail Ballot	707
Total	707
0031953	
Poll Place	1,390
Vote by Mail	1,390
Mail Ballot	1,390
Total	1,390
0031960	
Poll Place	1,287
Vote by Mail	1,287
Mail Ballot	1,287
Total	1,287

Precinct	Yes		No		Total Votes
0031642					
Poll Place	27	45.00%	33	55.00%	60
Vote by Mail	138	43.13%	182	56.88%	320
Mail Ballot	0		0		0
Total	165	43.42%	215	56.58%	380
0031772					
Poll Place	23	15.54%	125	84.46%	148
Vote by Mail	115	21.50%	420	78.50%	535
Mail Ballot	0		0		0
Total	138	20.20%	545	79.80%	683
0031935					
Poll Place	26	31.33%	57	68.67%	83
Vote by Mail	161	34.77%	302	65.23%	463
Mail Ballot	0		0		0
Total	187	34.25%	359	65.75%	546
0031950					
Poll Place	10	10.53%	85	89.47%	95
Vote by Mail	89	26.10%	252	73.90%	341
Mail Ballot	0		0		0
Total	99	22.71%	337	77.29%	436
0031953					
Poll Place	36	29.51%	86	70.49%	122
Vote by Mail	237	33.81%	464	66.19%	701
Mail Ballot	0		0		0
Total	273	33.17%	550	66.83%	823
0031960					
Poll Place	21	24.42%	65	75.58%	86
Vote by Mail	272	35.28%	499	64.72%	771
Mail Ballot	0		0		0
Total	293	34.19%	564	65.81%	857

Precinct	Registered Voters
0032170	
Poll Place	932
Vote by Mail	932
Mail Ballot	932
Total	932
0032214	
Poll Place	651
Vote by Mail	651
Mail Ballot	651
Total	651
0032240	
Poll Place	847
Vote by Mail	847
Mail Ballot	847
Total	847
0032310	
Poll Place	1,021
Vote by Mail	1,021
Mail Ballot	1,021
Total	1,021
0032330	
Poll Place	584
Vote by Mail	584
Mail Ballot	584
Total	584
0032340	
Poll Place	596
Vote by Mail	596
Mail Ballot	596
Total	596

Precinct	Yes		No		Total Votes
0032170					
Poll Place	24	19.83%	97	80.17%	121
Vote by Mail	147	25.57%	428	74.43%	575
Mail Ballot	0		0		0
Total	171	24.57%	525	75.43%	696
0032214					
Poll Place	4	7.84%	47	92.16%	51
Vote by Mail	78	18.80%	337	81.20%	415
Mail Ballot	0		0		0
Total	82	17.60%	384	82.40%	466
0032240					
Poll Place	9	21.43%	33	78.57%	42
Vote by Mail	90	20.04%	359	79.96%	449
Mail Ballot	0		0		0
Total	99	20.16%	392	79.84%	491
0032310					
Poll Place	13	17.11%	63	82.89%	76
Vote by Mail	192	32.32%	402	67.68%	594
Mail Ballot	0		0		0
Total	205	30.60%	465	69.40%	670
0032330					
Poll Place	6	20.69%	23	79.31%	29
Vote by Mail	101	23.71%	325	76.29%	426
Mail Ballot	0		0		0
Total	107	23.52%	348	76.48%	455
0032340					
Poll Place	7	18.42%	31	81.58%	38
Vote by Mail	85	18.81%	367	81.19%	452
Mail Ballot	0		0		0
Total	92	18.78%	398	81.22%	490

Precinct	Registered Voters
0032360	
Poll Place	1,173
Vote by Mail	1,173
Mail Ballot	1,173
Total	1,173
0032370	
Poll Place	750
Vote by Mail	750
Mail Ballot	750
Total	750
0032380	
Poll Place	629
Vote by Mail	629
Mail Ballot	629
Total	629
0032441	
Poll Place	1,140
Vote by Mail	1,140
Mail Ballot	1,140
Total	1,140
0032531	
Poll Place	1,320
Vote by Mail	1,320
Mail Ballot	1,320
Total	1,320
0032532	
Poll Place	995
Vote by Mail	995
Mail Ballot	995
Total	995

Precinct	Yes		No		Total Votes
0032360					
Poll Place	45	52.33%	41	47.67%	86
Vote by Mail	232	41.35%	329	58.65%	561
Mail Ballot	0		0		0
Total	277	42.81%	370	57.19%	647
0032370					
Poll Place	27	32.14%	57	67.86%	84
Vote by Mail	118	38.69%	187	61.31%	305
Mail Ballot	0		0		0
Total	145	37.28%	244	62.72%	389
0032380					
Poll Place	9	29.03%	22	70.97%	31
Vote by Mail	95	22.09%	335	77.91%	430
Mail Ballot	0		0		0
Total	104	22.56%	357	77.44%	461
0032441					
Poll Place	21	18.58%	92	81.42%	113
Vote by Mail	129	23.98%	409	76.02%	538
Mail Ballot	0		0		0
Total	150	23.04%	501	76.96%	651
0032531					
Poll Place	30	30.30%	69	69.70%	99
Vote by Mail	220	39.15%	342	60.85%	562
Mail Ballot	0		0		0
Total	250	37.82%	411	62.18%	661
0032532					
Poll Place	48	51.61%	45	48.39%	93
Vote by Mail	168	41.08%	241	58.92%	409
Mail Ballot	0		0		0
Total	216	43.03%	286	56.97%	502

Precinct	Registered Voters
0032640	
Poll Place	1,435
Vote by Mail	1,435
Mail Ballot	1,435
Total	1,435
0032652	
Poll Place	1,415
Vote by Mail	1,415
Mail Ballot	1,415
Total	1,415
0032731	
Poll Place	1,219
Vote by Mail	1,219
Mail Ballot	1,219
Total	1,219
0032732	
Poll Place	307
Vote by Mail	307
Mail Ballot	307
Total	307
0032750	
Poll Place	1,553
Vote by Mail	1,553
Mail Ballot	1,553
Total	1,553
0032751	
Poll Place	830
Vote by Mail	830
Mail Ballot	830
Total	830

Precinct	Yes		No		Total Votes
0032640					
Poll Place	11	5.64%	184	94.36%	195
Vote by Mail	132	12.95%	887	87.05%	1,019
Mail Ballot	0		0		0
Total	143	11.78%	1,071	88.22%	1,214
0032652					
Poll Place	6	7.41%	75	92.59%	81
Vote by Mail	142	12.76%	971	87.24%	1,113
Mail Ballot	0		0		0
Total	148	12.40%	1,046	87.60%	1,194
0032731					
Poll Place	26	19.70%	106	80.30%	132
Vote by Mail	167	22.57%	573	77.43%	740
Mail Ballot	0		0		0
Total	193	22.13%	679	77.87%	872
0032732					
Poll Place	4	10.00%	36	90.00%	40
Vote by Mail	35	14.96%	199	85.04%	234
Mail Ballot	0		0		0
Total	39	14.23%	235	85.77%	274
0032750					
Poll Place	97	45.97%	114	54.03%	211
Vote by Mail	282	36.02%	501	63.98%	783
Mail Ballot	0		0		0
Total	379	38.13%	615	61.87%	994
0032751					
Poll Place	23	24.73%	70	75.27%	93
Vote by Mail	143	36.67%	247	63.33%	390
Mail Ballot	0		0		0
Total	166	34.37%	317	65.63%	483

Precinct	Registered Voters
0032762	
Poll Place	763
Vote by Mail	763
Mail Ballot	763
Total	763
0033040	
Poll Place	1,618
Vote by Mail	1,618
Mail Ballot	1,618
Total	1,618
0033042	
Poll Place	1,130
Vote by Mail	1,130
Mail Ballot	1,130
Total	1,130
0033150	
Poll Place	467
Vote by Mail	467
Mail Ballot	467
Total	467
0033161	
Poll Place	370
Vote by Mail	370
Mail Ballot	370
Total	370
0033222	
Poll Place	1,064
Vote by Mail	1,064
Mail Ballot	1,064
Total	1,064

Precinct	Yes		No		Total Votes
0032762					
Poll Place	33	50.00%	33	50.00%	66
Vote by Mail	173	41.59%	243	58.41%	416
Mail Ballot	0		0		0
Total	206	42.74%	276	57.26%	482
0033040					
Poll Place	17	8.85%	175	91.15%	192
Vote by Mail	130	12.52%	908	87.48%	1,038
Mail Ballot	0		0		0
Total	147	11.95%	1,083	88.05%	1,230
0033042					
Poll Place	15	13.76%	94	86.24%	109
Vote by Mail	84	11.63%	638	88.37%	722
Mail Ballot	0		0		0
Total	99	11.91%	732	88.09%	831
0033150					
Poll Place	15	25.86%	43	74.14%	58
Vote by Mail	112	33.63%	221	66.37%	333
Mail Ballot	0		0		0
Total	127	32.48%	264	67.52%	391
0033161					
Poll Place	7	22.58%	24	77.42%	31
Vote by Mail	83	35.32%	152	64.68%	235
Mail Ballot	0		0		0
Total	90	33.83%	176	66.17%	266
0033222					
Poll Place	40	47.62%	44	52.38%	84
Vote by Mail	184	42.01%	254	57.99%	438
Mail Ballot	0		0		0
Total	224	42.91%	298	57.09%	522

Precinct	Registered Voters
0033492	
Poll Place	956
Vote by Mail	956
Mail Ballot	956
Total	956
0035601	
Poll Place	861
Vote by Mail	861
Mail Ballot	861
Total	861
0035602	
Poll Place	614
Vote by Mail	614
Mail Ballot	614
Total	614
0035603	
Poll Place	881
Vote by Mail	881
Mail Ballot	881
Total	881
0035604	
Poll Place	1,187
Vote by Mail	1,187
Mail Ballot	1,187
Total	1,187
0035624	
Poll Place	458
Vote by Mail	458
Mail Ballot	458
Total	458

Precinct	Yes		No		Total Votes
0033492					
Poll Place	58	46.77%	66	53.23%	124
Vote by Mail	190	45.78%	225	54.22%	415
Mail Ballot	0		0		0
Total	248	46.01%	291	53.99%	539
0035601					
Poll Place	8	8.00%	92	92.00%	100
Vote by Mail	130	21.52%	474	78.48%	604
Mail Ballot	0		0		0
Total	138	19.60%	566	80.40%	704
0035602					
Poll Place	20	25.97%	57	74.03%	77
Vote by Mail	141	34.31%	270	65.69%	411
Mail Ballot	0		0		0
Total	161	32.99%	327	67.01%	488
0035603					
Poll Place	18	15.65%	97	84.35%	115
Vote by Mail	122	20.50%	473	79.50%	595
Mail Ballot	0		0		0
Total	140	19.72%	570	80.28%	710
0035604					
Poll Place	8	7.48%	99	92.52%	107
Vote by Mail	131	15.34%	723	84.66%	854
Mail Ballot	0		0		0
Total	139	14.46%	822	85.54%	961
0035624					
Poll Place	6	16.22%	31	83.78%	37
Vote by Mail	64	21.05%	240	78.95%	304
Mail Ballot	0		0		0
Total	70	20.53%	271	79.47%	341

Precinct	Registered Voters
0035628	
Poll Place	1,817
Vote by Mail	1,817
Mail Ballot	1,817
Total	1,817
0035629	
Poll Place	1,147
Vote by Mail	1,147
Mail Ballot	1,147
Total	1,147
0035631	
Poll Place	1,022
Vote by Mail	1,022
Mail Ballot	1,022
Total	1,022
0035632	
Poll Place	765
Vote by Mail	765
Mail Ballot	765
Total	765
0035633	
Poll Place	858
Vote by Mail	858
Mail Ballot	858
Total	858
0035635	
Poll Place	1,061
Vote by Mail	1,061
Mail Ballot	1,061
Total	1,061

Precinct	Yes		No		Total Votes
0035628					
Poll Place	38	18.01%	173	81.99%	211
Vote by Mail	288	23.28%	949	76.72%	1,237
Mail Ballot	0		0		0
Total	326	22.51%	1,122	77.49%	1,448
0035629					
Poll Place	13	9.92%	118	90.08%	131
Vote by Mail	205	26.59%	566	73.41%	771
Mail Ballot	0		0		0
Total	218	24.17%	684	75.83%	902
0035631					
Poll Place	16	13.79%	100	86.21%	116
Vote by Mail	153	22.47%	528	77.53%	681
Mail Ballot	0		0		0
Total	169	21.20%	628	78.80%	797
0035632					
Poll Place	12	9.60%	113	90.40%	125
Vote by Mail	82	15.86%	435	84.14%	517
Mail Ballot	0		0		0
Total	94	14.64%	548	85.36%	642
0035633					
Poll Place	17	11.33%	133	88.67%	150
Vote by Mail	111	19.54%	457	80.46%	568
Mail Ballot	0		0		0
Total	128	17.83%	590	82.17%	718
0035635					
Poll Place	39	19.90%	157	80.10%	196
Vote by Mail	150	23.85%	479	76.15%	629
Mail Ballot	0		0		0
Total	189	22.91%	636	77.09%	825

Precinct	Registered Voters
0035640	
Poll Place	1,126
Vote by Mail	1,126
Mail Ballot	1,126
Total	1,126
0035658	
Poll Place	1,053
Vote by Mail	1,053
Mail Ballot	1,053
Total	1,053
0035661	
Poll Place	710
Vote by Mail	710
Mail Ballot	710
Total	710
0035675	
Poll Place	1,211
Vote by Mail	1,211
Mail Ballot	1,211
Total	1,211
0035677	
Poll Place	822
Vote by Mail	822
Mail Ballot	822
Total	822
0040401	
Poll Place	541
Vote by Mail	541
Mail Ballot	541
Total	541

Precinct	Yes		No		Total Votes
0035640					
Poll Place	24	16.44%	122	83.56%	146
Vote by Mail	198	25.22%	587	74.78%	785
Mail Ballot	0		0		0
Total	222	23.85%	709	76.15%	931
0035658					
Poll Place	30	17.54%	141	82.46%	171
Vote by Mail	116	16.25%	598	83.75%	714
Mail Ballot	0		0		0
Total	146	16.50%	739	83.50%	885
0035661					
Poll Place	10	9.09%	100	90.91%	110
Vote by Mail	106	22.65%	362	77.35%	468
Mail Ballot	0		0		0
Total	116	20.07%	462	79.93%	578
0035675					
Poll Place	23	18.55%	101	81.45%	124
Vote by Mail	225	25.48%	658	74.52%	883
Mail Ballot	0		0		0
Total	248	24.63%	759	75.37%	1,007
0035677					
Poll Place	32	42.67%	43	57.33%	75
Vote by Mail	174	40.56%	255	59.44%	429
Mail Ballot	0		0		0
Total	206	40.87%	298	59.13%	504
0040401					
Poll Place	12	31.58%	26	68.42%	38
Vote by Mail	80	20.41%	312	79.59%	392
Mail Ballot	0		0		0
Total	92	21.40%	338	78.60%	430

Precinct	Registered Voters
0040405	
Poll Place	1,425
Vote by Mail	1,425
Mail Ballot	1,425
Total	1,425
0040406	
Poll Place	1,059
Vote by Mail	1,059
Mail Ballot	1,059
Total	1,059
0040407	
Poll Place	762
Vote by Mail	762
Mail Ballot	762
Total	762
0040409	
Poll Place	1,153
Vote by Mail	1,153
Mail Ballot	1,153
Total	1,153
0040411	
Poll Place	1,428
Vote by Mail	1,428
Mail Ballot	1,428
Total	1,428
0040414	
Poll Place	1,613
Vote by Mail	1,613
Mail Ballot	1,613
Total	1,613

Precinct	Yes		No		Total Votes
0040405					
Poll Place	16	10.00%	144	90.00%	160
Vote by Mail	220	20.54%	851	79.46%	1,071
Mail Ballot	0		0		0
Total	236	19.17%	995	80.83%	1,231
0040406					
Poll Place	30	29.70%	71	70.30%	101
Vote by Mail	171	23.30%	563	76.70%	734
Mail Ballot	0		0		0
Total	201	24.07%	634	75.93%	835
0040407					
Poll Place	21	29.58%	50	70.42%	71
Vote by Mail	136	28.04%	349	71.96%	485
Mail Ballot	0		0		0
Total	157	28.24%	399	71.76%	556
0040409					
Poll Place	24	18.60%	105	81.40%	129
Vote by Mail	207	28.51%	519	71.49%	726
Mail Ballot	0		0		0
Total	231	27.02%	624	72.98%	855
0040411					
Poll Place	23	19.49%	95	80.51%	118
Vote by Mail	304	37.48%	507	62.52%	811
Mail Ballot	0		0		0
Total	327	35.20%	602	64.80%	929
0040414					
Poll Place	35	26.92%	95	73.08%	130
Vote by Mail	294	33.87%	574	66.13%	868
Mail Ballot	0		0		0
Total	329	32.97%	669	67.03%	998

Precinct	Registered Voters
0040415	
Poll Place	1,659
Vote by Mail	1,659
Mail Ballot	1,659
Total	1,659
0040419	
Poll Place	1,293
Vote by Mail	1,293
Mail Ballot	1,293
Total	1,293
0040421	
Poll Place	995
Vote by Mail	995
Mail Ballot	995
Total	995
0040424	
Poll Place	1,153
Vote by Mail	1,153
Mail Ballot	1,153
Total	1,153
0040428	
Poll Place	955
Vote by Mail	955
Mail Ballot	955
Total	955
0040429	
Poll Place	1,391
Vote by Mail	1,391
Mail Ballot	1,391
Total	1,391

Precinct	Yes		No		Total Votes
0040415					
Poll Place	20	14.81%	115	85.19%	135
Vote by Mail	250	20.41%	975	79.59%	1,225
Mail Ballot	0		0		0
Total	270	19.85%	1,090	80.15%	1,360
0040419					
Poll Place	9	7.63%	109	92.37%	118
Vote by Mail	198	21.50%	723	78.50%	921
Mail Ballot	0		0		0
Total	207	19.92%	832	80.08%	1,039
0040421					
Poll Place	18	19.57%	74	80.43%	92
Vote by Mail	222	31.31%	487	68.69%	709
Mail Ballot	0		0		0
Total	240	29.96%	561	70.04%	801
0040424					
Poll Place	47	41.96%	65	58.04%	112
Vote by Mail	238	38.76%	376	61.24%	614
Mail Ballot	0		0		0
Total	285	39.26%	441	60.74%	726
0040428					
Poll Place	26	33.77%	51	66.23%	77
Vote by Mail	185	35.71%	333	64.29%	518
Mail Ballot	0		0		0
Total	211	35.46%	384	64.54%	595
0040429					
Poll Place	12	6.56%	171	93.44%	183
Vote by Mail	213	22.28%	743	77.72%	956
Mail Ballot	0		0		0
Total	225	19.75%	914	80.25%	1,139

Precinct	Registered Voters
0040430	
Poll Place	1,652
Vote by Mail	1,652
Mail Ballot	1,652
Total	1,652
0040432	
Poll Place	738
Vote by Mail	738
Mail Ballot	738
Total	738
0040433	
Poll Place	1,085
Vote by Mail	1,085
Mail Ballot	1,085
Total	1,085
0040435	
Poll Place	1,334
Vote by Mail	1,334
Mail Ballot	1,334
Total	1,334
0040436	
Poll Place	840
Vote by Mail	840
Mail Ballot	840
Total	840
0040440	
Poll Place	991
Vote by Mail	991
Mail Ballot	991
Total	991

Precinct	Yes		No		Total Votes
0040430					
Poll Place	25	18.94%	107	81.06%	132
Vote by Mail	230	20.95%	868	79.05%	1,098
Mail Ballot	0		0		0
Total	255	20.73%	975	79.27%	1,230
0040432					
Poll Place	19	17.43%	90	82.57%	109
Vote by Mail	123	23.25%	406	76.75%	529
Mail Ballot	0		0		0
Total	142	22.26%	496	77.74%	638
0040433					
Poll Place	14	9.72%	130	90.28%	144
Vote by Mail	160	22.63%	547	77.37%	707
Mail Ballot	0		0		0
Total	174	20.45%	677	79.55%	851
0040435					
Poll Place	20	17.86%	92	82.14%	112
Vote by Mail	234	22.94%	786	77.06%	1,020
Mail Ballot	0		0		0
Total	254	22.44%	878	77.56%	1,132
0040436					
Poll Place	8	6.20%	121	93.80%	129
Vote by Mail	74	13.78%	463	86.22%	537
Mail Ballot	0		0		0
Total	82	12.31%	584	87.69%	666
0040440					
Poll Place	18	16.98%	88	83.02%	106
Vote by Mail	183	27.15%	491	72.85%	674
Mail Ballot	0		0		0
Total	201	25.77%	579	74.23%	780

Precinct	Registered Voters
0040441	
Poll Place	1,404
Vote by Mail	1,404
Mail Ballot	1,404
Total	1,404
0040442	
Poll Place	901
Vote by Mail	901
Mail Ballot	901
Total	901
0040443	
Poll Place	703
Vote by Mail	703
Mail Ballot	703
Total	703
0040444	
Poll Place	702
Vote by Mail	702
Mail Ballot	702
Total	702
0040447	
Poll Place	1,022
Vote by Mail	1,022
Mail Ballot	1,022
Total	1,022
0040454	
Poll Place	992
Vote by Mail	992
Mail Ballot	992
Total	992

Precinct	Yes		No		Total Votes
0040441					
Poll Place	15	22.73%	51	77.27%	66
Vote by Mail	204	16.96%	999	83.04%	1,203
Mail Ballot	0		0		0
Total	219	17.26%	1,050	82.74%	1,269
0040442					
Poll Place	17	24.29%	53	75.71%	70
Vote by Mail	196	30.20%	453	69.80%	649
Mail Ballot	0		0		0
Total	213	29.62%	506	70.38%	719
0040443					
Poll Place	13	20.31%	51	79.69%	64
Vote by Mail	123	26.17%	347	73.83%	470
Mail Ballot	0		0		0
Total	136	25.47%	398	74.53%	534
0040444					
Poll Place	15	28.85%	37	71.15%	52
Vote by Mail	132	31.13%	292	68.87%	424
Mail Ballot	0		0		0
Total	147	30.88%	329	69.12%	476
0040447					
Poll Place	12	20.69%	46	79.31%	58
Vote by Mail	174	24.54%	535	75.46%	709
Mail Ballot	0		0		0
Total	186	24.25%	581	75.75%	767
0040454					
Poll Place	16	18.18%	72	81.82%	88
Vote by Mail	215	32.58%	445	67.42%	660
Mail Ballot	0		0		0
Total	231	30.88%	517	69.12%	748

Precinct	Registered Voters
0040455	
Poll Place	2,039
Vote by Mail	2,039
Mail Ballot	2,039
Total	2,039
0040460	
Poll Place	960
Vote by Mail	960
Mail Ballot	960
Total	960
0040461	
Poll Place	1,495
Vote by Mail	1,495
Mail Ballot	1,495
Total	1,495
0040462	
Poll Place	1,455
Vote by Mail	1,455
Mail Ballot	1,455
Total	1,455
0040463	
Poll Place	971
Vote by Mail	971
Mail Ballot	971
Total	971
0040464	
Poll Place	1,231
Vote by Mail	1,231
Mail Ballot	1,231
Total	1,231

Precinct	Yes		No		Total Votes
0040455					
Poll Place	54	20.22%	213	79.78%	267
Vote by Mail	336	23.35%	1,103	76.65%	1,439
Mail Ballot	0		0		0
Total	390	22.86%	1,316	77.14%	1,706
0040460					
Poll Place	17	16.67%	85	83.33%	102
Vote by Mail	145	21.51%	529	78.49%	674
Mail Ballot	0		0		0
Total	162	20.88%	614	79.12%	776
0040461					
Poll Place	19	12.58%	132	87.42%	151
Vote by Mail	256	22.88%	863	77.12%	1,119
Mail Ballot	0		0		0
Total	275	21.65%	995	78.35%	1,270
0040462					
Poll Place	23	23.23%	76	76.77%	99
Vote by Mail	310	28.00%	797	72.00%	1,107
Mail Ballot	0		0		0
Total	333	27.61%	873	72.39%	1,206
0040463					
Poll Place	36	26.87%	98	73.13%	134
Vote by Mail	221	34.05%	428	65.95%	649
Mail Ballot	0		0		0
Total	257	32.82%	526	67.18%	783
0040464					
Poll Place	41	27.33%	109	72.67%	150
Vote by Mail	283	36.75%	487	63.25%	770
Mail Ballot	0		0		0
Total	324	35.22%	596	64.78%	920

Precinct	Registered Voters
0040466	
Poll Place	1,332
Vote by Mail	1,332
Mail Ballot	1,332
Total	1,332
0040469	
Poll Place	929
Vote by Mail	929
Mail Ballot	929
Total	929
0040470	
Poll Place	1,081
Vote by Mail	1,081
Mail Ballot	1,081
Total	1,081
0040471	
Poll Place	1,591
Vote by Mail	1,591
Mail Ballot	1,591
Total	1,591
0040475	
Poll Place	1,090
Vote by Mail	1,090
Mail Ballot	1,090
Total	1,090
0040480	
Poll Place	1,194
Vote by Mail	1,194
Mail Ballot	1,194
Total	1,194

Precinct	Yes		No		Total Votes
0040466					
Poll Place	23	14.56%	135	85.44%	158
Vote by Mail	220	24.15%	691	75.85%	911
Mail Ballot	0		0		0
Total	243	22.73%	826	77.27%	1,069
0040469					
Poll Place	37	24.03%	117	75.97%	154
Vote by Mail	174	34.25%	334	65.75%	508
Mail Ballot	0		0		0
Total	211	31.87%	451	68.13%	662
0040470					
Poll Place	31	27.93%	80	72.07%	111
Vote by Mail	224	32.89%	457	67.11%	681
Mail Ballot	0		0		0
Total	255	32.20%	537	67.80%	792
0040471					
Poll Place	44	25.58%	128	74.42%	172
Vote by Mail	372	37.88%	610	62.12%	982
Mail Ballot	0		0		0
Total	416	36.05%	738	63.95%	1,154
0040475					
Poll Place	20	20.00%	80	80.00%	100
Vote by Mail	222	31.05%	493	68.95%	715
Mail Ballot	0		0		0
Total	242	29.69%	573	70.31%	815
0040480					
Poll Place	15	15.31%	83	84.69%	98
Vote by Mail	248	28.60%	619	71.40%	867
Mail Ballot	0		0		0
Total	263	27.25%	702	72.75%	965

Precinct	Registered Voters
0040494	
Poll Place	979
Vote by Mail	979
Mail Ballot	979
Total	979
0040495	
Poll Place	1,789
Vote by Mail	1,789
Mail Ballot	1,789
Total	1,789
0040496	
Poll Place	1,396
Vote by Mail	1,396
Mail Ballot	1,396
Total	1,396
0040497	
Poll Place	885
Vote by Mail	885
Mail Ballot	885
Total	885
0041240	
Poll Place	368
Vote by Mail	368
Mail Ballot	368
Total	368
0041780	
Poll Place	1,346
Vote by Mail	1,346
Mail Ballot	1,346
Total	1,346

Precinct	Yes		No		Total Votes
0040494					
Poll Place	7	11.67%	53	88.33%	60
Vote by Mail	214	29.16%	520	70.84%	734
Mail Ballot	0		0		0
Total	221	27.83%	573	72.17%	794
0040495					
Poll Place	32	30.48%	73	69.52%	105
Vote by Mail	441	32.72%	907	67.28%	1,348
Mail Ballot	0		0		0
Total	473	32.55%	980	67.45%	1,453
0040496					
Poll Place	30	17.24%	144	82.76%	174
Vote by Mail	228	22.03%	807	77.97%	1,035
Mail Ballot	0		0		0
Total	258	21.34%	951	78.66%	1,209
0040497					
Poll Place	27	25.96%	77	74.04%	104
Vote by Mail	158	27.77%	411	72.23%	569
Mail Ballot	0		0		0
Total	185	27.49%	488	72.51%	673
0041240					
Poll Place	29	36.25%	51	63.75%	80
Vote by Mail	46	26.14%	130	73.86%	176
Mail Ballot	0		0		0
Total	75	29.30%	181	70.70%	256
0041780					
Poll Place	35	13.46%	225	86.54%	260
Vote by Mail	135	19.45%	559	80.55%	694
Mail Ballot	0		0		0
Total	170	17.82%	784	82.18%	954

Precinct	Registered Voters
0041820	
Poll Place	1,420
Vote by Mail	1,420
Mail Ballot	1,420
Total	1,420
0041910	
Poll Place	628
Vote by Mail	628
Mail Ballot	628
Total	628
0041913	
Poll Place	1,937
Vote by Mail	1,937
Mail Ballot	1,937
Total	1,937
0041915	
Poll Place	1,594
Vote by Mail	1,594
Mail Ballot	1,594
Total	1,594
0042218	
Poll Place	847
Vote by Mail	847
Mail Ballot	847
Total	847
0042261	
Poll Place	372
Vote by Mail	372
Mail Ballot	372
Total	372

Precinct	Yes		No		Total Votes
0041820					
Poll Place	44	19.13%	186	80.87%	230
Vote by Mail	215	24.71%	655	75.29%	870
Mail Ballot	0		0		0
Total	259	23.55%	841	76.45%	1,100
0041910					
Poll Place	9	13.04%	60	86.96%	69
Vote by Mail	32	7.36%	403	92.64%	435
Mail Ballot	0		0		0
Total	41	8.13%	463	91.87%	504
0041913					
Poll Place	19	9.69%	177	90.31%	196
Vote by Mail	241	16.26%	1,241	83.74%	1,482
Mail Ballot	0		0		0
Total	260	15.49%	1,418	84.51%	1,678
0041915					
Poll Place	12	7.45%	149	92.55%	161
Vote by Mail	155	13.06%	1,032	86.94%	1,187
Mail Ballot	0		0		0
Total	167	12.39%	1,181	87.61%	1,348
0042218					
Poll Place	11	7.01%	146	92.99%	157
Vote by Mail	105	23.86%	335	76.14%	440
Mail Ballot	0		0		0
Total	116	19.43%	481	80.57%	597
0042261					
Poll Place	25	44.64%	31	55.36%	56
Vote by Mail	81	40.50%	119	59.50%	200
Mail Ballot	0		0		0
Total	106	41.41%	150	58.59%	256

Precinct	Registered Voters
0042390	
Poll Place	485
Vote by Mail	485
Mail Ballot	485
Total	485
0042630	
Poll Place	647
Vote by Mail	647
Mail Ballot	647
Total	647
0042842	
Poll Place	1,330
Vote by Mail	1,330
Mail Ballot	1,330
Total	1,330
0042845	
Poll Place	1,159
Vote by Mail	1,159
Mail Ballot	1,159
Total	1,159
0043043	
Poll Place	1,329
Vote by Mail	1,329
Mail Ballot	1,329
Total	1,329
0043048	
Poll Place	1,084
Vote by Mail	1,084
Mail Ballot	1,084
Total	1,084

Precinct	Yes		No		Total Votes
0042390					
Poll Place	11	12.64%	76	87.36%	87
Vote by Mail	40	13.99%	246	86.01%	286
Mail Ballot	0		0		0
Total	51	13.67%	322	86.33%	373
0042630					
Poll Place	8	7.34%	101	92.66%	109
Vote by Mail	57	14.84%	327	85.16%	384
Mail Ballot	0		0		0
Total	65	13.18%	428	86.82%	493
0042842					
Poll Place	25	13.59%	159	86.41%	184
Vote by Mail	310	32.91%	632	67.09%	942
Mail Ballot	0		0		0
Total	335	29.75%	791	70.25%	1,126
0042845					
Poll Place	20	8.47%	216	91.53%	236
Vote by Mail	157	21.96%	558	78.04%	715
Mail Ballot	0		0		0
Total	177	18.61%	774	81.39%	951
0043043					
Poll Place	10	7.09%	131	92.91%	141
Vote by Mail	126	12.40%	890	87.60%	1,016
Mail Ballot	0		0		0
Total	136	11.75%	1,021	88.25%	1,157
0043048					
Poll Place	13	9.42%	125	90.58%	138
Vote by Mail	102	14.39%	607	85.61%	709
Mail Ballot	0		0		0
Total	115	13.58%	732	86.42%	847

Precinct	Registered Voters
0043050	
Poll Place	1,195
Vote by Mail	1,195
Mail Ballot	1,195
Total	1,195
0043051	
Poll Place	620
Vote by Mail	620
Mail Ballot	620
Total	620
0043052	
Poll Place	903
Vote by Mail	903
Mail Ballot	903
Total	903
0043053	
Poll Place	1,228
Vote by Mail	1,228
Mail Ballot	1,228
Total	1,228
0043055	
Poll Place	1,018
Vote by Mail	1,018
Mail Ballot	1,018
Total	1,018
0043059	
Poll Place	1,336
Vote by Mail	1,336
Mail Ballot	1,336
Total	1,336

Precinct	Yes		No		Total Votes
0043050					
Poll Place	19	12.50%	133	87.50%	152
Vote by Mail	128	15.38%	704	84.62%	832
Mail Ballot	0		0		0
Total	147	14.94%	837	85.06%	984
0043051					
Poll Place	4	10.00%	36	90.00%	40
Vote by Mail	63	12.57%	438	87.43%	501
Mail Ballot	0		0		0
Total	67	12.38%	474	87.62%	541
0043052					
Poll Place	9	8.49%	97	91.51%	106
Vote by Mail	99	15.02%	560	84.98%	659
Mail Ballot	0		0		0
Total	108	14.12%	657	85.88%	765
0043053					
Poll Place	16	10.19%	141	89.81%	157
Vote by Mail	154	17.64%	719	82.36%	873
Mail Ballot	0		0		0
Total	170	16.50%	860	83.50%	1,030
0043055					
Poll Place	4	5.41%	70	94.59%	74
Vote by Mail	97	12.09%	705	87.91%	802
Mail Ballot	0		0		0
Total	101	11.53%	775	88.47%	876
0043059					
Poll Place	12	8.96%	122	91.04%	134
Vote by Mail	101	10.02%	907	89.98%	1,008
Mail Ballot	0		0		0
Total	113	9.89%	1,029	90.11%	1,142

Precinct	Registered Voters
0043170	
Poll Place	1,402
Vote by Mail	1,402
Mail Ballot	1,402
Total	1,402
0043290	
Poll Place	488
Vote by Mail	488
Mail Ballot	488
Total	488
0043310	
Poll Place	724
Vote by Mail	724
Mail Ballot	724
Total	724
0043320	
Poll Place	1,647
Vote by Mail	1,647
Mail Ballot	1,647
Total	1,647
0043340	
Poll Place	1,002
Vote by Mail	1,002
Mail Ballot	1,002
Total	1,002
0043510	
Poll Place	877
Vote by Mail	877
Mail Ballot	877
Total	877

Precinct	Yes		No		Total Votes
0043170					
Poll Place	30	23.81%	96	76.19%	126
Vote by Mail	123	16.80%	609	83.20%	732
Mail Ballot	0		0		0
Total	153	17.83%	705	82.17%	858
0043290					
Poll Place	1	1.61%	61	98.39%	62
Vote by Mail	30	8.17%	337	91.83%	367
Mail Ballot	0		0		0
Total	31	7.23%	398	92.77%	429
0043310					
Poll Place	13	13.98%	80	86.02%	93
Vote by Mail	68	20.61%	262	79.39%	330
Mail Ballot	0		0		0
Total	81	19.15%	342	80.85%	423
0043320					
Poll Place	17	8.46%	184	91.54%	201
Vote by Mail	90	8.17%	1,012	91.83%	1,102
Mail Ballot	0		0		0
Total	107	8.21%	1,196	91.79%	1,303
0043340					
Poll Place	22	12.36%	156	87.64%	178
Vote by Mail	69	12.75%	472	87.25%	541
Mail Ballot	0		0		0
Total	91	12.66%	628	87.34%	719
0043510					
Poll Place	45	33.83%	88	66.17%	133
Vote by Mail	132	28.33%	334	71.67%	466
Mail Ballot	0		0		0
Total	177	29.55%	422	70.45%	599

Precinct	Registered Voters
0043520	
Poll Place	808
Vote by Mail	808
Mail Ballot	808
Total	808
0043540	
Poll Place	994
Vote by Mail	994
Mail Ballot	994
Total	994
0043567	
Poll Place	1,459
Vote by Mail	1,459
Mail Ballot	1,459
Total	1,459
0043568	
Poll Place	1,533
Vote by Mail	1,533
Mail Ballot	1,533
Total	1,533
0043570	
Poll Place	810
Vote by Mail	810
Mail Ballot	810
Total	810
0043572	
Poll Place	887
Vote by Mail	887
Mail Ballot	887
Total	887

Precinct	Yes		No		Total Votes
0043520					
Poll Place	10	13.51%	64	86.49%	74
Vote by Mail	137	36.63%	237	63.37%	374
Mail Ballot	0		0		0
Total	147	32.81%	301	67.19%	448
0043540					
Poll Place	15	23.08%	50	76.92%	65
Vote by Mail	165	25.08%	493	74.92%	658
Mail Ballot	0		0		0
Total	180	24.90%	543	75.10%	723
0043567					
Poll Place	37	29.13%	90	70.87%	127
Vote by Mail	356	45.18%	432	54.82%	788
Mail Ballot	0		0		0
Total	393	42.95%	522	57.05%	915
0043568					
Poll Place	38	32.76%	78	67.24%	116
Vote by Mail	332	42.13%	456	57.87%	788
Mail Ballot	0		0		0
Total	370	40.93%	534	59.07%	904
0043570					
Poll Place	26	34.21%	50	65.79%	76
Vote by Mail	145	32.22%	305	67.78%	450
Mail Ballot	0		0		0
Total	171	32.51%	355	67.49%	526
0043572					
Poll Place	24	27.59%	63	72.41%	87
Vote by Mail	155	35.31%	284	64.69%	439
Mail Ballot	0		0		0
Total	179	34.03%	347	65.97%	526

Precinct	Registered Voters
0044103	
Poll Place	1,095
Vote by Mail	1,095
Mail Ballot	1,095
Total	1,095
0044104	
Poll Place	1,669
Vote by Mail	1,669
Mail Ballot	1,669
Total	1,669
0044105	
Poll Place	1,097
Vote by Mail	1,097
Mail Ballot	1,097
Total	1,097
0044106	
Poll Place	1,303
Vote by Mail	1,303
Mail Ballot	1,303
Total	1,303
0044107	
Poll Place	1,405
Vote by Mail	1,405
Mail Ballot	1,405
Total	1,405
0044112	
Poll Place	1,010
Vote by Mail	1,010
Mail Ballot	1,010
Total	1,010

Precinct	Yes		No		Total Votes
0044103					
Poll Place	9	9.09%	90	90.91%	99
Vote by Mail	113	13.20%	743	86.80%	856
Mail Ballot	0		0		0
Total	122	12.77%	833	87.23%	955
0044104					
Poll Place	32	32.00%	68	68.00%	100
Vote by Mail	465	40.75%	676	59.25%	1,141
Mail Ballot	0		0		0
Total	497	40.05%	744	59.95%	1,241
0044105					
Poll Place	15	17.44%	71	82.56%	86
Vote by Mail	292	41.83%	406	58.17%	698
Mail Ballot	0		0		0
Total	307	39.16%	477	60.84%	784
0044106					
Poll Place	22	23.40%	72	76.60%	94
Vote by Mail	316	35.91%	564	64.09%	880
Mail Ballot	0		0		0
Total	338	34.70%	636	65.30%	974
0044107					
Poll Place	10	15.63%	54	84.38%	64
Vote by Mail	274	24.55%	842	75.45%	1,116
Mail Ballot	0		0		0
Total	284	24.07%	896	75.93%	1,180
0044112					
Poll Place	5	5.21%	91	94.79%	96
Vote by Mail	123	16.55%	620	83.45%	743
Mail Ballot	0		0		0
Total	128	15.26%	711	84.74%	839

Precinct	Registered Voters
0044113	
Poll Place	803
Vote by Mail	803
Mail Ballot	803
Total	803
0050020	
Poll Place	1,131
Vote by Mail	1,131
Mail Ballot	1,131
Total	1,131
0050180	
Poll Place	1,094
Vote by Mail	1,094
Mail Ballot	1,094
Total	1,094
0050190	
Poll Place	1,444
Vote by Mail	1,444
Mail Ballot	1,444
Total	1,444
0050200	
Poll Place	1,155
Vote by Mail	1,155
Mail Ballot	1,155
Total	1,155
0050211	
Poll Place	1,674
Vote by Mail	1,674
Mail Ballot	1,674
Total	1,674

Precinct	Yes		No		Total Votes
0044113					
Poll Place	22	24.44%	68	75.56%	90
Vote by Mail	166	30.51%	378	69.49%	544
Mail Ballot	0		0		0
Total	188	29.65%	446	70.35%	634
0050020					
Poll Place	53	43.09%	70	56.91%	123
Vote by Mail	181	39.61%	276	60.39%	457
Mail Ballot	0		0		0
Total	234	40.34%	346	59.66%	580
0050180					
Poll Place	40	45.45%	48	54.55%	88
Vote by Mail	265	47.41%	294	52.59%	559
Mail Ballot	0		0		0
Total	305	47.14%	342	52.86%	647
0050190					
Poll Place	53	42.40%	72	57.60%	125
Vote by Mail	296	44.44%	370	55.56%	666
Mail Ballot	0		0		0
Total	349	44.12%	442	55.88%	791
0050200					
Poll Place	48	48.48%	51	51.52%	99
Vote by Mail	266	51.06%	255	48.94%	521
Mail Ballot	0		0		0
Total	314	50.65%	306	49.35%	620
0050211					
Poll Place	73	46.79%	83	53.21%	156
Vote by Mail	440	49.77%	444	50.23%	884
Mail Ballot	0		0		0
Total	513	49.33%	527	50.67%	1,040

Precinct	Registered Voters
0050501	
Poll Place	487
Vote by Mail	487
Mail Ballot	487
Total	487
0050503	
Poll Place	614
Vote by Mail	614
Mail Ballot	614
Total	614
0050505	
Poll Place	691
Vote by Mail	691
Mail Ballot	691
Total	691
0050506	
Poll Place	952
Vote by Mail	952
Mail Ballot	952
Total	952
0050507	
Poll Place	1,131
Vote by Mail	1,131
Mail Ballot	1,131
Total	1,131
0050509	
Poll Place	1,560
Vote by Mail	1,560
Mail Ballot	1,560
Total	1,560

Precinct	Yes		No		Total Votes
0050501					
Poll Place	17	56.67%	13	43.33%	30
Vote by Mail	100	64.52%	55	35.48%	155
Mail Ballot	0		0		0
Total	117	63.24%	68	36.76%	185
0050503					
Poll Place	10	38.46%	16	61.54%	26
Vote by Mail	126	47.55%	139	52.45%	265
Mail Ballot	0		0		0
Total	136	46.74%	155	53.26%	291
0050505					
Poll Place	13	28.26%	33	71.74%	46
Vote by Mail	124	36.36%	217	63.64%	341
Mail Ballot	0		0		0
Total	137	35.40%	250	64.60%	387
0050506					
Poll Place	22	51.16%	21	48.84%	43
Vote by Mail	155	50.49%	152	49.51%	307
Mail Ballot	0		0		0
Total	177	50.57%	173	49.43%	350
0050507					
Poll Place	20	52.63%	18	47.37%	38
Vote by Mail	207	50.12%	206	49.88%	413
Mail Ballot	0		0		0
Total	227	50.33%	224	49.67%	451
0050509					
Poll Place	67	48.91%	70	51.09%	137
Vote by Mail	302	52.61%	272	47.39%	574
Mail Ballot	0		0		0
Total	369	51.90%	342	48.10%	711

Precinct	Registered Voters
0050511	
Poll Place	1,636
Vote by Mail	1,636
Mail Ballot	1,636
Total	1,636
0050514	
Poll Place	1,259
Vote by Mail	1,259
Mail Ballot	1,259
Total	1,259
0050517	
Poll Place	1,091
Vote by Mail	1,091
Mail Ballot	1,091
Total	1,091
0050518	
Poll Place	384
Vote by Mail	384
Mail Ballot	384
Total	384
0050519	
Poll Place	1,525
Vote by Mail	1,525
Mail Ballot	1,525
Total	1,525
0050523	
Poll Place	682
Vote by Mail	682
Mail Ballot	682
Total	682

Precinct	Yes		No		Total Votes
0050511					
Poll Place	29	49.15%	30	50.85%	59
Vote by Mail	294	53.94%	251	46.06%	545
Mail Ballot	0		0		0
Total	323	53.48%	281	46.52%	604
0050514					
Poll Place	28	30.77%	63	69.23%	91
Vote by Mail	276	47.10%	310	52.90%	586
Mail Ballot	0		0		0
Total	304	44.90%	373	55.10%	677
0050517					
Poll Place	31	23.48%	101	76.52%	132
Vote by Mail	254	34.75%	477	65.25%	731
Mail Ballot	0		0		0
Total	285	33.02%	578	66.98%	863
0050518					
Poll Place	12	50.00%	12	50.00%	24
Vote by Mail	94	42.73%	126	57.27%	220
Mail Ballot	0		0		0
Total	106	43.44%	138	56.56%	244
0050519					
Poll Place	23	15.23%	128	84.77%	151
Vote by Mail	305	28.75%	756	71.25%	1,061
Mail Ballot	0		0		0
Total	328	27.06%	884	72.94%	1,212
0050523					
Poll Place	15	45.45%	18	54.55%	33
Vote by Mail	199	47.04%	224	52.96%	423
Mail Ballot	0		0		0
Total	214	46.93%	242	53.07%	456

Precinct	Registered Voters
0050524	
Poll Place	1,571
Vote by Mail	1,571
Mail Ballot	1,571
Total	1,571
0050532	
Poll Place	1,302
Vote by Mail	1,302
Mail Ballot	1,302
Total	1,302
0050536	
Poll Place	489
Vote by Mail	489
Mail Ballot	489
Total	489
0050538	
Poll Place	702
Vote by Mail	702
Mail Ballot	702
Total	702
0050541	
Poll Place	1,081
Vote by Mail	1,081
Mail Ballot	1,081
Total	1,081
0050543	
Poll Place	352
Vote by Mail	352
Mail Ballot	352
Total	352

Precinct	Yes		No		Total Votes
0050524					
Poll Place	53	53.54%	46	46.46%	99
Vote by Mail	379	53.99%	323	46.01%	702
Mail Ballot	0		0		0
Total	432	53.93%	369	46.07%	801
0050532					
Poll Place	14	30.43%	32	69.57%	46
Vote by Mail	278	53.36%	243	46.64%	521
Mail Ballot	0		0		0
Total	292	51.50%	275	48.50%	567
0050536					
Poll Place	15	42.86%	20	57.14%	35
Vote by Mail	143	50.71%	139	49.29%	282
Mail Ballot	0		0		0
Total	158	49.84%	159	50.16%	317
0050538					
Poll Place	32	42.11%	44	57.89%	76
Vote by Mail	163	42.56%	220	57.44%	383
Mail Ballot	0		0		0
Total	195	42.48%	264	57.52%	459
0050541					
Poll Place	23	60.53%	15	39.47%	38
Vote by Mail	256	49.90%	257	50.10%	513
Mail Ballot	0		0		0
Total	279	50.64%	272	49.36%	551
0050543					
Poll Place	12	57.14%	9	42.86%	21
Vote by Mail	93	52.84%	83	47.16%	176
Mail Ballot	0		0		0
Total	105	53.30%	92	46.70%	197

Precinct	Registered Voters
0050545	
Poll Place	1,364
Vote by Mail	1,364
Mail Ballot	1,364
Total	1,364
0050548	
Poll Place	1,202
Vote by Mail	1,202
Mail Ballot	1,202
Total	1,202
0050552	
Poll Place	911
Vote by Mail	911
Mail Ballot	911
Total	911
0050560	
Poll Place	900
Vote by Mail	900
Mail Ballot	900
Total	900
0050576	
Poll Place	1,621
Vote by Mail	1,621
Mail Ballot	1,621
Total	1,621
0050590	
Poll Place	521
Vote by Mail	521
Mail Ballot	521
Total	521

Precinct	Yes		No		Total Votes
0050545					
Poll Place	50	53.76%	43	46.24%	93
Vote by Mail	358	47.48%	396	52.52%	754
Mail Ballot	0		0		0
Total	408	48.17%	439	51.83%	847
0050548					
Poll Place	34	40.96%	49	59.04%	83
Vote by Mail	255	46.45%	294	53.55%	549
Mail Ballot	0		0		0
Total	289	45.73%	343	54.27%	632
0050552					
Poll Place	25	33.78%	49	66.22%	74
Vote by Mail	209	45.83%	247	54.17%	456
Mail Ballot	0		0		0
Total	234	44.15%	296	55.85%	530
0050560					
Poll Place	20	39.22%	31	60.78%	51
Vote by Mail	184	53.03%	163	46.97%	347
Mail Ballot	0		0		0
Total	204	51.26%	194	48.74%	398
0050576					
Poll Place	28	29.17%	68	70.83%	96
Vote by Mail	410	45.05%	500	54.95%	910
Mail Ballot	0		0		0
Total	438	43.54%	568	56.46%	1,006
0050590					
Poll Place	21	60.00%	14	40.00%	35
Vote by Mail	106	51.96%	98	48.04%	204
Mail Ballot	0		0		0
Total	127	53.14%	112	46.86%	239

Precinct	Registered Voters
0050731	
Poll Place	1,136
Vote by Mail	1,136
Mail Ballot	1,136
Total	1,136
0050741	
Poll Place	1,124
Vote by Mail	1,124
Mail Ballot	1,124
Total	1,124
0050742	
Poll Place	1,083
Vote by Mail	1,083
Mail Ballot	1,083
Total	1,083
0050750	
Poll Place	785
Vote by Mail	785
Mail Ballot	785
Total	785
0050751	
Poll Place	422
Vote by Mail	422
Mail Ballot	422
Total	422
0050752	
Poll Place	1,382
Vote by Mail	1,382
Mail Ballot	1,382
Total	1,382

Precinct	Yes		No		Total Votes
0050731					
Poll Place	28	43.08%	37	56.92%	65
Vote by Mail	269	50.56%	263	49.44%	532
Mail Ballot	0		0		0
Total	297	49.75%	300	50.25%	597
0050741					
Poll Place	15	26.32%	42	73.68%	57
Vote by Mail	242	41.16%	346	58.84%	588
Mail Ballot	0		0		0
Total	257	39.84%	388	60.16%	645
0050742					
Poll Place	42	45.16%	51	54.84%	93
Vote by Mail	253	49.41%	259	50.59%	512
Mail Ballot	0		0		0
Total	295	48.76%	310	51.24%	605
0050750					
Poll Place	31	39.24%	48	60.76%	79
Vote by Mail	186	44.08%	236	55.92%	422
Mail Ballot	0		0		0
Total	217	43.31%	284	56.69%	501
0050751					
Poll Place	18	40.91%	26	59.09%	44
Vote by Mail	78	37.14%	132	62.86%	210
Mail Ballot	0		0		0
Total	96	37.80%	158	62.20%	254
0050752					
Poll Place	41	21.35%	151	78.65%	192
Vote by Mail	294	37.98%	480	62.02%	774
Mail Ballot	0		0		0
Total	335	34.68%	631	65.32%	966

Precinct	Registered Voters
0050765	
Poll Place	1,244
Vote by Mail	1,244
Mail Ballot	1,244
Total	1,244
0051180	
Poll Place	982
Vote by Mail	982
Mail Ballot	982
Total	982
0051227	
Poll Place	662
Vote by Mail	662
Mail Ballot	662
Total	662
0051228	
Poll Place	687
Vote by Mail	687
Mail Ballot	687
Total	687
0051310	
Poll Place	476
Vote by Mail	476
Mail Ballot	476
Total	476
0051313	
Poll Place	277
Vote by Mail	277
Mail Ballot	277
Total	277

Precinct	Yes		No		Total Votes
0050765					
Poll Place	29	30.53%	66	69.47%	95
Vote by Mail	292	39.04%	456	60.96%	748
Mail Ballot	0		0		0
Total	321	38.08%	522	61.92%	843
0051180					
Poll Place	41	51.90%	38	48.10%	79
Vote by Mail	171	47.90%	186	52.10%	357
Mail Ballot	0		0		0
Total	212	48.62%	224	51.38%	436
0051227					
Poll Place	19	22.62%	65	77.38%	84
Vote by Mail	117	27.86%	303	72.14%	420
Mail Ballot	0		0		0
Total	136	26.98%	368	73.02%	504
0051228					
Poll Place	24	33.33%	48	66.67%	72
Vote by Mail	123	33.33%	246	66.67%	369
Mail Ballot	0		0		0
Total	147	33.33%	294	66.67%	441
0051310					
Poll Place	21	47.73%	23	52.27%	44
Vote by Mail	100	55.56%	80	44.44%	180
Mail Ballot	0		0		0
Total	121	54.02%	103	45.98%	224
0051313					
Poll Place	8	53.33%	7	46.67%	15
Vote by Mail	54	54.55%	45	45.45%	99
Mail Ballot	0		0		0
Total	62	54.39%	52	45.61%	114

Precinct	Registered Voters
0051331	
Poll Place	1,171
Vote by Mail	1,171
Mail Ballot	1,171
Total	1,171
0051332	
Poll Place	1,189
Vote by Mail	1,189
Mail Ballot	1,189
Total	1,189
0051690	
Poll Place	748
Vote by Mail	748
Mail Ballot	748
Total	748
0051727	
Poll Place	592
Vote by Mail	592
Mail Ballot	592
Total	592
0051728	
Poll Place	559
Vote by Mail	559
Mail Ballot	559
Total	559
0052033	
Poll Place	475
Vote by Mail	475
Mail Ballot	475
Total	475

Precinct	Yes		No		Total Votes
0051331					
Poll Place	45	44.12%	57	55.88%	102
Vote by Mail	218	34.55%	413	65.45%	631
Mail Ballot	0		0		0
Total	263	35.88%	470	64.12%	733
0051332					
Poll Place	17	25.00%	51	75.00%	68
Vote by Mail	259	39.01%	405	60.99%	664
Mail Ballot	0		0		0
Total	276	37.70%	456	62.30%	732
0051690					
Poll Place	18	41.86%	25	58.14%	43
Vote by Mail	130	49.24%	134	50.76%	264
Mail Ballot	0		0		0
Total	148	48.21%	159	51.79%	307
0051727					
Poll Place	22	26.83%	60	73.17%	82
Vote by Mail	116	33.92%	226	66.08%	342
Mail Ballot	0		0		0
Total	138	32.55%	286	67.45%	424
0051728					
Poll Place	21	30.88%	47	69.12%	68
Vote by Mail	113	37.42%	189	62.58%	302
Mail Ballot	0		0		0
Total	134	36.22%	236	63.78%	370
0052033					
Poll Place	12	38.71%	19	61.29%	31
Vote by Mail	66	48.18%	71	51.82%	137
Mail Ballot	0		0		0
Total	78	46.43%	90	53.57%	168

Precinct	Registered Voters
0052034	
Poll Place	797
Vote by Mail	797
Mail Ballot	797
Total	797
0052070	
Poll Place	978
Vote by Mail	978
Mail Ballot	978
Total	978
0052080	
Poll Place	1,001
Vote by Mail	1,001
Mail Ballot	1,001
Total	1,001
0052110	
Poll Place	895
Vote by Mail	895
Mail Ballot	895
Total	895
0052180	
Poll Place	753
Vote by Mail	753
Mail Ballot	753
Total	753
0052182	
Poll Place	641
Vote by Mail	641
Mail Ballot	641
Total	641

Precinct	Yes		No		Total Votes
0052034					
Poll Place	35	50.72%	34	49.28%	69
Vote by Mail	151	44.94%	185	55.06%	336
Mail Ballot	0		0		0
Total	186	45.93%	219	54.07%	405
0052070					
Poll Place	31	37.80%	51	62.20%	82
Vote by Mail	182	46.31%	211	53.69%	393
Mail Ballot	0		0		0
Total	213	44.84%	262	55.16%	475
0052080					
Poll Place	15	25.86%	43	74.14%	58
Vote by Mail	170	44.04%	216	55.96%	386
Mail Ballot	0		0		0
Total	185	41.67%	259	58.33%	444
0052110					
Poll Place	32	52.46%	29	47.54%	61
Vote by Mail	160	49.84%	161	50.16%	321
Mail Ballot	0		0		0
Total	192	50.26%	190	49.74%	382
0052180					
Poll Place	33	46.48%	38	53.52%	71
Vote by Mail	154	43.26%	202	56.74%	356
Mail Ballot	0		0		0
Total	187	43.79%	240	56.21%	427
0052182					
Poll Place	12	38.71%	19	61.29%	31
Vote by Mail	145	45.89%	171	54.11%	316
Mail Ballot	0		0		0
Total	157	45.24%	190	54.76%	347

Precinct	Registered Voters
0052183	
Poll Place	929
Vote by Mail	929
Mail Ballot	929
Total	929
0052184	
Poll Place	890
Vote by Mail	890
Mail Ballot	890
Total	890
0052185	
Poll Place	410
Vote by Mail	410
Mail Ballot	410
Total	410
0052400	
Poll Place	1,170
Vote by Mail	1,170
Mail Ballot	1,170
Total	1,170
0052490	
Poll Place	1,059
Vote by Mail	1,059
Mail Ballot	1,059
Total	1,059
7010010	
Poll Place	2
Vote by Mail	2
Mail Ballot	2
Total	2

Precinct	Yes		No		Total Votes
0052183					
Poll Place	41	48.81%	43	51.19%	84
Vote by Mail	197	48.17%	212	51.83%	409
Mail Ballot	0		0		0
Total	238	48.28%	255	51.72%	493
0052184					
Poll Place	25	39.06%	39	60.94%	64
Vote by Mail	222	51.15%	212	48.85%	434
Mail Ballot	0		0		0
Total	247	49.60%	251	50.40%	498
0052185					
Poll Place	23	41.07%	33	58.93%	56
Vote by Mail	79	48.77%	83	51.23%	162
Mail Ballot	0		0		0
Total	102	46.79%	116	53.21%	218
0052400					
Poll Place	14	31.11%	31	68.89%	45
Vote by Mail	201	42.68%	270	57.32%	471
Mail Ballot	0		0		0
Total	215	41.67%	301	58.33%	516
0052490					
Poll Place	26	35.14%	48	64.86%	74
Vote by Mail	198	41.86%	275	58.14%	473
Mail Ballot	0		0		0
Total	224	40.95%	323	59.05%	547
7010010					
Poll Place	0		0		0
Vote by Mail	0		0		0
Mail Ballot	0	0.00%	2	100.00%	2
Total	0	0.00%	2	100.00%	2

Precinct	Registered Voters
7010015	
Poll Place	3
Vote by Mail	3
Mail Ballot	3
Total	3
7010050	
Poll Place	13
Vote by Mail	13
Mail Ballot	13
Total	13
7010080	
Poll Place	250
Vote by Mail	250
Mail Ballot	250
Total	250
7010084	
Poll Place	119
Vote by Mail	119
Mail Ballot	119
Total	119
7010085	
Poll Place	367
Vote by Mail	367
Mail Ballot	367
Total	367
7010090	
Poll Place	205
Vote by Mail	205
Mail Ballot	205
Total	205

Precinct	Yes		No		Total Votes
7010015					
Poll Place	0		0		0
Vote by Mail	0		0		0
Mail Ballot	1	50.00%	1	50.00%	2
Total	1	50.00%	1	50.00%	2
7010050					
Poll Place	0		0		0
Vote by Mail	0		0		0
Mail Ballot	2	33.33%	4	66.67%	6
Total	2	33.33%	4	66.67%	6
7010080					
Poll Place	0		0		0
Vote by Mail	0		0		0
Mail Ballot	28	12.84%	190	87.16%	218
Total	28	12.84%	190	87.16%	218
7010084					
Poll Place	0		0		0
Vote by Mail	0		0		0
Mail Ballot	9	13.85%	56	86.15%	65
Total	9	13.85%	56	86.15%	65
7010085					
Poll Place	0		0		0
Vote by Mail	0		0		0
Mail Ballot	37	11.75%	278	88.25%	315
Total	37	11.75%	278	88.25%	315
7010090					
Poll Place	0		0		0
Vote by Mail	0		0		0
Mail Ballot	16	11.11%	128	88.89%	144
Total	16	11.11%	128	88.89%	144

Precinct	Registered Voters
7010225	
Poll Place	3
Vote by Mail	3
Mail Ballot	3
Total	3
7010226	
Poll Place	80
Vote by Mail	80
Mail Ballot	80
Total	80
7010229	
Poll Place	96
Vote by Mail	96
Mail Ballot	96
Total	96
7011135	
Poll Place	65
Vote by Mail	65
Mail Ballot	65
Total	65
7011153	
Poll Place	371
Vote by Mail	371
Mail Ballot	371
Total	371
7011171	
Poll Place	151
Vote by Mail	151
Mail Ballot	151
Total	151

Precinct	Yes		No		Total Votes
7010225					
Poll Place	0		0		0
Vote by Mail	0		0		0
Mail Ballot	1	33.33%	2	66.67%	3
Total	1	33.33%	2	66.67%	3
7010226					
Poll Place	0		0		0
Vote by Mail	0		0		0
Mail Ballot	14	21.54%	51	78.46%	65
Total	14	21.54%	51	78.46%	65
7010229					
Poll Place	0		0		0
Vote by Mail	0		0		0
Mail Ballot	28	46.67%	32	53.33%	60
Total	28	46.67%	32	53.33%	60
7011135					
Poll Place	0		0		0
Vote by Mail	0		0		0
Mail Ballot	8	19.05%	34	80.95%	42
Total	8	19.05%	34	80.95%	42
7011153					
Poll Place	0		0		0
Vote by Mail	0		0		0
Mail Ballot	69	29.61%	164	70.39%	233
Total	69	29.61%	164	70.39%	233
7011171					
Poll Place	0		0		0
Vote by Mail	0		0		0
Mail Ballot	27	29.67%	64	70.33%	91
Total	27	29.67%	64	70.33%	91

Precinct	Registered Voters
7011200	
Poll Place	0
Vote by Mail	0
Mail Ballot	0
Total	0
7011202	
Poll Place	244
Vote by Mail	244
Mail Ballot	244
Total	244
7011208	
Poll Place	11
Vote by Mail	11
Mail Ballot	11
Total	11
7011209	
Poll Place	191
Vote by Mail	191
Mail Ballot	191
Total	191
7011290	
Poll Place	224
Vote by Mail	224
Mail Ballot	224
Total	224
7011382	
Poll Place	14
Vote by Mail	14
Mail Ballot	14
Total	14

Precinct	Yes		No		Total Votes
7011200					
Poll Place	0		0		0
Vote by Mail	0		0		0
Mail Ballot	0		0		0
Total	0		0		0
7011202					
Poll Place	0		0		0
Vote by Mail	0		0		0
Mail Ballot	32	18.18%	144	81.82%	176
Total	32	18.18%	144	81.82%	176
7011208					
Poll Place	0		0		0
Vote by Mail	0		0		0
Mail Ballot	0	0.00%	6	100.00%	6
Total	0	0.00%	6	100.00%	6
7011209					
Poll Place	0		0		0
Vote by Mail	0		0		0
Mail Ballot	45	50.00%	45	50.00%	90
Total	45	50.00%	45	50.00%	90
7011290					
Poll Place	0		0		0
Vote by Mail	0		0		0
Mail Ballot	42	25.61%	122	74.39%	164
Total	42	25.61%	122	74.39%	164
7011382					
Poll Place	0		0		0
Vote by Mail	0		0		0
Mail Ballot	0	0.00%	9	100.00%	9
Total	0	0.00%	9	100.00%	9

Precinct	Registered Voters
7011391	
Poll Place	26
Vote by Mail	26
Mail Ballot	26
Total	26
7011538	
Poll Place	176
Vote by Mail	176
Mail Ballot	176
Total	176
7011541	
Poll Place	1
Vote by Mail	1
Mail Ballot	1
Total	1
7011542	
Poll Place	5
Vote by Mail	5
Mail Ballot	5
Total	5
7011627	
Poll Place	0
Vote by Mail	0
Mail Ballot	0
Total	0
7011632	
Poll Place	92
Vote by Mail	92
Mail Ballot	92
Total	92

Precinct	Yes		No		Total Votes
7011391					
Poll Place	0		0		0
Vote by Mail	0		0		0
Mail Ballot	5	25.00%	15	75.00%	20
Total	5	25.00%	15	75.00%	20
7011538					
Poll Place	0		0		0
Vote by Mail	0		0		0
Mail Ballot	12	8.11%	136	91.89%	148
Total	12	8.11%	136	91.89%	148
7011541					
Poll Place	0		0		0
Vote by Mail	0		0		0
Mail Ballot	0	0.00%	1	100.00%	1
Total	0	0.00%	1	100.00%	1
7011542					
Poll Place	0		0		0
Vote by Mail	0		0		0
Mail Ballot	1	100.00%	0	0.00%	1
Total	1	100.00%	0	0.00%	1
7011627					
Poll Place	0		0		0
Vote by Mail	0		0		0
Mail Ballot	0		0		0
Total	0		0		0
7011632					
Poll Place	0		0		0
Vote by Mail	0		0		0
Mail Ballot	18	31.03%	40	68.97%	58
Total	18	31.03%	40	68.97%	58

Precinct	Registered Voters
7011683	
Poll Place	35
Vote by Mail	35
Mail Ballot	35
Total	35
7011703	
Poll Place	96
Vote by Mail	96
Mail Ballot	96
Total	96
7011719	
Poll Place	250
Vote by Mail	250
Mail Ballot	250
Total	250
7011759	
Poll Place	0
Vote by Mail	0
Mail Ballot	0
Total	0
7011760	
Poll Place	0
Vote by Mail	0
Mail Ballot	0
Total	0
7011773	
Poll Place	267
Vote by Mail	267
Mail Ballot	267
Total	267

Precinct	Yes		No		Total Votes
7011683					
Poll Place	0		0		0
Vote by Mail	0		0		0
Mail Ballot	4	15.38%	22	84.62%	26
Total	4	15.38%	22	84.62%	26
7011703					
Poll Place	0		0		0
Vote by Mail	0		0		0
Mail Ballot	4	4.65%	82	95.35%	86
Total	4	4.65%	82	95.35%	86
7011719					
Poll Place	0		0		0
Vote by Mail	0		0		0
Mail Ballot	33	17.55%	155	82.45%	188
Total	33	17.55%	155	82.45%	188
7011759					
Poll Place	0		0		0
Vote by Mail	0		0		0
Mail Ballot	0		0		0
Total	0		0		0
7011760					
Poll Place	0		0		0
Vote by Mail	0		0		0
Mail Ballot	0		0		0
Total	0		0		0
7011773					
Poll Place	0		0		0
Vote by Mail	0		0		0
Mail Ballot	26	11.02%	210	88.98%	236
Total	26	11.02%	210	88.98%	236

Precinct	Registered Voters
7011820	
Poll Place	90
Vote by Mail	90
Mail Ballot	90
Total	90
7011835	
Poll Place	0
Vote by Mail	0
Mail Ballot	0
Total	0
7011840	
Poll Place	21
Vote by Mail	21
Mail Ballot	21
Total	21
7011870	
Poll Place	11
Vote by Mail	11
Mail Ballot	11
Total	11
7011880	
Poll Place	0
Vote by Mail	0
Mail Ballot	0
Total	0
7011900	
Poll Place	133
Vote by Mail	133
Mail Ballot	133
Total	133

Precinct	Yes		No		Total Votes
7011820					
Poll Place	0		0		0
Vote by Mail	0		0		0
Mail Ballot	11	14.67%	64	85.33%	75
Total	11	14.67%	64	85.33%	75
7011835					
Poll Place	0		0		0
Vote by Mail	0		0		0
Mail Ballot	0		0		0
Total	0		0		0
7011840					
Poll Place	0		0		0
Vote by Mail	0		0		0
Mail Ballot	0	0.00%	17	100.00%	17
Total	0	0.00%	17	100.00%	17
7011870					
Poll Place	0		0		0
Vote by Mail	0		0		0
Mail Ballot	2	22.22%	7	77.78%	9
Total	2	22.22%	7	77.78%	9
7011880					
Poll Place	0		0		0
Vote by Mail	0		0		0
Mail Ballot	0		0		0
Total	0		0		0
7011900					
Poll Place	0		0		0
Vote by Mail	0		0		0
Mail Ballot	8	7.08%	105	92.92%	113
Total	8	7.08%	105	92.92%	113

Precinct	Registered Voters
7011915	
Poll Place	46
Vote by Mail	46
Mail Ballot	46
Total	46
7011922	
Poll Place	208
Vote by Mail	208
Mail Ballot	208
Total	208
7011983	
Poll Place	35
Vote by Mail	35
Mail Ballot	35
Total	35
7011999	
Poll Place	141
Vote by Mail	141
Mail Ballot	141
Total	141
7012010	
Poll Place	54
Vote by Mail	54
Mail Ballot	54
Total	54
7012013	
Poll Place	0
Vote by Mail	0
Mail Ballot	0
Total	0

Precinct	Yes		No		Total Votes
7011915					
Poll Place	0		0		0
Vote by Mail	0		0		0
Mail Ballot	8	23.53%	26	76.47%	34
Total	8	23.53%	26	76.47%	34
7011922					
Poll Place	0		0		0
Vote by Mail	0		0		0
Mail Ballot	22	14.01%	135	85.99%	157
Total	22	14.01%	135	85.99%	157
7011983					
Poll Place	0		0		0
Vote by Mail	0		0		0
Mail Ballot	2	7.41%	25	92.59%	27
Total	2	7.41%	25	92.59%	27
7011999					
Poll Place	0		0		0
Vote by Mail	0		0		0
Mail Ballot	7	5.69%	116	94.31%	123
Total	7	5.69%	116	94.31%	123
7012010					
Poll Place	0		0		0
Vote by Mail	0		0		0
Mail Ballot	3	6.52%	43	93.48%	46
Total	3	6.52%	43	93.48%	46
7012013					
Poll Place	0		0		0
Vote by Mail	0		0		0
Mail Ballot	0		0		0
Total	0		0		0

Precinct	Registered Voters
7012056	
Poll Place	45
Vote by Mail	45
Mail Ballot	45
Total	45
7012160	
Poll Place	261
Vote by Mail	261
Mail Ballot	261
Total	261
7012162	
Poll Place	0
Vote by Mail	0
Mail Ballot	0
Total	0
7012164	
Poll Place	129
Vote by Mail	129
Mail Ballot	129
Total	129
7012277	
Poll Place	243
Vote by Mail	243
Mail Ballot	243
Total	243
7012397	
Poll Place	85
Vote by Mail	85
Mail Ballot	85
Total	85

Precinct	Yes		No		Total Votes
7012056					
Poll Place	0		0		0
Vote by Mail	0		0		0
Mail Ballot	4	11.76%	30	88.24%	34
Total	4	11.76%	30	88.24%	34
7012160					
Poll Place	0		0		0
Vote by Mail	0		0		0
Mail Ballot	40	19.70%	163	80.30%	203
Total	40	19.70%	163	80.30%	203
7012162					
Poll Place	0		0		0
Vote by Mail	0		0		0
Mail Ballot	0		0		0
Total	0		0		0
7012164					
Poll Place	0		0		0
Vote by Mail	0		0		0
Mail Ballot	21	19.63%	86	80.37%	107
Total	21	19.63%	86	80.37%	107
7012277					
Poll Place	0		0		0
Vote by Mail	0		0		0
Mail Ballot	21	10.99%	170	89.01%	191
Total	21	10.99%	170	89.01%	191
7012397					
Poll Place	0		0		0
Vote by Mail	0		0		0
Mail Ballot	10	22.22%	35	77.78%	45
Total	10	22.22%	35	77.78%	45

Precinct	Registered Voters
7012413	
Poll Place	274
Vote by Mail	274
Mail Ballot	274
Total	274
7012712	
Poll Place	50
Vote by Mail	50
Mail Ballot	50
Total	50
7012757	
Poll Place	114
Vote by Mail	114
Mail Ballot	114
Total	114
7012856	
Poll Place	125
Vote by Mail	125
Mail Ballot	125
Total	125
7012912	
Poll Place	20
Vote by Mail	20
Mail Ballot	20
Total	20
7012937	
Poll Place	101
Vote by Mail	101
Mail Ballot	101
Total	101

Precinct	Yes		No		Total Votes
7012413					
Poll Place	0		0		0
Vote by Mail	0		0		0
Mail Ballot	75	49.67%	76	50.33%	151
Total	75	49.67%	76	50.33%	151
7012712					
Poll Place	0		0		0
Vote by Mail	0		0		0
Mail Ballot	1	2.33%	42	97.67%	43
Total	1	2.33%	42	97.67%	43
7012757					
Poll Place	0		0		0
Vote by Mail	0		0		0
Mail Ballot	12	16.00%	63	84.00%	75
Total	12	16.00%	63	84.00%	75
7012856					
Poll Place	0		0		0
Vote by Mail	0		0		0
Mail Ballot	18	18.18%	81	81.82%	99
Total	18	18.18%	81	81.82%	99
7012912					
Poll Place	0		0		0
Vote by Mail	0		0		0
Mail Ballot	1	7.69%	12	92.31%	13
Total	1	7.69%	12	92.31%	13
7012937					
Poll Place	0		0		0
Vote by Mail	0		0		0
Mail Ballot	22	40.00%	33	60.00%	55
Total	22	40.00%	33	60.00%	55

Precinct	Registered Voters
7012992	
Poll Place	39
Vote by Mail	39
Mail Ballot	39
Total	39
7013047	
Poll Place	207
Vote by Mail	207
Mail Ballot	207
Total	207
7013068	
Poll Place	7
Vote by Mail	7
Mail Ballot	7
Total	7
7013095	
Poll Place	238
Vote by Mail	238
Mail Ballot	238
Total	238
7013102	
Poll Place	27
Vote by Mail	27
Mail Ballot	27
Total	27
7013104	
Poll Place	2
Vote by Mail	2
Mail Ballot	2
Total	2

Precinct	Yes		No		Total Votes
7012992					
Poll Place	0		0		0
Vote by Mail	0		0		0
Mail Ballot	6	18.18%	27	81.82%	33
Total	6	18.18%	27	81.82%	33
7013047					
Poll Place	0		0		0
Vote by Mail	0		0		0
Mail Ballot	7	4.38%	153	95.63%	160
Total	7	4.38%	153	95.63%	160
7013068					
Poll Place	0		0		0
Vote by Mail	0		0		0
Mail Ballot	1	16.67%	5	83.33%	6
Total	1	16.67%	5	83.33%	6
7013095					
Poll Place	0		0		0
Vote by Mail	0		0		0
Mail Ballot	30	25.42%	88	74.58%	118
Total	30	25.42%	88	74.58%	118
7013102					
Poll Place	0		0		0
Vote by Mail	0		0		0
Mail Ballot	2	7.41%	25	92.59%	27
Total	2	7.41%	25	92.59%	27
7013104					
Poll Place	0		0		0
Vote by Mail	0		0		0
Mail Ballot	0	0.00%	2	100.00%	2
Total	0	0.00%	2	100.00%	2

Precinct	Registered Voters
7013105	
Poll Place	36
Vote by Mail	36
Mail Ballot	36
Total	36
7013106	
Poll Place	223
Vote by Mail	223
Mail Ballot	223
Total	223
7013112	
Poll Place	13
Vote by Mail	13
Mail Ballot	13
Total	13
7013114	
Poll Place	1,016
Vote by Mail	1,016
Mail Ballot	1,016
Total	1,016
7013115	
Poll Place	6
Vote by Mail	6
Mail Ballot	6
Total	6
7013134	
Poll Place	0
Vote by Mail	0
Mail Ballot	0
Total	0

Precinct	Yes		No		Total Votes
7013105					
Poll Place	0		0		0
Vote by Mail	0		0		0
Mail Ballot	8	38.10%	13	61.90%	21
Total	8	38.10%	13	61.90%	21
7013106					
Poll Place	0		0		0
Vote by Mail	0		0		0
Mail Ballot	33	19.64%	135	80.36%	168
Total	33	19.64%	135	80.36%	168
7013112					
Poll Place	0		0		0
Vote by Mail	0		0		0
Mail Ballot	3	37.50%	5	62.50%	8
Total	3	37.50%	5	62.50%	8
7013114					
Poll Place	0		0		0
Vote by Mail	0		0		0
Mail Ballot	227	27.62%	595	72.38%	822
Total	227	27.62%	595	72.38%	822
7013115					
Poll Place	0		0		0
Vote by Mail	0		0		0
Mail Ballot	1	25.00%	3	75.00%	4
Total	1	25.00%	3	75.00%	4
7013134					
Poll Place	0		0		0
Vote by Mail	0		0		0
Mail Ballot	0		0		0
Total	0		0		0

Precinct	Registered Voters
7013182	
Poll Place	66
Vote by Mail	66
Mail Ballot	66
Total	66
7013369	
Poll Place	163
Vote by Mail	163
Mail Ballot	163
Total	163
7013507	
Poll Place	0
Vote by Mail	0
Mail Ballot	0
Total	0
7013569	
Poll Place	0
Vote by Mail	0
Mail Ballot	0
Total	0
7015125	
Poll Place	9
Vote by Mail	9
Mail Ballot	9
Total	9
7015128	
Poll Place	341
Vote by Mail	341
Mail Ballot	341
Total	341

Precinct	Yes		No		Total Votes
7013182					
Poll Place	0		0		0
Vote by Mail	0		0		0
Mail Ballot	5	9.09%	50	90.91%	55
Total	5	9.09%	50	90.91%	55
7013369					
Poll Place	0		0		0
Vote by Mail	0		0		0
Mail Ballot	27	24.55%	83	75.45%	110
Total	27	24.55%	83	75.45%	110
7013507					
Poll Place	0		0		0
Vote by Mail	0		0		0
Mail Ballot	0		0		0
Total	0		0		0
7013569					
Poll Place	0		0		0
Vote by Mail	0		0		0
Mail Ballot	0		0		0
Total	0		0		0
7015125					
Poll Place	0		0		0
Vote by Mail	0		0		0
Mail Ballot	0	0.00%	7	100.00%	7
Total	0	0.00%	7	100.00%	7
7015128					
Poll Place	0		0		0
Vote by Mail	0		0		0
Mail Ballot	64	22.15%	225	77.85%	289
Total	64	22.15%	225	77.85%	289

Precinct	Registered Voters
7015131	
Poll Place	176
Vote by Mail	176
Mail Ballot	176
Total	176
7015134	
Poll Place	0
Vote by Mail	0
Mail Ballot	0
Total	0
7020012	
Poll Place	212
Vote by Mail	212
Mail Ballot	212
Total	212
7020014	
Poll Place	97
Vote by Mail	97
Mail Ballot	97
Total	97
7020034	
Poll Place	46
Vote by Mail	46
Mail Ballot	46
Total	46
7020036	
Poll Place	274
Vote by Mail	274
Mail Ballot	274
Total	274

Precinct	Yes		No		Total Votes
7015131					
Poll Place	0		0		0
Vote by Mail	0		0		0
Mail Ballot	31	26.05%	88	73.95%	119
Total	31	26.05%	88	73.95%	119
7015134					
Poll Place	0		0		0
Vote by Mail	0		0		0
Mail Ballot	0		0		0
Total	0		0		0
7020012					
Poll Place	0		0		0
Vote by Mail	0		0		0
Mail Ballot	17	9.77%	157	90.23%	174
Total	17	9.77%	157	90.23%	174
7020014					
Poll Place	0		0		0
Vote by Mail	0		0		0
Mail Ballot	9	11.11%	72	88.89%	81
Total	9	11.11%	72	88.89%	81
7020034					
Poll Place	0		0		0
Vote by Mail	0		0		0
Mail Ballot	10	31.25%	22	68.75%	32
Total	10	31.25%	22	68.75%	32
7020036					
Poll Place	0		0		0
Vote by Mail	0		0		0
Mail Ballot	55	36.67%	95	63.33%	150
Total	55	36.67%	95	63.33%	150

Precinct	Registered Voters
7020110	
Poll Place	248
Vote by Mail	248
Mail Ballot	248
Total	248
7020143	
Poll Place	1
Vote by Mail	1
Mail Ballot	1
Total	1
7020175	
Poll Place	59
Vote by Mail	59
Mail Ballot	59
Total	59
7020176	
Poll Place	0
Vote by Mail	0
Mail Ballot	0
Total	0
7020250	
Poll Place	287
Vote by Mail	287
Mail Ballot	287
Total	287
7020264	
Poll Place	1
Vote by Mail	1
Mail Ballot	1
Total	1

Precinct	Yes		No		Total Votes
7020110					
Poll Place	0		0		0
Vote by Mail	0		0		0
Mail Ballot	22	10.58%	186	89.42%	208
Total	22	10.58%	186	89.42%	208
7020143					
Poll Place	0		0		0
Vote by Mail	0		0		0
Mail Ballot	0		0		0
Total	0		0		0
7020175					
Poll Place	0		0		0
Vote by Mail	0		0		0
Mail Ballot	6	12.77%	41	87.23%	47
Total	6	12.77%	41	87.23%	47
7020176					
Poll Place	0		0		0
Vote by Mail	0		0		0
Mail Ballot	0		0		0
Total	0		0		0
7020250					
Poll Place	0		0		0
Vote by Mail	0		0		0
Mail Ballot	43	21.61%	156	78.39%	199
Total	43	21.61%	156	78.39%	199
7020264					
Poll Place	0		0		0
Vote by Mail	0		0		0
Mail Ballot	0	0.00%	1	100.00%	1
Total	0	0.00%	1	100.00%	1

Precinct	Registered Voters
7020266	
Poll Place	320
Vote by Mail	320
Mail Ballot	320
Total	320
7020267	
Poll Place	9
Vote by Mail	9
Mail Ballot	9
Total	9
7020281	
Poll Place	22
Vote by Mail	22
Mail Ballot	22
Total	22
7021136	
Poll Place	0
Vote by Mail	0
Mail Ballot	0
Total	0
7021138	
Poll Place	38
Vote by Mail	38
Mail Ballot	38
Total	38
7021139	
Poll Place	111
Vote by Mail	111
Mail Ballot	111
Total	111

Precinct	Yes		No		Total Votes
7020266					
Poll Place	0		0		0
Vote by Mail	0		0		0
Mail Ballot	64	36.36%	112	63.64%	176
Total	64	36.36%	112	63.64%	176
7020267					
Poll Place	0		0		0
Vote by Mail	0		0		0
Mail Ballot	0	0.00%	5	100.00%	5
Total	0	0.00%	5	100.00%	5
7020281					
Poll Place	0		0		0
Vote by Mail	0		0		0
Mail Ballot	4	25.00%	12	75.00%	16
Total	4	25.00%	12	75.00%	16
7021136					
Poll Place	0		0		0
Vote by Mail	0		0		0
Mail Ballot	0		0		0
Total	0		0		0
7021138					
Poll Place	0		0		0
Vote by Mail	0		0		0
Mail Ballot	11	64.71%	6	35.29%	17
Total	11	64.71%	6	35.29%	17
7021139					
Poll Place	0		0		0
Vote by Mail	0		0		0
Mail Ballot	10	10.10%	89	89.90%	99
Total	10	10.10%	89	89.90%	99

Precinct	Registered Voters
7021222	
Poll Place	16
Vote by Mail	16
Mail Ballot	16
Total	16
7021230	
Poll Place	0
Vote by Mail	0
Mail Ballot	0
Total	0
7021231	
Poll Place	16
Vote by Mail	16
Mail Ballot	16
Total	16
7021235	
Poll Place	147
Vote by Mail	147
Mail Ballot	147
Total	147
7021257	
Poll Place	42
Vote by Mail	42
Mail Ballot	42
Total	42
7021261	
Poll Place	64
Vote by Mail	64
Mail Ballot	64
Total	64

Precinct	Yes		No		Total Votes
7021222					
Poll Place	0		0		0
Vote by Mail	0		0		0
Mail Ballot	2	20.00%	8	80.00%	10
Total	2	20.00%	8	80.00%	10
7021230					
Poll Place	0		0		0
Vote by Mail	0		0		0
Mail Ballot	0		0		0
Total	0		0		0
7021231					
Poll Place	0		0		0
Vote by Mail	0		0		0
Mail Ballot	2	14.29%	12	85.71%	14
Total	2	14.29%	12	85.71%	14
7021235					
Poll Place	0		0		0
Vote by Mail	0		0		0
Mail Ballot	21	20.39%	82	79.61%	103
Total	21	20.39%	82	79.61%	103
7021257					
Poll Place	0		0		0
Vote by Mail	0		0		0
Mail Ballot	2	8.70%	21	91.30%	23
Total	2	8.70%	21	91.30%	23
7021261					
Poll Place	0		0		0
Vote by Mail	0		0		0
Mail Ballot	15	32.61%	31	67.39%	46
Total	15	32.61%	31	67.39%	46

Precinct	Registered Voters
7021276	
Poll Place	0
Vote by Mail	0
Mail Ballot	0
Total	0
7021279	
Poll Place	50
Vote by Mail	50
Mail Ballot	50
Total	50
7021301	
Poll Place	136
Vote by Mail	136
Mail Ballot	136
Total	136
7021304	
Poll Place	114
Vote by Mail	114
Mail Ballot	114
Total	114
7021381	
Poll Place	0
Vote by Mail	0
Mail Ballot	0
Total	0
7021387	
Poll Place	127
Vote by Mail	127
Mail Ballot	127
Total	127

Precinct	Yes		No		Total Votes
7021276					
Poll Place	0		0		0
Vote by Mail	0		0		0
Mail Ballot	0		0		0
Total	0		0		0
7021279					
Poll Place	0		0		0
Vote by Mail	0		0		0
Mail Ballot	5	14.71%	29	85.29%	34
Total	5	14.71%	29	85.29%	34
7021301					
Poll Place	0		0		0
Vote by Mail	0		0		0
Mail Ballot	9	9.28%	88	90.72%	97
Total	9	9.28%	88	90.72%	97
7021304					
Poll Place	0		0		0
Vote by Mail	0		0		0
Mail Ballot	14	19.44%	58	80.56%	72
Total	14	19.44%	58	80.56%	72
7021381					
Poll Place	0		0		0
Vote by Mail	0		0		0
Mail Ballot	0		0		0
Total	0		0		0
7021387					
Poll Place	0		0		0
Vote by Mail	0		0		0
Mail Ballot	11	11.96%	81	88.04%	92
Total	11	11.96%	81	88.04%	92

Precinct	Registered Voters
7021477	
Poll Place	97
Vote by Mail	97
Mail Ballot	97
Total	97
7021493	
Poll Place	0
Vote by Mail	0
Mail Ballot	0
Total	0
7021494	
Poll Place	0
Vote by Mail	0
Mail Ballot	0
Total	0
7021501	
Poll Place	19
Vote by Mail	19
Mail Ballot	19
Total	19
7021514	
Poll Place	255
Vote by Mail	255
Mail Ballot	255
Total	255
7021527	
Poll Place	159
Vote by Mail	159
Mail Ballot	159
Total	159

Precinct	Yes		No		Total Votes
7021477					
Poll Place	0		0		0
Vote by Mail	0		0		0
Mail Ballot	5	6.49%	72	93.51%	77
Total	5	6.49%	72	93.51%	77
7021493					
Poll Place	0		0		0
Vote by Mail	0		0		0
Mail Ballot	0		0		0
Total	0		0		0
7021494					
Poll Place	0		0		0
Vote by Mail	0		0		0
Mail Ballot	0		0		0
Total	0		0		0
7021501					
Poll Place	0		0		0
Vote by Mail	0		0		0
Mail Ballot	8	57.14%	6	42.86%	14
Total	8	57.14%	6	42.86%	14
7021514					
Poll Place	0		0		0
Vote by Mail	0		0		0
Mail Ballot	23	11.62%	175	88.38%	198
Total	23	11.62%	175	88.38%	198
7021527					
Poll Place	0		0		0
Vote by Mail	0		0		0
Mail Ballot	25	24.51%	77	75.49%	102
Total	25	24.51%	77	75.49%	102

Precinct	Registered Voters
7021637	
Poll Place	8
Vote by Mail	8
Mail Ballot	8
Total	8
7021717	
Poll Place	8
Vote by Mail	8
Mail Ballot	8
Total	8
7021752	
Poll Place	65
Vote by Mail	65
Mail Ballot	65
Total	65
7021879	
Poll Place	0
Vote by Mail	0
Mail Ballot	0
Total	0
7021905	
Poll Place	2
Vote by Mail	2
Mail Ballot	2
Total	2
7021923	
Poll Place	123
Vote by Mail	123
Mail Ballot	123
Total	123

Precinct	Yes		No		Total Votes
7021637					
Poll Place	0		0		0
Vote by Mail	0		0		0
Mail Ballot	2	25.00%	6	75.00%	8
Total	2	25.00%	6	75.00%	8
7021717					
Poll Place	0		0		0
Vote by Mail	0		0		0
Mail Ballot	3	42.86%	4	57.14%	7
Total	3	42.86%	4	57.14%	7
7021752					
Poll Place	0		0		0
Vote by Mail	0		0		0
Mail Ballot	7	23.33%	23	76.67%	30
Total	7	23.33%	23	76.67%	30
7021879					
Poll Place	0		0		0
Vote by Mail	0		0		0
Mail Ballot	0		0		0
Total	0		0		0
7021905					
Poll Place	0		0		0
Vote by Mail	0		0		0
Mail Ballot	1	100.00%	0	0.00%	1
Total	1	100.00%	0	0.00%	1
7021923					
Poll Place	0		0		0
Vote by Mail	0		0		0
Mail Ballot	15	15.96%	79	84.04%	94
Total	15	15.96%	79	84.04%	94

Precinct	Registered Voters
7021924	
Poll Place	227
Vote by Mail	227
Mail Ballot	227
Total	227
7021925	
Poll Place	177
Vote by Mail	177
Mail Ballot	177
Total	177
7021927	
Poll Place	0
Vote by Mail	0
Mail Ballot	0
Total	0
7022001	
Poll Place	47
Vote by Mail	47
Mail Ballot	47
Total	47
7022205	
Poll Place	254
Vote by Mail	254
Mail Ballot	254
Total	254
7022007	
Poll Place	121
Vote by Mail	121
Mail Ballot	121
Total	121

Precinct	Yes		No		Total Votes
7021924					
Poll Place	0		0		0
Vote by Mail	0		0		0
Mail Ballot	17	9.44%	163	90.56%	180
Total	17	9.44%	163	90.56%	180
7021925					
Poll Place	0		0		0
Vote by Mail	0		0		0
Mail Ballot	34	23.94%	108	76.06%	142
Total	34	23.94%	108	76.06%	142
7021927					
Poll Place	0		0		0
Vote by Mail	0		0		0
Mail Ballot	0		0		0
Total	0		0		0
7022001					
Poll Place	0		0		0
Vote by Mail	0		0		0
Mail Ballot	4	21.05%	15	78.95%	19
Total	4	21.05%	15	78.95%	19
7022205					
Poll Place	0		0		0
Vote by Mail	0		0		0
Mail Ballot	39	17.97%	178	82.03%	217
Total	39	17.97%	178	82.03%	217
7022007					
Poll Place	0		0		0
Vote by Mail	0		0		0
Mail Ballot	30	39.47%	46	60.53%	76
Total	30	39.47%	46	60.53%	76

Precinct	Registered Voters
7022013	
Poll Place	119
Vote by Mail	119
Mail Ballot	119
Total	119
7022014	
Poll Place	355
Vote by Mail	355
Mail Ballot	355
Total	355
7022015	
Poll Place	500
Vote by Mail	500
Mail Ballot	500
Total	500
7022019	
Poll Place	273
Vote by Mail	273
Mail Ballot	273
Total	273
7022022	
Poll Place	9
Vote by Mail	9
Mail Ballot	9
Total	9
7022025	
Poll Place	0
Vote by Mail	0
Mail Ballot	0
Total	0

Precinct	Yes		No		Total Votes
7022013					
Poll Place	0		0		0
Vote by Mail	0		0		0
Mail Ballot	19	30.16%	44	69.84%	63
Total	19	30.16%	44	69.84%	63
7022014					
Poll Place	0		0		0
Vote by Mail	0		0		0
Mail Ballot	80	28.07%	205	71.93%	285
Total	80	28.07%	205	71.93%	285
7022015					
Poll Place	0		0		0
Vote by Mail	0		0		0
Mail Ballot	105	28.07%	269	71.93%	374
Total	105	28.07%	269	71.93%	374
7022019					
Poll Place	0		0		0
Vote by Mail	0		0		0
Mail Ballot	77	50.33%	76	49.67%	153
Total	77	50.33%	76	49.67%	153
7022022					
Poll Place	0		0		0
Vote by Mail	0		0		0
Mail Ballot	0	0.00%	5	100.00%	5
Total	0	0.00%	5	100.00%	5
7022025					
Poll Place	0		0		0
Vote by Mail	0		0		0
Mail Ballot	0		0		0
Total	0		0		0

Precinct	Registered Voters
7022028	
Poll Place	160
Vote by Mail	160
Mail Ballot	160
Total	160
7022029	
Poll Place	193
Vote by Mail	193
Mail Ballot	193
Total	193
7022217	
Poll Place	0
Vote by Mail	0
Mail Ballot	0
Total	0
7022227	
Poll Place	0
Vote by Mail	0
Mail Ballot	0
Total	0
7022234	
Poll Place	22
Vote by Mail	22
Mail Ballot	22
Total	22
7022283	
Poll Place	172
Vote by Mail	172
Mail Ballot	172
Total	172

Precinct	Yes		No		Total Votes
7022028					
Poll Place	0		0		0
Vote by Mail	0		0		0
Mail Ballot	36	35.64%	65	64.36%	101
Total	36	35.64%	65	64.36%	101
7022029					
Poll Place	0		0		0
Vote by Mail	0		0		0
Mail Ballot	38	30.65%	86	69.35%	124
Total	38	30.65%	86	69.35%	124
7022217					
Poll Place	0		0		0
Vote by Mail	0		0		0
Mail Ballot	0		0		0
Total	0		0		0
7022227					
Poll Place	0		0		0
Vote by Mail	0		0		0
Mail Ballot	0		0		0
Total	0		0		0
7022234					
Poll Place	0		0		0
Vote by Mail	0		0		0
Mail Ballot	0	0.00%	16	100.00%	16
Total	0	0.00%	16	100.00%	16
7022283					
Poll Place	0		0		0
Vote by Mail	0		0		0
Mail Ballot	22	22.22%	77	77.78%	99
Total	22	22.22%	77	77.78%	99

Precinct	Registered Voters
7022421	
Poll Place	43
Vote by Mail	43
Mail Ballot	43
Total	43
7022454	
Poll Place	247
Vote by Mail	247
Mail Ballot	247
Total	247
7022456	
Poll Place	2
Vote by Mail	2
Mail Ballot	2
Total	2
7022473	
Poll Place	1
Vote by Mail	1
Mail Ballot	1
Total	1
7022600	
Poll Place	15
Vote by Mail	15
Mail Ballot	15
Total	15
7022658	
Poll Place	8
Vote by Mail	8
Mail Ballot	8
Total	8

Precinct	Yes		No		Total Votes
7022421					
Poll Place	0		0		0
Vote by Mail	0		0		0
Mail Ballot	6	28.57%	15	71.43%	21
Total	6	28.57%	15	71.43%	21
7022454					
Poll Place	0		0		0
Vote by Mail	0		0		0
Mail Ballot	42	28.19%	107	71.81%	149
Total	42	28.19%	107	71.81%	149
7022456					
Poll Place	0		0		0
Vote by Mail	0		0		0
Mail Ballot	2	100.00%	0	0.00%	2
Total	2	100.00%	0	0.00%	2
7022473					
Poll Place	0		0		0
Vote by Mail	0		0		0
Mail Ballot	1	100.00%	0	0.00%	1
Total	1	100.00%	0	0.00%	1
7022600					
Poll Place	0		0		0
Vote by Mail	0		0		0
Mail Ballot	0	0.00%	12	100.00%	12
Total	0	0.00%	12	100.00%	12
7022658					
Poll Place	0		0		0
Vote by Mail	0		0		0
Mail Ballot	0	0.00%	6	100.00%	6
Total	0	0.00%	6	100.00%	6

Precinct	Registered Voters
7022768	
Poll Place	0
Vote by Mail	0
Mail Ballot	0
Total	0
7022791	
Poll Place	100
Vote by Mail	100
Mail Ballot	100
Total	100
7022793	
Poll Place	96
Vote by Mail	96
Mail Ballot	96
Total	96
7022803	
Poll Place	42
Vote by Mail	42
Mail Ballot	42
Total	42
7022805	
Poll Place	158
Vote by Mail	158
Mail Ballot	158
Total	158
7023016	
Poll Place	0
Vote by Mail	0
Mail Ballot	0
Total	0

Precinct	Yes		No		Total Votes
7022768					
Poll Place	0		0		0
Vote by Mail	0		0		0
Mail Ballot	0		0		0
Total	0		0		0
7022791					
Poll Place	0		0		0
Vote by Mail	0		0		0
Mail Ballot	6	8.00%	69	92.00%	75
Total	6	8.00%	69	92.00%	75
7022793					
Poll Place	0		0		0
Vote by Mail	0		0		0
Mail Ballot	6	8.45%	65	91.55%	71
Total	6	8.45%	65	91.55%	71
7022803					
Poll Place	0		0		0
Vote by Mail	0		0		0
Mail Ballot	5	50.00%	5	50.00%	10
Total	5	50.00%	5	50.00%	10
7022805					
Poll Place	0		0		0
Vote by Mail	0		0		0
Mail Ballot	20	17.70%	93	82.30%	113
Total	20	17.70%	93	82.30%	113
7023016					
Poll Place	0		0		0
Vote by Mail	0		0		0
Mail Ballot	0		0		0
Total	0		0		0

Precinct	Registered Voters
7023018	
Poll Place	0
Vote by Mail	0
Mail Ballot	0
Total	0
7023019	
Poll Place	0
Vote by Mail	0
Mail Ballot	0
Total	0
7023024	
Poll Place	138
Vote by Mail	138
Mail Ballot	138
Total	138
7023037	
Poll Place	40
Vote by Mail	40
Mail Ballot	40
Total	40
7023082	
Poll Place	194
Vote by Mail	194
Mail Ballot	194
Total	194
7023084	
Poll Place	0
Vote by Mail	0
Mail Ballot	0
Total	0

Precinct	Yes		No		Total Votes
7023018					
Poll Place	0		0		0
Vote by Mail	0		0		0
Mail Ballot	0		0		0
Total	0		0		0
7023019					
Poll Place	0		0		0
Vote by Mail	0		0		0
Mail Ballot	0		0		0
Total	0		0		0
7023024					
Poll Place	0		0		0
Vote by Mail	0		0		0
Mail Ballot	15	16.30%	77	83.70%	92
Total	15	16.30%	77	83.70%	92
7023037					
Poll Place	0		0		0
Vote by Mail	0		0		0
Mail Ballot	3	13.04%	20	86.96%	23
Total	3	13.04%	20	86.96%	23
7023082					
Poll Place	0		0		0
Vote by Mail	0		0		0
Mail Ballot	19	14.84%	109	85.16%	128
Total	19	14.84%	109	85.16%	128
7023084					
Poll Place	0		0		0
Vote by Mail	0		0		0
Mail Ballot	0		0		0
Total	0		0		0

Precinct	Registered Voters
7023148	
Poll Place	12
Vote by Mail	12
Mail Ballot	12
Total	12
7023198	
Poll Place	15
Vote by Mail	15
Mail Ballot	15
Total	15
7023201	
Poll Place	4
Vote by Mail	4
Mail Ballot	4
Total	4
7023221	
Poll Place	0
Vote by Mail	0
Mail Ballot	0
Total	0
7023303	
Poll Place	0
Vote by Mail	0
Mail Ballot	0
Total	0
7023395	
Poll Place	0
Vote by Mail	0
Mail Ballot	0
Total	0

Precinct	Yes		No		Total Votes
7023148					
Poll Place	0		0		0
Vote by Mail	0		0		0
Mail Ballot	0	0.00%	9	100.00%	9
Total	0	0.00%	9	100.00%	9
7023198					
Poll Place	0		0		0
Vote by Mail	0		0		0
Mail Ballot	4	36.36%	7	63.64%	11
Total	4	36.36%	7	63.64%	11
7023201					
Poll Place	0		0		0
Vote by Mail	0		0		0
Mail Ballot	0	0.00%	2	100.00%	2
Total	0	0.00%	2	100.00%	2
7023221					
Poll Place	0		0		0
Vote by Mail	0		0		0
Mail Ballot	0		0		0
Total	0		0		0
7023303					
Poll Place	0		0		0
Vote by Mail	0		0		0
Mail Ballot	0		0		0
Total	0		0		0
7023395					
Poll Place	0		0		0
Vote by Mail	0		0		0
Mail Ballot	0		0		0
Total	0		0		0

Precinct	Registered Voters
7023469	
Poll Place	1
Vote by Mail	1
Mail Ballot	1
Total	1
7023470	
Poll Place	333
Vote by Mail	333
Mail Ballot	333
Total	333
7023476	
Poll Place	256
Vote by Mail	256
Mail Ballot	256
Total	256
7023500	
Poll Place	206
Vote by Mail	206
Mail Ballot	206
Total	206
7023505	
Poll Place	2
Vote by Mail	2
Mail Ballot	2
Total	2
7023590	
Poll Place	0
Vote by Mail	0
Mail Ballot	0
Total	0

Precinct	Yes		No		Total Votes
7023469					
Poll Place	0		0		0
Vote by Mail	0		0		0
Mail Ballot	0		0		0
Total	0		0		0
7023470					
Poll Place	0		0		0
Vote by Mail	0		0		0
Mail Ballot	73	48.03%	79	51.97%	152
Total	73	48.03%	79	51.97%	152
7023476					
Poll Place	0		0		0
Vote by Mail	0		0		0
Mail Ballot	28	12.44%	197	87.56%	225
Total	28	12.44%	197	87.56%	225
7023500					
Poll Place	0		0		0
Vote by Mail	0		0		0
Mail Ballot	15	8.57%	160	91.43%	175
Total	15	8.57%	160	91.43%	175
7023505					
Poll Place	0		0		0
Vote by Mail	0		0		0
Mail Ballot	0		0		0
Total	0		0		0
7023590					
Poll Place	0		0		0
Vote by Mail	0		0		0
Mail Ballot	0		0		0
Total	0		0		0

Precinct	Registered Voters
7023604	
Poll Place	0
Vote by Mail	0
Mail Ballot	0
Total	0
7023606	
Poll Place	0
Vote by Mail	0
Mail Ballot	0
Total	0
7023610	
Poll Place	233
Vote by Mail	233
Mail Ballot	233
Total	233
7023766	
Poll Place	1
Vote by Mail	1
Mail Ballot	1
Total	1
7025274	
Poll Place	0
Vote by Mail	0
Mail Ballot	0
Total	0
7025275	
Poll Place	0
Vote by Mail	0
Mail Ballot	0
Total	0

Precinct	Yes	No	Total Votes
7023604			
Poll Place	0	0	0
Vote by Mail	0	0	0
Mail Ballot	0	0	0
Total	0	0	0
7023606			
Poll Place	0	0	0
Vote by Mail	0	0	0
Mail Ballot	0	0	0
Total	0	0	0
7023610			
Poll Place	0	0	0
Vote by Mail	0	0	0
Mail Ballot	36 22.22%	126 77.78%	162
Total	36 22.22%	126 77.78%	162
7023766			
Poll Place	0	0	0
Vote by Mail	0	0	0
Mail Ballot	0 0.00%	1 100.00%	1
Total	0 0.00%	1 100.00%	1
7025274			
Poll Place	0	0	0
Vote by Mail	0	0	0
Mail Ballot	0	0	0
Total	0	0	0
7025275			
Poll Place	0	0	0
Vote by Mail	0	0	0
Mail Ballot	0	0	0
Total	0	0	0

Precinct	Registered Voters
7025276	
Poll Place	0
Vote by Mail	0
Mail Ballot	0
Total	0
7025277	
Poll Place	0
Vote by Mail	0
Mail Ballot	0
Total	0
7025278	
Poll Place	0
Vote by Mail	0
Mail Ballot	0
Total	0
7025280	
Poll Place	174
Vote by Mail	174
Mail Ballot	174
Total	174
7030083	
Poll Place	262
Vote by Mail	262
Mail Ballot	262
Total	262
7030303	
Poll Place	294
Vote by Mail	294
Mail Ballot	294
Total	294

Precinct	Yes		No		Total Votes
7025276					
Poll Place	0		0		0
Vote by Mail	0		0		0
Mail Ballot	0		0		0
Total	0		0		0
7025277					
Poll Place	0		0		0
Vote by Mail	0		0		0
Mail Ballot	0		0		0
Total	0		0		0
7025278					
Poll Place	0		0		0
Vote by Mail	0		0		0
Mail Ballot	0		0		0
Total	0		0		0
7025280					
Poll Place	0		0		0
Vote by Mail	0		0		0
Mail Ballot	65	49.24%	67	50.76%	132
Total	65	49.24%	67	50.76%	132
7030083					
Poll Place	0		0		0
Vote by Mail	0		0		0
Mail Ballot	26	13.98%	160	86.02%	186
Total	26	13.98%	160	86.02%	186
7030303					
Poll Place	0		0		0
Vote by Mail	0		0		0
Mail Ballot	46	19.74%	187	80.26%	233
Total	46	19.74%	187	80.26%	233

Precinct	Registered Voters
7030324	
Poll Place	173
Vote by Mail	173
Mail Ballot	173
Total	173
7030327	
Poll Place	44
Vote by Mail	44
Mail Ballot	44
Total	44
7030329	
Poll Place	0
Vote by Mail	0
Mail Ballot	0
Total	0
7030330	
Poll Place	140
Vote by Mail	140
Mail Ballot	140
Total	140
7030331	
Poll Place	95
Vote by Mail	95
Mail Ballot	95
Total	95
7030336	
Poll Place	0
Vote by Mail	0
Mail Ballot	0
Total	0

Precinct	Yes		No		Total Votes
7030324					
Poll Place	0		0		0
Vote by Mail	0		0		0
Mail Ballot	39	46.43%	45	53.57%	84
Total	39	46.43%	45	53.57%	84
7030327					
Poll Place	0		0		0
Vote by Mail	0		0		0
Mail Ballot	5	13.16%	33	86.84%	38
Total	5	13.16%	33	86.84%	38
7030329					
Poll Place	0		0		0
Vote by Mail	0		0		0
Mail Ballot	0		0		0
Total	0		0		0
7030330					
Poll Place	0		0		0
Vote by Mail	0		0		0
Mail Ballot	13	14.13%	79	85.87%	92
Total	13	14.13%	79	85.87%	92
7030331					
Poll Place	0		0		0
Vote by Mail	0		0		0
Mail Ballot	22	37.93%	36	62.07%	58
Total	22	37.93%	36	62.07%	58
7030336					
Poll Place	0		0		0
Vote by Mail	0		0		0
Mail Ballot	0		0		0
Total	0		0		0

Precinct	Registered Voters
7030343	
Poll Place	91
Vote by Mail	91
Mail Ballot	91
Total	91
7030344	
Poll Place	335
Vote by Mail	335
Mail Ballot	335
Total	335
7030357	
Poll Place	0
Vote by Mail	0
Mail Ballot	0
Total	0
7030371	
Poll Place	282
Vote by Mail	282
Mail Ballot	282
Total	282
7030372	
Poll Place	206
Vote by Mail	206
Mail Ballot	206
Total	206
7030395	
Poll Place	1
Vote by Mail	1
Mail Ballot	1
Total	1

Precinct	Yes		No		Total Votes
7030343					
Poll Place	0		0		0
Vote by Mail	0		0		0
Mail Ballot	16	37.21%	27	62.79%	43
Total	16	37.21%	27	62.79%	43
7030344					
Poll Place	0		0		0
Vote by Mail	0		0		0
Mail Ballot	70	39.11%	109	60.89%	179
Total	70	39.11%	109	60.89%	179
7030357					
Poll Place	0		0		0
Vote by Mail	0		0		0
Mail Ballot	0		0		0
Total	0		0		0
7030371					
Poll Place	0		0		0
Vote by Mail	0		0		0
Mail Ballot	58	35.15%	107	64.85%	165
Total	58	35.15%	107	64.85%	165
7030372					
Poll Place	0		0		0
Vote by Mail	0		0		0
Mail Ballot	19	10.67%	159	89.33%	178
Total	19	10.67%	159	89.33%	178
7030395					
Poll Place	0		0		0
Vote by Mail	0		0		0
Mail Ballot	1	100.00%	0	0.00%	1
Total	1	100.00%	0	0.00%	1

Precinct	Registered Voters
7031178	
Poll Place	0
Vote by Mail	0
Mail Ballot	0
Total	0
7031211	
Poll Place	46
Vote by Mail	46
Mail Ballot	46
Total	46
7031212	
Poll Place	253
Vote by Mail	253
Mail Ballot	253
Total	253
7031217	
Poll Place	89
Vote by Mail	89
Mail Ballot	89
Total	89
7031665	
Poll Place	247
Vote by Mail	247
Mail Ballot	247
Total	247
7031740	
Poll Place	127
Vote by Mail	127
Mail Ballot	127
Total	127

Precinct	Yes		No		Total Votes
7031178					
Poll Place	0		0		0
Vote by Mail	0		0		0
Mail Ballot	0		0		0
Total	0		0		0
7031211					
Poll Place	0		0		0
Vote by Mail	0		0		0
Mail Ballot	11	39.29%	17	60.71%	28
Total	11	39.29%	17	60.71%	28
7031212					
Poll Place	0		0		0
Vote by Mail	0		0		0
Mail Ballot	56	42.42%	76	57.58%	132
Total	56	42.42%	76	57.58%	132
7031217					
Poll Place	0		0		0
Vote by Mail	0		0		0
Mail Ballot	13	21.67%	47	78.33%	60
Total	13	21.67%	47	78.33%	60
7031665					
Poll Place	0		0		0
Vote by Mail	0		0		0
Mail Ballot	26	16.46%	132	83.54%	158
Total	26	16.46%	132	83.54%	158
7031740					
Poll Place	0		0		0
Vote by Mail	0		0		0
Mail Ballot	4	5.33%	71	94.67%	75
Total	4	5.33%	71	94.67%	75

Precinct	Registered Voters
7032213	
Poll Place	15
Vote by Mail	15
Mail Ballot	15
Total	15
7032239	
Poll Place	0
Vote by Mail	0
Mail Ballot	0
Total	0
7032253	
Poll Place	50
Vote by Mail	50
Mail Ballot	50
Total	50
7032381	
Poll Place	52
Vote by Mail	52
Mail Ballot	52
Total	52
7032386	
Poll Place	4
Vote by Mail	4
Mail Ballot	4
Total	4
7032387	
Poll Place	149
Vote by Mail	149
Mail Ballot	149
Total	149

Precinct	Yes		No		Total Votes
7032213					
Poll Place	0		0		0
Vote by Mail	0		0		0
Mail Ballot	1	9.09%	10	90.91%	11
Total	1	9.09%	10	90.91%	11
7032239					
Poll Place	0		0		0
Vote by Mail	0		0		0
Mail Ballot	0		0		0
Total	0		0		0
7032253					
Poll Place	0		0		0
Vote by Mail	0		0		0
Mail Ballot	15	55.56%	12	44.44%	27
Total	15	55.56%	12	44.44%	27
7032381					
Poll Place	0		0		0
Vote by Mail	0		0		0
Mail Ballot	7	21.21%	26	78.79%	33
Total	7	21.21%	26	78.79%	33
7032386					
Poll Place	0		0		0
Vote by Mail	0		0		0
Mail Ballot	1	50.00%	1	50.00%	2
Total	1	50.00%	1	50.00%	2
7032387					
Poll Place	0		0		0
Vote by Mail	0		0		0
Mail Ballot	27	31.03%	60	68.97%	87
Total	27	31.03%	60	68.97%	87

Precinct	Registered Voters
7032493	
Poll Place	0
Vote by Mail	0
Mail Ballot	0
Total	0
7032752	
Poll Place	80
Vote by Mail	80
Mail Ballot	80
Total	80
7033210	
Poll Place	306
Vote by Mail	306
Mail Ballot	306
Total	306
7033223	
Poll Place	198
Vote by Mail	198
Mail Ballot	198
Total	198
7033226	
Poll Place	225
Vote by Mail	225
Mail Ballot	225
Total	225
7033491	
Poll Place	256
Vote by Mail	256
Mail Ballot	256
Total	256

Precinct	Yes		No		Total Votes
7032493					
Poll Place	0		0		0
Vote by Mail	0		0		0
Mail Ballot	0		0		0
Total	0		0		0
7032752					
Poll Place	0		0		0
Vote by Mail	0		0		0
Mail Ballot	5	7.94%	58	92.06%	63
Total	5	7.94%	58	92.06%	63
7033210					
Poll Place	0		0		0
Vote by Mail	0		0		0
Mail Ballot	27	12.50%	189	87.50%	216
Total	27	12.50%	189	87.50%	216
7033223					
Poll Place	0		0		0
Vote by Mail	0		0		0
Mail Ballot	42	38.18%	68	61.82%	110
Total	42	38.18%	68	61.82%	110
7033226					
Poll Place	0		0		0
Vote by Mail	0		0		0
Mail Ballot	46	32.86%	94	67.14%	140
Total	46	32.86%	94	67.14%	140
7033491					
Poll Place	0		0		0
Vote by Mail	0		0		0
Mail Ballot	49	47.12%	55	52.88%	104
Total	49	47.12%	55	52.88%	104

Precinct	Registered Voters
7033499	
Poll Place	121
Vote by Mail	121
Mail Ballot	121
Total	121
7035600	
Poll Place	101
Vote by Mail	101
Mail Ballot	101
Total	101
7035639	
Poll Place	67
Vote by Mail	67
Mail Ballot	67
Total	67
7035662	
Poll Place	485
Vote by Mail	485
Mail Ballot	485
Total	485
7035663	
Poll Place	19
Vote by Mail	19
Mail Ballot	19
Total	19
7035670	
Poll Place	0
Vote by Mail	0
Mail Ballot	0
Total	0

Precinct	Yes		No		Total Votes
7033499					
Poll Place	0		0		0
Vote by Mail	0		0		0
Mail Ballot	11	17.46%	52	82.54%	63
Total	11	17.46%	52	82.54%	63
7035600					
Poll Place	0		0		0
Vote by Mail	0		0		0
Mail Ballot	31	37.35%	52	62.65%	83
Total	31	37.35%	52	62.65%	83
7035639					
Poll Place	0		0		0
Vote by Mail	0		0		0
Mail Ballot	5	7.94%	58	92.06%	63
Total	5	7.94%	58	92.06%	63
7035662					
Poll Place	0		0		0
Vote by Mail	0		0		0
Mail Ballot	89	23.86%	284	76.14%	373
Total	89	23.86%	284	76.14%	373
7035663					
Poll Place	0		0		0
Vote by Mail	0		0		0
Mail Ballot	2	16.67%	10	83.33%	12
Total	2	16.67%	10	83.33%	12
7035670					
Poll Place	0		0		0
Vote by Mail	0		0		0
Mail Ballot	0		0		0
Total	0		0		0

Precinct	Registered Voters
7035676	
Poll Place	2
Vote by Mail	2
Mail Ballot	2
Total	2
7035683	
Poll Place	0
Vote by Mail	0
Mail Ballot	0
Total	0
7035685	
Poll Place	38
Vote by Mail	38
Mail Ballot	38
Total	38
7035687	
Poll Place	0
Vote by Mail	0
Mail Ballot	0
Total	0
7035692	
Poll Place	0
Vote by Mail	0
Mail Ballot	0
Total	0
7040140	
Poll Place	34
Vote by Mail	34
Mail Ballot	34
Total	34

Precinct	Yes		No		Total Votes
7035676					
Poll Place	0		0		0
Vote by Mail	0		0		0
Mail Ballot	2	100.00%	0	0.00%	2
Total	2	100.00%	0	0.00%	2
7035683					
Poll Place	0		0		0
Vote by Mail	0		0		0
Mail Ballot	0		0		0
Total	0		0		0
7035685					
Poll Place	0		0		0
Vote by Mail	0		0		0
Mail Ballot	10	90.91%	1	9.09%	11
Total	10	90.91%	1	9.09%	11
7035687					
Poll Place	0		0		0
Vote by Mail	0		0		0
Mail Ballot	0		0		0
Total	0		0		0
7035692					
Poll Place	0		0		0
Vote by Mail	0		0		0
Mail Ballot	0		0		0
Total	0		0		0
7040140					
Poll Place	0		0		0
Vote by Mail	0		0		0
Mail Ballot	7	30.43%	16	69.57%	23
Total	7	30.43%	16	69.57%	23

Precinct	Registered Voters
7040141	
Poll Place	0
Vote by Mail	0
Mail Ballot	0
Total	0
7040142	
Poll Place	51
Vote by Mail	51
Mail Ballot	51
Total	51
7040144	
Poll Place	56
Vote by Mail	56
Mail Ballot	56
Total	56
7040413	
Poll Place	210
Vote by Mail	210
Mail Ballot	210
Total	210
7040437	
Poll Place	2
Vote by Mail	2
Mail Ballot	2
Total	2
7040438	
Poll Place	0
Vote by Mail	0
Mail Ballot	0
Total	0

Precinct	Yes		No		Total Votes
7040141					
Poll Place	0		0		0
Vote by Mail	0		0		0
Mail Ballot	0		0		0
Total	0		0		0
7040142					
Poll Place	0		0		0
Vote by Mail	0		0		0
Mail Ballot	9	26.47%	25	73.53%	34
Total	9	26.47%	25	73.53%	34
7040144					
Poll Place	0		0		0
Vote by Mail	0		0		0
Mail Ballot	17	39.53%	26	60.47%	43
Total	17	39.53%	26	60.47%	43
7040413					
Poll Place	0		0		0
Vote by Mail	0		0		0
Mail Ballot	28	14.97%	159	85.03%	187
Total	28	14.97%	159	85.03%	187
7040437					
Poll Place	0		0		0
Vote by Mail	0		0		0
Mail Ballot	0	0.00%	2	100.00%	2
Total	0	0.00%	2	100.00%	2
7040438					
Poll Place	0		0		0
Vote by Mail	0		0		0
Mail Ballot	0		0		0
Total	0		0		0

Precinct	Registered Voters
7040439	
Poll Place	257
Vote by Mail	257
Mail Ballot	257
Total	257
7040472	
Poll Place	453
Vote by Mail	453
Mail Ballot	453
Total	453
7040478	
Poll Place	489
Vote by Mail	489
Mail Ballot	489
Total	489
7040492	
Poll Place	0
Vote by Mail	0
Mail Ballot	0
Total	0
7041139	
Poll Place	22
Vote by Mail	22
Mail Ballot	22
Total	22
7041143	
Poll Place	66
Vote by Mail	66
Mail Ballot	66
Total	66

Precinct	Yes		No		Total Votes
7040439					
Poll Place	0		0		0
Vote by Mail	0		0		0
Mail Ballot	55	24.66%	168	75.34%	223
Total	55	24.66%	168	75.34%	223
7040472					
Poll Place	0		0		0
Vote by Mail	0		0		0
Mail Ballot	116	35.47%	211	64.53%	327
Total	116	35.47%	211	64.53%	327
7040478					
Poll Place	0		0		0
Vote by Mail	0		0		0
Mail Ballot	111	25.64%	322	74.36%	433
Total	111	25.64%	322	74.36%	433
7040492					
Poll Place	0		0		0
Vote by Mail	0		0		0
Mail Ballot	0		0		0
Total	0		0		0
7041139					
Poll Place	0		0		0
Vote by Mail	0		0		0
Mail Ballot	0	0.00%	18	100.00%	18
Total	0	0.00%	18	100.00%	18
7041143					
Poll Place	0		0		0
Vote by Mail	0		0		0
Mail Ballot	7	14.89%	40	85.11%	47
Total	7	14.89%	40	85.11%	47

Precinct	Registered Voters
7041149	
Poll Place	99
Vote by Mail	99
Mail Ballot	99
Total	99
7041160	
Poll Place	4
Vote by Mail	4
Mail Ballot	4
Total	4
7041241	
Poll Place	173
Vote by Mail	173
Mail Ballot	173
Total	173
7041476	
Poll Place	21
Vote by Mail	21
Mail Ballot	21
Total	21
7041495	
Poll Place	216
Vote by Mail	216
Mail Ballot	216
Total	216
7041496	
Poll Place	12
Vote by Mail	12
Mail Ballot	12
Total	12

Precinct	Yes		No		Total Votes
7041149					
Poll Place	0		0		0
Vote by Mail	0		0		0
Mail Ballot	4	6.90%	54	93.10%	58
Total	4	6.90%	54	93.10%	58
7041160					
Poll Place	0		0		0
Vote by Mail	0		0		0
Mail Ballot	0	0.00%	4	100.00%	4
Total	0	0.00%	4	100.00%	4
7041241					
Poll Place	0		0		0
Vote by Mail	0		0		0
Mail Ballot	18	14.52%	106	85.48%	124
Total	18	14.52%	106	85.48%	124
7041476					
Poll Place	0		0		0
Vote by Mail	0		0		0
Mail Ballot	1	6.25%	15	93.75%	16
Total	1	6.25%	15	93.75%	16
7041495					
Poll Place	0		0		0
Vote by Mail	0		0		0
Mail Ballot	50	27.78%	130	72.22%	180
Total	50	27.78%	130	72.22%	180
7041496					
Poll Place	0		0		0
Vote by Mail	0		0		0
Mail Ballot	2	22.22%	7	77.78%	9
Total	2	22.22%	7	77.78%	9

Precinct	Registered Voters
7041505	
Poll Place	86
Vote by Mail	86
Mail Ballot	86
Total	86
7041507	
Poll Place	0
Vote by Mail	0
Mail Ballot	0
Total	0
7041623	
Poll Place	21
Vote by Mail	21
Mail Ballot	21
Total	21
7041665	
Poll Place	76
Vote by Mail	76
Mail Ballot	76
Total	76
7041769	
Poll Place	240
Vote by Mail	240
Mail Ballot	240
Total	240
7041778	
Poll Place	0
Vote by Mail	0
Mail Ballot	0
Total	0

Precinct	Yes		No		Total Votes
7041505					
Poll Place	0		0		0
Vote by Mail	0		0		0
Mail Ballot	11	14.29%	66	85.71%	77
Total	11	14.29%	66	85.71%	77
7041507					
Poll Place	0		0		0
Vote by Mail	0		0		0
Mail Ballot	0		0		0
Total	0		0		0
7041623					
Poll Place	0		0		0
Vote by Mail	0		0		0
Mail Ballot	3	20.00%	12	80.00%	15
Total	3	20.00%	12	80.00%	15
7041665					
Poll Place	0		0		0
Vote by Mail	0		0		0
Mail Ballot	8	12.12%	58	87.88%	66
Total	8	12.12%	58	87.88%	66
7041769					
Poll Place	0		0		0
Vote by Mail	0		0		0
Mail Ballot	15	8.82%	155	91.18%	170
Total	15	8.82%	155	91.18%	170
7041778					
Poll Place	0		0		0
Vote by Mail	0		0		0
Mail Ballot	0		0		0
Total	0		0		0

Precinct	Registered Voters
7041815	
Poll Place	0
Vote by Mail	0
Mail Ballot	0
Total	0
7041914	
Poll Place	236
Vote by Mail	236
Mail Ballot	236
Total	236
7041930	
Poll Place	50
Vote by Mail	50
Mail Ballot	50
Total	50
7042223	
Poll Place	5
Vote by Mail	5
Mail Ballot	5
Total	5
7042265	
Poll Place	35
Vote by Mail	35
Mail Ballot	35
Total	35
7042427	
Poll Place	44
Vote by Mail	44
Mail Ballot	44
Total	44

Precinct	Yes		No		Total Votes
7041815					
Poll Place	0		0		0
Vote by Mail	0		0		0
Mail Ballot	0		0		0
Total	0		0		0
7041914					
Poll Place	0		0		0
Vote by Mail	0		0		0
Mail Ballot	28	14.00%	172	86.00%	200
Total	28	14.00%	172	86.00%	200
7041930					
Poll Place	0		0		0
Vote by Mail	0		0		0
Mail Ballot	6	16.22%	31	83.78%	37
Total	6	16.22%	31	83.78%	37
7042223					
Poll Place	0		0		0
Vote by Mail	0		0		0
Mail Ballot	0	0.00%	3	100.00%	3
Total	0	0.00%	3	100.00%	3
7042265					
Poll Place	0		0		0
Vote by Mail	0		0		0
Mail Ballot	11	45.83%	13	54.17%	24
Total	11	45.83%	13	54.17%	24
7042427					
Poll Place	0		0		0
Vote by Mail	0		0		0
Mail Ballot	11	39.29%	17	60.71%	28
Total	11	39.29%	17	60.71%	28

Precinct	Registered Voters
7042441	
Poll Place	0
Vote by Mail	0
Mail Ballot	0
Total	0
7042517	
Poll Place	6
Vote by Mail	6
Mail Ballot	6
Total	6
7042521	
Poll Place	32
Vote by Mail	32
Mail Ballot	32
Total	32
7042783	
Poll Place	0
Vote by Mail	0
Mail Ballot	0
Total	0
7042784	
Poll Place	2
Vote by Mail	2
Mail Ballot	2
Total	2
7042785	
Poll Place	0
Vote by Mail	0
Mail Ballot	0
Total	0

Precinct	Yes		No		Total Votes
7042441					
Poll Place	0		0		0
Vote by Mail	0		0		0
Mail Ballot	0		0		0
Total	0		0		0
7042517					
Poll Place	0		0		0
Vote by Mail	0		0		0
Mail Ballot	0	0.00%	4	100.00%	4
Total	0	0.00%	4	100.00%	4
7042521					
Poll Place	0		0		0
Vote by Mail	0		0		0
Mail Ballot	2	9.52%	19	90.48%	21
Total	2	9.52%	19	90.48%	21
7042783					
Poll Place	0		0		0
Vote by Mail	0		0		0
Mail Ballot	0		0		0
Total	0		0		0
7042784					
Poll Place	0		0		0
Vote by Mail	0		0		0
Mail Ballot	0	0.00%	2	100.00%	2
Total	0	0.00%	2	100.00%	2
7042785					
Poll Place	0		0		0
Vote by Mail	0		0		0
Mail Ballot	0		0		0
Total	0		0		0

Precinct	Registered Voters
7042789	
Poll Place	0
Vote by Mail	0
Mail Ballot	0
Total	0
7042910	
Poll Place	0
Vote by Mail	0
Mail Ballot	0
Total	0
7043044	
Poll Place	4
Vote by Mail	4
Mail Ballot	4
Total	4
7043063	
Poll Place	0
Vote by Mail	0
Mail Ballot	0
Total	0
7043101	
Poll Place	0
Vote by Mail	0
Mail Ballot	0
Total	0
7043295	
Poll Place	615
Vote by Mail	615
Mail Ballot	615
Total	615

Precinct	Yes		No		Total Votes
7042789					
Poll Place	0		0		0
Vote by Mail	0		0		0
Mail Ballot	0		0		0
Total	0		0		0
7042910					
Poll Place	0		0		0
Vote by Mail	0		0		0
Mail Ballot	0		0		0
Total	0		0		0
7043044					
Poll Place	0		0		0
Vote by Mail	0		0		0
Mail Ballot	1	50.00%	1	50.00%	2
Total	1	50.00%	1	50.00%	2
7043063					
Poll Place	0		0		0
Vote by Mail	0		0		0
Mail Ballot	0		0		0
Total	0		0		0
7043101					
Poll Place	0		0		0
Vote by Mail	0		0		0
Mail Ballot	0		0		0
Total	0		0		0
7043295					
Poll Place	0		0		0
Vote by Mail	0		0		0
Mail Ballot	86	22.45%	297	77.55%	383
Total	86	22.45%	297	77.55%	383

Precinct	Registered Voters
7043458	
Poll Place	0
Vote by Mail	0
Mail Ballot	0
Total	0
7043561	
Poll Place	227
Vote by Mail	227
Mail Ballot	227
Total	227
7043576	
Poll Place	0
Vote by Mail	0
Mail Ballot	0
Total	0
7044116	
Poll Place	18
Vote by Mail	18
Mail Ballot	18
Total	18
7044120	
Poll Place	314
Vote by Mail	314
Mail Ballot	314
Total	314
7044123	
Poll Place	683
Vote by Mail	683
Mail Ballot	683
Total	683

Precinct	Yes		No		Total Votes
7043458					
Poll Place	0		0		0
Vote by Mail	0		0		0
Mail Ballot	0		0		0
Total	0		0		0
7043561					
Poll Place	0		0		0
Vote by Mail	0		0		0
Mail Ballot	44	33.85%	86	66.15%	130
Total	44	33.85%	86	66.15%	130
7043576					
Poll Place	0		0		0
Vote by Mail	0		0		0
Mail Ballot	0		0		0
Total	0		0		0
7044116					
Poll Place	0		0		0
Vote by Mail	0		0		0
Mail Ballot	2	12.50%	14	87.50%	16
Total	2	12.50%	14	87.50%	16
7044120					
Poll Place	0		0		0
Vote by Mail	0		0		0
Mail Ballot	70	25.36%	206	74.64%	276
Total	70	25.36%	206	74.64%	276
7044123					
Poll Place	0		0		0
Vote by Mail	0		0		0
Mail Ballot	185	33.82%	362	66.18%	547
Total	185	33.82%	362	66.18%	547

Precinct	Registered Voters
7044133	
Poll Place	0
Vote by Mail	0
Mail Ballot	0
Total	0
7050025	
Poll Place	64
Vote by Mail	64
Mail Ballot	64
Total	64
7050030	
Poll Place	191
Vote by Mail	191
Mail Ballot	191
Total	191
7050032	
Poll Place	8
Vote by Mail	8
Mail Ballot	8
Total	8
7050212	
Poll Place	0
Vote by Mail	0
Mail Ballot	0
Total	0
7050220	
Poll Place	182
Vote by Mail	182
Mail Ballot	182
Total	182

Precinct	Yes		No		Total Votes
7044133					
Poll Place	0		0		0
Vote by Mail	0		0		0
Mail Ballot	0		0		0
Total	0		0		0
7050025					
Poll Place	0		0		0
Vote by Mail	0		0		0
Mail Ballot	5	13.16%	33	86.84%	38
Total	5	13.16%	33	86.84%	38
7050030					
Poll Place	0		0		0
Vote by Mail	0		0		0
Mail Ballot	41	42.71%	55	57.29%	96
Total	41	42.71%	55	57.29%	96
7050032					
Poll Place	0		0		0
Vote by Mail	0		0		0
Mail Ballot	0	0.00%	1	100.00%	1
Total	0	0.00%	1	100.00%	1
7050212					
Poll Place	0		0		0
Vote by Mail	0		0		0
Mail Ballot	0		0		0
Total	0		0		0
7050220					
Poll Place	0		0		0
Vote by Mail	0		0		0
Mail Ballot	29	39.19%	45	60.81%	74
Total	29	39.19%	45	60.81%	74

Precinct	Registered Voters
7050221	
Poll Place	251
Vote by Mail	251
Mail Ballot	251
Total	251
7050504	
Poll Place	57
Vote by Mail	57
Mail Ballot	57
Total	57
7050526	
Poll Place	0
Vote by Mail	0
Mail Ballot	0
Total	0
7050529	
Poll Place	2
Vote by Mail	2
Mail Ballot	2
Total	2
7050537	
Poll Place	276
Vote by Mail	276
Mail Ballot	276
Total	276
7050540	
Poll Place	81
Vote by Mail	81
Mail Ballot	81
Total	81

Precinct	Yes		No		Total Votes
7050221					
Poll Place	0		0		0
Vote by Mail	0		0		0
Mail Ballot	47	51.09%	45	48.91%	92
Total	47	51.09%	45	48.91%	92
7050504					
Poll Place	0		0		0
Vote by Mail	0		0		0
Mail Ballot	11	57.89%	8	42.11%	19
Total	11	57.89%	8	42.11%	19
7050526					
Poll Place	0		0		0
Vote by Mail	0		0		0
Mail Ballot	0		0		0
Total	0		0		0
7050529					
Poll Place	0		0		0
Vote by Mail	0		0		0
Mail Ballot	0		0		0
Total	0		0		0
7050537					
Poll Place	0		0		0
Vote by Mail	0		0		0
Mail Ballot	84	52.50%	76	47.50%	160
Total	84	52.50%	76	47.50%	160
7050540					
Poll Place	0		0		0
Vote by Mail	0		0		0
Mail Ballot	9	28.13%	23	71.88%	32
Total	9	28.13%	23	71.88%	32

Precinct	Registered Voters
7050542	
Poll Place	420
Vote by Mail	420
Mail Ballot	420
Total	420
7050546	
Poll Place	0
Vote by Mail	0
Mail Ballot	0
Total	0
7050551	
Poll Place	403
Vote by Mail	403
Mail Ballot	403
Total	403
7050557	
Poll Place	75
Vote by Mail	75
Mail Ballot	75
Total	75
7050561	
Poll Place	227
Vote by Mail	227
Mail Ballot	227
Total	227
7050563	
Poll Place	0
Vote by Mail	0
Mail Ballot	0
Total	0

Precinct	Yes		No		Total Votes
7050542					
Poll Place	0		0		0
Vote by Mail	0		0		0
Mail Ballot	116	49.57%	118	50.43%	234
Total	116	49.57%	118	50.43%	234
7050546					
Poll Place	0		0		0
Vote by Mail	0		0		0
Mail Ballot	0		0		0
Total	0		0		0
7050551					
Poll Place	0		0		0
Vote by Mail	0		0		0
Mail Ballot	97	42.17%	133	57.83%	230
Total	97	42.17%	133	57.83%	230
7050557					
Poll Place	0		0		0
Vote by Mail	0		0		0
Mail Ballot	22	53.66%	19	46.34%	41
Total	22	53.66%	19	46.34%	41
7050561					
Poll Place	0		0		0
Vote by Mail	0		0		0
Mail Ballot	49	38.58%	78	61.42%	127
Total	49	38.58%	78	61.42%	127
7050563					
Poll Place	0		0		0
Vote by Mail	0		0		0
Mail Ballot	0		0		0
Total	0		0		0

Precinct	Registered Voters
7050564	
Poll Place	0
Vote by Mail	0
Mail Ballot	0
Total	0
7050566	
Poll Place	0
Vote by Mail	0
Mail Ballot	0
Total	0
7050573	
Poll Place	0
Vote by Mail	0
Mail Ballot	0
Total	0
7050579	
Poll Place	139
Vote by Mail	139
Mail Ballot	139
Total	139
7050581	
Poll Place	234
Vote by Mail	234
Mail Ballot	234
Total	234
7050582	
Poll Place	29
Vote by Mail	29
Mail Ballot	29
Total	29

Precinct	Yes		No		Total Votes
7050564					
Poll Place	0		0		0
Vote by Mail	0		0		0
Mail Ballot	0		0		0
Total	0		0		0
7050566					
Poll Place	0		0		0
Vote by Mail	0		0		0
Mail Ballot	0		0		0
Total	0		0		0
7050573					
Poll Place	0		0		0
Vote by Mail	0		0		0
Mail Ballot	0		0		0
Total	0		0		0
7050579					
Poll Place	0		0		0
Vote by Mail	0		0		0
Mail Ballot	25	32.47%	52	67.53%	77
Total	25	32.47%	52	67.53%	77
7050581					
Poll Place	0		0		0
Vote by Mail	0		0		0
Mail Ballot	56	52.34%	51	47.66%	107
Total	56	52.34%	51	47.66%	107
7050582					
Poll Place	0		0		0
Vote by Mail	0		0		0
Mail Ballot	9	64.29%	5	35.71%	14
Total	9	64.29%	5	35.71%	14

Precinct	Registered Voters
7050597	
Poll Place	3
Vote by Mail	3
Mail Ballot	3
Total	3
7050702	
Poll Place	236
Vote by Mail	236
Mail Ballot	236
Total	236
7050707	
Poll Place	249
Vote by Mail	249
Mail Ballot	249
Total	249
7050712	
Poll Place	0
Vote by Mail	0
Mail Ballot	0
Total	0
7050713	
Poll Place	355
Vote by Mail	355
Mail Ballot	355
Total	355
7050726	
Poll Place	298
Vote by Mail	298
Mail Ballot	298
Total	298

Precinct	Yes		No		Total Votes
7050597					
Poll Place	0		0		0
Vote by Mail	0		0		0
Mail Ballot	0	0.00%	2	100.00%	2
Total	0	0.00%	2	100.00%	2
7050702					
Poll Place	0		0		0
Vote by Mail	0		0		0
Mail Ballot	47	34.56%	89	65.44%	136
Total	47	34.56%	89	65.44%	136
7050707					
Poll Place	0		0		0
Vote by Mail	0		0		0
Mail Ballot	63	43.15%	83	56.85%	146
Total	63	43.15%	83	56.85%	146
7050712					
Poll Place	0		0		0
Vote by Mail	0		0		0
Mail Ballot	0		0		0
Total	0		0		0
7050713					
Poll Place	0		0		0
Vote by Mail	0		0		0
Mail Ballot	85	39.35%	131	60.65%	216
Total	85	39.35%	131	60.65%	216
7050726					
Poll Place	0		0		0
Vote by Mail	0		0		0
Mail Ballot	50	24.15%	157	75.85%	207
Total	50	24.15%	157	75.85%	207

Precinct	Registered Voters
7050730	
Poll Place	8
Vote by Mail	8
Mail Ballot	8
Total	8
7050732	
Poll Place	74
Vote by Mail	74
Mail Ballot	74
Total	74
7050734	
Poll Place	161
Vote by Mail	161
Mail Ballot	161
Total	161
7050748	
Poll Place	111
Vote by Mail	111
Mail Ballot	111
Total	111
7050749	
Poll Place	141
Vote by Mail	141
Mail Ballot	141
Total	141
7050758	
Poll Place	4
Vote by Mail	4
Mail Ballot	4
Total	4

Precinct	Yes		No		Total Votes
7050730					
Poll Place	0		0		0
Vote by Mail	0		0		0
Mail Ballot	0	0.00%	2	100.00%	2
Total	0	0.00%	2	100.00%	2
7050732					
Poll Place	0		0		0
Vote by Mail	0		0		0
Mail Ballot	11	25.00%	33	75.00%	44
Total	11	25.00%	33	75.00%	44
7050734					
Poll Place	0		0		0
Vote by Mail	0		0		0
Mail Ballot	38	44.71%	47	55.29%	85
Total	38	44.71%	47	55.29%	85
7050748					
Poll Place	0		0		0
Vote by Mail	0		0		0
Mail Ballot	18	41.86%	25	58.14%	43
Total	18	41.86%	25	58.14%	43
7050749					
Poll Place	0		0		0
Vote by Mail	0		0		0
Mail Ballot	30	40.00%	45	60.00%	75
Total	30	40.00%	45	60.00%	75
7050758					
Poll Place	0		0		0
Vote by Mail	0		0		0
Mail Ballot	0	0.00%	4	100.00%	4
Total	0	0.00%	4	100.00%	4

Precinct	Registered Voters
7050759	
Poll Place	20
Vote by Mail	20
Mail Ballot	20
Total	20
7050760	
Poll Place	0
Vote by Mail	0
Mail Ballot	0
Total	0
7050764	
Poll Place	0
Vote by Mail	0
Mail Ballot	0
Total	0
7050769	
Poll Place	0
Vote by Mail	0
Mail Ballot	0
Total	0
7051188	
Poll Place	18
Vote by Mail	18
Mail Ballot	18
Total	18
7051233	
Poll Place	284
Vote by Mail	284
Mail Ballot	284
Total	284

Precinct	Yes		No		Total Votes
7050759					
Poll Place	0		0		0
Vote by Mail	0		0		0
Mail Ballot	1	7.69%	12	92.31%	13
Total	1	7.69%	12	92.31%	13
7050760					
Poll Place	0		0		0
Vote by Mail	0		0		0
Mail Ballot	0		0		0
Total	0		0		0
7050764					
Poll Place	0		0		0
Vote by Mail	0		0		0
Mail Ballot	0		0		0
Total	0		0		0
7050769					
Poll Place	0		0		0
Vote by Mail	0		0		0
Mail Ballot	0		0		0
Total	0		0		0
7051188					
Poll Place	0		0		0
Vote by Mail	0		0		0
Mail Ballot	3	37.50%	5	62.50%	8
Total	3	37.50%	5	62.50%	8
7051233					
Poll Place	0		0		0
Vote by Mail	0		0		0
Mail Ballot	59	35.33%	108	64.67%	167
Total	59	35.33%	108	64.67%	167

Precinct	Registered Voters
7051293	
Poll Place	177
Vote by Mail	177
Mail Ballot	177
Total	177
7051294	
Poll Place	63
Vote by Mail	63
Mail Ballot	63
Total	63
7051295	
Poll Place	15
Vote by Mail	15
Mail Ballot	15
Total	15
7051297	
Poll Place	209
Vote by Mail	209
Mail Ballot	209
Total	209
7051298	
Poll Place	289
Vote by Mail	289
Mail Ballot	289
Total	289
7051490	
Poll Place	7
Vote by Mail	7
Mail Ballot	7
Total	7

Precinct	Yes		No		Total Votes
7051293					
Poll Place	0		0		0
Vote by Mail	0		0		0
Mail Ballot	30	26.55%	83	73.45%	113
Total	30	26.55%	83	73.45%	113
7051294					
Poll Place	0		0		0
Vote by Mail	0		0		0
Mail Ballot	9	69.23%	4	30.77%	13
Total	9	69.23%	4	30.77%	13
7051295					
Poll Place	0		0		0
Vote by Mail	0		0		0
Mail Ballot	3	37.50%	5	62.50%	8
Total	3	37.50%	5	62.50%	8
7051297					
Poll Place	0		0		0
Vote by Mail	0		0		0
Mail Ballot	53	34.87%	99	65.13%	152
Total	53	34.87%	99	65.13%	152
7051298					
Poll Place	0		0		0
Vote by Mail	0		0		0
Mail Ballot	46	30.26%	106	69.74%	152
Total	46	30.26%	106	69.74%	152
7051490					
Poll Place	0		0		0
Vote by Mail	0		0		0
Mail Ballot	1	33.33%	2	66.67%	3
Total	1	33.33%	2	66.67%	3

Precinct	Registered Voters
7051494	
Poll Place	5
Vote by Mail	5
Mail Ballot	5
Total	5
7051679	
Poll Place	71
Vote by Mail	71
Mail Ballot	71
Total	71
7051704	
Poll Place	70
Vote by Mail	70
Mail Ballot	70
Total	70
7051739	
Poll Place	178
Vote by Mail	178
Mail Ballot	178
Total	178
7051751	
Poll Place	332
Vote by Mail	332
Mail Ballot	332
Total	332
7051779	
Poll Place	0
Vote by Mail	0
Mail Ballot	0
Total	0

Precinct	Yes		No		Total Votes
7051494					
Poll Place	0		0		0
Vote by Mail	0		0		0
Mail Ballot	2	66.67%	1	33.33%	3
Total	2	66.67%	1	33.33%	3
7051679					
Poll Place	0		0		0
Vote by Mail	0		0		0
Mail Ballot	6	30.00%	14	70.00%	20
Total	6	30.00%	14	70.00%	20
7051704					
Poll Place	0		0		0
Vote by Mail	0		0		0
Mail Ballot	16	43.24%	21	56.76%	37
Total	16	43.24%	21	56.76%	37
7051739					
Poll Place	0		0		0
Vote by Mail	0		0		0
Mail Ballot	33	29.20%	80	70.80%	113
Total	33	29.20%	80	70.80%	113
7051751					
Poll Place	0		0		0
Vote by Mail	0		0		0
Mail Ballot	57	32.39%	119	67.61%	176
Total	57	32.39%	119	67.61%	176
7051779					
Poll Place	0		0		0
Vote by Mail	0		0		0
Mail Ballot	0		0		0
Total	0		0		0

Precinct	Registered Voters
7051972	
Poll Place	7
Vote by Mail	7
Mail Ballot	7
Total	7
7052140	
Poll Place	203
Vote by Mail	203
Mail Ballot	203
Total	203
7052142	
Poll Place	9
Vote by Mail	9
Mail Ballot	9
Total	9
7052143	
Poll Place	139
Vote by Mail	139
Mail Ballot	139
Total	139
7052272	
Poll Place	14
Vote by Mail	14
Mail Ballot	14
Total	14
7052770	
Poll Place	178
Vote by Mail	178
Mail Ballot	178
Total	178

Precinct	Yes		No		Total Votes
7051972					
Poll Place	0		0		0
Vote by Mail	0		0		0
Mail Ballot	1	25.00%	3	75.00%	4
Total	1	25.00%	3	75.00%	4
7052140					
Poll Place	0		0		0
Vote by Mail	0		0		0
Mail Ballot	25	18.94%	107	81.06%	132
Total	25	18.94%	107	81.06%	132
7052142					
Poll Place	0		0		0
Vote by Mail	0		0		0
Mail Ballot	4	66.67%	2	33.33%	6
Total	4	66.67%	2	33.33%	6
7052143					
Poll Place	0		0		0
Vote by Mail	0		0		0
Mail Ballot	19	22.62%	65	77.38%	84
Total	19	22.62%	65	77.38%	84
7052272					
Poll Place	0		0		0
Vote by Mail	0		0		0
Mail Ballot	1	33.33%	2	66.67%	3
Total	1	33.33%	2	66.67%	3
7052770					
Poll Place	0		0		0
Vote by Mail	0		0		0
Mail Ballot	24	35.82%	43	64.18%	67
Total	24	35.82%	43	64.18%	67

Precinct	Registered Voters
7053012	
Poll Place	114
Vote by Mail	114
Mail Ballot	114
Total	114
7053449	
Poll Place	11
Vote by Mail	11
Mail Ballot	11
Total	11
7053495	
Poll Place	0
Vote by Mail	0
Mail Ballot	0
Total	0
7053752	
Poll Place	10
Vote by Mail	10
Mail Ballot	10
Total	10
7053765	
Poll Place	2
Vote by Mail	2
Mail Ballot	2
Total	2
Kern County - Total	425,526
Cumulative	
Cumulative	
Poll Place	0
Vote by Mail	0
Mail Ballot	0
Total	0

Precinct	Yes		No		Total Votes
7053012					
Poll Place	0		0		0
Vote by Mail	0		0		0
Mail Ballot	25	40.32%	37	59.68%	62
Total	25	40.32%	37	59.68%	62
7053449					
Poll Place	0		0		0
Vote by Mail	0		0		0
Mail Ballot	3	33.33%	6	66.67%	9
Total	3	33.33%	6	66.67%	9
7053495					
Poll Place	0		0		0
Vote by Mail	0		0		0
Mail Ballot	0		0		0
Total	0		0		0
7053752					
Poll Place	0		0		0
Vote by Mail	0		0		0
Mail Ballot	1	12.50%	7	87.50%	8
Total	1	12.50%	7	87.50%	8
7053765					
Poll Place	0		0		0
Vote by Mail	0		0		0
Mail Ballot	0	0.00%	2	100.00%	2
Total	0	0.00%	2	100.00%	2
Kern County - Total	83,741	27.97%	215,696	72.03%	299,437
Cumulative					
Cumulative					
Poll Place	0		0		0
Vote by Mail	0		0		0
Mail Ballot	0		0		0
Total	0		0		0

Precinct	Registered Voters
Cumulative - Total	0
County - Total	425,526

Precinct	Yes		No		Total Votes
Cumulative - Total	0		0		0
County - Total	83,741	27.97%	215,696	72.03%	299,437

PROPOSITION 17 (Vote for 1)

Precinct	Registered Voters
County	
Kern County	
0011155	
Poll Place	1,261
Vote by Mail	1,261
Mail Ballot	1,261
Total	1,261
0011190	
Poll Place	1,610
Vote by Mail	1,610
Mail Ballot	1,610
Total	1,610
0011195	
Poll Place	1,366
Vote by Mail	1,366
Mail Ballot	1,366
Total	1,366
0011530	
Poll Place	929
Vote by Mail	929
Mail Ballot	929
Total	929
0011540	
Poll Place	1,054
Vote by Mail	1,054
Mail Ballot	1,054
Total	1,054

Precinct	Yes		No		Total Votes
County					
Kern County					
0011155					
Poll Place	68	31.34%	149	68.66%	217
Vote by Mail	267	35.98%	475	64.02%	742
Mail Ballot	0		0		0
Total	335	34.93%	624	65.07%	959
0011190					
Poll Place	65	39.16%	101	60.84%	166
Vote by Mail	380	35.75%	683	64.25%	1,063
Mail Ballot	0		0		0
Total	445	36.21%	784	63.79%	1,229
0011195					
Poll Place	35	13.94%	216	86.06%	251
Vote by Mail	190	19.08%	806	80.92%	996
Mail Ballot	0		0		0
Total	225	18.04%	1,022	81.96%	1,247
0011530					
Poll Place	40	50.00%	40	50.00%	80
Vote by Mail	283	62.20%	172	37.80%	455
Mail Ballot	0		0		0
Total	323	60.37%	212	39.63%	535
0011540					
Poll Place	42	61.76%	26	38.24%	68
Vote by Mail	279	54.49%	233	45.51%	512
Mail Ballot	0		0		0
Total	321	55.34%	259	44.66%	580

Precinct	Registered Voters
0011546	
Poll Place	1,123
Vote by Mail	1,123
Mail Ballot	1,123
Total	1,123
0011548	
Poll Place	1,615
Vote by Mail	1,615
Mail Ballot	1,615
Total	1,615
0011550	
Poll Place	1,408
Vote by Mail	1,408
Mail Ballot	1,408
Total	1,408
0011552	
Poll Place	1,346
Vote by Mail	1,346
Mail Ballot	1,346
Total	1,346
0011554	
Poll Place	1,660
Vote by Mail	1,660
Mail Ballot	1,660
Total	1,660
0011557	
Poll Place	1,632
Vote by Mail	1,632
Mail Ballot	1,632
Total	1,632

Precinct	Yes		No		Total Votes
0011546					
Poll Place	51	57.95%	37	42.05%	88
Vote by Mail	316	55.93%	249	44.07%	565
Mail Ballot	0		0		0
Total	367	56.20%	286	43.80%	653
0011548					
Poll Place	45	43.69%	58	56.31%	103
Vote by Mail	556	52.26%	508	47.74%	1,064
Mail Ballot	0		0		0
Total	601	51.50%	566	48.50%	1,167
0011550					
Poll Place	39	46.43%	45	53.57%	84
Vote by Mail	453	53.61%	392	46.39%	845
Mail Ballot	0		0		0
Total	492	52.96%	437	47.04%	929
0011552					
Poll Place	54	49.09%	56	50.91%	110
Vote by Mail	398	56.06%	312	43.94%	710
Mail Ballot	0		0		0
Total	452	55.12%	368	44.88%	820
0011554					
Poll Place	79	58.96%	55	41.04%	134
Vote by Mail	473	59.27%	325	40.73%	798
Mail Ballot	0		0		0
Total	552	59.23%	380	40.77%	932
0011557					
Poll Place	60	50.85%	58	49.15%	118
Vote by Mail	499	60.12%	331	39.88%	830
Mail Ballot	0		0		0
Total	559	58.97%	389	41.03%	948

Precinct	Registered Voters
0011570	
Poll Place	1,087
Vote by Mail	1,087
Mail Ballot	1,087
Total	1,087
0011580	
Poll Place	1,070
Vote by Mail	1,070
Mail Ballot	1,070
Total	1,070
0011610	
Poll Place	882
Vote by Mail	882
Mail Ballot	882
Total	882
0011626	
Poll Place	1,859
Vote by Mail	1,859
Mail Ballot	1,859
Total	1,859
0011725	
Poll Place	1,209
Vote by Mail	1,209
Mail Ballot	1,209
Total	1,209
0011990	
Poll Place	836
Vote by Mail	836
Mail Ballot	836
Total	836

Precinct	Yes		No		Total Votes
0011570					
Poll Place	66	57.39%	49	42.61%	115
Vote by Mail	307	56.02%	241	43.98%	548
Mail Ballot	0		0		0
Total	373	56.26%	290	43.74%	663
0011580					
Poll Place	52	55.32%	42	44.68%	94
Vote by Mail	307	51.68%	287	48.32%	594
Mail Ballot	0		0		0
Total	359	52.18%	329	47.82%	688
0011610					
Poll Place	57	56.44%	44	43.56%	101
Vote by Mail	231	48.02%	250	51.98%	481
Mail Ballot	0		0		0
Total	288	49.48%	294	50.52%	582
0011626					
Poll Place	58	54.72%	48	45.28%	106
Vote by Mail	611	52.63%	550	47.37%	1,161
Mail Ballot	0		0		0
Total	669	52.80%	598	47.20%	1,267
0011725					
Poll Place	47	29.56%	112	70.44%	159
Vote by Mail	316	37.98%	516	62.02%	832
Mail Ballot	0		0		0
Total	363	36.63%	628	63.37%	991
0011990					
Poll Place	41	22.91%	138	77.09%	179
Vote by Mail	193	38.76%	305	61.24%	498
Mail Ballot	0		0		0
Total	234	34.56%	443	65.44%	677

Precinct	Registered Voters
0011991	
Poll Place	876
Vote by Mail	876
Mail Ballot	876
Total	876
0012171	
Poll Place	945
Vote by Mail	945
Mail Ballot	945
Total	945
0012173	
Poll Place	667
Vote by Mail	667
Mail Ballot	667
Total	667
0012505	
Poll Place	1,106
Vote by Mail	1,106
Mail Ballot	1,106
Total	1,106
0012591	
Poll Place	1,253
Vote by Mail	1,253
Mail Ballot	1,253
Total	1,253
0012592	
Poll Place	1,136
Vote by Mail	1,136
Mail Ballot	1,136
Total	1,136

Precinct	Yes		No		Total Votes
0011991					
Poll Place	47	22.71%	160	77.29%	207
Vote by Mail	173	34.88%	323	65.12%	496
Mail Ballot	0		0		0
Total	220	31.29%	483	68.71%	703
0012171					
Poll Place	34	30.63%	77	69.37%	111
Vote by Mail	187	34.31%	358	65.69%	545
Mail Ballot	0		0		0
Total	221	33.69%	435	66.31%	656
0012173					
Poll Place	38	29.23%	92	70.77%	130
Vote by Mail	144	36.36%	252	63.64%	396
Mail Ballot	0		0		0
Total	182	34.60%	344	65.40%	526
0012505					
Poll Place	38	23.46%	124	76.54%	162
Vote by Mail	201	27.31%	535	72.69%	736
Mail Ballot	0		0		0
Total	239	26.61%	659	73.39%	898
0012591					
Poll Place	98	58.33%	70	41.67%	168
Vote by Mail	339	59.89%	227	40.11%	566
Mail Ballot	0		0		0
Total	437	59.54%	297	40.46%	734
0012592					
Poll Place	42	43.30%	55	56.70%	97
Vote by Mail	278	49.82%	280	50.18%	558
Mail Ballot	0		0		0
Total	320	48.85%	335	51.15%	655

Precinct	Registered Voters
0012593	
Poll Place	1,820
Vote by Mail	1,820
Mail Ballot	1,820
Total	1,820
0012620	
Poll Place	1,480
Vote by Mail	1,480
Mail Ballot	1,480
Total	1,480
0012622	
Poll Place	1,303
Vote by Mail	1,303
Mail Ballot	1,303
Total	1,303
0012623	
Poll Place	1,824
Vote by Mail	1,824
Mail Ballot	1,824
Total	1,824
0012650	
Poll Place	1,338
Vote by Mail	1,338
Mail Ballot	1,338
Total	1,338
0012670	
Poll Place	1,586
Vote by Mail	1,586
Mail Ballot	1,586
Total	1,586

Precinct	Yes		No		Total Votes
0012593					
Poll Place	104	54.17%	88	45.83%	192
Vote by Mail	489	52.69%	439	47.31%	928
Mail Ballot	0		0		0
Total	593	52.95%	527	47.05%	1,120
0012620					
Poll Place	30	17.54%	141	82.46%	171
Vote by Mail	326	36.79%	560	63.21%	886
Mail Ballot	0		0		0
Total	356	33.68%	701	66.32%	1,057
0012622					
Poll Place	23	18.11%	104	81.89%	127
Vote by Mail	221	25.88%	633	74.12%	854
Mail Ballot	0		0		0
Total	244	24.87%	737	75.13%	981
0012623					
Poll Place	69	23.39%	226	76.61%	295
Vote by Mail	329	30.66%	744	69.34%	1,073
Mail Ballot	0		0		0
Total	398	29.09%	970	70.91%	1,368
0012650					
Poll Place	24	17.02%	117	82.98%	141
Vote by Mail	199	21.08%	745	78.92%	944
Mail Ballot	0		0		0
Total	223	20.55%	862	79.45%	1,085
0012670					
Poll Place	46	20.09%	183	79.91%	229
Vote by Mail	269	27.48%	710	72.52%	979
Mail Ballot	0		0		0
Total	315	26.08%	893	73.92%	1,208

Precinct	Registered Voters
0012709	
Poll Place	1,124
Vote by Mail	1,124
Mail Ballot	1,124
Total	1,124
0012921	
Poll Place	1,809
Vote by Mail	1,809
Mail Ballot	1,809
Total	1,809
0012922	
Poll Place	863
Vote by Mail	863
Mail Ballot	863
Total	863
0012923	
Poll Place	933
Vote by Mail	933
Mail Ballot	933
Total	933
0012924	
Poll Place	1,620
Vote by Mail	1,620
Mail Ballot	1,620
Total	1,620
0012925	
Poll Place	1,566
Vote by Mail	1,566
Mail Ballot	1,566
Total	1,566

Precinct	Yes		No		Total Votes
0012709					
Poll Place	40	24.84%	121	75.16%	161
Vote by Mail	236	33.43%	470	66.57%	706
Mail Ballot	0		0		0
Total	276	31.83%	591	68.17%	867
0012921					
Poll Place	60	34.68%	113	65.32%	173
Vote by Mail	486	40.91%	702	59.09%	1,188
Mail Ballot	0		0		0
Total	546	40.12%	815	59.88%	1,361
0012922					
Poll Place	25	27.78%	65	72.22%	90
Vote by Mail	250	41.60%	351	58.40%	601
Mail Ballot	0		0		0
Total	275	39.80%	416	60.20%	691
0012923					
Poll Place	40	43.48%	52	56.52%	92
Vote by Mail	244	42.88%	325	57.12%	569
Mail Ballot	0		0		0
Total	284	42.97%	377	57.03%	661
0012924					
Poll Place	54	31.58%	117	68.42%	171
Vote by Mail	453	39.32%	699	60.68%	1,152
Mail Ballot	0		0		0
Total	507	38.32%	816	61.68%	1,323
0012925					
Poll Place	81	44.02%	103	55.98%	184
Vote by Mail	427	44.90%	524	55.10%	951
Mail Ballot	0		0		0
Total	508	44.76%	627	55.24%	1,135

Precinct	Registered Voters
0012927	
Poll Place	1,087
Vote by Mail	1,087
Mail Ballot	1,087
Total	1,087
0012928	
Poll Place	1,816
Vote by Mail	1,816
Mail Ballot	1,816
Total	1,816
0012929	
Poll Place	1,479
Vote by Mail	1,479
Mail Ballot	1,479
Total	1,479
0012933	
Poll Place	1,583
Vote by Mail	1,583
Mail Ballot	1,583
Total	1,583
0012934	
Poll Place	889
Vote by Mail	889
Mail Ballot	889
Total	889
0012935	
Poll Place	1,111
Vote by Mail	1,111
Mail Ballot	1,111
Total	1,111

Precinct	Yes		No		Total Votes
0012927					
Poll Place	49	31.21%	108	68.79%	157
Vote by Mail	265	37.43%	443	62.57%	708
Mail Ballot	0		0		0
Total	314	36.30%	551	63.70%	865
0012928					
Poll Place	60	36.36%	105	63.64%	165
Vote by Mail	474	40.24%	704	59.76%	1,178
Mail Ballot	0		0		0
Total	534	39.76%	809	60.24%	1,343
0012929					
Poll Place	37	22.84%	125	77.16%	162
Vote by Mail	367	36.66%	634	63.34%	1,001
Mail Ballot	0		0		0
Total	404	34.74%	759	65.26%	1,163
0012933					
Poll Place	42	24.00%	133	76.00%	175
Vote by Mail	443	37.90%	726	62.10%	1,169
Mail Ballot	0		0		0
Total	485	36.09%	859	63.91%	1,344
0012934					
Poll Place	34	27.64%	89	72.36%	123
Vote by Mail	212	39.63%	323	60.37%	535
Mail Ballot	0		0		0
Total	246	37.39%	412	62.61%	658
0012935					
Poll Place	22	23.66%	71	76.34%	93
Vote by Mail	327	39.21%	507	60.79%	834
Mail Ballot	0		0		0
Total	349	37.65%	578	62.35%	927

Precinct	Registered Voters
0012941	
Poll Place	1,522
Vote by Mail	1,522
Mail Ballot	1,522
Total	1,522
0012996	
Poll Place	838
Vote by Mail	838
Mail Ballot	838
Total	838
0013070	
Poll Place	937
Vote by Mail	937
Mail Ballot	937
Total	937
0013072	
Poll Place	742
Vote by Mail	742
Mail Ballot	742
Total	742
0013076	
Poll Place	478
Vote by Mail	478
Mail Ballot	478
Total	478
0013078	
Poll Place	760
Vote by Mail	760
Mail Ballot	760
Total	760

Precinct	Yes		No		Total Votes
0012941					
Poll Place	37	30.58%	84	69.42%	121
Vote by Mail	432	41.50%	609	58.50%	1,041
Mail Ballot	0		0		0
Total	469	40.36%	693	59.64%	1,162
0012996					
Poll Place	33	31.43%	72	68.57%	105
Vote by Mail	251	41.90%	348	58.10%	599
Mail Ballot	0		0		0
Total	284	40.34%	420	59.66%	704
0013070					
Poll Place	16	23.53%	52	76.47%	68
Vote by Mail	233	32.36%	487	67.64%	720
Mail Ballot	0		0		0
Total	249	31.60%	539	68.40%	788
0013072					
Poll Place	13	18.57%	57	81.43%	70
Vote by Mail	171	30.98%	381	69.02%	552
Mail Ballot	0		0		0
Total	184	29.58%	438	70.42%	622
0013076					
Poll Place	21	27.27%	56	72.73%	77
Vote by Mail	94	31.97%	200	68.03%	294
Mail Ballot	0		0		0
Total	115	31.00%	256	69.00%	371
0013078					
Poll Place	57	36.77%	98	63.23%	155
Vote by Mail	162	38.57%	258	61.43%	420
Mail Ballot	0		0		0
Total	219	38.09%	356	61.91%	575

Precinct	Registered Voters
0013100	
Poll Place	1,461
Vote by Mail	1,461
Mail Ballot	1,461
Total	1,461
0013107	
Poll Place	1,295
Vote by Mail	1,295
Mail Ballot	1,295
Total	1,295
0013110	
Poll Place	1,486
Vote by Mail	1,486
Mail Ballot	1,486
Total	1,486
0013120	
Poll Place	1,245
Vote by Mail	1,245
Mail Ballot	1,245
Total	1,245
0013129	
Poll Place	861
Vote by Mail	861
Mail Ballot	861
Total	861
0013194	
Poll Place	535
Vote by Mail	535
Mail Ballot	535
Total	535

Precinct	Yes		No		Total Votes
0013100					
Poll Place	70	47.30%	78	52.70%	148
Vote by Mail	333	41.01%	479	58.99%	812
Mail Ballot	0		0		0
Total	403	41.98%	557	58.02%	960
0013107					
Poll Place	49	39.84%	74	60.16%	123
Vote by Mail	306	47.15%	343	52.85%	649
Mail Ballot	0		0		0
Total	355	45.98%	417	54.02%	772
0013110					
Poll Place	84	45.90%	99	54.10%	183
Vote by Mail	344	40.52%	505	59.48%	849
Mail Ballot	0		0		0
Total	428	41.47%	604	58.53%	1,032
0013120					
Poll Place	73	48.34%	78	51.66%	151
Vote by Mail	323	46.41%	373	53.59%	696
Mail Ballot	0		0		0
Total	396	46.75%	451	53.25%	847
0013129					
Poll Place	38	40.86%	55	59.14%	93
Vote by Mail	240	50.96%	231	49.04%	471
Mail Ballot	0		0		0
Total	278	49.29%	286	50.71%	564
0013194					
Poll Place	21	33.33%	42	66.67%	63
Vote by Mail	123	35.24%	226	64.76%	349
Mail Ballot	0		0		0
Total	144	34.95%	268	65.05%	412

Precinct	Registered Voters
0015106	
Poll Place	1,590
Vote by Mail	1,590
Mail Ballot	1,590
Total	1,590
0015109	
Poll Place	976
Vote by Mail	976
Mail Ballot	976
Total	976
0015110	
Poll Place	881
Vote by Mail	881
Mail Ballot	881
Total	881
0015113	
Poll Place	1,121
Vote by Mail	1,121
Mail Ballot	1,121
Total	1,121
0015114	
Poll Place	797
Vote by Mail	797
Mail Ballot	797
Total	797
0015123	
Poll Place	1,080
Vote by Mail	1,080
Mail Ballot	1,080
Total	1,080

Precinct	Yes		No		Total Votes
0015106					
Poll Place	34	25.56%	99	74.44%	133
Vote by Mail	441	34.45%	839	65.55%	1,280
Mail Ballot	0		0		0
Total	475	33.62%	938	66.38%	1,413
0015109					
Poll Place	23	25.56%	67	74.44%	90
Vote by Mail	242	32.93%	493	67.07%	735
Mail Ballot	0		0		0
Total	265	32.12%	560	67.88%	825
0015110					
Poll Place	3	14.29%	18	85.71%	21
Vote by Mail	165	21.18%	614	78.82%	779
Mail Ballot	0		0		0
Total	168	21.00%	632	79.00%	800
0015113					
Poll Place	26	16.56%	131	83.44%	157
Vote by Mail	210	26.72%	576	73.28%	786
Mail Ballot	0		0		0
Total	236	25.03%	707	74.97%	943
0015114					
Poll Place	15	16.48%	76	83.52%	91
Vote by Mail	203	37.45%	339	62.55%	542
Mail Ballot	0		0		0
Total	218	34.44%	415	65.56%	633
0015123					
Poll Place	31	20.26%	122	79.74%	153
Vote by Mail	199	28.23%	506	71.77%	705
Mail Ballot	0		0		0
Total	230	26.81%	628	73.19%	858

Precinct	Registered Voters
0015124	
Poll Place	1,123
Vote by Mail	1,123
Mail Ballot	1,123
Total	1,123
0015132	
Poll Place	1,049
Vote by Mail	1,049
Mail Ballot	1,049
Total	1,049
0015133	
Poll Place	927
Vote by Mail	927
Mail Ballot	927
Total	927
0015135	
Poll Place	1,146
Vote by Mail	1,146
Mail Ballot	1,146
Total	1,146
0020121	
Poll Place	730
Vote by Mail	730
Mail Ballot	730
Total	730
0020232	
Poll Place	735
Vote by Mail	735
Mail Ballot	735
Total	735

Precinct	Yes		No		Total Votes
0015124					
Poll Place	14	12.17%	101	87.83%	115
Vote by Mail	202	24.94%	608	75.06%	810
Mail Ballot	0		0		0
Total	216	23.35%	709	76.65%	925
0015132					
Poll Place	19	24.68%	58	75.32%	77
Vote by Mail	243	29.53%	580	70.47%	823
Mail Ballot	0		0		0
Total	262	29.11%	638	70.89%	900
0015133					
Poll Place	29	20.28%	114	79.72%	143
Vote by Mail	175	27.87%	453	72.13%	628
Mail Ballot	0		0		0
Total	204	26.46%	567	73.54%	771
0015135					
Poll Place	37	30.33%	85	69.67%	122
Vote by Mail	337	44.05%	428	55.95%	765
Mail Ballot	0		0		0
Total	374	42.16%	513	57.84%	887
0020121					
Poll Place	47	31.33%	103	68.67%	150
Vote by Mail	166	46.37%	192	53.63%	358
Mail Ballot	0		0		0
Total	213	41.93%	295	58.07%	508
0020232					
Poll Place	42	51.85%	39	48.15%	81
Vote by Mail	243	63.12%	142	36.88%	385
Mail Ballot	0		0		0
Total	285	61.16%	181	38.84%	466

Precinct	Registered Voters
0020236	
Poll Place	1,561
Vote by Mail	1,561
Mail Ballot	1,561
Total	1,561
0020243	
Poll Place	1,601
Vote by Mail	1,601
Mail Ballot	1,601
Total	1,601
0020245	
Poll Place	1,507
Vote by Mail	1,507
Mail Ballot	1,507
Total	1,507
0020246	
Poll Place	1,070
Vote by Mail	1,070
Mail Ballot	1,070
Total	1,070
0020248	
Poll Place	631
Vote by Mail	631
Mail Ballot	631
Total	631
0020249	
Poll Place	893
Vote by Mail	893
Mail Ballot	893
Total	893

Precinct	Yes		No		Total Votes
0020236					
Poll Place	72	68.57%	33	31.43%	105
Vote by Mail	437	60.44%	286	39.56%	723
Mail Ballot	0		0		0
Total	509	61.47%	319	38.53%	828
0020243					
Poll Place	59	48.36%	63	51.64%	122
Vote by Mail	486	50.10%	484	49.90%	970
Mail Ballot	0		0		0
Total	545	49.91%	547	50.09%	1,092
0020245					
Poll Place	61	53.04%	54	46.96%	115
Vote by Mail	472	60.90%	303	39.10%	775
Mail Ballot	0		0		0
Total	533	59.89%	357	40.11%	890
0020246					
Poll Place	72	55.81%	57	44.19%	129
Vote by Mail	304	55.27%	246	44.73%	550
Mail Ballot	0		0		0
Total	376	55.38%	303	44.62%	679
0020248					
Poll Place	32	48.48%	34	51.52%	66
Vote by Mail	195	60.37%	128	39.63%	323
Mail Ballot	0		0		0
Total	227	58.35%	162	41.65%	389
0020249					
Poll Place	26	46.43%	30	53.57%	56
Vote by Mail	264	46.32%	306	53.68%	570
Mail Ballot	0		0		0
Total	290	46.33%	336	53.67%	626

Precinct	Registered Voters
0020253	
Poll Place	681
Vote by Mail	681
Mail Ballot	681
Total	681
0020254	
Poll Place	1,589
Vote by Mail	1,589
Mail Ballot	1,589
Total	1,589
0020256	
Poll Place	1,566
Vote by Mail	1,566
Mail Ballot	1,566
Total	1,566
0020257	
Poll Place	724
Vote by Mail	724
Mail Ballot	724
Total	724
0020260	
Poll Place	968
Vote by Mail	968
Mail Ballot	968
Total	968
0020262	
Poll Place	764
Vote by Mail	764
Mail Ballot	764
Total	764

Precinct	Yes		No		Total Votes
0020253					
Poll Place	48	59.26%	33	40.74%	81
Vote by Mail	178	51.59%	167	48.41%	345
Mail Ballot	0		0		0
Total	226	53.05%	200	46.95%	426
0020254					
Poll Place	67	37.64%	111	62.36%	178
Vote by Mail	342	40.43%	504	59.57%	846
Mail Ballot	0		0		0
Total	409	39.94%	615	60.06%	1,024
0020256					
Poll Place	61	43.88%	78	56.12%	139
Vote by Mail	534	51.90%	495	48.10%	1,029
Mail Ballot	0		0		0
Total	595	50.94%	573	49.06%	1,168
0020257					
Poll Place	54	63.53%	31	36.47%	85
Vote by Mail	226	58.10%	163	41.90%	389
Mail Ballot	0		0		0
Total	280	59.07%	194	40.93%	474
0020260					
Poll Place	51	60.00%	34	40.00%	85
Vote by Mail	318	56.38%	246	43.62%	564
Mail Ballot	0		0		0
Total	369	56.86%	280	43.14%	649
0020262					
Poll Place	47	45.63%	56	54.37%	103
Vote by Mail	212	43.80%	272	56.20%	484
Mail Ballot	0		0		0
Total	259	44.12%	328	55.88%	587

Precinct	Registered Voters
0020263	
Poll Place	889
Vote by Mail	889
Mail Ballot	889
Total	889
0020271	
Poll Place	1,447
Vote by Mail	1,447
Mail Ballot	1,447
Total	1,447
0020272	
Poll Place	1,459
Vote by Mail	1,459
Mail Ballot	1,459
Total	1,459
0020282	
Poll Place	1,210
Vote by Mail	1,210
Mail Ballot	1,210
Total	1,210
0020283	
Poll Place	2,570
Vote by Mail	2,570
Mail Ballot	2,570
Total	2,570
0020284	
Poll Place	908
Vote by Mail	908
Mail Ballot	908
Total	908

Precinct	Yes		No		Total Votes
0020263					
Poll Place	24	31.17%	53	68.83%	77
Vote by Mail	298	54.18%	252	45.82%	550
Mail Ballot	0		0		0
Total	322	51.36%	305	48.64%	627
0020271					
Poll Place	74	56.92%	56	43.08%	130
Vote by Mail	457	53.58%	396	46.42%	853
Mail Ballot	0		0		0
Total	531	54.02%	452	45.98%	983
0020272					
Poll Place	44	50.57%	43	49.43%	87
Vote by Mail	450	51.90%	417	48.10%	867
Mail Ballot	0		0		0
Total	494	51.78%	460	48.22%	954
0020282					
Poll Place	49	33.79%	96	66.21%	145
Vote by Mail	357	46.73%	407	53.27%	764
Mail Ballot	0		0		0
Total	406	44.66%	503	55.34%	909
0020283					
Poll Place	77	42.08%	106	57.92%	183
Vote by Mail	864	51.89%	801	48.11%	1,665
Mail Ballot	0		0		0
Total	941	50.92%	907	49.08%	1,848
0020284					
Poll Place	48	49.48%	49	50.52%	97
Vote by Mail	265	52.27%	242	47.73%	507
Mail Ballot	0		0		0
Total	313	51.82%	291	48.18%	604

Precinct	Registered Voters
0020286	
Poll Place	1,505
Vote by Mail	1,505
Mail Ballot	1,505
Total	1,505
0020288	
Poll Place	924
Vote by Mail	924
Mail Ballot	924
Total	924
0020289	
Poll Place	1,429
Vote by Mail	1,429
Mail Ballot	1,429
Total	1,429
0020294	
Poll Place	1,168
Vote by Mail	1,168
Mail Ballot	1,168
Total	1,168
0020298	
Poll Place	1,210
Vote by Mail	1,210
Mail Ballot	1,210
Total	1,210
0021143	
Poll Place	1,124
Vote by Mail	1,124
Mail Ballot	1,124
Total	1,124

Precinct	Yes		No		Total Votes
0020286					
Poll Place	49	40.83%	71	59.17%	120
Vote by Mail	499	51.66%	467	48.34%	966
Mail Ballot	0		0		0
Total	548	50.46%	538	49.54%	1,086
0020288					
Poll Place	39	49.37%	40	50.63%	79
Vote by Mail	254	56.70%	194	43.30%	448
Mail Ballot	0		0		0
Total	293	55.60%	234	44.40%	527
0020289					
Poll Place	47	40.87%	68	59.13%	115
Vote by Mail	406	51.98%	375	48.02%	781
Mail Ballot	0		0		0
Total	453	50.56%	443	49.44%	896
0020294					
Poll Place	42	39.25%	65	60.75%	107
Vote by Mail	387	51.53%	364	48.47%	751
Mail Ballot	0		0		0
Total	429	50.00%	429	50.00%	858
0020298					
Poll Place	37	43.53%	48	56.47%	85
Vote by Mail	394	52.32%	359	47.68%	753
Mail Ballot	0		0		0
Total	431	51.43%	407	48.57%	838
0021143					
Poll Place	32	19.16%	135	80.84%	167
Vote by Mail	261	32.83%	534	67.17%	795
Mail Ballot	0		0		0
Total	293	30.46%	669	69.54%	962

Precinct	Registered Voters
0021144	
Poll Place	983
Vote by Mail	983
Mail Ballot	983
Total	983
0021145	
Poll Place	1,444
Vote by Mail	1,444
Mail Ballot	1,444
Total	1,444
0021148	
Poll Place	852
Vote by Mail	852
Mail Ballot	852
Total	852
0021275	
Poll Place	1,627
Vote by Mail	1,627
Mail Ballot	1,627
Total	1,627
0021280	
Poll Place	920
Vote by Mail	920
Mail Ballot	920
Total	920
0021281	
Poll Place	1,139
Vote by Mail	1,139
Mail Ballot	1,139
Total	1,139

Precinct	Yes		No		Total Votes
0021144					
Poll Place	15	12.82%	102	87.18%	117
Vote by Mail	222	30.71%	501	69.29%	723
Mail Ballot	0		0		0
Total	237	28.21%	603	71.79%	840
0021145					
Poll Place	25	12.89%	169	87.11%	194
Vote by Mail	321	29.75%	758	70.25%	1,079
Mail Ballot	0		0		0
Total	346	27.18%	927	72.82%	1,273
0021148					
Poll Place	24	18.90%	103	81.10%	127
Vote by Mail	199	32.52%	413	67.48%	612
Mail Ballot	0		0		0
Total	223	30.18%	516	69.82%	739
0021275					
Poll Place	72	43.90%	92	56.10%	164
Vote by Mail	471	52.39%	428	47.61%	899
Mail Ballot	0		0		0
Total	543	51.08%	520	48.92%	1,063
0021280					
Poll Place	55	47.83%	60	52.17%	115
Vote by Mail	284	56.91%	215	43.09%	499
Mail Ballot	0		0		0
Total	339	55.21%	275	44.79%	614
0021281					
Poll Place	67	44.67%	83	55.33%	150
Vote by Mail	329	45.95%	387	54.05%	716
Mail Ballot	0		0		0
Total	396	45.73%	470	54.27%	866

Precinct	Registered Voters
0021282	
Poll Place	1,118
Vote by Mail	1,118
Mail Ballot	1,118
Total	1,118
0021283	
Poll Place	1,561
Vote by Mail	1,561
Mail Ballot	1,561
Total	1,561
0021511	
Poll Place	382
Vote by Mail	382
Mail Ballot	382
Total	382
0021512	
Poll Place	1,090
Vote by Mail	1,090
Mail Ballot	1,090
Total	1,090
0021513	
Poll Place	262
Vote by Mail	262
Mail Ballot	262
Total	262
0021660	
Poll Place	351
Vote by Mail	351
Mail Ballot	351
Total	351

Precinct	Yes		No		Total Votes
0021282					
Poll Place	65	39.88%	98	60.12%	163
Vote by Mail	340	52.88%	303	47.12%	643
Mail Ballot	0		0		0
Total	405	50.25%	401	49.75%	806
0021283					
Poll Place	82	39.23%	127	60.77%	209
Vote by Mail	470	52.87%	419	47.13%	889
Mail Ballot	0		0		0
Total	552	50.27%	546	49.73%	1,098
0021511					
Poll Place	8	18.60%	35	81.40%	43
Vote by Mail	58	20.07%	231	79.93%	289
Mail Ballot	0		0		0
Total	66	19.88%	266	80.12%	332
0021512					
Poll Place	21	16.94%	103	83.06%	124
Vote by Mail	213	25.33%	628	74.67%	841
Mail Ballot	0		0		0
Total	234	24.25%	731	75.75%	965
0021513					
Poll Place	1	4.35%	22	95.65%	23
Vote by Mail	50	24.75%	152	75.25%	202
Mail Ballot	0		0		0
Total	51	22.67%	174	77.33%	225
0021660					
Poll Place	26	29.89%	61	70.11%	87
Vote by Mail	65	33.85%	127	66.15%	192
Mail Ballot	0		0		0
Total	91	32.62%	188	67.38%	279

Precinct	Registered Voters
0021710	
Poll Place	540
Vote by Mail	540
Mail Ballot	540
Total	540
0021781	
Poll Place	583
Vote by Mail	583
Mail Ballot	583
Total	583
0021885	
Poll Place	876
Vote by Mail	876
Mail Ballot	876
Total	876
0021886	
Poll Place	1,008
Vote by Mail	1,008
Mail Ballot	1,008
Total	1,008
0021888	
Poll Place	1,381
Vote by Mail	1,381
Mail Ballot	1,381
Total	1,381
0021889	
Poll Place	1,513
Vote by Mail	1,513
Mail Ballot	1,513
Total	1,513

Precinct	Yes		No		Total Votes
0021710					
Poll Place	21	22.34%	73	77.66%	94
Vote by Mail	124	40.66%	181	59.34%	305
Mail Ballot	0		0		0
Total	145	36.34%	254	63.66%	399
0021781					
Poll Place	25	20.49%	97	79.51%	122
Vote by Mail	99	26.83%	270	73.17%	369
Mail Ballot	0		0		0
Total	124	25.25%	367	74.75%	491
0021885					
Poll Place	29	21.48%	106	78.52%	135
Vote by Mail	170	29.36%	409	70.64%	579
Mail Ballot	0		0		0
Total	199	27.87%	515	72.13%	714
0021886					
Poll Place	22	28.21%	56	71.79%	78
Vote by Mail	232	35.26%	426	64.74%	658
Mail Ballot	0		0		0
Total	254	34.51%	482	65.49%	736
0021888					
Poll Place	26	17.22%	125	82.78%	151
Vote by Mail	276	26.49%	766	73.51%	1,042
Mail Ballot	0		0		0
Total	302	25.31%	891	74.69%	1,193
0021889					
Poll Place	32	20.00%	128	80.00%	160
Vote by Mail	313	28.43%	788	71.57%	1,101
Mail Ballot	0		0		0
Total	345	27.36%	916	72.64%	1,261

Precinct	Registered Voters
0021894	
Poll Place	1,067
Vote by Mail	1,067
Mail Ballot	1,067
Total	1,067
0022003	
Poll Place	856
Vote by Mail	856
Mail Ballot	856
Total	856
0022004	
Poll Place	867
Vote by Mail	867
Mail Ballot	867
Total	867
0022005	
Poll Place	1,026
Vote by Mail	1,026
Mail Ballot	1,026
Total	1,026
0022006	
Poll Place	1,648
Vote by Mail	1,648
Mail Ballot	1,648
Total	1,648
0022008	
Poll Place	1,461
Vote by Mail	1,461
Mail Ballot	1,461
Total	1,461

Precinct	Yes		No		Total Votes
0021894					
Poll Place	26	16.15%	135	83.85%	161
Vote by Mail	200	28.13%	511	71.87%	711
Mail Ballot	0		0		0
Total	226	25.92%	646	74.08%	872
0022003					
Poll Place	52	62.65%	31	37.35%	83
Vote by Mail	283	62.47%	170	37.53%	453
Mail Ballot	0		0		0
Total	335	62.50%	201	37.50%	536
0022004					
Poll Place	28	50.91%	27	49.09%	55
Vote by Mail	226	46.99%	255	53.01%	481
Mail Ballot	0		0		0
Total	254	47.39%	282	52.61%	536
0022005					
Poll Place	50	56.82%	38	43.18%	88
Vote by Mail	323	66.74%	161	33.26%	484
Mail Ballot	0		0		0
Total	373	65.21%	199	34.79%	572
0022006					
Poll Place	63	55.26%	51	44.74%	114
Vote by Mail	499	53.48%	434	46.52%	933
Mail Ballot	0		0		0
Total	562	53.68%	485	46.32%	1,047
0022008					
Poll Place	47	46.53%	54	53.47%	101
Vote by Mail	431	51.37%	408	48.63%	839
Mail Ballot	0		0		0
Total	478	50.85%	462	49.15%	940

Precinct	Registered Voters
0022018	
Poll Place	1,880
Vote by Mail	1,880
Mail Ballot	1,880
Total	1,880
0022030	
Poll Place	1,776
Vote by Mail	1,776
Mail Ballot	1,776
Total	1,776
0022033	
Poll Place	1,204
Vote by Mail	1,204
Mail Ballot	1,204
Total	1,204
0022037	
Poll Place	1,726
Vote by Mail	1,726
Mail Ballot	1,726
Total	1,726
0022450	
Poll Place	1,586
Vote by Mail	1,586
Mail Ballot	1,586
Total	1,586
0022480	
Poll Place	1,258
Vote by Mail	1,258
Mail Ballot	1,258
Total	1,258

Precinct	Yes		No		Total Votes
0022018					
Poll Place	78	41.49%	110	58.51%	188
Vote by Mail	574	46.63%	657	53.37%	1,231
Mail Ballot	0		0		0
Total	652	45.95%	767	54.05%	1,419
0022030					
Poll Place	48	39.02%	75	60.98%	123
Vote by Mail	568	51.64%	532	48.36%	1,100
Mail Ballot	0		0		0
Total	616	50.37%	607	49.63%	1,223
0022033					
Poll Place	41	42.27%	56	57.73%	97
Vote by Mail	355	48.17%	382	51.83%	737
Mail Ballot	0		0		0
Total	396	47.48%	438	52.52%	834
0022037					
Poll Place	76	41.76%	106	58.24%	182
Vote by Mail	524	48.47%	557	51.53%	1,081
Mail Ballot	0		0		0
Total	600	47.51%	663	52.49%	1,263
0022450					
Poll Place	101	46.33%	117	53.67%	218
Vote by Mail	367	48.42%	391	51.58%	758
Mail Ballot	0		0		0
Total	468	47.95%	508	52.05%	976
0022480					
Poll Place	32	19.88%	129	80.12%	161
Vote by Mail	270	33.46%	537	66.54%	807
Mail Ballot	0		0		0
Total	302	31.20%	666	68.80%	968

Precinct	Registered Voters
0023020	
Poll Place	1,053
Vote by Mail	1,053
Mail Ballot	1,053
Total	1,053
0023021	
Poll Place	1,557
Vote by Mail	1,557
Mail Ballot	1,557
Total	1,557
0023023	
Poll Place	1,235
Vote by Mail	1,235
Mail Ballot	1,235
Total	1,235
0023025	
Poll Place	1,159
Vote by Mail	1,159
Mail Ballot	1,159
Total	1,159
0023030	
Poll Place	1,411
Vote by Mail	1,411
Mail Ballot	1,411
Total	1,411
0023031	
Poll Place	918
Vote by Mail	918
Mail Ballot	918
Total	918

Precinct	Yes		No		Total Votes
0023020					
Poll Place	48	39.02%	75	60.98%	123
Vote by Mail	288	45.14%	350	54.86%	638
Mail Ballot	0		0		0
Total	336	44.15%	425	55.85%	761
0023021					
Poll Place	62	30.69%	140	69.31%	202
Vote by Mail	399	46.45%	460	53.55%	859
Mail Ballot	0		0		0
Total	461	43.45%	600	56.55%	1,061
0023023					
Poll Place	44	36.67%	76	63.33%	120
Vote by Mail	342	41.30%	486	58.70%	828
Mail Ballot	0		0		0
Total	386	40.72%	562	59.28%	948
0023025					
Poll Place	53	29.61%	126	70.39%	179
Vote by Mail	345	46.68%	394	53.32%	739
Mail Ballot	0		0		0
Total	398	43.36%	520	56.64%	918
0023030					
Poll Place	105	54.69%	87	45.31%	192
Vote by Mail	377	54.40%	316	45.60%	693
Mail Ballot	0		0		0
Total	482	54.46%	403	45.54%	885
0023031					
Poll Place	61	35.67%	110	64.33%	171
Vote by Mail	243	41.19%	347	58.81%	590
Mail Ballot	0		0		0
Total	304	39.95%	457	60.05%	761

Precinct	Registered Voters
0023035	
Poll Place	1,205
Vote by Mail	1,205
Mail Ballot	1,205
Total	1,205
0023211	
Poll Place	1,114
Vote by Mail	1,114
Mail Ballot	1,114
Total	1,114
0023212	
Poll Place	833
Vote by Mail	833
Mail Ballot	833
Total	833
0023239	
Poll Place	389
Vote by Mail	389
Mail Ballot	389
Total	389
0023240	
Poll Place	789
Vote by Mail	789
Mail Ballot	789
Total	789
0023241	
Poll Place	685
Vote by Mail	685
Mail Ballot	685
Total	685

Precinct	Yes		No		Total Votes
0023035					
Poll Place	60	34.68%	113	65.32%	173
Vote by Mail	303	39.76%	459	60.24%	762
Mail Ballot	0		0		0
Total	363	38.82%	572	61.18%	935
0023211					
Poll Place	24	12.44%	169	87.56%	193
Vote by Mail	210	27.06%	566	72.94%	776
Mail Ballot	0		0		0
Total	234	24.15%	735	75.85%	969
0023212					
Poll Place	19	15.32%	105	84.68%	124
Vote by Mail	157	26.34%	439	73.66%	596
Mail Ballot	0		0		0
Total	176	24.44%	544	75.56%	720
0023239					
Poll Place	23	37.10%	39	62.90%	62
Vote by Mail	104	50.24%	103	49.76%	207
Mail Ballot	0		0		0
Total	127	47.21%	142	52.79%	269
0023240					
Poll Place	40	43.96%	51	56.04%	91
Vote by Mail	215	54.57%	179	45.43%	394
Mail Ballot	0		0		0
Total	255	52.58%	230	47.42%	485
0023241					
Poll Place	37	64.91%	20	35.09%	57
Vote by Mail	199	51.69%	186	48.31%	385
Mail Ballot	0		0		0
Total	236	53.39%	206	46.61%	442

Precinct	Registered Voters
0023401	
Poll Place	832
Vote by Mail	832
Mail Ballot	832
Total	832
0023402	
Poll Place	1,164
Vote by Mail	1,164
Mail Ballot	1,164
Total	1,164
0023404	
Poll Place	1,317
Vote by Mail	1,317
Mail Ballot	1,317
Total	1,317
0023406	
Poll Place	1,010
Vote by Mail	1,010
Mail Ballot	1,010
Total	1,010
0023450	
Poll Place	933
Vote by Mail	933
Mail Ballot	933
Total	933
0023451	
Poll Place	380
Vote by Mail	380
Mail Ballot	380
Total	380

Precinct	Yes		No		Total Votes
0023401					
Poll Place	33	29.73%	78	70.27%	111
Vote by Mail	190	36.47%	331	63.53%	521
Mail Ballot	0		0		0
Total	223	35.28%	409	64.72%	632
0023402					
Poll Place	27	17.53%	127	82.47%	154
Vote by Mail	258	33.29%	517	66.71%	775
Mail Ballot	0		0		0
Total	285	30.68%	644	69.32%	929
0023404					
Poll Place	26	18.98%	111	81.02%	137
Vote by Mail	277	29.66%	657	70.34%	934
Mail Ballot	0		0		0
Total	303	28.29%	768	71.71%	1,071
0023406					
Poll Place	42	45.16%	51	54.84%	93
Vote by Mail	247	41.10%	354	58.90%	601
Mail Ballot	0		0		0
Total	289	41.64%	405	58.36%	694
0023450					
Poll Place	48	29.63%	114	70.37%	162
Vote by Mail	171	29.43%	410	70.57%	581
Mail Ballot	0		0		0
Total	219	29.48%	524	70.52%	743
0023451					
Poll Place	15	29.41%	36	70.59%	51
Vote by Mail	69	29.61%	164	70.39%	233
Mail Ballot	0		0		0
Total	84	29.58%	200	70.42%	284

Precinct	Registered Voters
0023452	
Poll Place	854
Vote by Mail	854
Mail Ballot	854
Total	854
0025270	
Poll Place	996
Vote by Mail	996
Mail Ballot	996
Total	996
0025271	
Poll Place	933
Vote by Mail	933
Mail Ballot	933
Total	933
0025272	
Poll Place	1,098
Vote by Mail	1,098
Mail Ballot	1,098
Total	1,098
0025289	
Poll Place	1,010
Vote by Mail	1,010
Mail Ballot	1,010
Total	1,010
0030040	
Poll Place	1,257
Vote by Mail	1,257
Mail Ballot	1,257
Total	1,257

Precinct	Yes		No		Total Votes
0023452					
Poll Place	42	34.43%	80	65.57%	122
Vote by Mail	204	39.77%	309	60.23%	513
Mail Ballot	0		0		0
Total	246	38.74%	389	61.26%	635
0025270					
Poll Place	38	31.15%	84	68.85%	122
Vote by Mail	307	51.25%	292	48.75%	599
Mail Ballot	0		0		0
Total	345	47.85%	376	52.15%	721
0025271					
Poll Place	31	56.36%	24	43.64%	55
Vote by Mail	271	46.64%	310	53.36%	581
Mail Ballot	0		0		0
Total	302	47.48%	334	52.52%	636
0025272					
Poll Place	41	49.40%	42	50.60%	83
Vote by Mail	365	53.76%	314	46.24%	679
Mail Ballot	0		0		0
Total	406	53.28%	356	46.72%	762
0025289					
Poll Place	49	46.67%	56	53.33%	105
Vote by Mail	259	48.50%	275	51.50%	534
Mail Ballot	0		0		0
Total	308	48.20%	331	51.80%	639
0030040					
Poll Place	55	33.95%	107	66.05%	162
Vote by Mail	265	38.86%	417	61.14%	682
Mail Ballot	0		0		0
Total	320	37.91%	524	62.09%	844

Precinct	Registered Voters
0030060	
Poll Place	963
Vote by Mail	963
Mail Ballot	963
Total	963
0030150	
Poll Place	1,559
Vote by Mail	1,559
Mail Ballot	1,559
Total	1,559
0030170	
Poll Place	1,212
Vote by Mail	1,212
Mail Ballot	1,212
Total	1,212
0030302	
Poll Place	1,062
Vote by Mail	1,062
Mail Ballot	1,062
Total	1,062
0030304	
Poll Place	1,440
Vote by Mail	1,440
Mail Ballot	1,440
Total	1,440
0030308	
Poll Place	1,441
Vote by Mail	1,441
Mail Ballot	1,441
Total	1,441

Precinct	Yes		No		Total Votes
0030060					
Poll Place	39	27.27%	104	72.73%	143
Vote by Mail	203	37.73%	335	62.27%	538
Mail Ballot	0		0		0
Total	242	35.54%	439	64.46%	681
0030150					
Poll Place	59	38.82%	93	61.18%	152
Vote by Mail	293	44.66%	363	55.34%	656
Mail Ballot	0		0		0
Total	352	43.56%	456	56.44%	808
0030170					
Poll Place	59	45.04%	72	54.96%	131
Vote by Mail	257	48.22%	276	51.78%	533
Mail Ballot	0		0		0
Total	316	47.59%	348	52.41%	664
0030302					
Poll Place	50	39.06%	78	60.94%	128
Vote by Mail	317	53.91%	271	46.09%	588
Mail Ballot	0		0		0
Total	367	51.26%	349	48.74%	716
0030304					
Poll Place	41	46.07%	48	53.93%	89
Vote by Mail	442	48.79%	464	51.21%	906
Mail Ballot	0		0		0
Total	483	48.54%	512	51.46%	995
0030308					
Poll Place	35	36.08%	62	63.92%	97
Vote by Mail	444	52.73%	398	47.27%	842
Mail Ballot	0		0		0
Total	479	51.01%	460	48.99%	939

Precinct	Registered Voters
0030312	
Poll Place	1,132
Vote by Mail	1,132
Mail Ballot	1,132
Total	1,132
0030314	
Poll Place	1,121
Vote by Mail	1,121
Mail Ballot	1,121
Total	1,121
0030316	
Poll Place	964
Vote by Mail	964
Mail Ballot	964
Total	964
0030317	
Poll Place	514
Vote by Mail	514
Mail Ballot	514
Total	514
0030318	
Poll Place	1,425
Vote by Mail	1,425
Mail Ballot	1,425
Total	1,425
0030321	
Poll Place	774
Vote by Mail	774
Mail Ballot	774
Total	774

Precinct	Yes		No		Total Votes
0030312					
Poll Place	42	26.92%	114	73.08%	156
Vote by Mail	312	44.07%	396	55.93%	708
Mail Ballot	0		0		0
Total	354	40.97%	510	59.03%	864
0030314					
Poll Place	36	45.00%	44	55.00%	80
Vote by Mail	293	45.43%	352	54.57%	645
Mail Ballot	0		0		0
Total	329	45.38%	396	54.62%	725
0030316					
Poll Place	39	35.78%	70	64.22%	109
Vote by Mail	228	39.65%	347	60.35%	575
Mail Ballot	0		0		0
Total	267	39.04%	417	60.96%	684
0030317					
Poll Place	18	37.50%	30	62.50%	48
Vote by Mail	140	45.02%	171	54.98%	311
Mail Ballot	0		0		0
Total	158	44.01%	201	55.99%	359
0030318					
Poll Place	42	30.43%	96	69.57%	138
Vote by Mail	395	46.36%	457	53.64%	852
Mail Ballot	0		0		0
Total	437	44.14%	553	55.86%	990
0030321					
Poll Place	26	40.63%	38	59.38%	64
Vote by Mail	241	42.43%	327	57.57%	568
Mail Ballot	0		0		0
Total	267	42.25%	365	57.75%	632

Precinct	Registered Voters
0030322	
Poll Place	1,248
Vote by Mail	1,248
Mail Ballot	1,248
Total	1,248
0030325	
Poll Place	839
Vote by Mail	839
Mail Ballot	839
Total	839
0030332	
Poll Place	482
Vote by Mail	482
Mail Ballot	482
Total	482
0030337	
Poll Place	1,216
Vote by Mail	1,216
Mail Ballot	1,216
Total	1,216
0030338	
Poll Place	1,006
Vote by Mail	1,006
Mail Ballot	1,006
Total	1,006
0030339	
Poll Place	1,556
Vote by Mail	1,556
Mail Ballot	1,556
Total	1,556

Precinct	Yes		No		Total Votes
0030322					
Poll Place	57	39.58%	87	60.42%	144
Vote by Mail	308	37.47%	514	62.53%	822
Mail Ballot	0		0		0
Total	365	37.78%	601	62.22%	966
0030325					
Poll Place	24	39.34%	37	60.66%	61
Vote by Mail	192	36.99%	327	63.01%	519
Mail Ballot	0		0		0
Total	216	37.24%	364	62.76%	580
0030332					
Poll Place	20	60.61%	13	39.39%	33
Vote by Mail	107	58.47%	76	41.53%	183
Mail Ballot	0		0		0
Total	127	58.80%	89	41.20%	216
0030337					
Poll Place	37	33.64%	73	66.36%	110
Vote by Mail	343	41.93%	475	58.07%	818
Mail Ballot	0		0		0
Total	380	40.95%	548	59.05%	928
0030338					
Poll Place	29	22.14%	102	77.86%	131
Vote by Mail	243	37.10%	412	62.90%	655
Mail Ballot	0		0		0
Total	272	34.61%	514	65.39%	786
0030339					
Poll Place	73	36.87%	125	63.13%	198
Vote by Mail	436	45.42%	524	54.58%	960
Mail Ballot	0		0		0
Total	509	43.96%	649	56.04%	1,158

Precinct	Registered Voters
0030348	
Poll Place	931
Vote by Mail	931
Mail Ballot	931
Total	931
0030351	
Poll Place	1,528
Vote by Mail	1,528
Mail Ballot	1,528
Total	1,528
0030352	
Poll Place	1,029
Vote by Mail	1,029
Mail Ballot	1,029
Total	1,029
0030354	
Poll Place	696
Vote by Mail	696
Mail Ballot	696
Total	696
0030364	
Poll Place	929
Vote by Mail	929
Mail Ballot	929
Total	929
0030367	
Poll Place	1,526
Vote by Mail	1,526
Mail Ballot	1,526
Total	1,526

Precinct	Yes		No		Total Votes
0030348					
Poll Place	42	45.16%	51	54.84%	93
Vote by Mail	291	48.10%	314	51.90%	605
Mail Ballot	0		0		0
Total	333	47.71%	365	52.29%	698
0030351					
Poll Place	67	46.85%	76	53.15%	143
Vote by Mail	476	54.84%	392	45.16%	868
Mail Ballot	0		0		0
Total	543	53.71%	468	46.29%	1,011
0030352					
Poll Place	58	44.27%	73	55.73%	131
Vote by Mail	292	40.44%	430	59.56%	722
Mail Ballot	0		0		0
Total	350	41.03%	503	58.97%	853
0030354					
Poll Place	44	35.20%	81	64.80%	125
Vote by Mail	174	39.28%	269	60.72%	443
Mail Ballot	0		0		0
Total	218	38.38%	350	61.62%	568
0030364					
Poll Place	45	32.61%	93	67.39%	138
Vote by Mail	240	42.55%	324	57.45%	564
Mail Ballot	0		0		0
Total	285	40.60%	417	59.40%	702
0030367					
Poll Place	37	31.09%	82	68.91%	119
Vote by Mail	445	44.46%	556	55.54%	1,001
Mail Ballot	0		0		0
Total	482	43.04%	638	56.96%	1,120

Precinct	Registered Voters
0030370	
Poll Place	452
Vote by Mail	452
Mail Ballot	452
Total	452
0030374	
Poll Place	999
Vote by Mail	999
Mail Ballot	999
Total	999
0030385	
Poll Place	714
Vote by Mail	714
Mail Ballot	714
Total	714
0030386	
Poll Place	1,185
Vote by Mail	1,185
Mail Ballot	1,185
Total	1,185
0030387	
Poll Place	1,140
Vote by Mail	1,140
Mail Ballot	1,140
Total	1,140
0030389	
Poll Place	732
Vote by Mail	732
Mail Ballot	732
Total	732

Precinct	Yes		No		Total Votes
0030370					
Poll Place	23	53.49%	20	46.51%	43
Vote by Mail	111	40.81%	161	59.19%	272
Mail Ballot	0		0		0
Total	134	42.54%	181	57.46%	315
0030374					
Poll Place	53	46.09%	62	53.91%	115
Vote by Mail	308	48.89%	322	51.11%	630
Mail Ballot	0		0		0
Total	361	48.46%	384	51.54%	745
0030385					
Poll Place	19	29.23%	46	70.77%	65
Vote by Mail	186	35.36%	340	64.64%	526
Mail Ballot	0		0		0
Total	205	34.69%	386	65.31%	591
0030386					
Poll Place	21	17.21%	101	82.79%	122
Vote by Mail	272	33.75%	534	66.25%	806
Mail Ballot	0		0		0
Total	293	31.57%	635	68.43%	928
0030387					
Poll Place	35	22.15%	123	77.85%	158
Vote by Mail	246	29.78%	580	70.22%	826
Mail Ballot	0		0		0
Total	281	28.56%	703	71.44%	984
0030389					
Poll Place	23	31.94%	49	68.06%	72
Vote by Mail	209	40.82%	303	59.18%	512
Mail Ballot	0		0		0
Total	232	39.73%	352	60.27%	584

Precinct	Registered Voters
0030390	
Poll Place	1,320
Vote by Mail	1,320
Mail Ballot	1,320
Total	1,320
0030393	
Poll Place	856
Vote by Mail	856
Mail Ballot	856
Total	856
0030396	
Poll Place	812
Vote by Mail	812
Mail Ballot	812
Total	812
0030399	
Poll Place	1,198
Vote by Mail	1,198
Mail Ballot	1,198
Total	1,198
0031478	
Poll Place	593
Vote by Mail	593
Mail Ballot	593
Total	593
0031641	
Poll Place	610
Vote by Mail	610
Mail Ballot	610
Total	610

Precinct	Yes		No		Total Votes
0030390					
Poll Place	26	15.85%	138	84.15%	164
Vote by Mail	226	23.47%	737	76.53%	963
Mail Ballot	0		0		0
Total	252	22.36%	875	77.64%	1,127
0030393					
Poll Place	17	18.48%	75	81.52%	92
Vote by Mail	181	28.46%	455	71.54%	636
Mail Ballot	0		0		0
Total	198	27.20%	530	72.80%	728
0030396					
Poll Place	23	20.72%	88	79.28%	111
Vote by Mail	174	31.29%	382	68.71%	556
Mail Ballot	0		0		0
Total	197	29.54%	470	70.46%	667
0030399					
Poll Place	77	72.64%	29	27.36%	106
Vote by Mail	326	65.73%	170	34.27%	496
Mail Ballot	0		0		0
Total	403	66.94%	199	33.06%	602
0031478					
Poll Place	37	47.44%	41	52.56%	78
Vote by Mail	183	50.27%	181	49.73%	364
Mail Ballot	0		0		0
Total	220	49.77%	222	50.23%	442
0031641					
Poll Place	44	68.75%	20	31.25%	64
Vote by Mail	146	63.76%	83	36.24%	229
Mail Ballot	0		0		0
Total	190	64.85%	103	35.15%	293

Precinct	Registered Voters
0031642	
Poll Place	797
Vote by Mail	797
Mail Ballot	797
Total	797
0031772	
Poll Place	1,163
Vote by Mail	1,163
Mail Ballot	1,163
Total	1,163
0031935	
Poll Place	868
Vote by Mail	868
Mail Ballot	868
Total	868
0031950	
Poll Place	707
Vote by Mail	707
Mail Ballot	707
Total	707
0031953	
Poll Place	1,390
Vote by Mail	1,390
Mail Ballot	1,390
Total	1,390
0031960	
Poll Place	1,287
Vote by Mail	1,287
Mail Ballot	1,287
Total	1,287

Precinct	Yes		No		Total Votes
0031642					
Poll Place	39	65.00%	21	35.00%	60
Vote by Mail	192	59.26%	132	40.74%	324
Mail Ballot	0		0		0
Total	231	60.16%	153	39.84%	384
0031772					
Poll Place	48	31.58%	104	68.42%	152
Vote by Mail	228	42.38%	310	57.62%	538
Mail Ballot	0		0		0
Total	276	40.00%	414	60.00%	690
0031935					
Poll Place	39	46.99%	44	53.01%	83
Vote by Mail	236	50.32%	233	49.68%	469
Mail Ballot	0		0		0
Total	275	49.82%	277	50.18%	552
0031950					
Poll Place	35	37.23%	59	62.77%	94
Vote by Mail	143	41.57%	201	58.43%	344
Mail Ballot	0		0		0
Total	178	40.64%	260	59.36%	438
0031953					
Poll Place	58	48.33%	62	51.67%	120
Vote by Mail	375	53.04%	332	46.96%	707
Mail Ballot	0		0		0
Total	433	52.36%	394	47.64%	827
0031960					
Poll Place	37	43.02%	49	56.98%	86
Vote by Mail	371	47.93%	403	52.07%	774
Mail Ballot	0		0		0
Total	408	47.44%	452	52.56%	860

Precinct	Registered Voters
0032170	
Poll Place	932
Vote by Mail	932
Mail Ballot	932
Total	932
0032214	
Poll Place	651
Vote by Mail	651
Mail Ballot	651
Total	651
0032240	
Poll Place	847
Vote by Mail	847
Mail Ballot	847
Total	847
0032310	
Poll Place	1,021
Vote by Mail	1,021
Mail Ballot	1,021
Total	1,021
0032330	
Poll Place	584
Vote by Mail	584
Mail Ballot	584
Total	584
0032340	
Poll Place	596
Vote by Mail	596
Mail Ballot	596
Total	596

Precinct	Yes		No		Total Votes
0032170					
Poll Place	40	32.26%	84	67.74%	124
Vote by Mail	261	45.16%	317	54.84%	578
Mail Ballot	0		0		0
Total	301	42.88%	401	57.12%	702
0032214					
Poll Place	11	21.57%	40	78.43%	51
Vote by Mail	129	30.94%	288	69.06%	417
Mail Ballot	0		0		0
Total	140	29.91%	328	70.09%	468
0032240					
Poll Place	20	46.51%	23	53.49%	43
Vote by Mail	181	39.78%	274	60.22%	455
Mail Ballot	0		0		0
Total	201	40.36%	297	59.64%	498
0032310					
Poll Place	20	26.67%	55	73.33%	75
Vote by Mail	273	45.65%	325	54.35%	598
Mail Ballot	0		0		0
Total	293	43.54%	380	56.46%	673
0032330					
Poll Place	7	25.00%	21	75.00%	28
Vote by Mail	140	32.33%	293	67.67%	433
Mail Ballot	0		0		0
Total	147	31.89%	314	68.11%	461
0032340					
Poll Place	13	34.21%	25	65.79%	38
Vote by Mail	128	28.19%	326	71.81%	454
Mail Ballot	0		0		0
Total	141	28.66%	351	71.34%	492

Precinct	Registered Voters
0032360	
Poll Place	1,173
Vote by Mail	1,173
Mail Ballot	1,173
Total	1,173
0032370	
Poll Place	750
Vote by Mail	750
Mail Ballot	750
Total	750
0032380	
Poll Place	629
Vote by Mail	629
Mail Ballot	629
Total	629
0032441	
Poll Place	1,140
Vote by Mail	1,140
Mail Ballot	1,140
Total	1,140
0032531	
Poll Place	1,320
Vote by Mail	1,320
Mail Ballot	1,320
Total	1,320
0032532	
Poll Place	995
Vote by Mail	995
Mail Ballot	995
Total	995

Precinct	Yes		No		Total Votes
0032360					
Poll Place	48	55.81%	38	44.19%	86
Vote by Mail	306	53.87%	262	46.13%	568
Mail Ballot	0		0		0
Total	354	54.13%	300	45.87%	654
0032370					
Poll Place	47	54.65%	39	45.35%	86
Vote by Mail	168	54.19%	142	45.81%	310
Mail Ballot	0		0		0
Total	215	54.29%	181	45.71%	396
0032380					
Poll Place	9	31.03%	20	68.97%	29
Vote by Mail	166	38.69%	263	61.31%	429
Mail Ballot	0		0		0
Total	175	38.21%	283	61.79%	458
0032441					
Poll Place	37	32.74%	76	67.26%	113
Vote by Mail	217	40.19%	323	59.81%	540
Mail Ballot	0		0		0
Total	254	38.90%	399	61.10%	653
0032531					
Poll Place	68	66.67%	34	33.33%	102
Vote by Mail	307	53.58%	266	46.42%	573
Mail Ballot	0		0		0
Total	375	55.56%	300	44.44%	675
0032532					
Poll Place	53	57.61%	39	42.39%	92
Vote by Mail	235	56.76%	179	43.24%	414
Mail Ballot	0		0		0
Total	288	56.92%	218	43.08%	506

Precinct	Registered Voters
0032640	
Poll Place	1,435
Vote by Mail	1,435
Mail Ballot	1,435
Total	1,435
0032652	
Poll Place	1,415
Vote by Mail	1,415
Mail Ballot	1,415
Total	1,415
0032731	
Poll Place	1,219
Vote by Mail	1,219
Mail Ballot	1,219
Total	1,219
0032732	
Poll Place	307
Vote by Mail	307
Mail Ballot	307
Total	307
0032750	
Poll Place	1,553
Vote by Mail	1,553
Mail Ballot	1,553
Total	1,553
0032751	
Poll Place	830
Vote by Mail	830
Mail Ballot	830
Total	830

Precinct	Yes		No		Total Votes
0032640					
Poll Place	25	12.76%	171	87.24%	196
Vote by Mail	232	22.92%	780	77.08%	1,012
Mail Ballot	0		0		0
Total	257	21.27%	951	78.73%	1,208
0032652					
Poll Place	11	13.58%	70	86.42%	81
Vote by Mail	224	20.00%	896	80.00%	1,120
Mail Ballot	0		0		0
Total	235	19.57%	966	80.43%	1,201
0032731					
Poll Place	39	29.55%	93	70.45%	132
Vote by Mail	286	38.60%	455	61.40%	741
Mail Ballot	0		0		0
Total	325	37.23%	548	62.77%	873
0032732					
Poll Place	10	24.39%	31	75.61%	41
Vote by Mail	63	26.69%	173	73.31%	236
Mail Ballot	0		0		0
Total	73	26.35%	204	73.65%	277
0032750					
Poll Place	112	52.34%	102	47.66%	214
Vote by Mail	394	50.13%	392	49.87%	786
Mail Ballot	0		0		0
Total	506	50.60%	494	49.40%	1,000
0032751					
Poll Place	44	46.32%	51	53.68%	95
Vote by Mail	187	47.58%	206	52.42%	393
Mail Ballot	0		0		0
Total	231	47.34%	257	52.66%	488

Precinct	Registered Voters
0032762	
Poll Place	763
Vote by Mail	763
Mail Ballot	763
Total	763
0033040	
Poll Place	1,618
Vote by Mail	1,618
Mail Ballot	1,618
Total	1,618
0033042	
Poll Place	1,130
Vote by Mail	1,130
Mail Ballot	1,130
Total	1,130
0033150	
Poll Place	467
Vote by Mail	467
Mail Ballot	467
Total	467
0033161	
Poll Place	370
Vote by Mail	370
Mail Ballot	370
Total	370
0033222	
Poll Place	1,064
Vote by Mail	1,064
Mail Ballot	1,064
Total	1,064

Precinct	Yes		No		Total Votes
0032762					
Poll Place	42	64.62%	23	35.38%	65
Vote by Mail	241	57.52%	178	42.48%	419
Mail Ballot	0		0		0
Total	283	58.47%	201	41.53%	484
0033040					
Poll Place	46	23.59%	149	76.41%	195
Vote by Mail	260	24.93%	783	75.07%	1,043
Mail Ballot	0		0		0
Total	306	24.72%	932	75.28%	1,238
0033042					
Poll Place	28	25.45%	82	74.55%	110
Vote by Mail	169	23.25%	558	76.75%	727
Mail Ballot	0		0		0
Total	197	23.54%	640	76.46%	837
0033150					
Poll Place	23	39.66%	35	60.34%	58
Vote by Mail	162	48.21%	174	51.79%	336
Mail Ballot	0		0		0
Total	185	46.95%	209	53.05%	394
0033161					
Poll Place	4	12.90%	27	87.10%	31
Vote by Mail	116	49.36%	119	50.64%	235
Mail Ballot	0		0		0
Total	120	45.11%	146	54.89%	266
0033222					
Poll Place	53	62.35%	32	37.65%	85
Vote by Mail	267	60.82%	172	39.18%	439
Mail Ballot	0		0		0
Total	320	61.07%	204	38.93%	524

Precinct	Registered Voters
0033492	
Poll Place	956
Vote by Mail	956
Mail Ballot	956
Total	956
0035601	
Poll Place	861
Vote by Mail	861
Mail Ballot	861
Total	861
0035602	
Poll Place	614
Vote by Mail	614
Mail Ballot	614
Total	614
0035603	
Poll Place	881
Vote by Mail	881
Mail Ballot	881
Total	881
0035604	
Poll Place	1,187
Vote by Mail	1,187
Mail Ballot	1,187
Total	1,187
0035624	
Poll Place	458
Vote by Mail	458
Mail Ballot	458
Total	458

Precinct	Yes		No		Total Votes
0033492					
Poll Place	75	60.98%	48	39.02%	123
Vote by Mail	252	60.43%	165	39.57%	417
Mail Ballot	0		0		0
Total	327	60.56%	213	39.44%	540
0035601					
Poll Place	15	15.00%	85	85.00%	100
Vote by Mail	213	34.86%	398	65.14%	611
Mail Ballot	0		0		0
Total	228	32.07%	483	67.93%	711
0035602					
Poll Place	31	40.26%	46	59.74%	77
Vote by Mail	191	45.80%	226	54.20%	417
Mail Ballot	0		0		0
Total	222	44.94%	272	55.06%	494
0035603					
Poll Place	23	19.83%	93	80.17%	116
Vote by Mail	157	26.08%	445	73.92%	602
Mail Ballot	0		0		0
Total	180	25.07%	538	74.93%	718
0035604					
Poll Place	24	22.43%	83	77.57%	107
Vote by Mail	263	30.40%	602	69.60%	865
Mail Ballot	0		0		0
Total	287	29.53%	685	70.47%	972
0035624					
Poll Place	11	28.21%	28	71.79%	39
Vote by Mail	86	28.01%	221	71.99%	307
Mail Ballot	0		0		0
Total	97	28.03%	249	71.97%	346

Precinct	Registered Voters
0035628	
Poll Place	1,817
Vote by Mail	1,817
Mail Ballot	1,817
Total	1,817
0035629	
Poll Place	1,147
Vote by Mail	1,147
Mail Ballot	1,147
Total	1,147
0035631	
Poll Place	1,022
Vote by Mail	1,022
Mail Ballot	1,022
Total	1,022
0035632	
Poll Place	765
Vote by Mail	765
Mail Ballot	765
Total	765
0035633	
Poll Place	858
Vote by Mail	858
Mail Ballot	858
Total	858
0035635	
Poll Place	1,061
Vote by Mail	1,061
Mail Ballot	1,061
Total	1,061

Precinct	Yes		No		Total Votes
0035628					
Poll Place	62	29.38%	149	70.62%	211
Vote by Mail	414	33.52%	821	66.48%	1,235
Mail Ballot	0		0		0
Total	476	32.92%	970	67.08%	1,446
0035629					
Poll Place	44	33.59%	87	66.41%	131
Vote by Mail	328	42.54%	443	57.46%	771
Mail Ballot	0		0		0
Total	372	41.24%	530	58.76%	902
0035631					
Poll Place	22	18.80%	95	81.20%	117
Vote by Mail	247	35.80%	443	64.20%	690
Mail Ballot	0		0		0
Total	269	33.33%	538	66.67%	807
0035632					
Poll Place	19	15.08%	107	84.92%	126
Vote by Mail	123	23.79%	394	76.21%	517
Mail Ballot	0		0		0
Total	142	22.08%	501	77.92%	643
0035633					
Poll Place	26	17.33%	124	82.67%	150
Vote by Mail	158	27.77%	411	72.23%	569
Mail Ballot	0		0		0
Total	184	25.59%	535	74.41%	719
0035635					
Poll Place	68	33.83%	133	66.17%	201
Vote by Mail	239	38.18%	387	61.82%	626
Mail Ballot	0		0		0
Total	307	37.12%	520	62.88%	827

Precinct	Registered Voters
0035640	
Poll Place	1,126
Vote by Mail	1,126
Mail Ballot	1,126
Total	1,126
0035658	
Poll Place	1,053
Vote by Mail	1,053
Mail Ballot	1,053
Total	1,053
0035661	
Poll Place	710
Vote by Mail	710
Mail Ballot	710
Total	710
0035675	
Poll Place	1,211
Vote by Mail	1,211
Mail Ballot	1,211
Total	1,211
0035677	
Poll Place	822
Vote by Mail	822
Mail Ballot	822
Total	822
0040401	
Poll Place	541
Vote by Mail	541
Mail Ballot	541
Total	541

Precinct	Yes		No		Total Votes
0035640					
Poll Place	36	24.00%	114	76.00%	150
Vote by Mail	272	34.65%	513	65.35%	785
Mail Ballot	0		0		0
Total	308	32.94%	627	67.06%	935
0035658					
Poll Place	43	25.44%	126	74.56%	169
Vote by Mail	190	26.46%	528	73.54%	718
Mail Ballot	0		0		0
Total	233	26.27%	654	73.73%	887
0035661					
Poll Place	19	17.76%	88	82.24%	107
Vote by Mail	178	37.71%	294	62.29%	472
Mail Ballot	0		0		0
Total	197	34.02%	382	65.98%	579
0035675					
Poll Place	25	20.00%	100	80.00%	125
Vote by Mail	314	35.16%	579	64.84%	893
Mail Ballot	0		0		0
Total	339	33.30%	679	66.70%	1,018
0035677					
Poll Place	35	46.67%	40	53.33%	75
Vote by Mail	228	52.90%	203	47.10%	431
Mail Ballot	0		0		0
Total	263	51.98%	243	48.02%	506
0040401					
Poll Place	16	43.24%	21	56.76%	37
Vote by Mail	125	31.41%	273	68.59%	398
Mail Ballot	0		0		0
Total	141	32.41%	294	67.59%	435

Precinct	Registered Voters
0040405	
Poll Place	1,425
Vote by Mail	1,425
Mail Ballot	1,425
Total	1,425
0040406	
Poll Place	1,059
Vote by Mail	1,059
Mail Ballot	1,059
Total	1,059
0040407	
Poll Place	762
Vote by Mail	762
Mail Ballot	762
Total	762
0040409	
Poll Place	1,153
Vote by Mail	1,153
Mail Ballot	1,153
Total	1,153
0040411	
Poll Place	1,428
Vote by Mail	1,428
Mail Ballot	1,428
Total	1,428
0040414	
Poll Place	1,613
Vote by Mail	1,613
Mail Ballot	1,613
Total	1,613

Precinct	Yes		No		Total Votes
0040405					
Poll Place	19	12.03%	139	87.97%	158
Vote by Mail	320	29.93%	749	70.07%	1,069
Mail Ballot	0		0		0
Total	339	27.63%	888	72.37%	1,227
0040406					
Poll Place	42	42.42%	57	57.58%	99
Vote by Mail	281	37.97%	459	62.03%	740
Mail Ballot	0		0		0
Total	323	38.50%	516	61.50%	839
0040407					
Poll Place	25	35.21%	46	64.79%	71
Vote by Mail	196	39.68%	298	60.32%	494
Mail Ballot	0		0		0
Total	221	39.12%	344	60.88%	565
0040409					
Poll Place	40	31.01%	89	68.99%	129
Vote by Mail	317	43.42%	413	56.58%	730
Mail Ballot	0		0		0
Total	357	41.56%	502	58.44%	859
0040411					
Poll Place	37	31.62%	80	68.38%	117
Vote by Mail	411	50.18%	408	49.82%	819
Mail Ballot	0		0		0
Total	448	47.86%	488	52.14%	936
0040414					
Poll Place	61	46.21%	71	53.79%	132
Vote by Mail	443	50.74%	430	49.26%	873
Mail Ballot	0		0		0
Total	504	50.15%	501	49.85%	1,005

Precinct	Registered Voters
0040415	
Poll Place	1,659
Vote by Mail	1,659
Mail Ballot	1,659
Total	1,659
0040419	
Poll Place	1,293
Vote by Mail	1,293
Mail Ballot	1,293
Total	1,293
0040421	
Poll Place	995
Vote by Mail	995
Mail Ballot	995
Total	995
0040424	
Poll Place	1,153
Vote by Mail	1,153
Mail Ballot	1,153
Total	1,153
0040428	
Poll Place	955
Vote by Mail	955
Mail Ballot	955
Total	955
0040429	
Poll Place	1,391
Vote by Mail	1,391
Mail Ballot	1,391
Total	1,391

Precinct	Yes		No		Total Votes
0040415					
Poll Place	39	28.68%	97	71.32%	136
Vote by Mail	361	28.97%	885	71.03%	1,246
Mail Ballot	0		0		0
Total	400	28.94%	982	71.06%	1,382
0040419					
Poll Place	22	18.03%	100	81.97%	122
Vote by Mail	309	33.44%	615	66.56%	924
Mail Ballot	0		0		0
Total	331	31.64%	715	68.36%	1,046
0040421					
Poll Place	24	26.37%	67	73.63%	91
Vote by Mail	319	44.24%	402	55.76%	721
Mail Ballot	0		0		0
Total	343	42.24%	469	57.76%	812
0040424					
Poll Place	60	52.63%	54	47.37%	114
Vote by Mail	353	56.57%	271	43.43%	624
Mail Ballot	0		0		0
Total	413	55.96%	325	44.04%	738
0040428					
Poll Place	36	47.37%	40	52.63%	76
Vote by Mail	268	51.64%	251	48.36%	519
Mail Ballot	0		0		0
Total	304	51.09%	291	48.91%	595
0040429					
Poll Place	37	20.44%	144	79.56%	181
Vote by Mail	313	32.67%	645	67.33%	958
Mail Ballot	0		0		0
Total	350	30.73%	789	69.27%	1,139

Precinct	Registered Voters
0040430	
Poll Place	1,652
Vote by Mail	1,652
Mail Ballot	1,652
Total	1,652
0040432	
Poll Place	738
Vote by Mail	738
Mail Ballot	738
Total	738
0040433	
Poll Place	1,085
Vote by Mail	1,085
Mail Ballot	1,085
Total	1,085
0040435	
Poll Place	1,334
Vote by Mail	1,334
Mail Ballot	1,334
Total	1,334
0040436	
Poll Place	840
Vote by Mail	840
Mail Ballot	840
Total	840
0040440	
Poll Place	991
Vote by Mail	991
Mail Ballot	991
Total	991

Precinct	Yes		No		Total Votes
0040430					
Poll Place	38	28.79%	94	71.21%	132
Vote by Mail	379	34.30%	726	65.70%	1,105
Mail Ballot	0		0		0
Total	417	33.71%	820	66.29%	1,237
0040432					
Poll Place	22	20.37%	86	79.63%	108
Vote by Mail	142	26.94%	385	73.06%	527
Mail Ballot	0		0		0
Total	164	25.83%	471	74.17%	635
0040433					
Poll Place	23	15.86%	122	84.14%	145
Vote by Mail	229	32.03%	486	67.97%	715
Mail Ballot	0		0		0
Total	252	29.30%	608	70.70%	860
0040435					
Poll Place	26	23.42%	85	76.58%	111
Vote by Mail	329	32.35%	688	67.65%	1,017
Mail Ballot	0		0		0
Total	355	31.47%	773	68.53%	1,128
0040436					
Poll Place	22	17.05%	107	82.95%	129
Vote by Mail	134	24.86%	405	75.14%	539
Mail Ballot	0		0		0
Total	156	23.35%	512	76.65%	668
0040440					
Poll Place	36	33.96%	70	66.04%	106
Vote by Mail	280	40.82%	406	59.18%	686
Mail Ballot	0		0		0
Total	316	39.90%	476	60.10%	792

Precinct	Registered Voters
0040441	
Poll Place	1,404
Vote by Mail	1,404
Mail Ballot	1,404
Total	1,404
0040442	
Poll Place	901
Vote by Mail	901
Mail Ballot	901
Total	901
0040443	
Poll Place	703
Vote by Mail	703
Mail Ballot	703
Total	703
0040444	
Poll Place	702
Vote by Mail	702
Mail Ballot	702
Total	702
0040447	
Poll Place	1,022
Vote by Mail	1,022
Mail Ballot	1,022
Total	1,022
0040454	
Poll Place	992
Vote by Mail	992
Mail Ballot	992
Total	992

Precinct	Yes		No		Total Votes
0040441					
Poll Place	18	27.27%	48	72.73%	66
Vote by Mail	326	26.90%	886	73.10%	1,212
Mail Ballot	0		0		0
Total	344	26.92%	934	73.08%	1,278
0040442					
Poll Place	25	35.21%	46	64.79%	71
Vote by Mail	284	43.49%	369	56.51%	653
Mail Ballot	0		0		0
Total	309	42.68%	415	57.32%	724
0040443					
Poll Place	17	26.98%	46	73.02%	63
Vote by Mail	194	41.19%	277	58.81%	471
Mail Ballot	0		0		0
Total	211	39.51%	323	60.49%	534
0040444					
Poll Place	21	40.38%	31	59.62%	52
Vote by Mail	216	50.59%	211	49.41%	427
Mail Ballot	0		0		0
Total	237	49.48%	242	50.52%	479
0040447					
Poll Place	20	33.33%	40	66.67%	60
Vote by Mail	261	36.45%	455	63.55%	716
Mail Ballot	0		0		0
Total	281	36.21%	495	63.79%	776
0040454					
Poll Place	20	23.26%	66	76.74%	86
Vote by Mail	308	46.18%	359	53.82%	667
Mail Ballot	0		0		0
Total	328	43.56%	425	56.44%	753

Precinct	Registered Voters
0040455	
Poll Place	2,039
Vote by Mail	2,039
Mail Ballot	2,039
Total	2,039
0040460	
Poll Place	960
Vote by Mail	960
Mail Ballot	960
Total	960
0040461	
Poll Place	1,495
Vote by Mail	1,495
Mail Ballot	1,495
Total	1,495
0040462	
Poll Place	1,455
Vote by Mail	1,455
Mail Ballot	1,455
Total	1,455
0040463	
Poll Place	971
Vote by Mail	971
Mail Ballot	971
Total	971
0040464	
Poll Place	1,231
Vote by Mail	1,231
Mail Ballot	1,231
Total	1,231

Precinct	Yes		No		Total Votes
0040455					
Poll Place	60	22.30%	209	77.70%	269
Vote by Mail	460	32.12%	972	67.88%	1,432
Mail Ballot	0		0		0
Total	520	30.57%	1,181	69.43%	1,701
0040460					
Poll Place	24	23.53%	78	76.47%	102
Vote by Mail	210	31.02%	467	68.98%	677
Mail Ballot	0		0		0
Total	234	30.04%	545	69.96%	779
0040461					
Poll Place	35	23.33%	115	76.67%	150
Vote by Mail	345	30.72%	778	69.28%	1,123
Mail Ballot	0		0		0
Total	380	29.85%	893	70.15%	1,273
0040462					
Poll Place	31	31.63%	67	68.37%	98
Vote by Mail	424	37.96%	693	62.04%	1,117
Mail Ballot	0		0		0
Total	455	37.45%	760	62.55%	1,215
0040463					
Poll Place	46	34.59%	87	65.41%	133
Vote by Mail	304	46.55%	349	53.45%	653
Mail Ballot	0		0		0
Total	350	44.53%	436	55.47%	786
0040464					
Poll Place	74	48.68%	78	51.32%	152
Vote by Mail	404	50.95%	389	49.05%	793
Mail Ballot	0		0		0
Total	478	50.58%	467	49.42%	945

Precinct	Registered Voters
0040466	
Poll Place	1,332
Vote by Mail	1,332
Mail Ballot	1,332
Total	1,332
0040469	
Poll Place	929
Vote by Mail	929
Mail Ballot	929
Total	929
0040470	
Poll Place	1,081
Vote by Mail	1,081
Mail Ballot	1,081
Total	1,081
0040471	
Poll Place	1,591
Vote by Mail	1,591
Mail Ballot	1,591
Total	1,591
0040475	
Poll Place	1,090
Vote by Mail	1,090
Mail Ballot	1,090
Total	1,090
0040480	
Poll Place	1,194
Vote by Mail	1,194
Mail Ballot	1,194
Total	1,194

Precinct	Yes		No		Total Votes
0040466					
Poll Place	36	22.78%	122	77.22%	158
Vote by Mail	290	31.42%	633	68.58%	923
Mail Ballot	0		0		0
Total	326	30.16%	755	69.84%	1,081
0040469					
Poll Place	57	36.08%	101	63.92%	158
Vote by Mail	268	52.14%	246	47.86%	514
Mail Ballot	0		0		0
Total	325	48.36%	347	51.64%	672
0040470					
Poll Place	49	42.98%	65	57.02%	114
Vote by Mail	306	45.07%	373	54.93%	679
Mail Ballot	0		0		0
Total	355	44.77%	438	55.23%	793
0040471					
Poll Place	69	39.88%	104	60.12%	173
Vote by Mail	490	49.54%	499	50.46%	989
Mail Ballot	0		0		0
Total	559	48.11%	603	51.89%	1,162
0040475					
Poll Place	28	27.72%	73	72.28%	101
Vote by Mail	312	42.98%	414	57.02%	726
Mail Ballot	0		0		0
Total	340	41.11%	487	58.89%	827
0040480					
Poll Place	20	20.20%	79	79.80%	99
Vote by Mail	304	34.70%	572	65.30%	876
Mail Ballot	0		0		0
Total	324	33.23%	651	66.77%	975

Precinct	Registered Voters
0040494	
Poll Place	979
Vote by Mail	979
Mail Ballot	979
Total	979
0040495	
Poll Place	1,789
Vote by Mail	1,789
Mail Ballot	1,789
Total	1,789
0040496	
Poll Place	1,396
Vote by Mail	1,396
Mail Ballot	1,396
Total	1,396
0040497	
Poll Place	885
Vote by Mail	885
Mail Ballot	885
Total	885
0041240	
Poll Place	368
Vote by Mail	368
Mail Ballot	368
Total	368
0041780	
Poll Place	1,346
Vote by Mail	1,346
Mail Ballot	1,346
Total	1,346

Precinct	Yes		No		Total Votes
0040494					
Poll Place	18	30.00%	42	70.00%	60
Vote by Mail	284	38.38%	456	61.62%	740
Mail Ballot	0		0		0
Total	302	37.75%	498	62.25%	800
0040495					
Poll Place	31	29.25%	75	70.75%	106
Vote by Mail	576	42.35%	784	57.65%	1,360
Mail Ballot	0		0		0
Total	607	41.41%	859	58.59%	1,466
0040496					
Poll Place	47	27.01%	127	72.99%	174
Vote by Mail	342	33.01%	694	66.99%	1,036
Mail Ballot	0		0		0
Total	389	32.15%	821	67.85%	1,210
0040497					
Poll Place	37	35.92%	66	64.08%	103
Vote by Mail	238	41.54%	335	58.46%	573
Mail Ballot	0		0		0
Total	275	40.68%	401	59.32%	676
0041240					
Poll Place	38	45.24%	46	54.76%	84
Vote by Mail	73	41.71%	102	58.29%	175
Mail Ballot	0		0		0
Total	111	42.86%	148	57.14%	259
0041780					
Poll Place	81	31.40%	177	68.60%	258
Vote by Mail	255	36.32%	447	63.68%	702
Mail Ballot	0		0		0
Total	336	35.00%	624	65.00%	960

Precinct	Registered Voters
0041820	
Poll Place	1,420
Vote by Mail	1,420
Mail Ballot	1,420
Total	1,420
0041910	
Poll Place	628
Vote by Mail	628
Mail Ballot	628
Total	628
0041913	
Poll Place	1,937
Vote by Mail	1,937
Mail Ballot	1,937
Total	1,937
0041915	
Poll Place	1,594
Vote by Mail	1,594
Mail Ballot	1,594
Total	1,594
0042218	
Poll Place	847
Vote by Mail	847
Mail Ballot	847
Total	847
0042261	
Poll Place	372
Vote by Mail	372
Mail Ballot	372
Total	372

Precinct	Yes		No		Total Votes
0041820					
Poll Place	58	25.11%	173	74.89%	231
Vote by Mail	371	41.92%	514	58.08%	885
Mail Ballot	0		0		0
Total	429	38.44%	687	61.56%	1,116
0041910					
Poll Place	14	20.29%	55	79.71%	69
Vote by Mail	83	18.91%	356	81.09%	439
Mail Ballot	0		0		0
Total	97	19.09%	411	80.91%	508
0041913					
Poll Place	27	13.78%	169	86.22%	196
Vote by Mail	358	24.16%	1,124	75.84%	1,482
Mail Ballot	0		0		0
Total	385	22.94%	1,293	77.06%	1,678
0041915					
Poll Place	18	11.11%	144	88.89%	162
Vote by Mail	231	19.41%	959	80.59%	1,190
Mail Ballot	0		0		0
Total	249	18.42%	1,103	81.58%	1,352
0042218					
Poll Place	32	20.25%	126	79.75%	158
Vote by Mail	170	38.46%	272	61.54%	442
Mail Ballot	0		0		0
Total	202	33.67%	398	66.33%	600
0042261					
Poll Place	35	63.64%	20	36.36%	55
Vote by Mail	119	59.50%	81	40.50%	200
Mail Ballot	0		0		0
Total	154	60.39%	101	39.61%	255

Precinct	Registered Voters
0042390	
Poll Place	485
Vote by Mail	485
Mail Ballot	485
Total	485
0042630	
Poll Place	647
Vote by Mail	647
Mail Ballot	647
Total	647
0042842	
Poll Place	1,330
Vote by Mail	1,330
Mail Ballot	1,330
Total	1,330
0042845	
Poll Place	1,159
Vote by Mail	1,159
Mail Ballot	1,159
Total	1,159
0043043	
Poll Place	1,329
Vote by Mail	1,329
Mail Ballot	1,329
Total	1,329
0043048	
Poll Place	1,084
Vote by Mail	1,084
Mail Ballot	1,084
Total	1,084

Precinct	Yes		No		Total Votes
0042390					
Poll Place	27	31.03%	60	68.97%	87
Vote by Mail	80	27.97%	206	72.03%	286
Mail Ballot	0		0		0
Total	107	28.69%	266	71.31%	373
0042630					
Poll Place	30	27.52%	79	72.48%	109
Vote by Mail	102	26.49%	283	73.51%	385
Mail Ballot	0		0		0
Total	132	26.72%	362	73.28%	494
0042842					
Poll Place	57	30.98%	127	69.02%	184
Vote by Mail	440	46.32%	510	53.68%	950
Mail Ballot	0		0		0
Total	497	43.83%	637	56.17%	1,134
0042845					
Poll Place	46	19.25%	193	80.75%	239
Vote by Mail	264	37.03%	449	62.97%	713
Mail Ballot	0		0		0
Total	310	32.56%	642	67.44%	952
0043043					
Poll Place	13	9.22%	128	90.78%	141
Vote by Mail	186	18.20%	836	81.80%	1,022
Mail Ballot	0		0		0
Total	199	17.11%	964	82.89%	1,163
0043048					
Poll Place	28	20.59%	108	79.41%	136
Vote by Mail	160	22.32%	557	77.68%	717
Mail Ballot	0		0		0
Total	188	22.04%	665	77.96%	853

Precinct	Registered Voters
0043050	
Poll Place	1,195
Vote by Mail	1,195
Mail Ballot	1,195
Total	1,195
0043051	
Poll Place	620
Vote by Mail	620
Mail Ballot	620
Total	620
0043052	
Poll Place	903
Vote by Mail	903
Mail Ballot	903
Total	903
0043053	
Poll Place	1,228
Vote by Mail	1,228
Mail Ballot	1,228
Total	1,228
0043055	
Poll Place	1,018
Vote by Mail	1,018
Mail Ballot	1,018
Total	1,018
0043059	
Poll Place	1,336
Vote by Mail	1,336
Mail Ballot	1,336
Total	1,336

Precinct	Yes		No		Total Votes
0043050					
Poll Place	34	21.94%	121	78.06%	155
Vote by Mail	195	23.30%	642	76.70%	837
Mail Ballot	0		0		0
Total	229	23.08%	763	76.92%	992
0043051					
Poll Place	5	12.50%	35	87.50%	40
Vote by Mail	120	23.76%	385	76.24%	505
Mail Ballot	0		0		0
Total	125	22.94%	420	77.06%	545
0043052					
Poll Place	14	13.33%	91	86.67%	105
Vote by Mail	152	23.07%	507	76.93%	659
Mail Ballot	0		0		0
Total	166	21.73%	598	78.27%	764
0043053					
Poll Place	22	14.10%	134	85.90%	156
Vote by Mail	236	26.76%	646	73.24%	882
Mail Ballot	0		0		0
Total	258	24.86%	780	75.14%	1,038
0043055					
Poll Place	7	9.21%	69	90.79%	76
Vote by Mail	152	18.95%	650	81.05%	802
Mail Ballot	0		0		0
Total	159	18.11%	719	81.89%	878
0043059					
Poll Place	18	13.14%	119	86.86%	137
Vote by Mail	208	20.41%	811	79.59%	1,019
Mail Ballot	0		0		0
Total	226	19.55%	930	80.45%	1,156

Precinct	Registered Voters
0043170	
Poll Place	1,402
Vote by Mail	1,402
Mail Ballot	1,402
Total	1,402
0043290	
Poll Place	488
Vote by Mail	488
Mail Ballot	488
Total	488
0043310	
Poll Place	724
Vote by Mail	724
Mail Ballot	724
Total	724
0043320	
Poll Place	1,647
Vote by Mail	1,647
Mail Ballot	1,647
Total	1,647
0043340	
Poll Place	1,002
Vote by Mail	1,002
Mail Ballot	1,002
Total	1,002
0043510	
Poll Place	877
Vote by Mail	877
Mail Ballot	877
Total	877

Precinct	Yes		No		Total Votes
0043170					
Poll Place	39	30.23%	90	69.77%	129
Vote by Mail	257	35.06%	476	64.94%	733
Mail Ballot	0		0		0
Total	296	34.34%	566	65.66%	862
0043290					
Poll Place	5	8.06%	57	91.94%	62
Vote by Mail	61	16.62%	306	83.38%	367
Mail Ballot	0		0		0
Total	66	15.38%	363	84.62%	429
0043310					
Poll Place	32	32.99%	65	67.01%	97
Vote by Mail	106	31.55%	230	68.45%	336
Mail Ballot	0		0		0
Total	138	31.87%	295	68.13%	433
0043320					
Poll Place	32	15.92%	169	84.08%	201
Vote by Mail	209	18.85%	900	81.15%	1,109
Mail Ballot	0		0		0
Total	241	18.40%	1,069	81.60%	1,310
0043340					
Poll Place	36	20.11%	143	79.89%	179
Vote by Mail	123	22.45%	425	77.55%	548
Mail Ballot	0		0		0
Total	159	21.87%	568	78.13%	727
0043510					
Poll Place	62	46.62%	71	53.38%	133
Vote by Mail	199	42.43%	270	57.57%	469
Mail Ballot	0		0		0
Total	261	43.36%	341	56.64%	602

Precinct	Registered Voters
0043520	
Poll Place	808
Vote by Mail	808
Mail Ballot	808
Total	808
0043540	
Poll Place	994
Vote by Mail	994
Mail Ballot	994
Total	994
0043567	
Poll Place	1,459
Vote by Mail	1,459
Mail Ballot	1,459
Total	1,459
0043568	
Poll Place	1,533
Vote by Mail	1,533
Mail Ballot	1,533
Total	1,533
0043570	
Poll Place	810
Vote by Mail	810
Mail Ballot	810
Total	810
0043572	
Poll Place	887
Vote by Mail	887
Mail Ballot	887
Total	887

Precinct	Yes		No		Total Votes
0043520					
Poll Place	40	51.95%	37	48.05%	77
Vote by Mail	202	54.01%	172	45.99%	374
Mail Ballot	0		0		0
Total	242	53.66%	209	46.34%	451
0043540					
Poll Place	31	47.69%	34	52.31%	65
Vote by Mail	214	32.23%	450	67.77%	664
Mail Ballot	0		0		0
Total	245	33.61%	484	66.39%	729
0043567					
Poll Place	62	48.44%	66	51.56%	128
Vote by Mail	447	56.37%	346	43.63%	793
Mail Ballot	0		0		0
Total	509	55.27%	412	44.73%	921
0043568					
Poll Place	70	58.82%	49	41.18%	119
Vote by Mail	431	53.67%	372	46.33%	803
Mail Ballot	0		0		0
Total	501	54.34%	421	45.66%	922
0043570					
Poll Place	35	45.45%	42	54.55%	77
Vote by Mail	185	41.29%	263	58.71%	448
Mail Ballot	0		0		0
Total	220	41.90%	305	58.10%	525
0043572					
Poll Place	32	36.36%	56	63.64%	88
Vote by Mail	202	45.91%	238	54.09%	440
Mail Ballot	0		0		0
Total	234	44.32%	294	55.68%	528

Precinct	Registered Voters
0044103	
Poll Place	1,095
Vote by Mail	1,095
Mail Ballot	1,095
Total	1,095
0044104	
Poll Place	1,669
Vote by Mail	1,669
Mail Ballot	1,669
Total	1,669
0044105	
Poll Place	1,097
Vote by Mail	1,097
Mail Ballot	1,097
Total	1,097
0044106	
Poll Place	1,303
Vote by Mail	1,303
Mail Ballot	1,303
Total	1,303
0044107	
Poll Place	1,405
Vote by Mail	1,405
Mail Ballot	1,405
Total	1,405
0044112	
Poll Place	1,010
Vote by Mail	1,010
Mail Ballot	1,010
Total	1,010

Precinct	Yes		No		Total Votes
0044103					
Poll Place	11	11.11%	88	88.89%	99
Vote by Mail	192	22.35%	667	77.65%	859
Mail Ballot	0		0		0
Total	203	21.19%	755	78.81%	958
0044104					
Poll Place	34	34.69%	64	65.31%	98
Vote by Mail	571	49.52%	582	50.48%	1,153
Mail Ballot	0		0		0
Total	605	48.36%	646	51.64%	1,251
0044105					
Poll Place	20	22.99%	67	77.01%	87
Vote by Mail	341	48.78%	358	51.22%	699
Mail Ballot	0		0		0
Total	361	45.93%	425	54.07%	786
0044106					
Poll Place	28	29.79%	66	70.21%	94
Vote by Mail	437	49.38%	448	50.62%	885
Mail Ballot	0		0		0
Total	465	47.50%	514	52.50%	979
0044107					
Poll Place	16	24.62%	49	75.38%	65
Vote by Mail	397	35.35%	726	64.65%	1,123
Mail Ballot	0		0		0
Total	413	34.76%	775	65.24%	1,188
0044112					
Poll Place	8	8.33%	88	91.67%	96
Vote by Mail	188	25.27%	556	74.73%	744
Mail Ballot	0		0		0
Total	196	23.33%	644	76.67%	840

Precinct	Registered Voters
0044113	
Poll Place	803
Vote by Mail	803
Mail Ballot	803
Total	803
0050020	
Poll Place	1,131
Vote by Mail	1,131
Mail Ballot	1,131
Total	1,131
0050180	
Poll Place	1,094
Vote by Mail	1,094
Mail Ballot	1,094
Total	1,094
0050190	
Poll Place	1,444
Vote by Mail	1,444
Mail Ballot	1,444
Total	1,444
0050200	
Poll Place	1,155
Vote by Mail	1,155
Mail Ballot	1,155
Total	1,155
0050211	
Poll Place	1,674
Vote by Mail	1,674
Mail Ballot	1,674
Total	1,674

Precinct	Yes		No		Total Votes
0044113					
Poll Place	33	37.08%	56	62.92%	89
Vote by Mail	218	40.00%	327	60.00%	545
Mail Ballot	0		0		0
Total	251	39.59%	383	60.41%	634
0050020					
Poll Place	69	57.02%	52	42.98%	121
Vote by Mail	271	58.15%	195	41.85%	466
Mail Ballot	0		0		0
Total	340	57.92%	247	42.08%	587
0050180					
Poll Place	46	51.69%	43	48.31%	89
Vote by Mail	346	60.81%	223	39.19%	569
Mail Ballot	0		0		0
Total	392	59.57%	266	40.43%	658
0050190					
Poll Place	81	62.31%	49	37.69%	130
Vote by Mail	397	58.99%	276	41.01%	673
Mail Ballot	0		0		0
Total	478	59.53%	325	40.47%	803
0050200					
Poll Place	66	66.00%	34	34.00%	100
Vote by Mail	335	63.45%	193	36.55%	528
Mail Ballot	0		0		0
Total	401	63.85%	227	36.15%	628
0050211					
Poll Place	108	66.67%	54	33.33%	162
Vote by Mail	532	59.78%	358	40.22%	890
Mail Ballot	0		0		0
Total	640	60.84%	412	39.16%	1,052

Precinct	Registered Voters
0050501	
Poll Place	487
Vote by Mail	487
Mail Ballot	487
Total	487
0050503	
Poll Place	614
Vote by Mail	614
Mail Ballot	614
Total	614
0050505	
Poll Place	691
Vote by Mail	691
Mail Ballot	691
Total	691
0050506	
Poll Place	952
Vote by Mail	952
Mail Ballot	952
Total	952
0050507	
Poll Place	1,131
Vote by Mail	1,131
Mail Ballot	1,131
Total	1,131
0050509	
Poll Place	1,560
Vote by Mail	1,560
Mail Ballot	1,560
Total	1,560

Precinct	Yes		No		Total Votes
0050501					
Poll Place	22	73.33%	8	26.67%	30
Vote by Mail	109	68.13%	51	31.88%	160
Mail Ballot	0		0		0
Total	131	68.95%	59	31.05%	190
0050503					
Poll Place	13	50.00%	13	50.00%	26
Vote by Mail	175	66.29%	89	33.71%	264
Mail Ballot	0		0		0
Total	188	64.83%	102	35.17%	290
0050505					
Poll Place	23	48.94%	24	51.06%	47
Vote by Mail	208	60.47%	136	39.53%	344
Mail Ballot	0		0		0
Total	231	59.08%	160	40.92%	391
0050506					
Poll Place	33	76.74%	10	23.26%	43
Vote by Mail	216	69.23%	96	30.77%	312
Mail Ballot	0		0		0
Total	249	70.14%	106	29.86%	355
0050507					
Poll Place	26	68.42%	12	31.58%	38
Vote by Mail	274	65.39%	145	34.61%	419
Mail Ballot	0		0		0
Total	300	65.65%	157	34.35%	457
0050509					
Poll Place	95	68.84%	43	31.16%	138
Vote by Mail	416	71.60%	165	28.40%	581
Mail Ballot	0		0		0
Total	511	71.07%	208	28.93%	719

Precinct	Registered Voters
0050511	
Poll Place	1,636
Vote by Mail	1,636
Mail Ballot	1,636
Total	1,636
0050514	
Poll Place	1,259
Vote by Mail	1,259
Mail Ballot	1,259
Total	1,259
0050517	
Poll Place	1,091
Vote by Mail	1,091
Mail Ballot	1,091
Total	1,091
0050518	
Poll Place	384
Vote by Mail	384
Mail Ballot	384
Total	384
0050519	
Poll Place	1,525
Vote by Mail	1,525
Mail Ballot	1,525
Total	1,525
0050523	
Poll Place	682
Vote by Mail	682
Mail Ballot	682
Total	682

Precinct	Yes		No		Total Votes
0050511					
Poll Place	38	62.30%	23	37.70%	61
Vote by Mail	395	70.92%	162	29.08%	557
Mail Ballot	0		0		0
Total	433	70.06%	185	29.94%	618
0050514					
Poll Place	50	54.35%	42	45.65%	92
Vote by Mail	365	61.86%	225	38.14%	590
Mail Ballot	0		0		0
Total	415	60.85%	267	39.15%	682
0050517					
Poll Place	53	39.85%	80	60.15%	133
Vote by Mail	371	50.54%	363	49.46%	734
Mail Ballot	0		0		0
Total	424	48.90%	443	51.10%	867
0050518					
Poll Place	18	75.00%	6	25.00%	24
Vote by Mail	136	61.54%	85	38.46%	221
Mail Ballot	0		0		0
Total	154	62.86%	91	37.14%	245
0050519					
Poll Place	45	29.41%	108	70.59%	153
Vote by Mail	453	42.22%	620	57.78%	1,073
Mail Ballot	0		0		0
Total	498	40.62%	728	59.38%	1,226
0050523					
Poll Place	21	67.74%	10	32.26%	31
Vote by Mail	277	65.02%	149	34.98%	426
Mail Ballot	0		0		0
Total	298	65.21%	159	34.79%	457

Precinct	Registered Voters
0050524	
Poll Place	1,571
Vote by Mail	1,571
Mail Ballot	1,571
Total	1,571
0050532	
Poll Place	1,302
Vote by Mail	1,302
Mail Ballot	1,302
Total	1,302
0050536	
Poll Place	489
Vote by Mail	489
Mail Ballot	489
Total	489
0050538	
Poll Place	702
Vote by Mail	702
Mail Ballot	702
Total	702
0050541	
Poll Place	1,081
Vote by Mail	1,081
Mail Ballot	1,081
Total	1,081
0050543	
Poll Place	352
Vote by Mail	352
Mail Ballot	352
Total	352

Precinct	Yes		No		Total Votes
0050524					
Poll Place	75	75.76%	24	24.24%	99
Vote by Mail	502	69.72%	218	30.28%	720
Mail Ballot	0		0		0
Total	577	70.45%	242	29.55%	819
0050532					
Poll Place	33	71.74%	13	28.26%	46
Vote by Mail	394	74.62%	134	25.38%	528
Mail Ballot	0		0		0
Total	427	74.39%	147	25.61%	574
0050536					
Poll Place	25	67.57%	12	32.43%	37
Vote by Mail	198	69.72%	86	30.28%	284
Mail Ballot	0		0		0
Total	223	69.47%	98	30.53%	321
0050538					
Poll Place	48	62.34%	29	37.66%	77
Vote by Mail	248	65.09%	133	34.91%	381
Mail Ballot	0		0		0
Total	296	64.63%	162	35.37%	458
0050541					
Poll Place	29	76.32%	9	23.68%	38
Vote by Mail	338	65.25%	180	34.75%	518
Mail Ballot	0		0		0
Total	367	66.01%	189	33.99%	556
0050543					
Poll Place	13	59.09%	9	40.91%	22
Vote by Mail	112	61.88%	69	38.12%	181
Mail Ballot	0		0		0
Total	125	61.58%	78	38.42%	203

Precinct	Registered Voters
0050545	
Poll Place	1,364
Vote by Mail	1,364
Mail Ballot	1,364
Total	1,364
0050548	
Poll Place	1,202
Vote by Mail	1,202
Mail Ballot	1,202
Total	1,202
0050552	
Poll Place	911
Vote by Mail	911
Mail Ballot	911
Total	911
0050560	
Poll Place	900
Vote by Mail	900
Mail Ballot	900
Total	900
0050576	
Poll Place	1,621
Vote by Mail	1,621
Mail Ballot	1,621
Total	1,621
0050590	
Poll Place	521
Vote by Mail	521
Mail Ballot	521
Total	521

Precinct	Yes		No		Total Votes
0050545					
Poll Place	56	60.22%	37	39.78%	93
Vote by Mail	474	62.78%	281	37.22%	755
Mail Ballot	0		0		0
Total	530	62.50%	318	37.50%	848
0050548					
Poll Place	58	71.60%	23	28.40%	81
Vote by Mail	350	63.29%	203	36.71%	553
Mail Ballot	0		0		0
Total	408	64.35%	226	35.65%	634
0050552					
Poll Place	37	50.68%	36	49.32%	73
Vote by Mail	256	55.65%	204	44.35%	460
Mail Ballot	0		0		0
Total	293	54.97%	240	45.03%	533
0050560					
Poll Place	36	67.92%	17	32.08%	53
Vote by Mail	248	72.51%	94	27.49%	342
Mail Ballot	0		0		0
Total	284	71.90%	111	28.10%	395
0050576					
Poll Place	50	51.55%	47	48.45%	97
Vote by Mail	508	55.70%	404	44.30%	912
Mail Ballot	0		0		0
Total	558	55.30%	451	44.70%	1,009
0050590					
Poll Place	27	77.14%	8	22.86%	35
Vote by Mail	141	68.45%	65	31.55%	206
Mail Ballot	0		0		0
Total	168	69.71%	73	30.29%	241

Precinct	Registered Voters
0050731	
Poll Place	1,136
Vote by Mail	1,136
Mail Ballot	1,136
Total	1,136
0050741	
Poll Place	1,124
Vote by Mail	1,124
Mail Ballot	1,124
Total	1,124
0050742	
Poll Place	1,083
Vote by Mail	1,083
Mail Ballot	1,083
Total	1,083
0050750	
Poll Place	785
Vote by Mail	785
Mail Ballot	785
Total	785
0050751	
Poll Place	422
Vote by Mail	422
Mail Ballot	422
Total	422
0050752	
Poll Place	1,382
Vote by Mail	1,382
Mail Ballot	1,382
Total	1,382

Precinct	Yes		No		Total Votes
0050731					
Poll Place	42	64.62%	23	35.38%	65
Vote by Mail	365	67.47%	176	32.53%	541
Mail Ballot	0		0		0
Total	407	67.16%	199	32.84%	606
0050741					
Poll Place	33	56.90%	25	43.10%	58
Vote by Mail	312	52.70%	280	47.30%	592
Mail Ballot	0		0		0
Total	345	53.08%	305	46.92%	650
0050742					
Poll Place	56	59.57%	38	40.43%	94
Vote by Mail	310	60.78%	200	39.22%	510
Mail Ballot	0		0		0
Total	366	60.60%	238	39.40%	604
0050750					
Poll Place	42	53.85%	36	46.15%	78
Vote by Mail	242	57.21%	181	42.79%	423
Mail Ballot	0		0		0
Total	284	56.69%	217	43.31%	501
0050751					
Poll Place	24	54.55%	20	45.45%	44
Vote by Mail	102	48.80%	107	51.20%	209
Mail Ballot	0		0		0
Total	126	49.80%	127	50.20%	253
0050752					
Poll Place	81	41.12%	116	58.88%	197
Vote by Mail	383	48.91%	400	51.09%	783
Mail Ballot	0		0		0
Total	464	47.35%	516	52.65%	980

Precinct	Registered Voters
0050765	
Poll Place	1,244
Vote by Mail	1,244
Mail Ballot	1,244
Total	1,244
0051180	
Poll Place	982
Vote by Mail	982
Mail Ballot	982
Total	982
0051227	
Poll Place	662
Vote by Mail	662
Mail Ballot	662
Total	662
0051228	
Poll Place	687
Vote by Mail	687
Mail Ballot	687
Total	687
0051310	
Poll Place	476
Vote by Mail	476
Mail Ballot	476
Total	476
0051313	
Poll Place	277
Vote by Mail	277
Mail Ballot	277
Total	277

Precinct	Yes		No		Total Votes
0050765					
Poll Place	54	56.84%	41	43.16%	95
Vote by Mail	432	56.62%	331	43.38%	763
Mail Ballot	0		0		0
Total	486	56.64%	372	43.36%	858
0051180					
Poll Place	53	67.95%	25	32.05%	78
Vote by Mail	219	60.33%	144	39.67%	363
Mail Ballot	0		0		0
Total	272	61.68%	169	38.32%	441
0051227					
Poll Place	32	37.65%	53	62.35%	85
Vote by Mail	154	36.32%	270	63.68%	424
Mail Ballot	0		0		0
Total	186	36.54%	323	63.46%	509
0051228					
Poll Place	28	38.36%	45	61.64%	73
Vote by Mail	164	43.85%	210	56.15%	374
Mail Ballot	0		0		0
Total	192	42.95%	255	57.05%	447
0051310					
Poll Place	28	63.64%	16	36.36%	44
Vote by Mail	115	62.84%	68	37.16%	183
Mail Ballot	0		0		0
Total	143	63.00%	84	37.00%	227
0051313					
Poll Place	11	73.33%	4	26.67%	15
Vote by Mail	59	59.00%	41	41.00%	100
Mail Ballot	0		0		0
Total	70	60.87%	45	39.13%	115

Precinct	Registered Voters
0051331	
Poll Place	1,171
Vote by Mail	1,171
Mail Ballot	1,171
Total	1,171
0051332	
Poll Place	1,189
Vote by Mail	1,189
Mail Ballot	1,189
Total	1,189
0051690	
Poll Place	748
Vote by Mail	748
Mail Ballot	748
Total	748
0051727	
Poll Place	592
Vote by Mail	592
Mail Ballot	592
Total	592
0051728	
Poll Place	559
Vote by Mail	559
Mail Ballot	559
Total	559
0052033	
Poll Place	475
Vote by Mail	475
Mail Ballot	475
Total	475

Precinct	Yes		No		Total Votes
0051331					
Poll Place	62	60.19%	41	39.81%	103
Vote by Mail	327	51.17%	312	48.83%	639
Mail Ballot	0		0		0
Total	389	52.43%	353	47.57%	742
0051332					
Poll Place	36	52.17%	33	47.83%	69
Vote by Mail	341	50.67%	332	49.33%	673
Mail Ballot	0		0		0
Total	377	50.81%	365	49.19%	742
0051690					
Poll Place	28	66.67%	14	33.33%	42
Vote by Mail	166	62.64%	99	37.36%	265
Mail Ballot	0		0		0
Total	194	63.19%	113	36.81%	307
0051727					
Poll Place	34	41.46%	48	58.54%	82
Vote by Mail	153	44.74%	189	55.26%	342
Mail Ballot	0		0		0
Total	187	44.10%	237	55.90%	424
0051728					
Poll Place	37	52.86%	33	47.14%	70
Vote by Mail	159	51.96%	147	48.04%	306
Mail Ballot	0		0		0
Total	196	52.13%	180	47.87%	376
0052033					
Poll Place	24	77.42%	7	22.58%	31
Vote by Mail	95	67.86%	45	32.14%	140
Mail Ballot	0		0		0
Total	119	69.59%	52	30.41%	171

Precinct	Registered Voters
0052034	
Poll Place	797
Vote by Mail	797
Mail Ballot	797
Total	797
0052070	
Poll Place	978
Vote by Mail	978
Mail Ballot	978
Total	978
0052080	
Poll Place	1,001
Vote by Mail	1,001
Mail Ballot	1,001
Total	1,001
0052110	
Poll Place	895
Vote by Mail	895
Mail Ballot	895
Total	895
0052180	
Poll Place	753
Vote by Mail	753
Mail Ballot	753
Total	753
0052182	
Poll Place	641
Vote by Mail	641
Mail Ballot	641
Total	641

Precinct	Yes		No		Total Votes
0052034					
Poll Place	44	62.86%	26	37.14%	70
Vote by Mail	213	62.28%	129	37.72%	342
Mail Ballot	0		0		0
Total	257	62.38%	155	37.62%	412
0052070					
Poll Place	56	65.88%	29	34.12%	85
Vote by Mail	242	61.89%	149	38.11%	391
Mail Ballot	0		0		0
Total	298	62.61%	178	37.39%	476
0052080					
Poll Place	42	72.41%	16	27.59%	58
Vote by Mail	245	63.14%	143	36.86%	388
Mail Ballot	0		0		0
Total	287	64.35%	159	35.65%	446
0052110					
Poll Place	43	69.35%	19	30.65%	62
Vote by Mail	215	67.19%	105	32.81%	320
Mail Ballot	0		0		0
Total	258	67.54%	124	32.46%	382
0052180					
Poll Place	41	58.57%	29	41.43%	70
Vote by Mail	235	65.46%	124	34.54%	359
Mail Ballot	0		0		0
Total	276	64.34%	153	35.66%	429
0052182					
Poll Place	21	67.74%	10	32.26%	31
Vote by Mail	207	65.09%	111	34.91%	318
Mail Ballot	0		0		0
Total	228	65.33%	121	34.67%	349

Precinct	Registered Voters
0052183	
Poll Place	929
Vote by Mail	929
Mail Ballot	929
Total	929
0052184	
Poll Place	890
Vote by Mail	890
Mail Ballot	890
Total	890
0052185	
Poll Place	410
Vote by Mail	410
Mail Ballot	410
Total	410
0052400	
Poll Place	1,170
Vote by Mail	1,170
Mail Ballot	1,170
Total	1,170
0052490	
Poll Place	1,059
Vote by Mail	1,059
Mail Ballot	1,059
Total	1,059
7010010	
Poll Place	2
Vote by Mail	2
Mail Ballot	2
Total	2

Precinct	Yes		No		Total Votes
0052183					
Poll Place	53	63.10%	31	36.90%	84
Vote by Mail	247	60.10%	164	39.90%	411
Mail Ballot	0		0		0
Total	300	60.61%	195	39.39%	495
0052184					
Poll Place	36	56.25%	28	43.75%	64
Vote by Mail	268	61.19%	170	38.81%	438
Mail Ballot	0		0		0
Total	304	60.56%	198	39.44%	502
0052185					
Poll Place	29	53.70%	25	46.30%	54
Vote by Mail	95	57.58%	70	42.42%	165
Mail Ballot	0		0		0
Total	124	56.62%	95	43.38%	219
0052400					
Poll Place	14	31.11%	31	68.89%	45
Vote by Mail	294	61.64%	183	38.36%	477
Mail Ballot	0		0		0
Total	308	59.00%	214	41.00%	522
0052490					
Poll Place	46	60.53%	30	39.47%	76
Vote by Mail	310	65.13%	166	34.87%	476
Mail Ballot	0		0		0
Total	356	64.49%	196	35.51%	552
7010010					
Poll Place	0		0		0
Vote by Mail	0		0		0
Mail Ballot	0	0.00%	2	100.00%	2
Total	0	0.00%	2	100.00%	2

Precinct	Registered Voters
7010015	
Poll Place	3
Vote by Mail	3
Mail Ballot	3
Total	3
7010050	
Poll Place	13
Vote by Mail	13
Mail Ballot	13
Total	13
7010080	
Poll Place	250
Vote by Mail	250
Mail Ballot	250
Total	250
7010084	
Poll Place	119
Vote by Mail	119
Mail Ballot	119
Total	119
7010085	
Poll Place	367
Vote by Mail	367
Mail Ballot	367
Total	367
7010090	
Poll Place	205
Vote by Mail	205
Mail Ballot	205
Total	205

Precinct	Yes		No		Total Votes
7010015					
Poll Place	0		0		0
Vote by Mail	0		0		0
Mail Ballot	0	0.00%	2	100.00%	2
Total	0	0.00%	2	100.00%	2
7010050					
Poll Place	0		0		0
Vote by Mail	0		0		0
Mail Ballot	3	50.00%	3	50.00%	6
Total	3	50.00%	3	50.00%	6
7010080					
Poll Place	0		0		0
Vote by Mail	0		0		0
Mail Ballot	48	22.02%	170	77.98%	218
Total	48	22.02%	170	77.98%	218
7010084					
Poll Place	0		0		0
Vote by Mail	0		0		0
Mail Ballot	25	38.46%	40	61.54%	65
Total	25	38.46%	40	61.54%	65
7010085					
Poll Place	0		0		0
Vote by Mail	0		0		0
Mail Ballot	56	17.78%	259	82.22%	315
Total	56	17.78%	259	82.22%	315
7010090					
Poll Place	0		0		0
Vote by Mail	0		0		0
Mail Ballot	28	19.72%	114	80.28%	142
Total	28	19.72%	114	80.28%	142

Precinct	Registered Voters
7010225	
Poll Place	3
Vote by Mail	3
Mail Ballot	3
Total	3
7010226	
Poll Place	80
Vote by Mail	80
Mail Ballot	80
Total	80
7010229	
Poll Place	96
Vote by Mail	96
Mail Ballot	96
Total	96
7011135	
Poll Place	65
Vote by Mail	65
Mail Ballot	65
Total	65
7011153	
Poll Place	371
Vote by Mail	371
Mail Ballot	371
Total	371
7011171	
Poll Place	151
Vote by Mail	151
Mail Ballot	151
Total	151

Precinct	Yes		No		Total Votes
7010225					
Poll Place	0		0		0
Vote by Mail	0		0		0
Mail Ballot	1	33.33%	2	66.67%	3
Total	1	33.33%	2	66.67%	3
7010226					
Poll Place	0		0		0
Vote by Mail	0		0		0
Mail Ballot	17	25.76%	49	74.24%	66
Total	17	25.76%	49	74.24%	66
7010229					
Poll Place	0		0		0
Vote by Mail	0		0		0
Mail Ballot	32	52.46%	29	47.54%	61
Total	32	52.46%	29	47.54%	61
7011135					
Poll Place	0		0		0
Vote by Mail	0		0		0
Mail Ballot	19	44.19%	24	55.81%	43
Total	19	44.19%	24	55.81%	43
7011153					
Poll Place	0		0		0
Vote by Mail	0		0		0
Mail Ballot	108	45.96%	127	54.04%	235
Total	108	45.96%	127	54.04%	235
7011171					
Poll Place	0		0		0
Vote by Mail	0		0		0
Mail Ballot	40	43.48%	52	56.52%	92
Total	40	43.48%	52	56.52%	92

Precinct	Registered Voters
7011200	
Poll Place	0
Vote by Mail	0
Mail Ballot	0
Total	0
7011202	
Poll Place	244
Vote by Mail	244
Mail Ballot	244
Total	244
7011208	
Poll Place	11
Vote by Mail	11
Mail Ballot	11
Total	11
7011209	
Poll Place	191
Vote by Mail	191
Mail Ballot	191
Total	191
7011290	
Poll Place	224
Vote by Mail	224
Mail Ballot	224
Total	224
7011382	
Poll Place	14
Vote by Mail	14
Mail Ballot	14
Total	14

Precinct	Yes		No		Total Votes
7011200					
Poll Place	0		0		0
Vote by Mail	0		0		0
Mail Ballot	0		0		0
Total	0		0		0
7011202					
Poll Place	0		0		0
Vote by Mail	0		0		0
Mail Ballot	39	22.41%	135	77.59%	174
Total	39	22.41%	135	77.59%	174
7011208					
Poll Place	0		0		0
Vote by Mail	0		0		0
Mail Ballot	1	16.67%	5	83.33%	6
Total	1	16.67%	5	83.33%	6
7011209					
Poll Place	0		0		0
Vote by Mail	0		0		0
Mail Ballot	51	56.04%	40	43.96%	91
Total	51	56.04%	40	43.96%	91
7011290					
Poll Place	0		0		0
Vote by Mail	0		0		0
Mail Ballot	34	20.73%	130	79.27%	164
Total	34	20.73%	130	79.27%	164
7011382					
Poll Place	0		0		0
Vote by Mail	0		0		0
Mail Ballot	0	0.00%	9	100.00%	9
Total	0	0.00%	9	100.00%	9

Precinct	Registered Voters
7011391	
Poll Place	26
Vote by Mail	26
Mail Ballot	26
Total	26
7011538	
Poll Place	176
Vote by Mail	176
Mail Ballot	176
Total	176
7011541	
Poll Place	1
Vote by Mail	1
Mail Ballot	1
Total	1
7011542	
Poll Place	5
Vote by Mail	5
Mail Ballot	5
Total	5
7011627	
Poll Place	0
Vote by Mail	0
Mail Ballot	0
Total	0
7011632	
Poll Place	92
Vote by Mail	92
Mail Ballot	92
Total	92

Precinct	Yes		No		Total Votes
7011391					
Poll Place	0		0		0
Vote by Mail	0		0		0
Mail Ballot	8	36.36%	14	63.64%	22
Total	8	36.36%	14	63.64%	22
7011538					
Poll Place	0		0		0
Vote by Mail	0		0		0
Mail Ballot	22	14.77%	127	85.23%	149
Total	22	14.77%	127	85.23%	149
7011541					
Poll Place	0		0		0
Vote by Mail	0		0		0
Mail Ballot	0	0.00%	1	100.00%	1
Total	0	0.00%	1	100.00%	1
7011542					
Poll Place	0		0		0
Vote by Mail	0		0		0
Mail Ballot	1	100.00%	0	0.00%	1
Total	1	100.00%	0	0.00%	1
7011627					
Poll Place	0		0		0
Vote by Mail	0		0		0
Mail Ballot	0		0		0
Total	0		0		0
7011632					
Poll Place	0		0		0
Vote by Mail	0		0		0
Mail Ballot	29	48.33%	31	51.67%	60
Total	29	48.33%	31	51.67%	60

Precinct	Registered Voters
7011683	
Poll Place	35
Vote by Mail	35
Mail Ballot	35
Total	35
7011703	
Poll Place	96
Vote by Mail	96
Mail Ballot	96
Total	96
7011719	
Poll Place	250
Vote by Mail	250
Mail Ballot	250
Total	250
7011759	
Poll Place	0
Vote by Mail	0
Mail Ballot	0
Total	0
7011760	
Poll Place	0
Vote by Mail	0
Mail Ballot	0
Total	0
7011773	
Poll Place	267
Vote by Mail	267
Mail Ballot	267
Total	267

Precinct	Yes		No		Total Votes
7011683					
Poll Place	0		0		0
Vote by Mail	0		0		0
Mail Ballot	4	15.38%	22	84.62%	26
Total	4	15.38%	22	84.62%	26
7011703					
Poll Place	0		0		0
Vote by Mail	0		0		0
Mail Ballot	12	13.95%	74	86.05%	86
Total	12	13.95%	74	86.05%	86
7011719					
Poll Place	0		0		0
Vote by Mail	0		0		0
Mail Ballot	67	35.26%	123	64.74%	190
Total	67	35.26%	123	64.74%	190
7011759					
Poll Place	0		0		0
Vote by Mail	0		0		0
Mail Ballot	0		0		0
Total	0		0		0
7011760					
Poll Place	0		0		0
Vote by Mail	0		0		0
Mail Ballot	0		0		0
Total	0		0		0
7011773					
Poll Place	0		0		0
Vote by Mail	0		0		0
Mail Ballot	48	20.60%	185	79.40%	233
Total	48	20.60%	185	79.40%	233

Precinct	Registered Voters
7011820	
Poll Place	90
Vote by Mail	90
Mail Ballot	90
Total	90
7011835	
Poll Place	0
Vote by Mail	0
Mail Ballot	0
Total	0
7011840	
Poll Place	21
Vote by Mail	21
Mail Ballot	21
Total	21
7011870	
Poll Place	11
Vote by Mail	11
Mail Ballot	11
Total	11
7011880	
Poll Place	0
Vote by Mail	0
Mail Ballot	0
Total	0
7011900	
Poll Place	133
Vote by Mail	133
Mail Ballot	133
Total	133

Precinct	Yes		No		Total Votes
7011820					
Poll Place	0		0		0
Vote by Mail	0		0		0
Mail Ballot	21	27.63%	55	72.37%	76
Total	21	27.63%	55	72.37%	76
7011835					
Poll Place	0		0		0
Vote by Mail	0		0		0
Mail Ballot	0		0		0
Total	0		0		0
7011840					
Poll Place	0		0		0
Vote by Mail	0		0		0
Mail Ballot	0	0.00%	17	100.00%	17
Total	0	0.00%	17	100.00%	17
7011870					
Poll Place	0		0		0
Vote by Mail	0		0		0
Mail Ballot	4	44.44%	5	55.56%	9
Total	4	44.44%	5	55.56%	9
7011880					
Poll Place	0		0		0
Vote by Mail	0		0		0
Mail Ballot	0		0		0
Total	0		0		0
7011900					
Poll Place	0		0		0
Vote by Mail	0		0		0
Mail Ballot	12	10.43%	103	89.57%	115
Total	12	10.43%	103	89.57%	115

Precinct	Registered Voters
7011915	
Poll Place	46
Vote by Mail	46
Mail Ballot	46
Total	46
7011922	
Poll Place	208
Vote by Mail	208
Mail Ballot	208
Total	208
7011983	
Poll Place	35
Vote by Mail	35
Mail Ballot	35
Total	35
7011999	
Poll Place	141
Vote by Mail	141
Mail Ballot	141
Total	141
7012010	
Poll Place	54
Vote by Mail	54
Mail Ballot	54
Total	54
7012013	
Poll Place	0
Vote by Mail	0
Mail Ballot	0
Total	0

Precinct	Yes		No		Total Votes
7011915					
Poll Place	0		0		0
Vote by Mail	0		0		0
Mail Ballot	10	29.41%	24	70.59%	34
Total	10	29.41%	24	70.59%	34
7011922					
Poll Place	0		0		0
Vote by Mail	0		0		0
Mail Ballot	45	28.85%	111	71.15%	156
Total	45	28.85%	111	71.15%	156
7011983					
Poll Place	0		0		0
Vote by Mail	0		0		0
Mail Ballot	3	10.71%	25	89.29%	28
Total	3	10.71%	25	89.29%	28
7011999					
Poll Place	0		0		0
Vote by Mail	0		0		0
Mail Ballot	14	11.29%	110	88.71%	124
Total	14	11.29%	110	88.71%	124
7012010					
Poll Place	0		0		0
Vote by Mail	0		0		0
Mail Ballot	6	13.04%	40	86.96%	46
Total	6	13.04%	40	86.96%	46
7012013					
Poll Place	0		0		0
Vote by Mail	0		0		0
Mail Ballot	0		0		0
Total	0		0		0

Precinct	Registered Voters
7012056	
Poll Place	45
Vote by Mail	45
Mail Ballot	45
Total	45
7012160	
Poll Place	261
Vote by Mail	261
Mail Ballot	261
Total	261
7012162	
Poll Place	0
Vote by Mail	0
Mail Ballot	0
Total	0
7012164	
Poll Place	129
Vote by Mail	129
Mail Ballot	129
Total	129
7012277	
Poll Place	243
Vote by Mail	243
Mail Ballot	243
Total	243
7012397	
Poll Place	85
Vote by Mail	85
Mail Ballot	85
Total	85

Precinct	Yes		No		Total Votes
7012056					
Poll Place	0		0		0
Vote by Mail	0		0		0
Mail Ballot	3	8.82%	31	91.18%	34
Total	3	8.82%	31	91.18%	34
7012160					
Poll Place	0		0		0
Vote by Mail	0		0		0
Mail Ballot	72	35.29%	132	64.71%	204
Total	72	35.29%	132	64.71%	204
7012162					
Poll Place	0		0		0
Vote by Mail	0		0		0
Mail Ballot	0		0		0
Total	0		0		0
7012164					
Poll Place	0		0		0
Vote by Mail	0		0		0
Mail Ballot	41	38.32%	66	61.68%	107
Total	41	38.32%	66	61.68%	107
7012277					
Poll Place	0		0		0
Vote by Mail	0		0		0
Mail Ballot	27	13.92%	167	86.08%	194
Total	27	13.92%	167	86.08%	194
7012397					
Poll Place	0		0		0
Vote by Mail	0		0		0
Mail Ballot	20	44.44%	25	55.56%	45
Total	20	44.44%	25	55.56%	45

Precinct	Registered Voters
7012413	
Poll Place	274
Vote by Mail	274
Mail Ballot	274
Total	274
7012712	
Poll Place	50
Vote by Mail	50
Mail Ballot	50
Total	50
7012757	
Poll Place	114
Vote by Mail	114
Mail Ballot	114
Total	114
7012856	
Poll Place	125
Vote by Mail	125
Mail Ballot	125
Total	125
7012912	
Poll Place	20
Vote by Mail	20
Mail Ballot	20
Total	20
7012937	
Poll Place	101
Vote by Mail	101
Mail Ballot	101
Total	101

Precinct	Yes		No		Total Votes
7012413					
Poll Place	0		0		0
Vote by Mail	0		0		0
Mail Ballot	89	58.55%	63	41.45%	152
Total	89	58.55%	63	41.45%	152
7012712					
Poll Place	0		0		0
Vote by Mail	0		0		0
Mail Ballot	5	11.63%	38	88.37%	43
Total	5	11.63%	38	88.37%	43
7012757					
Poll Place	0		0		0
Vote by Mail	0		0		0
Mail Ballot	18	23.38%	59	76.62%	77
Total	18	23.38%	59	76.62%	77
7012856					
Poll Place	0		0		0
Vote by Mail	0		0		0
Mail Ballot	28	27.45%	74	72.55%	102
Total	28	27.45%	74	72.55%	102
7012912					
Poll Place	0		0		0
Vote by Mail	0		0		0
Mail Ballot	1	7.69%	12	92.31%	13
Total	1	7.69%	12	92.31%	13
7012937					
Poll Place	0		0		0
Vote by Mail	0		0		0
Mail Ballot	38	69.09%	17	30.91%	55
Total	38	69.09%	17	30.91%	55

Precinct	Registered Voters
7012992	
Poll Place	39
Vote by Mail	39
Mail Ballot	39
Total	39
7013047	
Poll Place	207
Vote by Mail	207
Mail Ballot	207
Total	207
7013068	
Poll Place	7
Vote by Mail	7
Mail Ballot	7
Total	7
7013095	
Poll Place	238
Vote by Mail	238
Mail Ballot	238
Total	238
7013102	
Poll Place	27
Vote by Mail	27
Mail Ballot	27
Total	27
7013104	
Poll Place	2
Vote by Mail	2
Mail Ballot	2
Total	2

Precinct	Yes		No		Total Votes
7012992					
Poll Place	0		0		0
Vote by Mail	0		0		0
Mail Ballot	13	39.39%	20	60.61%	33
Total	13	39.39%	20	60.61%	33
7013047					
Poll Place	0		0		0
Vote by Mail	0		0		0
Mail Ballot	27	16.88%	133	83.13%	160
Total	27	16.88%	133	83.13%	160
7013068					
Poll Place	0		0		0
Vote by Mail	0		0		0
Mail Ballot	3	50.00%	3	50.00%	6
Total	3	50.00%	3	50.00%	6
7013095					
Poll Place	0		0		0
Vote by Mail	0		0		0
Mail Ballot	43	36.44%	75	63.56%	118
Total	43	36.44%	75	63.56%	118
7013102					
Poll Place	0		0		0
Vote by Mail	0		0		0
Mail Ballot	3	11.11%	24	88.89%	27
Total	3	11.11%	24	88.89%	27
7013104					
Poll Place	0		0		0
Vote by Mail	0		0		0
Mail Ballot	2	100.00%	0	0.00%	2
Total	2	100.00%	0	0.00%	2

Precinct	Registered Voters
7013105	
Poll Place	36
Vote by Mail	36
Mail Ballot	36
Total	36
7013106	
Poll Place	223
Vote by Mail	223
Mail Ballot	223
Total	223
7013112	
Poll Place	13
Vote by Mail	13
Mail Ballot	13
Total	13
7013114	
Poll Place	1,016
Vote by Mail	1,016
Mail Ballot	1,016
Total	1,016
7013115	
Poll Place	6
Vote by Mail	6
Mail Ballot	6
Total	6
7013134	
Poll Place	0
Vote by Mail	0
Mail Ballot	0
Total	0

Precinct	Yes		No		Total Votes
7013105					
Poll Place	0		0		0
Vote by Mail	0		0		0
Mail Ballot	7	33.33%	14	66.67%	21
Total	7	33.33%	14	66.67%	21
7013106					
Poll Place	0		0		0
Vote by Mail	0		0		0
Mail Ballot	50	29.41%	120	70.59%	170
Total	50	29.41%	120	70.59%	170
7013112					
Poll Place	0		0		0
Vote by Mail	0		0		0
Mail Ballot	3	37.50%	5	62.50%	8
Total	3	37.50%	5	62.50%	8
7013114					
Poll Place	0		0		0
Vote by Mail	0		0		0
Mail Ballot	310	37.39%	519	62.61%	829
Total	310	37.39%	519	62.61%	829
7013115					
Poll Place	0		0		0
Vote by Mail	0		0		0
Mail Ballot	1	25.00%	3	75.00%	4
Total	1	25.00%	3	75.00%	4
7013134					
Poll Place	0		0		0
Vote by Mail	0		0		0
Mail Ballot	0		0		0
Total	0		0		0

Precinct	Registered Voters
7013182	
Poll Place	66
Vote by Mail	66
Mail Ballot	66
Total	66
7013369	
Poll Place	163
Vote by Mail	163
Mail Ballot	163
Total	163
7013507	
Poll Place	0
Vote by Mail	0
Mail Ballot	0
Total	0
7013569	
Poll Place	0
Vote by Mail	0
Mail Ballot	0
Total	0
7015125	
Poll Place	9
Vote by Mail	9
Mail Ballot	9
Total	9
7015128	
Poll Place	341
Vote by Mail	341
Mail Ballot	341
Total	341

Precinct	Yes		No		Total Votes
7013182					
Poll Place	0		0		0
Vote by Mail	0		0		0
Mail Ballot	7	12.73%	48	87.27%	55
Total	7	12.73%	48	87.27%	55
7013369					
Poll Place	0		0		0
Vote by Mail	0		0		0
Mail Ballot	42	38.53%	67	61.47%	109
Total	42	38.53%	67	61.47%	109
7013507					
Poll Place	0		0		0
Vote by Mail	0		0		0
Mail Ballot	0		0		0
Total	0		0		0
7013569					
Poll Place	0		0		0
Vote by Mail	0		0		0
Mail Ballot	0		0		0
Total	0		0		0
7015125					
Poll Place	0		0		0
Vote by Mail	0		0		0
Mail Ballot	0	0.00%	7	100.00%	7
Total	0	0.00%	7	100.00%	7
7015128					
Poll Place	0		0		0
Vote by Mail	0		0		0
Mail Ballot	83	28.72%	206	71.28%	289
Total	83	28.72%	206	71.28%	289

Precinct	Registered Voters
7015131	
Poll Place	176
Vote by Mail	176
Mail Ballot	176
Total	176
7015134	
Poll Place	0
Vote by Mail	0
Mail Ballot	0
Total	0
7020012	
Poll Place	212
Vote by Mail	212
Mail Ballot	212
Total	212
7020014	
Poll Place	97
Vote by Mail	97
Mail Ballot	97
Total	97
7020034	
Poll Place	46
Vote by Mail	46
Mail Ballot	46
Total	46
7020036	
Poll Place	274
Vote by Mail	274
Mail Ballot	274
Total	274

Precinct	Yes		No		Total Votes
7015131					
Poll Place	0		0		0
Vote by Mail	0		0		0
Mail Ballot	56	46.67%	64	53.33%	120
Total	56	46.67%	64	53.33%	120
7015134					
Poll Place	0		0		0
Vote by Mail	0		0		0
Mail Ballot	0		0		0
Total	0		0		0
7020012					
Poll Place	0		0		0
Vote by Mail	0		0		0
Mail Ballot	37	21.14%	138	78.86%	175
Total	37	21.14%	138	78.86%	175
7020014					
Poll Place	0		0		0
Vote by Mail	0		0		0
Mail Ballot	19	23.46%	62	76.54%	81
Total	19	23.46%	62	76.54%	81
7020034					
Poll Place	0		0		0
Vote by Mail	0		0		0
Mail Ballot	10	31.25%	22	68.75%	32
Total	10	31.25%	22	68.75%	32
7020036					
Poll Place	0		0		0
Vote by Mail	0		0		0
Mail Ballot	91	58.33%	65	41.67%	156
Total	91	58.33%	65	41.67%	156

Precinct	Registered Voters
7020110	
Poll Place	248
Vote by Mail	248
Mail Ballot	248
Total	248
7020143	
Poll Place	1
Vote by Mail	1
Mail Ballot	1
Total	1
7020175	
Poll Place	59
Vote by Mail	59
Mail Ballot	59
Total	59
7020176	
Poll Place	0
Vote by Mail	0
Mail Ballot	0
Total	0
7020250	
Poll Place	287
Vote by Mail	287
Mail Ballot	287
Total	287
7020264	
Poll Place	1
Vote by Mail	1
Mail Ballot	1
Total	1

Precinct	Yes		No		Total Votes
7020110					
Poll Place	0		0		0
Vote by Mail	0		0		0
Mail Ballot	64	30.77%	144	69.23%	208
Total	64	30.77%	144	69.23%	208
7020143					
Poll Place	0		0		0
Vote by Mail	0		0		0
Mail Ballot	0		0		0
Total	0		0		0
7020175					
Poll Place	0		0		0
Vote by Mail	0		0		0
Mail Ballot	10	21.28%	37	78.72%	47
Total	10	21.28%	37	78.72%	47
7020176					
Poll Place	0		0		0
Vote by Mail	0		0		0
Mail Ballot	0		0		0
Total	0		0		0
7020250					
Poll Place	0		0		0
Vote by Mail	0		0		0
Mail Ballot	85	42.71%	114	57.29%	199
Total	85	42.71%	114	57.29%	199
7020264					
Poll Place	0		0		0
Vote by Mail	0		0		0
Mail Ballot	0	0.00%	1	100.00%	1
Total	0	0.00%	1	100.00%	1

Precinct	Registered Voters
7020266	
Poll Place	320
Vote by Mail	320
Mail Ballot	320
Total	320
7020267	
Poll Place	9
Vote by Mail	9
Mail Ballot	9
Total	9
7020281	
Poll Place	22
Vote by Mail	22
Mail Ballot	22
Total	22
7021136	
Poll Place	0
Vote by Mail	0
Mail Ballot	0
Total	0
7021138	
Poll Place	38
Vote by Mail	38
Mail Ballot	38
Total	38
7021139	
Poll Place	111
Vote by Mail	111
Mail Ballot	111
Total	111

Precinct	Yes		No		Total Votes
7020266					
Poll Place	0		0		0
Vote by Mail	0		0		0
Mail Ballot	73	40.56%	107	59.44%	180
Total	73	40.56%	107	59.44%	180
7020267					
Poll Place	0		0		0
Vote by Mail	0		0		0
Mail Ballot	5	62.50%	3	37.50%	8
Total	5	62.50%	3	37.50%	8
7020281					
Poll Place	0		0		0
Vote by Mail	0		0		0
Mail Ballot	9	52.94%	8	47.06%	17
Total	9	52.94%	8	47.06%	17
7021136					
Poll Place	0		0		0
Vote by Mail	0		0		0
Mail Ballot	0		0		0
Total	0		0		0
7021138					
Poll Place	0		0		0
Vote by Mail	0		0		0
Mail Ballot	11	64.71%	6	35.29%	17
Total	11	64.71%	6	35.29%	17
7021139					
Poll Place	0		0		0
Vote by Mail	0		0		0
Mail Ballot	17	17.17%	82	82.83%	99
Total	17	17.17%	82	82.83%	99

Precinct	Registered Voters
7021222	
Poll Place	16
Vote by Mail	16
Mail Ballot	16
Total	16
7021230	
Poll Place	0
Vote by Mail	0
Mail Ballot	0
Total	0
7021231	
Poll Place	16
Vote by Mail	16
Mail Ballot	16
Total	16
7021235	
Poll Place	147
Vote by Mail	147
Mail Ballot	147
Total	147
7021257	
Poll Place	42
Vote by Mail	42
Mail Ballot	42
Total	42
7021261	
Poll Place	64
Vote by Mail	64
Mail Ballot	64
Total	64

Precinct	Yes		No		Total Votes
7021222					
Poll Place	0		0		0
Vote by Mail	0		0		0
Mail Ballot	3	30.00%	7	70.00%	10
Total	3	30.00%	7	70.00%	10
7021230					
Poll Place	0		0		0
Vote by Mail	0		0		0
Mail Ballot	0		0		0
Total	0		0		0
7021231					
Poll Place	0		0		0
Vote by Mail	0		0		0
Mail Ballot	4	26.67%	11	73.33%	15
Total	4	26.67%	11	73.33%	15
7021235					
Poll Place	0		0		0
Vote by Mail	0		0		0
Mail Ballot	41	39.81%	62	60.19%	103
Total	41	39.81%	62	60.19%	103
7021257					
Poll Place	0		0		0
Vote by Mail	0		0		0
Mail Ballot	5	21.74%	18	78.26%	23
Total	5	21.74%	18	78.26%	23
7021261					
Poll Place	0		0		0
Vote by Mail	0		0		0
Mail Ballot	20	42.55%	27	57.45%	47
Total	20	42.55%	27	57.45%	47

Precinct	Registered Voters
7021276	
Poll Place	0
Vote by Mail	0
Mail Ballot	0
Total	0
7021279	
Poll Place	50
Vote by Mail	50
Mail Ballot	50
Total	50
7021301	
Poll Place	136
Vote by Mail	136
Mail Ballot	136
Total	136
7021304	
Poll Place	114
Vote by Mail	114
Mail Ballot	114
Total	114
7021381	
Poll Place	0
Vote by Mail	0
Mail Ballot	0
Total	0
7021387	
Poll Place	127
Vote by Mail	127
Mail Ballot	127
Total	127

Precinct	Yes		No		Total Votes
7021276					
Poll Place	0		0		0
Vote by Mail	0		0		0
Mail Ballot	0		0		0
Total	0		0		0
7021279					
Poll Place	0		0		0
Vote by Mail	0		0		0
Mail Ballot	13	36.11%	23	63.89%	36
Total	13	36.11%	23	63.89%	36
7021301					
Poll Place	0		0		0
Vote by Mail	0		0		0
Mail Ballot	27	27.55%	71	72.45%	98
Total	27	27.55%	71	72.45%	98
7021304					
Poll Place	0		0		0
Vote by Mail	0		0		0
Mail Ballot	28	38.89%	44	61.11%	72
Total	28	38.89%	44	61.11%	72
7021381					
Poll Place	0		0		0
Vote by Mail	0		0		0
Mail Ballot	0		0		0
Total	0		0		0
7021387					
Poll Place	0		0		0
Vote by Mail	0		0		0
Mail Ballot	22	23.40%	72	76.60%	94
Total	22	23.40%	72	76.60%	94

Precinct	Registered Voters
7021477	
Poll Place	97
Vote by Mail	97
Mail Ballot	97
Total	97
7021493	
Poll Place	0
Vote by Mail	0
Mail Ballot	0
Total	0
7021494	
Poll Place	0
Vote by Mail	0
Mail Ballot	0
Total	0
7021501	
Poll Place	19
Vote by Mail	19
Mail Ballot	19
Total	19
7021514	
Poll Place	255
Vote by Mail	255
Mail Ballot	255
Total	255
7021527	
Poll Place	159
Vote by Mail	159
Mail Ballot	159
Total	159

Precinct	Yes		No		Total Votes
7021477					
Poll Place	0		0		0
Vote by Mail	0		0		0
Mail Ballot	16	20.78%	61	79.22%	77
Total	16	20.78%	61	79.22%	77
7021493					
Poll Place	0		0		0
Vote by Mail	0		0		0
Mail Ballot	0		0		0
Total	0		0		0
7021494					
Poll Place	0		0		0
Vote by Mail	0		0		0
Mail Ballot	0		0		0
Total	0		0		0
7021501					
Poll Place	0		0		0
Vote by Mail	0		0		0
Mail Ballot	5	33.33%	10	66.67%	15
Total	5	33.33%	10	66.67%	15
7021514					
Poll Place	0		0		0
Vote by Mail	0		0		0
Mail Ballot	35	17.59%	164	82.41%	199
Total	35	17.59%	164	82.41%	199
7021527					
Poll Place	0		0		0
Vote by Mail	0		0		0
Mail Ballot	27	26.47%	75	73.53%	102
Total	27	26.47%	75	73.53%	102

Precinct	Registered Voters
7021637	
Poll Place	8
Vote by Mail	8
Mail Ballot	8
Total	8
7021717	
Poll Place	8
Vote by Mail	8
Mail Ballot	8
Total	8
7021752	
Poll Place	65
Vote by Mail	65
Mail Ballot	65
Total	65
7021879	
Poll Place	0
Vote by Mail	0
Mail Ballot	0
Total	0
7021905	
Poll Place	2
Vote by Mail	2
Mail Ballot	2
Total	2
7021923	
Poll Place	123
Vote by Mail	123
Mail Ballot	123
Total	123

Precinct	Yes		No		Total Votes
7021637					
Poll Place	0		0		0
Vote by Mail	0		0		0
Mail Ballot	4	50.00%	4	50.00%	8
Total	4	50.00%	4	50.00%	8
7021717					
Poll Place	0		0		0
Vote by Mail	0		0		0
Mail Ballot	3	42.86%	4	57.14%	7
Total	3	42.86%	4	57.14%	7
7021752					
Poll Place	0		0		0
Vote by Mail	0		0		0
Mail Ballot	18	62.07%	11	37.93%	29
Total	18	62.07%	11	37.93%	29
7021879					
Poll Place	0		0		0
Vote by Mail	0		0		0
Mail Ballot	0		0		0
Total	0		0		0
7021905					
Poll Place	0		0		0
Vote by Mail	0		0		0
Mail Ballot	0	0.00%	1	100.00%	1
Total	0	0.00%	1	100.00%	1
7021923					
Poll Place	0		0		0
Vote by Mail	0		0		0
Mail Ballot	34	35.42%	62	64.58%	96
Total	34	35.42%	62	64.58%	96

Precinct	Registered Voters
7021924	
Poll Place	227
Vote by Mail	227
Mail Ballot	227
Total	227
7021925	
Poll Place	177
Vote by Mail	177
Mail Ballot	177
Total	177
7021927	
Poll Place	0
Vote by Mail	0
Mail Ballot	0
Total	0
7022001	
Poll Place	47
Vote by Mail	47
Mail Ballot	47
Total	47
7022205	
Poll Place	254
Vote by Mail	254
Mail Ballot	254
Total	254
7022007	
Poll Place	121
Vote by Mail	121
Mail Ballot	121
Total	121

Precinct	Yes		No		Total Votes
7021924					
Poll Place	0		0		0
Vote by Mail	0		0		0
Mail Ballot	35	19.34%	146	80.66%	181
Total	35	19.34%	146	80.66%	181
7021925					
Poll Place	0		0		0
Vote by Mail	0		0		0
Mail Ballot	45	31.47%	98	68.53%	143
Total	45	31.47%	98	68.53%	143
7021927					
Poll Place	0		0		0
Vote by Mail	0		0		0
Mail Ballot	0		0		0
Total	0		0		0
7022001					
Poll Place	0		0		0
Vote by Mail	0		0		0
Mail Ballot	13	68.42%	6	31.58%	19
Total	13	68.42%	6	31.58%	19
7022205					
Poll Place	0		0		0
Vote by Mail	0		0		0
Mail Ballot	65	30.09%	151	69.91%	216
Total	65	30.09%	151	69.91%	216
7022007					
Poll Place	0		0		0
Vote by Mail	0		0		0
Mail Ballot	38	49.35%	39	50.65%	77
Total	38	49.35%	39	50.65%	77

Precinct	Registered Voters
7022013	
Poll Place	119
Vote by Mail	119
Mail Ballot	119
Total	119
7022014	
Poll Place	355
Vote by Mail	355
Mail Ballot	355
Total	355
7022015	
Poll Place	500
Vote by Mail	500
Mail Ballot	500
Total	500
7022019	
Poll Place	273
Vote by Mail	273
Mail Ballot	273
Total	273
7022022	
Poll Place	9
Vote by Mail	9
Mail Ballot	9
Total	9
7022025	
Poll Place	0
Vote by Mail	0
Mail Ballot	0
Total	0

Precinct	Yes		No		Total Votes
7022013					
Poll Place	0		0		0
Vote by Mail	0		0		0
Mail Ballot	34	52.31%	31	47.69%	65
Total	34	52.31%	31	47.69%	65
7022014					
Poll Place	0		0		0
Vote by Mail	0		0		0
Mail Ballot	109	38.11%	177	61.89%	286
Total	109	38.11%	177	61.89%	286
7022015					
Poll Place	0		0		0
Vote by Mail	0		0		0
Mail Ballot	150	39.37%	231	60.63%	381
Total	150	39.37%	231	60.63%	381
7022019					
Poll Place	0		0		0
Vote by Mail	0		0		0
Mail Ballot	92	59.74%	62	40.26%	154
Total	92	59.74%	62	40.26%	154
7022022					
Poll Place	0		0		0
Vote by Mail	0		0		0
Mail Ballot	1	14.29%	6	85.71%	7
Total	1	14.29%	6	85.71%	7
7022025					
Poll Place	0		0		0
Vote by Mail	0		0		0
Mail Ballot	0		0		0
Total	0		0		0

Precinct	Registered Voters
7022028	
Poll Place	160
Vote by Mail	160
Mail Ballot	160
Total	160
7022029	
Poll Place	193
Vote by Mail	193
Mail Ballot	193
Total	193
7022217	
Poll Place	0
Vote by Mail	0
Mail Ballot	0
Total	0
7022227	
Poll Place	0
Vote by Mail	0
Mail Ballot	0
Total	0
7022234	
Poll Place	22
Vote by Mail	22
Mail Ballot	22
Total	22
7022283	
Poll Place	172
Vote by Mail	172
Mail Ballot	172
Total	172

Precinct	Yes		No		Total Votes
7022028					
Poll Place	0		0		0
Vote by Mail	0		0		0
Mail Ballot	41	40.59%	60	59.41%	101
Total	41	40.59%	60	59.41%	101
7022029					
Poll Place	0		0		0
Vote by Mail	0		0		0
Mail Ballot	57	45.60%	68	54.40%	125
Total	57	45.60%	68	54.40%	125
7022217					
Poll Place	0		0		0
Vote by Mail	0		0		0
Mail Ballot	0		0		0
Total	0		0		0
7022227					
Poll Place	0		0		0
Vote by Mail	0		0		0
Mail Ballot	0		0		0
Total	0		0		0
7022234					
Poll Place	0		0		0
Vote by Mail	0		0		0
Mail Ballot	1	6.25%	15	93.75%	16
Total	1	6.25%	15	93.75%	16
7022283					
Poll Place	0		0		0
Vote by Mail	0		0		0
Mail Ballot	35	35.00%	65	65.00%	100
Total	35	35.00%	65	65.00%	100

Precinct	Registered Voters
7022421	
Poll Place	43
Vote by Mail	43
Mail Ballot	43
Total	43
7022454	
Poll Place	247
Vote by Mail	247
Mail Ballot	247
Total	247
7022456	
Poll Place	2
Vote by Mail	2
Mail Ballot	2
Total	2
7022473	
Poll Place	1
Vote by Mail	1
Mail Ballot	1
Total	1
7022600	
Poll Place	15
Vote by Mail	15
Mail Ballot	15
Total	15
7022658	
Poll Place	8
Vote by Mail	8
Mail Ballot	8
Total	8

Precinct	Yes		No		Total Votes
7022421					
Poll Place	0		0		0
Vote by Mail	0		0		0
Mail Ballot	12	54.55%	10	45.45%	22
Total	12	54.55%	10	45.45%	22
7022454					
Poll Place	0		0		0
Vote by Mail	0		0		0
Mail Ballot	63	41.45%	89	58.55%	152
Total	63	41.45%	89	58.55%	152
7022456					
Poll Place	0		0		0
Vote by Mail	0		0		0
Mail Ballot	2	100.00%	0	0.00%	2
Total	2	100.00%	0	0.00%	2
7022473					
Poll Place	0		0		0
Vote by Mail	0		0		0
Mail Ballot	0	0.00%	1	100.00%	1
Total	0	0.00%	1	100.00%	1
7022600					
Poll Place	0		0		0
Vote by Mail	0		0		0
Mail Ballot	6	46.15%	7	53.85%	13
Total	6	46.15%	7	53.85%	13
7022658					
Poll Place	0		0		0
Vote by Mail	0		0		0
Mail Ballot	2	33.33%	4	66.67%	6
Total	2	33.33%	4	66.67%	6

Precinct	Registered Voters
7022768	
Poll Place	0
Vote by Mail	0
Mail Ballot	0
Total	0
7022791	
Poll Place	100
Vote by Mail	100
Mail Ballot	100
Total	100
7022793	
Poll Place	96
Vote by Mail	96
Mail Ballot	96
Total	96
7022803	
Poll Place	42
Vote by Mail	42
Mail Ballot	42
Total	42
7022805	
Poll Place	158
Vote by Mail	158
Mail Ballot	158
Total	158
7023016	
Poll Place	0
Vote by Mail	0
Mail Ballot	0
Total	0

Precinct	Yes		No		Total Votes
7022768					
Poll Place	0		0		0
Vote by Mail	0		0		0
Mail Ballot	0		0		0
Total	0		0		0
7022791					
Poll Place	0		0		0
Vote by Mail	0		0		0
Mail Ballot	21	28.77%	52	71.23%	73
Total	21	28.77%	52	71.23%	73
7022793					
Poll Place	0		0		0
Vote by Mail	0		0		0
Mail Ballot	11	15.49%	60	84.51%	71
Total	11	15.49%	60	84.51%	71
7022803					
Poll Place	0		0		0
Vote by Mail	0		0		0
Mail Ballot	9	81.82%	2	18.18%	11
Total	9	81.82%	2	18.18%	11
7022805					
Poll Place	0		0		0
Vote by Mail	0		0		0
Mail Ballot	44	38.60%	70	61.40%	114
Total	44	38.60%	70	61.40%	114
7023016					
Poll Place	0		0		0
Vote by Mail	0		0		0
Mail Ballot	0		0		0
Total	0		0		0

Precinct	Registered Voters
7023018	
Poll Place	0
Vote by Mail	0
Mail Ballot	0
Total	0
7023019	
Poll Place	0
Vote by Mail	0
Mail Ballot	0
Total	0
7023024	
Poll Place	138
Vote by Mail	138
Mail Ballot	138
Total	138
7023037	
Poll Place	40
Vote by Mail	40
Mail Ballot	40
Total	40
7023082	
Poll Place	194
Vote by Mail	194
Mail Ballot	194
Total	194
7023084	
Poll Place	0
Vote by Mail	0
Mail Ballot	0
Total	0

Precinct	Yes		No		Total Votes
7023018					
Poll Place	0		0		0
Vote by Mail	0		0		0
Mail Ballot	0		0		0
Total	0		0		0
7023019					
Poll Place	0		0		0
Vote by Mail	0		0		0
Mail Ballot	0		0		0
Total	0		0		0
7023024					
Poll Place	0		0		0
Vote by Mail	0		0		0
Mail Ballot	31	32.98%	63	67.02%	94
Total	31	32.98%	63	67.02%	94
7023037					
Poll Place	0		0		0
Vote by Mail	0		0		0
Mail Ballot	4	17.39%	19	82.61%	23
Total	4	17.39%	19	82.61%	23
7023082					
Poll Place	0		0		0
Vote by Mail	0		0		0
Mail Ballot	30	23.81%	96	76.19%	126
Total	30	23.81%	96	76.19%	126
7023084					
Poll Place	0		0		0
Vote by Mail	0		0		0
Mail Ballot	0		0		0
Total	0		0		0

Precinct	Registered Voters
7023148	
Poll Place	12
Vote by Mail	12
Mail Ballot	12
Total	12
7023198	
Poll Place	15
Vote by Mail	15
Mail Ballot	15
Total	15
7023201	
Poll Place	4
Vote by Mail	4
Mail Ballot	4
Total	4
7023221	
Poll Place	0
Vote by Mail	0
Mail Ballot	0
Total	0
7023303	
Poll Place	0
Vote by Mail	0
Mail Ballot	0
Total	0
7023395	
Poll Place	0
Vote by Mail	0
Mail Ballot	0
Total	0

Precinct	Yes		No		Total Votes
7023148					
Poll Place	0		0		0
Vote by Mail	0		0		0
Mail Ballot	3	25.00%	9	75.00%	12
Total	3	25.00%	9	75.00%	12
7023198					
Poll Place	0		0		0
Vote by Mail	0		0		0
Mail Ballot	5	45.45%	6	54.55%	11
Total	5	45.45%	6	54.55%	11
7023201					
Poll Place	0		0		0
Vote by Mail	0		0		0
Mail Ballot	0	0.00%	2	100.00%	2
Total	0	0.00%	2	100.00%	2
7023221					
Poll Place	0		0		0
Vote by Mail	0		0		0
Mail Ballot	0		0		0
Total	0		0		0
7023303					
Poll Place	0		0		0
Vote by Mail	0		0		0
Mail Ballot	0		0		0
Total	0		0		0
7023395					
Poll Place	0		0		0
Vote by Mail	0		0		0
Mail Ballot	0		0		0
Total	0		0		0

Precinct	Registered Voters
7023469	
Poll Place	1
Vote by Mail	1
Mail Ballot	1
Total	1
7023470	
Poll Place	333
Vote by Mail	333
Mail Ballot	333
Total	333
7023476	
Poll Place	256
Vote by Mail	256
Mail Ballot	256
Total	256
7023500	
Poll Place	206
Vote by Mail	206
Mail Ballot	206
Total	206
7023505	
Poll Place	2
Vote by Mail	2
Mail Ballot	2
Total	2
7023590	
Poll Place	0
Vote by Mail	0
Mail Ballot	0
Total	0

Precinct	Yes		No		Total Votes
7023469					
Poll Place	0		0		0
Vote by Mail	0		0		0
Mail Ballot	0		0		0
Total	0		0		0
7023470					
Poll Place	0		0		0
Vote by Mail	0		0		0
Mail Ballot	80	51.61%	75	48.39%	155
Total	80	51.61%	75	48.39%	155
7023476					
Poll Place	0		0		0
Vote by Mail	0		0		0
Mail Ballot	52	22.81%	176	77.19%	228
Total	52	22.81%	176	77.19%	228
7023500					
Poll Place	0		0		0
Vote by Mail	0		0		0
Mail Ballot	36	20.69%	138	79.31%	174
Total	36	20.69%	138	79.31%	174
7023505					
Poll Place	0		0		0
Vote by Mail	0		0		0
Mail Ballot	0		0		0
Total	0		0		0
7023590					
Poll Place	0		0		0
Vote by Mail	0		0		0
Mail Ballot	0		0		0
Total	0		0		0

Precinct	Registered Voters
7023604	
Poll Place	0
Vote by Mail	0
Mail Ballot	0
Total	0
7023606	
Poll Place	0
Vote by Mail	0
Mail Ballot	0
Total	0
7023610	
Poll Place	233
Vote by Mail	233
Mail Ballot	233
Total	233
7023766	
Poll Place	1
Vote by Mail	1
Mail Ballot	1
Total	1
7025274	
Poll Place	0
Vote by Mail	0
Mail Ballot	0
Total	0
7025275	
Poll Place	0
Vote by Mail	0
Mail Ballot	0
Total	0

Precinct	Yes	No	Total Votes
7023604			
Poll Place	0	0	0
Vote by Mail	0	0	0
Mail Ballot	0	0	0
Total	0	0	0
7023606			
Poll Place	0	0	0
Vote by Mail	0	0	0
Mail Ballot	0	0	0
Total	0	0	0
7023610			
Poll Place	0	0	0
Vote by Mail	0	0	0
Mail Ballot	49 29.17%	119 70.83%	168
Total	49 29.17%	119 70.83%	168
7023766			
Poll Place	0	0	0
Vote by Mail	0	0	0
Mail Ballot	0 0.00%	1 100.00%	1
Total	0 0.00%	1 100.00%	1
7025274			
Poll Place	0	0	0
Vote by Mail	0	0	0
Mail Ballot	0	0	0
Total	0	0	0
7025275			
Poll Place	0	0	0
Vote by Mail	0	0	0
Mail Ballot	0	0	0
Total	0	0	0

Precinct	Registered Voters
7025276	
Poll Place	0
Vote by Mail	0
Mail Ballot	0
Total	0
7025277	
Poll Place	0
Vote by Mail	0
Mail Ballot	0
Total	0
7025278	
Poll Place	0
Vote by Mail	0
Mail Ballot	0
Total	0
7025280	
Poll Place	174
Vote by Mail	174
Mail Ballot	174
Total	174
7030083	
Poll Place	262
Vote by Mail	262
Mail Ballot	262
Total	262
7030303	
Poll Place	294
Vote by Mail	294
Mail Ballot	294
Total	294

Precinct	Yes		No		Total Votes
7025276					
Poll Place	0		0		0
Vote by Mail	0		0		0
Mail Ballot	0		0		0
Total	0		0		0
7025277					
Poll Place	0		0		0
Vote by Mail	0		0		0
Mail Ballot	0		0		0
Total	0		0		0
7025278					
Poll Place	0		0		0
Vote by Mail	0		0		0
Mail Ballot	0		0		0
Total	0		0		0
7025280					
Poll Place	0		0		0
Vote by Mail	0		0		0
Mail Ballot	65	48.51%	69	51.49%	134
Total	65	48.51%	69	51.49%	134
7030083					
Poll Place	0		0		0
Vote by Mail	0		0		0
Mail Ballot	46	24.60%	141	75.40%	187
Total	46	24.60%	141	75.40%	187
7030303					
Poll Place	0		0		0
Vote by Mail	0		0		0
Mail Ballot	72	30.64%	163	69.36%	235
Total	72	30.64%	163	69.36%	235

Precinct	Registered Voters
7030324	
Poll Place	173
Vote by Mail	173
Mail Ballot	173
Total	173
7030327	
Poll Place	44
Vote by Mail	44
Mail Ballot	44
Total	44
7030329	
Poll Place	0
Vote by Mail	0
Mail Ballot	0
Total	0
7030330	
Poll Place	140
Vote by Mail	140
Mail Ballot	140
Total	140
7030331	
Poll Place	95
Vote by Mail	95
Mail Ballot	95
Total	95
7030336	
Poll Place	0
Vote by Mail	0
Mail Ballot	0
Total	0

Precinct	Yes		No		Total Votes
7030324					
Poll Place	0		0		0
Vote by Mail	0		0		0
Mail Ballot	52	61.90%	32	38.10%	84
Total	52	61.90%	32	38.10%	84
7030327					
Poll Place	0		0		0
Vote by Mail	0		0		0
Mail Ballot	10	26.32%	28	73.68%	38
Total	10	26.32%	28	73.68%	38
7030329					
Poll Place	0		0		0
Vote by Mail	0		0		0
Mail Ballot	0		0		0
Total	0		0		0
7030330					
Poll Place	0		0		0
Vote by Mail	0		0		0
Mail Ballot	34	37.36%	57	62.64%	91
Total	34	37.36%	57	62.64%	91
7030331					
Poll Place	0		0		0
Vote by Mail	0		0		0
Mail Ballot	33	57.89%	24	42.11%	57
Total	33	57.89%	24	42.11%	57
7030336					
Poll Place	0		0		0
Vote by Mail	0		0		0
Mail Ballot	0		0		0
Total	0		0		0

Precinct	Registered Voters
7030343	
Poll Place	91
Vote by Mail	91
Mail Ballot	91
Total	91
7030344	
Poll Place	335
Vote by Mail	335
Mail Ballot	335
Total	335
7030357	
Poll Place	0
Vote by Mail	0
Mail Ballot	0
Total	0
7030371	
Poll Place	282
Vote by Mail	282
Mail Ballot	282
Total	282
7030372	
Poll Place	206
Vote by Mail	206
Mail Ballot	206
Total	206
7030395	
Poll Place	1
Vote by Mail	1
Mail Ballot	1
Total	1

Precinct	Yes		No		Total Votes
7030343					
Poll Place	0		0		0
Vote by Mail	0		0		0
Mail Ballot	22	50.00%	22	50.00%	44
Total	22	50.00%	22	50.00%	44
7030344					
Poll Place	0		0		0
Vote by Mail	0		0		0
Mail Ballot	110	61.45%	69	38.55%	179
Total	110	61.45%	69	38.55%	179
7030357					
Poll Place	0		0		0
Vote by Mail	0		0		0
Mail Ballot	0		0		0
Total	0		0		0
7030371					
Poll Place	0		0		0
Vote by Mail	0		0		0
Mail Ballot	92	54.76%	76	45.24%	168
Total	92	54.76%	76	45.24%	168
7030372					
Poll Place	0		0		0
Vote by Mail	0		0		0
Mail Ballot	25	13.97%	154	86.03%	179
Total	25	13.97%	154	86.03%	179
7030395					
Poll Place	0		0		0
Vote by Mail	0		0		0
Mail Ballot	1	100.00%	0	0.00%	1
Total	1	100.00%	0	0.00%	1

Precinct	Registered Voters
7031178	
Poll Place	0
Vote by Mail	0
Mail Ballot	0
Total	0
7031211	
Poll Place	46
Vote by Mail	46
Mail Ballot	46
Total	46
7031212	
Poll Place	253
Vote by Mail	253
Mail Ballot	253
Total	253
7031217	
Poll Place	89
Vote by Mail	89
Mail Ballot	89
Total	89
7031665	
Poll Place	247
Vote by Mail	247
Mail Ballot	247
Total	247
7031740	
Poll Place	127
Vote by Mail	127
Mail Ballot	127
Total	127

Precinct	Yes		No		Total Votes
7031178					
Poll Place	0		0		0
Vote by Mail	0		0		0
Mail Ballot	0		0		0
Total	0		0		0
7031211					
Poll Place	0		0		0
Vote by Mail	0		0		0
Mail Ballot	11	39.29%	17	60.71%	28
Total	11	39.29%	17	60.71%	28
7031212					
Poll Place	0		0		0
Vote by Mail	0		0		0
Mail Ballot	79	60.31%	52	39.69%	131
Total	79	60.31%	52	39.69%	131
7031217					
Poll Place	0		0		0
Vote by Mail	0		0		0
Mail Ballot	8	13.56%	51	86.44%	59
Total	8	13.56%	51	86.44%	59
7031665					
Poll Place	0		0		0
Vote by Mail	0		0		0
Mail Ballot	42	26.42%	117	73.58%	159
Total	42	26.42%	117	73.58%	159
7031740					
Poll Place	0		0		0
Vote by Mail	0		0		0
Mail Ballot	23	30.26%	53	69.74%	76
Total	23	30.26%	53	69.74%	76

Precinct	Registered Voters
7032213	
Poll Place	15
Vote by Mail	15
Mail Ballot	15
Total	15
7032239	
Poll Place	0
Vote by Mail	0
Mail Ballot	0
Total	0
7032253	
Poll Place	50
Vote by Mail	50
Mail Ballot	50
Total	50
7032381	
Poll Place	52
Vote by Mail	52
Mail Ballot	52
Total	52
7032386	
Poll Place	4
Vote by Mail	4
Mail Ballot	4
Total	4
7032387	
Poll Place	149
Vote by Mail	149
Mail Ballot	149
Total	149

Precinct	Yes		No		Total Votes
7032213					
Poll Place	0		0		0
Vote by Mail	0		0		0
Mail Ballot	1	9.09%	10	90.91%	11
Total	1	9.09%	10	90.91%	11
7032239					
Poll Place	0		0		0
Vote by Mail	0		0		0
Mail Ballot	0		0		0
Total	0		0		0
7032253					
Poll Place	0		0		0
Vote by Mail	0		0		0
Mail Ballot	16	59.26%	11	40.74%	27
Total	16	59.26%	11	40.74%	27
7032381					
Poll Place	0		0		0
Vote by Mail	0		0		0
Mail Ballot	13	39.39%	20	60.61%	33
Total	13	39.39%	20	60.61%	33
7032386					
Poll Place	0		0		0
Vote by Mail	0		0		0
Mail Ballot	1	50.00%	1	50.00%	2
Total	1	50.00%	1	50.00%	2
7032387					
Poll Place	0		0		0
Vote by Mail	0		0		0
Mail Ballot	45	51.72%	42	48.28%	87
Total	45	51.72%	42	48.28%	87

Precinct	Registered Voters
7032493	
Poll Place	0
Vote by Mail	0
Mail Ballot	0
Total	0
7032752	
Poll Place	80
Vote by Mail	80
Mail Ballot	80
Total	80
7033210	
Poll Place	306
Vote by Mail	306
Mail Ballot	306
Total	306
7033223	
Poll Place	198
Vote by Mail	198
Mail Ballot	198
Total	198
7033226	
Poll Place	225
Vote by Mail	225
Mail Ballot	225
Total	225
7033491	
Poll Place	256
Vote by Mail	256
Mail Ballot	256
Total	256

Precinct	Yes		No		Total Votes
7032493					
Poll Place	0		0		0
Vote by Mail	0		0		0
Mail Ballot	0		0		0
Total	0		0		0
7032752					
Poll Place	0		0		0
Vote by Mail	0		0		0
Mail Ballot	17	26.15%	48	73.85%	65
Total	17	26.15%	48	73.85%	65
7033210					
Poll Place	0		0		0
Vote by Mail	0		0		0
Mail Ballot	71	32.57%	147	67.43%	218
Total	71	32.57%	147	67.43%	218
7033223					
Poll Place	0		0		0
Vote by Mail	0		0		0
Mail Ballot	56	50.91%	54	49.09%	110
Total	56	50.91%	54	49.09%	110
7033226					
Poll Place	0		0		0
Vote by Mail	0		0		0
Mail Ballot	65	47.10%	73	52.90%	138
Total	65	47.10%	73	52.90%	138
7033491					
Poll Place	0		0		0
Vote by Mail	0		0		0
Mail Ballot	65	60.75%	42	39.25%	107
Total	65	60.75%	42	39.25%	107

Precinct	Registered Voters
7033499	
Poll Place	121
Vote by Mail	121
Mail Ballot	121
Total	121
7035600	
Poll Place	101
Vote by Mail	101
Mail Ballot	101
Total	101
7035639	
Poll Place	67
Vote by Mail	67
Mail Ballot	67
Total	67
7035662	
Poll Place	485
Vote by Mail	485
Mail Ballot	485
Total	485
7035663	
Poll Place	19
Vote by Mail	19
Mail Ballot	19
Total	19
7035670	
Poll Place	0
Vote by Mail	0
Mail Ballot	0
Total	0

Precinct	Yes		No		Total Votes
7033499					
Poll Place	0		0		0
Vote by Mail	0		0		0
Mail Ballot	22	34.92%	41	65.08%	63
Total	22	34.92%	41	65.08%	63
7035600					
Poll Place	0		0		0
Vote by Mail	0		0		0
Mail Ballot	38	45.78%	45	54.22%	83
Total	38	45.78%	45	54.22%	83
7035639					
Poll Place	0		0		0
Vote by Mail	0		0		0
Mail Ballot	16	25.81%	46	74.19%	62
Total	16	25.81%	46	74.19%	62
7035662					
Poll Place	0		0		0
Vote by Mail	0		0		0
Mail Ballot	114	30.48%	260	69.52%	374
Total	114	30.48%	260	69.52%	374
7035663					
Poll Place	0		0		0
Vote by Mail	0		0		0
Mail Ballot	4	33.33%	8	66.67%	12
Total	4	33.33%	8	66.67%	12
7035670					
Poll Place	0		0		0
Vote by Mail	0		0		0
Mail Ballot	0		0		0
Total	0		0		0

Precinct	Registered Voters
7035676	
Poll Place	2
Vote by Mail	2
Mail Ballot	2
Total	2
7035683	
Poll Place	0
Vote by Mail	0
Mail Ballot	0
Total	0
7035685	
Poll Place	38
Vote by Mail	38
Mail Ballot	38
Total	38
7035687	
Poll Place	0
Vote by Mail	0
Mail Ballot	0
Total	0
7035692	
Poll Place	0
Vote by Mail	0
Mail Ballot	0
Total	0
7040140	
Poll Place	34
Vote by Mail	34
Mail Ballot	34
Total	34

Precinct	Yes		No		Total Votes
7035676					
Poll Place	0		0		0
Vote by Mail	0		0		0
Mail Ballot	2	100.00%	0	0.00%	2
Total	2	100.00%	0	0.00%	2
7035683					
Poll Place	0		0		0
Vote by Mail	0		0		0
Mail Ballot	0		0		0
Total	0		0		0
7035685					
Poll Place	0		0		0
Vote by Mail	0		0		0
Mail Ballot	11	91.67%	1	8.33%	12
Total	11	91.67%	1	8.33%	12
7035687					
Poll Place	0		0		0
Vote by Mail	0		0		0
Mail Ballot	0		0		0
Total	0		0		0
7035692					
Poll Place	0		0		0
Vote by Mail	0		0		0
Mail Ballot	0		0		0
Total	0		0		0
7040140					
Poll Place	0		0		0
Vote by Mail	0		0		0
Mail Ballot	9	39.13%	14	60.87%	23
Total	9	39.13%	14	60.87%	23

Precinct	Registered Voters
7040141	
Poll Place	0
Vote by Mail	0
Mail Ballot	0
Total	0
7040142	
Poll Place	51
Vote by Mail	51
Mail Ballot	51
Total	51
7040144	
Poll Place	56
Vote by Mail	56
Mail Ballot	56
Total	56
7040413	
Poll Place	210
Vote by Mail	210
Mail Ballot	210
Total	210
7040437	
Poll Place	2
Vote by Mail	2
Mail Ballot	2
Total	2
7040438	
Poll Place	0
Vote by Mail	0
Mail Ballot	0
Total	0

Precinct	Yes		No		Total Votes
7040141					
Poll Place	0		0		0
Vote by Mail	0		0		0
Mail Ballot	0		0		0
Total	0		0		0
7040142					
Poll Place	0		0		0
Vote by Mail	0		0		0
Mail Ballot	12	34.29%	23	65.71%	35
Total	12	34.29%	23	65.71%	35
7040144					
Poll Place	0		0		0
Vote by Mail	0		0		0
Mail Ballot	17	38.64%	27	61.36%	44
Total	17	38.64%	27	61.36%	44
7040413					
Poll Place	0		0		0
Vote by Mail	0		0		0
Mail Ballot	44	23.53%	143	76.47%	187
Total	44	23.53%	143	76.47%	187
7040437					
Poll Place	0		0		0
Vote by Mail	0		0		0
Mail Ballot	0	0.00%	2	100.00%	2
Total	0	0.00%	2	100.00%	2
7040438					
Poll Place	0		0		0
Vote by Mail	0		0		0
Mail Ballot	0		0		0
Total	0		0		0

Precinct	Registered Voters
7040439	
Poll Place	257
Vote by Mail	257
Mail Ballot	257
Total	257
7040472	
Poll Place	453
Vote by Mail	453
Mail Ballot	453
Total	453
7040478	
Poll Place	489
Vote by Mail	489
Mail Ballot	489
Total	489
7040492	
Poll Place	0
Vote by Mail	0
Mail Ballot	0
Total	0
7041139	
Poll Place	22
Vote by Mail	22
Mail Ballot	22
Total	22
7041143	
Poll Place	66
Vote by Mail	66
Mail Ballot	66
Total	66

Precinct	Yes		No		Total Votes
7040439					
Poll Place	0		0		0
Vote by Mail	0		0		0
Mail Ballot	81	36.16%	143	63.84%	224
Total	81	36.16%	143	63.84%	224
7040472					
Poll Place	0		0		0
Vote by Mail	0		0		0
Mail Ballot	157	47.87%	171	52.13%	328
Total	157	47.87%	171	52.13%	328
7040478					
Poll Place	0		0		0
Vote by Mail	0		0		0
Mail Ballot	150	34.48%	285	65.52%	435
Total	150	34.48%	285	65.52%	435
7040492					
Poll Place	0		0		0
Vote by Mail	0		0		0
Mail Ballot	0		0		0
Total	0		0		0
7041139					
Poll Place	0		0		0
Vote by Mail	0		0		0
Mail Ballot	0	0.00%	18	100.00%	18
Total	0	0.00%	18	100.00%	18
7041143					
Poll Place	0		0		0
Vote by Mail	0		0		0
Mail Ballot	15	31.25%	33	68.75%	48
Total	15	31.25%	33	68.75%	48

Precinct	Registered Voters
7041149	
Poll Place	99
Vote by Mail	99
Mail Ballot	99
Total	99
7041160	
Poll Place	4
Vote by Mail	4
Mail Ballot	4
Total	4
7041241	
Poll Place	173
Vote by Mail	173
Mail Ballot	173
Total	173
7041476	
Poll Place	21
Vote by Mail	21
Mail Ballot	21
Total	21
7041495	
Poll Place	216
Vote by Mail	216
Mail Ballot	216
Total	216
7041496	
Poll Place	12
Vote by Mail	12
Mail Ballot	12
Total	12

Precinct	Yes		No		Total Votes
7041149					
Poll Place	0		0		0
Vote by Mail	0		0		0
Mail Ballot	19	32.20%	40	67.80%	59
Total	19	32.20%	40	67.80%	59
7041160					
Poll Place	0		0		0
Vote by Mail	0		0		0
Mail Ballot	0	0.00%	4	100.00%	4
Total	0	0.00%	4	100.00%	4
7041241					
Poll Place	0		0		0
Vote by Mail	0		0		0
Mail Ballot	28	22.58%	96	77.42%	124
Total	28	22.58%	96	77.42%	124
7041476					
Poll Place	0		0		0
Vote by Mail	0		0		0
Mail Ballot	2	12.50%	14	87.50%	16
Total	2	12.50%	14	87.50%	16
7041495					
Poll Place	0		0		0
Vote by Mail	0		0		0
Mail Ballot	69	38.33%	111	61.67%	180
Total	69	38.33%	111	61.67%	180
7041496					
Poll Place	0		0		0
Vote by Mail	0		0		0
Mail Ballot	2	22.22%	7	77.78%	9
Total	2	22.22%	7	77.78%	9

Precinct	Registered Voters
7041505	
Poll Place	86
Vote by Mail	86
Mail Ballot	86
Total	86
7041507	
Poll Place	0
Vote by Mail	0
Mail Ballot	0
Total	0
7041623	
Poll Place	21
Vote by Mail	21
Mail Ballot	21
Total	21
7041665	
Poll Place	76
Vote by Mail	76
Mail Ballot	76
Total	76
7041769	
Poll Place	240
Vote by Mail	240
Mail Ballot	240
Total	240
7041778	
Poll Place	0
Vote by Mail	0
Mail Ballot	0
Total	0

Precinct	Yes		No		Total Votes
7041505					
Poll Place	0		0		0
Vote by Mail	0		0		0
Mail Ballot	15	19.48%	62	80.52%	77
Total	15	19.48%	62	80.52%	77
7041507					
Poll Place	0		0		0
Vote by Mail	0		0		0
Mail Ballot	0		0		0
Total	0		0		0
7041623					
Poll Place	0		0		0
Vote by Mail	0		0		0
Mail Ballot	5	33.33%	10	66.67%	15
Total	5	33.33%	10	66.67%	15
7041665					
Poll Place	0		0		0
Vote by Mail	0		0		0
Mail Ballot	16	24.62%	49	75.38%	65
Total	16	24.62%	49	75.38%	65
7041769					
Poll Place	0		0		0
Vote by Mail	0		0		0
Mail Ballot	38	22.62%	130	77.38%	168
Total	38	22.62%	130	77.38%	168
7041778					
Poll Place	0		0		0
Vote by Mail	0		0		0
Mail Ballot	0		0		0
Total	0		0		0

Precinct	Registered Voters
7041815	
Poll Place	0
Vote by Mail	0
Mail Ballot	0
Total	0
7041914	
Poll Place	236
Vote by Mail	236
Mail Ballot	236
Total	236
7041930	
Poll Place	50
Vote by Mail	50
Mail Ballot	50
Total	50
7042223	
Poll Place	5
Vote by Mail	5
Mail Ballot	5
Total	5
7042265	
Poll Place	35
Vote by Mail	35
Mail Ballot	35
Total	35
7042427	
Poll Place	44
Vote by Mail	44
Mail Ballot	44
Total	44

Precinct	Yes		No		Total Votes
7041815					
Poll Place	0		0		0
Vote by Mail	0		0		0
Mail Ballot	0		0		0
Total	0		0		0
7041914					
Poll Place	0		0		0
Vote by Mail	0		0		0
Mail Ballot	42	21.11%	157	78.89%	199
Total	42	21.11%	157	78.89%	199
7041930					
Poll Place	0		0		0
Vote by Mail	0		0		0
Mail Ballot	7	18.92%	30	81.08%	37
Total	7	18.92%	30	81.08%	37
7042223					
Poll Place	0		0		0
Vote by Mail	0		0		0
Mail Ballot	0	0.00%	3	100.00%	3
Total	0	0.00%	3	100.00%	3
7042265					
Poll Place	0		0		0
Vote by Mail	0		0		0
Mail Ballot	9	37.50%	15	62.50%	24
Total	9	37.50%	15	62.50%	24
7042427					
Poll Place	0		0		0
Vote by Mail	0		0		0
Mail Ballot	13	46.43%	15	53.57%	28
Total	13	46.43%	15	53.57%	28

Precinct	Registered Voters
7042441	
Poll Place	0
Vote by Mail	0
Mail Ballot	0
Total	0
7042517	
Poll Place	6
Vote by Mail	6
Mail Ballot	6
Total	6
7042521	
Poll Place	32
Vote by Mail	32
Mail Ballot	32
Total	32
7042783	
Poll Place	0
Vote by Mail	0
Mail Ballot	0
Total	0
7042784	
Poll Place	2
Vote by Mail	2
Mail Ballot	2
Total	2
7042785	
Poll Place	0
Vote by Mail	0
Mail Ballot	0
Total	0

Precinct	Yes	No	Total Votes
7042441			
Poll Place	0	0	0
Vote by Mail	0	0	0
Mail Ballot	0	0	0
Total	0	0	0
7042517			
Poll Place	0	0	0
Vote by Mail	0	0	0
Mail Ballot	0 0.00%	4 100.00%	4
Total	0 0.00%	4 100.00%	4
7042521			
Poll Place	0	0	0
Vote by Mail	0	0	0
Mail Ballot	3 14.29%	18 85.71%	21
Total	3 14.29%	18 85.71%	21
7042783			
Poll Place	0	0	0
Vote by Mail	0	0	0
Mail Ballot	0	0	0
Total	0	0	0
7042784			
Poll Place	0	0	0
Vote by Mail	0	0	0
Mail Ballot	0 0.00%	2 100.00%	2
Total	0 0.00%	2 100.00%	2
7042785			
Poll Place	0	0	0
Vote by Mail	0	0	0
Mail Ballot	0	0	0
Total	0	0	0

Precinct	Registered Voters
7042789	
Poll Place	0
Vote by Mail	0
Mail Ballot	0
Total	0
7042910	
Poll Place	0
Vote by Mail	0
Mail Ballot	0
Total	0
7043044	
Poll Place	4
Vote by Mail	4
Mail Ballot	4
Total	4
7043063	
Poll Place	0
Vote by Mail	0
Mail Ballot	0
Total	0
7043101	
Poll Place	0
Vote by Mail	0
Mail Ballot	0
Total	0
7043295	
Poll Place	615
Vote by Mail	615
Mail Ballot	615
Total	615

Precinct	Yes		No		Total Votes
7042789					
Poll Place	0		0		0
Vote by Mail	0		0		0
Mail Ballot	0		0		0
Total	0		0		0
7042910					
Poll Place	0		0		0
Vote by Mail	0		0		0
Mail Ballot	0		0		0
Total	0		0		0
7043044					
Poll Place	0		0		0
Vote by Mail	0		0		0
Mail Ballot	1	50.00%	1	50.00%	2
Total	1	50.00%	1	50.00%	2
7043063					
Poll Place	0		0		0
Vote by Mail	0		0		0
Mail Ballot	0		0		0
Total	0		0		0
7043101					
Poll Place	0		0		0
Vote by Mail	0		0		0
Mail Ballot	0		0		0
Total	0		0		0
7043295					
Poll Place	0		0		0
Vote by Mail	0		0		0
Mail Ballot	126	32.73%	259	67.27%	385
Total	126	32.73%	259	67.27%	385

Precinct	Registered Voters
7043458	
Poll Place	0
Vote by Mail	0
Mail Ballot	0
Total	0
7043561	
Poll Place	227
Vote by Mail	227
Mail Ballot	227
Total	227
7043576	
Poll Place	0
Vote by Mail	0
Mail Ballot	0
Total	0
7044116	
Poll Place	18
Vote by Mail	18
Mail Ballot	18
Total	18
7044120	
Poll Place	314
Vote by Mail	314
Mail Ballot	314
Total	314
7044123	
Poll Place	683
Vote by Mail	683
Mail Ballot	683
Total	683

Precinct	Yes		No		Total Votes
7043458					
Poll Place	0		0		0
Vote by Mail	0		0		0
Mail Ballot	0		0		0
Total	0		0		0
7043561					
Poll Place	0		0		0
Vote by Mail	0		0		0
Mail Ballot	49	37.40%	82	62.60%	131
Total	49	37.40%	82	62.60%	131
7043576					
Poll Place	0		0		0
Vote by Mail	0		0		0
Mail Ballot	0		0		0
Total	0		0		0
7044116					
Poll Place	0		0		0
Vote by Mail	0		0		0
Mail Ballot	1	6.25%	15	93.75%	16
Total	1	6.25%	15	93.75%	16
7044120					
Poll Place	0		0		0
Vote by Mail	0		0		0
Mail Ballot	89	32.60%	184	67.40%	273
Total	89	32.60%	184	67.40%	273
7044123					
Poll Place	0		0		0
Vote by Mail	0		0		0
Mail Ballot	235	42.50%	318	57.50%	553
Total	235	42.50%	318	57.50%	553

Precinct	Registered Voters
7044133	
Poll Place	0
Vote by Mail	0
Mail Ballot	0
Total	0
7050025	
Poll Place	64
Vote by Mail	64
Mail Ballot	64
Total	64
7050030	
Poll Place	191
Vote by Mail	191
Mail Ballot	191
Total	191
7050032	
Poll Place	8
Vote by Mail	8
Mail Ballot	8
Total	8
7050212	
Poll Place	0
Vote by Mail	0
Mail Ballot	0
Total	0
7050220	
Poll Place	182
Vote by Mail	182
Mail Ballot	182
Total	182

Precinct	Yes		No		Total Votes
7044133					
Poll Place	0		0		0
Vote by Mail	0		0		0
Mail Ballot	0		0		0
Total	0		0		0
7050025					
Poll Place	0		0		0
Vote by Mail	0		0		0
Mail Ballot	11	28.95%	27	71.05%	38
Total	11	28.95%	27	71.05%	38
7050030					
Poll Place	0		0		0
Vote by Mail	0		0		0
Mail Ballot	53	55.21%	43	44.79%	96
Total	53	55.21%	43	44.79%	96
7050032					
Poll Place	0		0		0
Vote by Mail	0		0		0
Mail Ballot	1	100.00%	0	0.00%	1
Total	1	100.00%	0	0.00%	1
7050212					
Poll Place	0		0		0
Vote by Mail	0		0		0
Mail Ballot	0		0		0
Total	0		0		0
7050220					
Poll Place	0		0		0
Vote by Mail	0		0		0
Mail Ballot	43	55.13%	35	44.87%	78
Total	43	55.13%	35	44.87%	78

Precinct	Registered Voters
7050221	
Poll Place	251
Vote by Mail	251
Mail Ballot	251
Total	251
7050504	
Poll Place	57
Vote by Mail	57
Mail Ballot	57
Total	57
7050526	
Poll Place	0
Vote by Mail	0
Mail Ballot	0
Total	0
7050529	
Poll Place	2
Vote by Mail	2
Mail Ballot	2
Total	2
7050537	
Poll Place	276
Vote by Mail	276
Mail Ballot	276
Total	276
7050540	
Poll Place	81
Vote by Mail	81
Mail Ballot	81
Total	81

Precinct	Yes		No		Total Votes
7050221					
Poll Place	0		0		0
Vote by Mail	0		0		0
Mail Ballot	63	67.02%	31	32.98%	94
Total	63	67.02%	31	32.98%	94
7050504					
Poll Place	0		0		0
Vote by Mail	0		0		0
Mail Ballot	17	89.47%	2	10.53%	19
Total	17	89.47%	2	10.53%	19
7050526					
Poll Place	0		0		0
Vote by Mail	0		0		0
Mail Ballot	0		0		0
Total	0		0		0
7050529					
Poll Place	0		0		0
Vote by Mail	0		0		0
Mail Ballot	0		0		0
Total	0		0		0
7050537					
Poll Place	0		0		0
Vote by Mail	0		0		0
Mail Ballot	117	70.91%	48	29.09%	165
Total	117	70.91%	48	29.09%	165
7050540					
Poll Place	0		0		0
Vote by Mail	0		0		0
Mail Ballot	20	64.52%	11	35.48%	31
Total	20	64.52%	11	35.48%	31

Precinct	Registered Voters
7050542	
Poll Place	420
Vote by Mail	420
Mail Ballot	420
Total	420
7050546	
Poll Place	0
Vote by Mail	0
Mail Ballot	0
Total	0
7050551	
Poll Place	403
Vote by Mail	403
Mail Ballot	403
Total	403
7050557	
Poll Place	75
Vote by Mail	75
Mail Ballot	75
Total	75
7050561	
Poll Place	227
Vote by Mail	227
Mail Ballot	227
Total	227
7050563	
Poll Place	0
Vote by Mail	0
Mail Ballot	0
Total	0

Precinct	Yes		No		Total Votes
7050542					
Poll Place	0		0		0
Vote by Mail	0		0		0
Mail Ballot	138	58.23%	99	41.77%	237
Total	138	58.23%	99	41.77%	237
7050546					
Poll Place	0		0		0
Vote by Mail	0		0		0
Mail Ballot	0		0		0
Total	0		0		0
7050551					
Poll Place	0		0		0
Vote by Mail	0		0		0
Mail Ballot	133	57.08%	100	42.92%	233
Total	133	57.08%	100	42.92%	233
7050557					
Poll Place	0		0		0
Vote by Mail	0		0		0
Mail Ballot	28	66.67%	14	33.33%	42
Total	28	66.67%	14	33.33%	42
7050561					
Poll Place	0		0		0
Vote by Mail	0		0		0
Mail Ballot	78	60.47%	51	39.53%	129
Total	78	60.47%	51	39.53%	129
7050563					
Poll Place	0		0		0
Vote by Mail	0		0		0
Mail Ballot	0		0		0
Total	0		0		0

Precinct	Registered Voters
7050564	
Poll Place	0
Vote by Mail	0
Mail Ballot	0
Total	0
7050566	
Poll Place	0
Vote by Mail	0
Mail Ballot	0
Total	0
7050573	
Poll Place	0
Vote by Mail	0
Mail Ballot	0
Total	0
7050579	
Poll Place	139
Vote by Mail	139
Mail Ballot	139
Total	139
7050581	
Poll Place	234
Vote by Mail	234
Mail Ballot	234
Total	234
7050582	
Poll Place	29
Vote by Mail	29
Mail Ballot	29
Total	29

Precinct	Yes	No	Total Votes
7050564			
Poll Place	0	0	0
Vote by Mail	0	0	0
Mail Ballot	0	0	0
Total	0	0	0
7050566			
Poll Place	0	0	0
Vote by Mail	0	0	0
Mail Ballot	0	0	0
Total	0	0	0
7050573			
Poll Place	0	0	0
Vote by Mail	0	0	0
Mail Ballot	0	0	0
Total	0	0	0
7050579			
Poll Place	0	0	0
Vote by Mail	0	0	0
Mail Ballot	46 59.74%	31 40.26%	77
Total	46 59.74%	31 40.26%	77
7050581			
Poll Place	0	0	0
Vote by Mail	0	0	0
Mail Ballot	83 76.85%	25 23.15%	108
Total	83 76.85%	25 23.15%	108
7050582			
Poll Place	0	0	0
Vote by Mail	0	0	0
Mail Ballot	10 76.92%	3 23.08%	13
Total	10 76.92%	3 23.08%	13

Precinct	Registered Voters
7050597	
Poll Place	3
Vote by Mail	3
Mail Ballot	3
Total	3
7050702	
Poll Place	236
Vote by Mail	236
Mail Ballot	236
Total	236
7050707	
Poll Place	249
Vote by Mail	249
Mail Ballot	249
Total	249
7050712	
Poll Place	0
Vote by Mail	0
Mail Ballot	0
Total	0
7050713	
Poll Place	355
Vote by Mail	355
Mail Ballot	355
Total	355
7050726	
Poll Place	298
Vote by Mail	298
Mail Ballot	298
Total	298

Precinct	Yes		No		Total Votes
7050597					
Poll Place	0		0		0
Vote by Mail	0		0		0
Mail Ballot	0	0.00%	2	100.00%	2
Total	0	0.00%	2	100.00%	2
7050702					
Poll Place	0		0		0
Vote by Mail	0		0		0
Mail Ballot	82	60.29%	54	39.71%	136
Total	82	60.29%	54	39.71%	136
7050707					
Poll Place	0		0		0
Vote by Mail	0		0		0
Mail Ballot	85	59.03%	59	40.97%	144
Total	85	59.03%	59	40.97%	144
7050712					
Poll Place	0		0		0
Vote by Mail	0		0		0
Mail Ballot	0		0		0
Total	0		0		0
7050713					
Poll Place	0		0		0
Vote by Mail	0		0		0
Mail Ballot	119	54.34%	100	45.66%	219
Total	119	54.34%	100	45.66%	219
7050726					
Poll Place	0		0		0
Vote by Mail	0		0		0
Mail Ballot	94	45.19%	114	54.81%	208
Total	94	45.19%	114	54.81%	208

Precinct	Registered Voters
7050730	
Poll Place	8
Vote by Mail	8
Mail Ballot	8
Total	8
7050732	
Poll Place	74
Vote by Mail	74
Mail Ballot	74
Total	74
7050734	
Poll Place	161
Vote by Mail	161
Mail Ballot	161
Total	161
7050748	
Poll Place	111
Vote by Mail	111
Mail Ballot	111
Total	111
7050749	
Poll Place	141
Vote by Mail	141
Mail Ballot	141
Total	141
7050758	
Poll Place	4
Vote by Mail	4
Mail Ballot	4
Total	4

Precinct	Yes		No		Total Votes
7050730					
Poll Place	0		0		0
Vote by Mail	0		0		0
Mail Ballot	1	50.00%	1	50.00%	2
Total	1	50.00%	1	50.00%	2
7050732					
Poll Place	0		0		0
Vote by Mail	0		0		0
Mail Ballot	15	34.09%	29	65.91%	44
Total	15	34.09%	29	65.91%	44
7050734					
Poll Place	0		0		0
Vote by Mail	0		0		0
Mail Ballot	44	51.76%	41	48.24%	85
Total	44	51.76%	41	48.24%	85
7050748					
Poll Place	0		0		0
Vote by Mail	0		0		0
Mail Ballot	29	63.04%	17	36.96%	46
Total	29	63.04%	17	36.96%	46
7050749					
Poll Place	0		0		0
Vote by Mail	0		0		0
Mail Ballot	52	66.67%	26	33.33%	78
Total	52	66.67%	26	33.33%	78
7050758					
Poll Place	0		0		0
Vote by Mail	0		0		0
Mail Ballot	0	0.00%	4	100.00%	4
Total	0	0.00%	4	100.00%	4

Precinct	Registered Voters
7050759	
Poll Place	20
Vote by Mail	20
Mail Ballot	20
Total	20
7050760	
Poll Place	0
Vote by Mail	0
Mail Ballot	0
Total	0
7050764	
Poll Place	0
Vote by Mail	0
Mail Ballot	0
Total	0
7050769	
Poll Place	0
Vote by Mail	0
Mail Ballot	0
Total	0
7051188	
Poll Place	18
Vote by Mail	18
Mail Ballot	18
Total	18
7051233	
Poll Place	284
Vote by Mail	284
Mail Ballot	284
Total	284

Precinct	Yes		No		Total Votes
7050759					
Poll Place	0		0		0
Vote by Mail	0		0		0
Mail Ballot	4	28.57%	10	71.43%	14
Total	4	28.57%	10	71.43%	14
7050760					
Poll Place	0		0		0
Vote by Mail	0		0		0
Mail Ballot	0		0		0
Total	0		0		0
7050764					
Poll Place	0		0		0
Vote by Mail	0		0		0
Mail Ballot	0		0		0
Total	0		0		0
7050769					
Poll Place	0		0		0
Vote by Mail	0		0		0
Mail Ballot	0		0		0
Total	0		0		0
7051188					
Poll Place	0		0		0
Vote by Mail	0		0		0
Mail Ballot	4	57.14%	3	42.86%	7
Total	4	57.14%	3	42.86%	7
7051233					
Poll Place	0		0		0
Vote by Mail	0		0		0
Mail Ballot	76	45.24%	92	54.76%	168
Total	76	45.24%	92	54.76%	168

Precinct	Registered Voters
7051293	
Poll Place	177
Vote by Mail	177
Mail Ballot	177
Total	177
7051294	
Poll Place	63
Vote by Mail	63
Mail Ballot	63
Total	63
7051295	
Poll Place	15
Vote by Mail	15
Mail Ballot	15
Total	15
7051297	
Poll Place	209
Vote by Mail	209
Mail Ballot	209
Total	209
7051298	
Poll Place	289
Vote by Mail	289
Mail Ballot	289
Total	289
7051490	
Poll Place	7
Vote by Mail	7
Mail Ballot	7
Total	7

Precinct	Yes		No		Total Votes
7051293					
Poll Place	0		0		0
Vote by Mail	0		0		0
Mail Ballot	52	46.02%	61	53.98%	113
Total	52	46.02%	61	53.98%	113
7051294					
Poll Place	0		0		0
Vote by Mail	0		0		0
Mail Ballot	12	85.71%	2	14.29%	14
Total	12	85.71%	2	14.29%	14
7051295					
Poll Place	0		0		0
Vote by Mail	0		0		0
Mail Ballot	1	12.50%	7	87.50%	8
Total	1	12.50%	7	87.50%	8
7051297					
Poll Place	0		0		0
Vote by Mail	0		0		0
Mail Ballot	61	40.13%	91	59.87%	152
Total	61	40.13%	91	59.87%	152
7051298					
Poll Place	0		0		0
Vote by Mail	0		0		0
Mail Ballot	77	50.00%	77	50.00%	154
Total	77	50.00%	77	50.00%	154
7051490					
Poll Place	0		0		0
Vote by Mail	0		0		0
Mail Ballot	0	0.00%	3	100.00%	3
Total	0	0.00%	3	100.00%	3

Precinct	Registered Voters
7051494	
Poll Place	5
Vote by Mail	5
Mail Ballot	5
Total	5
7051679	
Poll Place	71
Vote by Mail	71
Mail Ballot	71
Total	71
7051704	
Poll Place	70
Vote by Mail	70
Mail Ballot	70
Total	70
7051739	
Poll Place	178
Vote by Mail	178
Mail Ballot	178
Total	178
7051751	
Poll Place	332
Vote by Mail	332
Mail Ballot	332
Total	332
7051779	
Poll Place	0
Vote by Mail	0
Mail Ballot	0
Total	0

Precinct	Yes		No		Total Votes
7051494					
Poll Place	0		0		0
Vote by Mail	0		0		0
Mail Ballot	0	0.00%	3	100.00%	3
Total	0	0.00%	3	100.00%	3
7051679					
Poll Place	0		0		0
Vote by Mail	0		0		0
Mail Ballot	13	65.00%	7	35.00%	20
Total	13	65.00%	7	35.00%	20
7051704					
Poll Place	0		0		0
Vote by Mail	0		0		0
Mail Ballot	19	51.35%	18	48.65%	37
Total	19	51.35%	18	48.65%	37
7051739					
Poll Place	0		0		0
Vote by Mail	0		0		0
Mail Ballot	36	31.58%	78	68.42%	114
Total	36	31.58%	78	68.42%	114
7051751					
Poll Place	0		0		0
Vote by Mail	0		0		0
Mail Ballot	80	45.20%	97	54.80%	177
Total	80	45.20%	97	54.80%	177
7051779					
Poll Place	0		0		0
Vote by Mail	0		0		0
Mail Ballot	0		0		0
Total	0		0		0

Precinct	Registered Voters
7051972	
Poll Place	7
Vote by Mail	7
Mail Ballot	7
Total	7
7052140	
Poll Place	203
Vote by Mail	203
Mail Ballot	203
Total	203
7052142	
Poll Place	9
Vote by Mail	9
Mail Ballot	9
Total	9
7052143	
Poll Place	139
Vote by Mail	139
Mail Ballot	139
Total	139
7052272	
Poll Place	14
Vote by Mail	14
Mail Ballot	14
Total	14
7052770	
Poll Place	178
Vote by Mail	178
Mail Ballot	178
Total	178

Precinct	Yes		No		Total Votes
7051972					
Poll Place	0		0		0
Vote by Mail	0		0		0
Mail Ballot	1	25.00%	3	75.00%	4
Total	1	25.00%	3	75.00%	4
7052140					
Poll Place	0		0		0
Vote by Mail	0		0		0
Mail Ballot	45	33.83%	88	66.17%	133
Total	45	33.83%	88	66.17%	133
7052142					
Poll Place	0		0		0
Vote by Mail	0		0		0
Mail Ballot	3	50.00%	3	50.00%	6
Total	3	50.00%	3	50.00%	6
7052143					
Poll Place	0		0		0
Vote by Mail	0		0		0
Mail Ballot	26	30.59%	59	69.41%	85
Total	26	30.59%	59	69.41%	85
7052272					
Poll Place	0		0		0
Vote by Mail	0		0		0
Mail Ballot	2	50.00%	2	50.00%	4
Total	2	50.00%	2	50.00%	4
7052770					
Poll Place	0		0		0
Vote by Mail	0		0		0
Mail Ballot	38	55.07%	31	44.93%	69
Total	38	55.07%	31	44.93%	69

Precinct	Registered Voters
7053012	
Poll Place	114
Vote by Mail	114
Mail Ballot	114
Total	114
7053449	
Poll Place	11
Vote by Mail	11
Mail Ballot	11
Total	11
7053495	
Poll Place	0
Vote by Mail	0
Mail Ballot	0
Total	0
7053752	
Poll Place	10
Vote by Mail	10
Mail Ballot	10
Total	10
7053765	
Poll Place	2
Vote by Mail	2
Mail Ballot	2
Total	2
Kern County - Total	425,526
Cumulative	
Cumulative	
Poll Place	0
Vote by Mail	0
Mail Ballot	0
Total	0

Precinct	Yes		No		Total Votes
7053012					
Poll Place	0		0		0
Vote by Mail	0		0		0
Mail Ballot	36	58.06%	26	41.94%	62
Total	36	58.06%	26	41.94%	62
7053449					
Poll Place	0		0		0
Vote by Mail	0		0		0
Mail Ballot	9	100.00%	0	0.00%	9
Total	9	100.00%	0	0.00%	9
7053495					
Poll Place	0		0		0
Vote by Mail	0		0		0
Mail Ballot	0		0		0
Total	0		0		0
7053752					
Poll Place	0		0		0
Vote by Mail	0		0		0
Mail Ballot	2	25.00%	6	75.00%	8
Total	2	25.00%	6	75.00%	8
7053765					
Poll Place	0		0		0
Vote by Mail	0		0		0
Mail Ballot	1	50.00%	1	50.00%	2
Total	1	50.00%	1	50.00%	2
Kern County - Total	123,203	40.88%	178,179	59.12%	301,382
Cumulative					
Cumulative					
Poll Place	0		0		0
Vote by Mail	0		0		0
Mail Ballot	0		0		0
Total	0		0		0

Precinct	Registered Voters
Cumulative - Total	0
County - Total	425,526

Precinct	Yes		No		Total Votes
Cumulative - Total	0		0		0
County - Total	123,203	40.88%	178,179	59.12%	301,382

PROPOSITION 18 (Vote for 1)

Precinct	Registered Voters
County	
Kern County	
0011155	
Poll Place	1,261
Vote by Mail	1,261
Mail Ballot	1,261
Total	1,261
0011190	
Poll Place	1,610
Vote by Mail	1,610
Mail Ballot	1,610
Total	1,610
0011195	
Poll Place	1,366
Vote by Mail	1,366
Mail Ballot	1,366
Total	1,366
0011530	
Poll Place	929
Vote by Mail	929
Mail Ballot	929
Total	929
0011540	
Poll Place	1,054
Vote by Mail	1,054
Mail Ballot	1,054
Total	1,054

Precinct	Yes		No		Total Votes
County					
Kern County					
0011155					
Poll Place	29	13.43%	187	86.57%	216
Vote by Mail	155	20.86%	588	79.14%	743
Mail Ballot	0		0		0
Total	184	19.19%	775	80.81%	959
0011190					
Poll Place	31	19.02%	132	80.98%	163
Vote by Mail	216	20.26%	850	79.74%	1,066
Mail Ballot	0		0		0
Total	247	20.10%	982	79.90%	1,229
0011195					
Poll Place	21	8.27%	233	91.73%	254
Vote by Mail	124	12.40%	876	87.60%	1,000
Mail Ballot	0		0		0
Total	145	11.56%	1,109	88.44%	1,254
0011530					
Poll Place	42	53.16%	37	46.84%	79
Vote by Mail	234	51.20%	223	48.80%	457
Mail Ballot	0		0		0
Total	276	51.49%	260	48.51%	536
0011540					
Poll Place	28	42.42%	38	57.58%	66
Vote by Mail	256	49.90%	257	50.10%	513
Mail Ballot	0		0		0
Total	284	49.05%	295	50.95%	579

Precinct	Registered Voters
0011546	
Poll Place	1,123
Vote by Mail	1,123
Mail Ballot	1,123
Total	1,123
0011548	
Poll Place	1,615
Vote by Mail	1,615
Mail Ballot	1,615
Total	1,615
0011550	
Poll Place	1,408
Vote by Mail	1,408
Mail Ballot	1,408
Total	1,408
0011552	
Poll Place	1,346
Vote by Mail	1,346
Mail Ballot	1,346
Total	1,346
0011554	
Poll Place	1,660
Vote by Mail	1,660
Mail Ballot	1,660
Total	1,660
0011557	
Poll Place	1,632
Vote by Mail	1,632
Mail Ballot	1,632
Total	1,632

Precinct	Yes		No		Total Votes
0011546					
Poll Place	37	41.57%	52	58.43%	89
Vote by Mail	226	40.14%	337	59.86%	563
Mail Ballot	0		0		0
Total	263	40.34%	389	59.66%	652
0011548					
Poll Place	34	32.38%	71	67.62%	105
Vote by Mail	422	39.51%	646	60.49%	1,068
Mail Ballot	0		0		0
Total	456	38.87%	717	61.13%	1,173
0011550					
Poll Place	27	32.93%	55	67.07%	82
Vote by Mail	374	43.95%	477	56.05%	851
Mail Ballot	0		0		0
Total	401	42.98%	532	57.02%	933
0011552					
Poll Place	54	49.54%	55	50.46%	109
Vote by Mail	295	41.32%	419	58.68%	714
Mail Ballot	0		0		0
Total	349	42.41%	474	57.59%	823
0011554					
Poll Place	65	48.15%	70	51.85%	135
Vote by Mail	398	50.00%	398	50.00%	796
Mail Ballot	0		0		0
Total	463	49.73%	468	50.27%	931
0011557					
Poll Place	50	42.74%	67	57.26%	117
Vote by Mail	404	48.97%	421	51.03%	825
Mail Ballot	0		0		0
Total	454	48.20%	488	51.80%	942

Precinct	Registered Voters
0011570	
Poll Place	1,087
Vote by Mail	1,087
Mail Ballot	1,087
Total	1,087
0011580	
Poll Place	1,070
Vote by Mail	1,070
Mail Ballot	1,070
Total	1,070
0011610	
Poll Place	882
Vote by Mail	882
Mail Ballot	882
Total	882
0011626	
Poll Place	1,859
Vote by Mail	1,859
Mail Ballot	1,859
Total	1,859
0011725	
Poll Place	1,209
Vote by Mail	1,209
Mail Ballot	1,209
Total	1,209
0011990	
Poll Place	836
Vote by Mail	836
Mail Ballot	836
Total	836

Precinct	Yes		No		Total Votes
0011570					
Poll Place	49	43.36%	64	56.64%	113
Vote by Mail	256	46.80%	291	53.20%	547
Mail Ballot	0		0		0
Total	305	46.21%	355	53.79%	660
0011580					
Poll Place	41	44.57%	51	55.43%	92
Vote by Mail	229	38.62%	364	61.38%	593
Mail Ballot	0		0		0
Total	270	39.42%	415	60.58%	685
0011610					
Poll Place	47	46.08%	55	53.92%	102
Vote by Mail	194	40.42%	286	59.58%	480
Mail Ballot	0		0		0
Total	241	41.41%	341	58.59%	582
0011626					
Poll Place	46	42.99%	61	57.01%	107
Vote by Mail	510	43.70%	657	56.30%	1,167
Mail Ballot	0		0		0
Total	556	43.64%	718	56.36%	1,274
0011725					
Poll Place	35	22.15%	123	77.85%	158
Vote by Mail	198	23.80%	634	76.20%	832
Mail Ballot	0		0		0
Total	233	23.54%	757	76.46%	990
0011990					
Poll Place	24	13.56%	153	86.44%	177
Vote by Mail	123	24.36%	382	75.64%	505
Mail Ballot	0		0		0
Total	147	21.55%	535	78.45%	682

Precinct	Registered Voters
0011991	
Poll Place	876
Vote by Mail	876
Mail Ballot	876
Total	876
0012171	
Poll Place	945
Vote by Mail	945
Mail Ballot	945
Total	945
0012173	
Poll Place	667
Vote by Mail	667
Mail Ballot	667
Total	667
0012505	
Poll Place	1,106
Vote by Mail	1,106
Mail Ballot	1,106
Total	1,106
0012591	
Poll Place	1,253
Vote by Mail	1,253
Mail Ballot	1,253
Total	1,253
0012592	
Poll Place	1,136
Vote by Mail	1,136
Mail Ballot	1,136
Total	1,136

Precinct	Yes		No		Total Votes
0011991					
Poll Place	18	8.74%	188	91.26%	206
Vote by Mail	106	21.37%	390	78.63%	496
Mail Ballot	0		0		0
Total	124	17.66%	578	82.34%	702
0012171					
Poll Place	18	16.22%	93	83.78%	111
Vote by Mail	103	18.76%	446	81.24%	549
Mail Ballot	0		0		0
Total	121	18.33%	539	81.67%	660
0012173					
Poll Place	17	12.88%	115	87.12%	132
Vote by Mail	74	18.73%	321	81.27%	395
Mail Ballot	0		0		0
Total	91	17.27%	436	82.73%	527
0012505					
Poll Place	26	15.95%	137	84.05%	163
Vote by Mail	128	17.49%	604	82.51%	732
Mail Ballot	0		0		0
Total	154	17.21%	741	82.79%	895
0012591					
Poll Place	76	44.97%	93	55.03%	169
Vote by Mail	261	45.87%	308	54.13%	569
Mail Ballot	0		0		0
Total	337	45.66%	401	54.34%	738
0012592					
Poll Place	34	34.34%	65	65.66%	99
Vote by Mail	231	40.96%	333	59.04%	564
Mail Ballot	0		0		0
Total	265	39.97%	398	60.03%	663

Precinct	Registered Voters
0012593	
Poll Place	1,820
Vote by Mail	1,820
Mail Ballot	1,820
Total	1,820
0012620	
Poll Place	1,480
Vote by Mail	1,480
Mail Ballot	1,480
Total	1,480
0012622	
Poll Place	1,303
Vote by Mail	1,303
Mail Ballot	1,303
Total	1,303
0012623	
Poll Place	1,824
Vote by Mail	1,824
Mail Ballot	1,824
Total	1,824
0012650	
Poll Place	1,338
Vote by Mail	1,338
Mail Ballot	1,338
Total	1,338
0012670	
Poll Place	1,586
Vote by Mail	1,586
Mail Ballot	1,586
Total	1,586

Precinct	Yes		No		Total Votes
0012593					
Poll Place	85	43.59%	110	56.41%	195
Vote by Mail	412	44.11%	522	55.89%	934
Mail Ballot	0		0		0
Total	497	44.02%	632	55.98%	1,129
0012620					
Poll Place	23	13.45%	148	86.55%	171
Vote by Mail	214	23.99%	678	76.01%	892
Mail Ballot	0		0		0
Total	237	22.30%	826	77.70%	1,063
0012622					
Poll Place	13	10.24%	114	89.76%	127
Vote by Mail	127	14.87%	727	85.13%	854
Mail Ballot	0		0		0
Total	140	14.27%	841	85.73%	981
0012623					
Poll Place	31	10.51%	264	89.49%	295
Vote by Mail	187	17.49%	882	82.51%	1,069
Mail Ballot	0		0		0
Total	218	15.98%	1,146	84.02%	1,364
0012650					
Poll Place	12	8.45%	130	91.55%	142
Vote by Mail	126	13.29%	822	86.71%	948
Mail Ballot	0		0		0
Total	138	12.66%	952	87.34%	1,090
0012670					
Poll Place	22	9.78%	203	90.22%	225
Vote by Mail	161	16.40%	821	83.60%	982
Mail Ballot	0		0		0
Total	183	15.16%	1,024	84.84%	1,207

Precinct	Registered Voters
0012709	
Poll Place	1,124
Vote by Mail	1,124
Mail Ballot	1,124
Total	1,124
0012921	
Poll Place	1,809
Vote by Mail	1,809
Mail Ballot	1,809
Total	1,809
0012922	
Poll Place	863
Vote by Mail	863
Mail Ballot	863
Total	863
0012923	
Poll Place	933
Vote by Mail	933
Mail Ballot	933
Total	933
0012924	
Poll Place	1,620
Vote by Mail	1,620
Mail Ballot	1,620
Total	1,620
0012925	
Poll Place	1,566
Vote by Mail	1,566
Mail Ballot	1,566
Total	1,566

Precinct	Yes		No		Total Votes
0012709					
Poll Place	20	12.74%	137	87.26%	157
Vote by Mail	133	18.79%	575	81.21%	708
Mail Ballot	0		0		0
Total	153	17.69%	712	82.31%	865
0012921					
Poll Place	41	23.56%	133	76.44%	174
Vote by Mail	319	26.67%	877	73.33%	1,196
Mail Ballot	0		0		0
Total	360	26.28%	1,010	73.72%	1,370
0012922					
Poll Place	15	16.48%	76	83.52%	91
Vote by Mail	161	26.66%	443	73.34%	604
Mail Ballot	0		0		0
Total	176	25.32%	519	74.68%	695
0012923					
Poll Place	14	15.22%	78	84.78%	92
Vote by Mail	154	26.64%	424	73.36%	578
Mail Ballot	0		0		0
Total	168	25.07%	502	74.93%	670
0012924					
Poll Place	26	15.12%	146	84.88%	172
Vote by Mail	297	25.47%	869	74.53%	1,166
Mail Ballot	0		0		0
Total	323	24.14%	1,015	75.86%	1,338
0012925					
Poll Place	38	20.54%	147	79.46%	185
Vote by Mail	284	29.89%	666	70.11%	950
Mail Ballot	0		0		0
Total	322	28.37%	813	71.63%	1,135

Precinct	Registered Voters
0012927	
Poll Place	1,087
Vote by Mail	1,087
Mail Ballot	1,087
Total	1,087
0012928	
Poll Place	1,816
Vote by Mail	1,816
Mail Ballot	1,816
Total	1,816
0012929	
Poll Place	1,479
Vote by Mail	1,479
Mail Ballot	1,479
Total	1,479
0012933	
Poll Place	1,583
Vote by Mail	1,583
Mail Ballot	1,583
Total	1,583
0012934	
Poll Place	889
Vote by Mail	889
Mail Ballot	889
Total	889
0012935	
Poll Place	1,111
Vote by Mail	1,111
Mail Ballot	1,111
Total	1,111

Precinct	Yes		No		Total Votes
0012927					
Poll Place	27	16.98%	132	83.02%	159
Vote by Mail	173	24.50%	533	75.50%	706
Mail Ballot	0		0		0
Total	200	23.12%	665	76.88%	865
0012928					
Poll Place	30	18.18%	135	81.82%	165
Vote by Mail	317	26.93%	860	73.07%	1,177
Mail Ballot	0		0		0
Total	347	25.86%	995	74.14%	1,342
0012929					
Poll Place	15	9.26%	147	90.74%	162
Vote by Mail	256	25.30%	756	74.70%	1,012
Mail Ballot	0		0		0
Total	271	23.08%	903	76.92%	1,174
0012933					
Poll Place	26	14.86%	149	85.14%	175
Vote by Mail	256	21.97%	909	78.03%	1,165
Mail Ballot	0		0		0
Total	282	21.04%	1,058	78.96%	1,340
0012934					
Poll Place	21	17.07%	102	82.93%	123
Vote by Mail	126	23.51%	410	76.49%	536
Mail Ballot	0		0		0
Total	147	22.31%	512	77.69%	659
0012935					
Poll Place	16	17.20%	77	82.80%	93
Vote by Mail	225	27.04%	607	72.96%	832
Mail Ballot	0		0		0
Total	241	26.05%	684	73.95%	925

Precinct	Registered Voters
0012941	
Poll Place	1,522
Vote by Mail	1,522
Mail Ballot	1,522
Total	1,522
0012996	
Poll Place	838
Vote by Mail	838
Mail Ballot	838
Total	838
0013070	
Poll Place	937
Vote by Mail	937
Mail Ballot	937
Total	937
0013072	
Poll Place	742
Vote by Mail	742
Mail Ballot	742
Total	742
0013076	
Poll Place	478
Vote by Mail	478
Mail Ballot	478
Total	478
0013078	
Poll Place	760
Vote by Mail	760
Mail Ballot	760
Total	760

Precinct	Yes		No		Total Votes
0012941					
Poll Place	21	17.21%	101	82.79%	122
Vote by Mail	257	24.64%	786	75.36%	1,043
Mail Ballot	0		0		0
Total	278	23.86%	887	76.14%	1,165
0012996					
Poll Place	17	16.35%	87	83.65%	104
Vote by Mail	173	28.55%	433	71.45%	606
Mail Ballot	0		0		0
Total	190	26.76%	520	73.24%	710
0013070					
Poll Place	9	13.24%	59	86.76%	68
Vote by Mail	143	19.83%	578	80.17%	721
Mail Ballot	0		0		0
Total	152	19.26%	637	80.74%	789
0013072					
Poll Place	4	5.80%	65	94.20%	69
Vote by Mail	89	16.12%	463	83.88%	552
Mail Ballot	0		0		0
Total	93	14.98%	528	85.02%	621
0013076					
Poll Place	9	11.69%	68	88.31%	77
Vote by Mail	68	22.82%	230	77.18%	298
Mail Ballot	0		0		0
Total	77	20.53%	298	79.47%	375
0013078					
Poll Place	27	17.31%	129	82.69%	156
Vote by Mail	88	21.00%	331	79.00%	419
Mail Ballot	0		0		0
Total	115	20.00%	460	80.00%	575

Precinct	Registered Voters
0013100	
Poll Place	1,461
Vote by Mail	1,461
Mail Ballot	1,461
Total	1,461
0013107	
Poll Place	1,295
Vote by Mail	1,295
Mail Ballot	1,295
Total	1,295
0013110	
Poll Place	1,486
Vote by Mail	1,486
Mail Ballot	1,486
Total	1,486
0013120	
Poll Place	1,245
Vote by Mail	1,245
Mail Ballot	1,245
Total	1,245
0013129	
Poll Place	861
Vote by Mail	861
Mail Ballot	861
Total	861
0013194	
Poll Place	535
Vote by Mail	535
Mail Ballot	535
Total	535

Precinct	Yes		No		Total Votes
0013100					
Poll Place	54	36.24%	95	63.76%	149
Vote by Mail	240	29.67%	569	70.33%	809
Mail Ballot	0		0		0
Total	294	30.69%	664	69.31%	958
0013107					
Poll Place	42	34.43%	80	65.57%	122
Vote by Mail	247	38.12%	401	61.88%	648
Mail Ballot	0		0		0
Total	289	37.53%	481	62.47%	770
0013110					
Poll Place	73	40.56%	107	59.44%	180
Vote by Mail	259	30.36%	594	69.64%	853
Mail Ballot	0		0		0
Total	332	32.14%	701	67.86%	1,033
0013120					
Poll Place	50	33.11%	101	66.89%	151
Vote by Mail	225	32.33%	471	67.67%	696
Mail Ballot	0		0		0
Total	275	32.47%	572	67.53%	847
0013129					
Poll Place	32	34.41%	61	65.59%	93
Vote by Mail	181	38.68%	287	61.32%	468
Mail Ballot	0		0		0
Total	213	37.97%	348	62.03%	561
0013194					
Poll Place	8	12.12%	58	87.88%	66
Vote by Mail	82	23.30%	270	76.70%	352
Mail Ballot	0		0		0
Total	90	21.53%	328	78.47%	418

Precinct	Registered Voters
0015106	
Poll Place	1,590
Vote by Mail	1,590
Mail Ballot	1,590
Total	1,590
0015109	
Poll Place	976
Vote by Mail	976
Mail Ballot	976
Total	976
0015110	
Poll Place	881
Vote by Mail	881
Mail Ballot	881
Total	881
0015113	
Poll Place	1,121
Vote by Mail	1,121
Mail Ballot	1,121
Total	1,121
0015114	
Poll Place	797
Vote by Mail	797
Mail Ballot	797
Total	797
0015123	
Poll Place	1,080
Vote by Mail	1,080
Mail Ballot	1,080
Total	1,080

Precinct	Yes		No		Total Votes
0015106					
Poll Place	17	12.69%	117	87.31%	134
Vote by Mail	323	25.04%	967	74.96%	1,290
Mail Ballot	0		0		0
Total	340	23.88%	1,084	76.12%	1,424
0015109					
Poll Place	10	11.24%	79	88.76%	89
Vote by Mail	155	20.95%	585	79.05%	740
Mail Ballot	0		0		0
Total	165	19.90%	664	80.10%	829
0015110					
Poll Place	3	13.64%	19	86.36%	22
Vote by Mail	112	14.29%	672	85.71%	784
Mail Ballot	0		0		0
Total	115	14.27%	691	85.73%	806
0015113					
Poll Place	15	9.68%	140	90.32%	155
Vote by Mail	125	15.92%	660	84.08%	785
Mail Ballot	0		0		0
Total	140	14.89%	800	85.11%	940
0015114					
Poll Place	10	10.99%	81	89.01%	91
Vote by Mail	159	29.44%	381	70.56%	540
Mail Ballot	0		0		0
Total	169	26.78%	462	73.22%	631
0015123					
Poll Place	23	14.74%	133	85.26%	156
Vote by Mail	158	22.32%	550	77.68%	708
Mail Ballot	0		0		0
Total	181	20.95%	683	79.05%	864

Precinct	Registered Voters
0015124	
Poll Place	1,123
Vote by Mail	1,123
Mail Ballot	1,123
Total	1,123
0015132	
Poll Place	1,049
Vote by Mail	1,049
Mail Ballot	1,049
Total	1,049
0015133	
Poll Place	927
Vote by Mail	927
Mail Ballot	927
Total	927
0015135	
Poll Place	1,146
Vote by Mail	1,146
Mail Ballot	1,146
Total	1,146
0020121	
Poll Place	730
Vote by Mail	730
Mail Ballot	730
Total	730
0020232	
Poll Place	735
Vote by Mail	735
Mail Ballot	735
Total	735

Precinct	Yes		No		Total Votes
0015124					
Poll Place	7	6.03%	109	93.97%	116
Vote by Mail	150	18.40%	665	81.60%	815
Mail Ballot	0		0		0
Total	157	16.86%	774	83.14%	931
0015132					
Poll Place	10	12.50%	70	87.50%	80
Vote by Mail	161	19.47%	666	80.53%	827
Mail Ballot	0		0		0
Total	171	18.85%	736	81.15%	907
0015133					
Poll Place	15	10.49%	128	89.51%	143
Vote by Mail	100	15.65%	539	84.35%	639
Mail Ballot	0		0		0
Total	115	14.71%	667	85.29%	782
0015135					
Poll Place	31	25.00%	93	75.00%	124
Vote by Mail	266	34.68%	501	65.32%	767
Mail Ballot	0		0		0
Total	297	33.33%	594	66.67%	891
0020121					
Poll Place	28	18.54%	123	81.46%	151
Vote by Mail	103	28.77%	255	71.23%	358
Mail Ballot	0		0		0
Total	131	25.74%	378	74.26%	509
0020232					
Poll Place	32	40.00%	48	60.00%	80
Vote by Mail	166	43.23%	218	56.77%	384
Mail Ballot	0		0		0
Total	198	42.67%	266	57.33%	464

Precinct	Registered Voters
0020236	
Poll Place	1,561
Vote by Mail	1,561
Mail Ballot	1,561
Total	1,561
0020243	
Poll Place	1,601
Vote by Mail	1,601
Mail Ballot	1,601
Total	1,601
0020245	
Poll Place	1,507
Vote by Mail	1,507
Mail Ballot	1,507
Total	1,507
0020246	
Poll Place	1,070
Vote by Mail	1,070
Mail Ballot	1,070
Total	1,070
0020248	
Poll Place	631
Vote by Mail	631
Mail Ballot	631
Total	631
0020249	
Poll Place	893
Vote by Mail	893
Mail Ballot	893
Total	893

Precinct	Yes		No		Total Votes
0020236					
Poll Place	55	52.88%	49	47.12%	104
Vote by Mail	310	42.88%	413	57.12%	723
Mail Ballot	0		0		0
Total	365	44.14%	462	55.86%	827
0020243					
Poll Place	43	34.96%	80	65.04%	123
Vote by Mail	340	35.12%	628	64.88%	968
Mail Ballot	0		0		0
Total	383	35.11%	708	64.89%	1,091
0020245					
Poll Place	53	44.54%	66	55.46%	119
Vote by Mail	325	41.99%	449	58.01%	774
Mail Ballot	0		0		0
Total	378	42.33%	515	57.67%	893
0020246					
Poll Place	53	41.09%	76	58.91%	129
Vote by Mail	215	38.88%	338	61.12%	553
Mail Ballot	0		0		0
Total	268	39.30%	414	60.70%	682
0020248					
Poll Place	31	46.97%	35	53.03%	66
Vote by Mail	142	44.10%	180	55.90%	322
Mail Ballot	0		0		0
Total	173	44.59%	215	55.41%	388
0020249					
Poll Place	17	32.69%	35	67.31%	52
Vote by Mail	205	36.09%	363	63.91%	568
Mail Ballot	0		0		0
Total	222	35.81%	398	64.19%	620

Precinct	Registered Voters
0020253	
Poll Place	681
Vote by Mail	681
Mail Ballot	681
Total	681
0020254	
Poll Place	1,589
Vote by Mail	1,589
Mail Ballot	1,589
Total	1,589
0020256	
Poll Place	1,566
Vote by Mail	1,566
Mail Ballot	1,566
Total	1,566
0020257	
Poll Place	724
Vote by Mail	724
Mail Ballot	724
Total	724
0020260	
Poll Place	968
Vote by Mail	968
Mail Ballot	968
Total	968
0020262	
Poll Place	764
Vote by Mail	764
Mail Ballot	764
Total	764

Precinct	Yes		No		Total Votes
0020253					
Poll Place	26	32.91%	53	67.09%	79
Vote by Mail	115	33.24%	231	66.76%	346
Mail Ballot	0		0		0
Total	141	33.18%	284	66.82%	425
0020254					
Poll Place	49	27.53%	129	72.47%	178
Vote by Mail	247	29.06%	603	70.94%	850
Mail Ballot	0		0		0
Total	296	28.79%	732	71.21%	1,028
0020256					
Poll Place	34	23.94%	108	76.06%	142
Vote by Mail	426	41.60%	598	58.40%	1,024
Mail Ballot	0		0		0
Total	460	39.45%	706	60.55%	1,166
0020257					
Poll Place	42	50.00%	42	50.00%	84
Vote by Mail	158	40.83%	229	59.17%	387
Mail Ballot	0		0		0
Total	200	42.46%	271	57.54%	471
0020260					
Poll Place	35	40.70%	51	59.30%	86
Vote by Mail	222	39.02%	347	60.98%	569
Mail Ballot	0		0		0
Total	257	39.24%	398	60.76%	655
0020262					
Poll Place	32	30.77%	72	69.23%	104
Vote by Mail	151	31.39%	330	68.61%	481
Mail Ballot	0		0		0
Total	183	31.28%	402	68.72%	585

Precinct	Registered Voters
0020263	
Poll Place	889
Vote by Mail	889
Mail Ballot	889
Total	889
0020271	
Poll Place	1,447
Vote by Mail	1,447
Mail Ballot	1,447
Total	1,447
0020272	
Poll Place	1,459
Vote by Mail	1,459
Mail Ballot	1,459
Total	1,459
0020282	
Poll Place	1,210
Vote by Mail	1,210
Mail Ballot	1,210
Total	1,210
0020283	
Poll Place	2,570
Vote by Mail	2,570
Mail Ballot	2,570
Total	2,570
0020284	
Poll Place	908
Vote by Mail	908
Mail Ballot	908
Total	908

Precinct	Yes		No		Total Votes
0020263					
Poll Place	20	25.97%	57	74.03%	77
Vote by Mail	211	38.29%	340	61.71%	551
Mail Ballot	0		0		0
Total	231	36.78%	397	63.22%	628
0020271					
Poll Place	47	35.34%	86	64.66%	133
Vote by Mail	303	35.56%	549	64.44%	852
Mail Ballot	0		0		0
Total	350	35.53%	635	64.47%	985
0020272					
Poll Place	36	39.56%	55	60.44%	91
Vote by Mail	363	41.68%	508	58.32%	871
Mail Ballot	0		0		0
Total	399	41.48%	563	58.52%	962
0020282					
Poll Place	44	29.93%	103	70.07%	147
Vote by Mail	270	35.48%	491	64.52%	761
Mail Ballot	0		0		0
Total	314	34.58%	594	65.42%	908
0020283					
Poll Place	55	30.39%	126	69.61%	181
Vote by Mail	646	38.80%	1,019	61.20%	1,665
Mail Ballot	0		0		0
Total	701	37.97%	1,145	62.03%	1,846
0020284					
Poll Place	35	36.08%	62	63.92%	97
Vote by Mail	193	38.14%	313	61.86%	506
Mail Ballot	0		0		0
Total	228	37.81%	375	62.19%	603

Precinct	Registered Voters
0020286	
Poll Place	1,505
Vote by Mail	1,505
Mail Ballot	1,505
Total	1,505
0020288	
Poll Place	924
Vote by Mail	924
Mail Ballot	924
Total	924
0020289	
Poll Place	1,429
Vote by Mail	1,429
Mail Ballot	1,429
Total	1,429
0020294	
Poll Place	1,168
Vote by Mail	1,168
Mail Ballot	1,168
Total	1,168
0020298	
Poll Place	1,210
Vote by Mail	1,210
Mail Ballot	1,210
Total	1,210
0021143	
Poll Place	1,124
Vote by Mail	1,124
Mail Ballot	1,124
Total	1,124

Precinct	Yes		No		Total Votes
0020286					
Poll Place	48	38.71%	76	61.29%	124
Vote by Mail	413	42.62%	556	57.38%	969
Mail Ballot	0		0		0
Total	461	42.18%	632	57.82%	1,093
0020288					
Poll Place	26	32.91%	53	67.09%	79
Vote by Mail	185	41.02%	266	58.98%	451
Mail Ballot	0		0		0
Total	211	39.81%	319	60.19%	530
0020289					
Poll Place	30	26.32%	84	73.68%	114
Vote by Mail	289	37.00%	492	63.00%	781
Mail Ballot	0		0		0
Total	319	35.64%	576	64.36%	895
0020294					
Poll Place	21	19.44%	87	80.56%	108
Vote by Mail	239	31.70%	515	68.30%	754
Mail Ballot	0		0		0
Total	260	30.16%	602	69.84%	862
0020298					
Poll Place	35	40.70%	51	59.30%	86
Vote by Mail	292	38.73%	462	61.27%	754
Mail Ballot	0		0		0
Total	327	38.93%	513	61.07%	840
0021143					
Poll Place	25	15.15%	140	84.85%	165
Vote by Mail	163	20.38%	637	79.63%	800
Mail Ballot	0		0		0
Total	188	19.48%	777	80.52%	965

Precinct	Registered Voters
0021144	
Poll Place	983
Vote by Mail	983
Mail Ballot	983
Total	983
0021145	
Poll Place	1,444
Vote by Mail	1,444
Mail Ballot	1,444
Total	1,444
0021148	
Poll Place	852
Vote by Mail	852
Mail Ballot	852
Total	852
0021275	
Poll Place	1,627
Vote by Mail	1,627
Mail Ballot	1,627
Total	1,627
0021280	
Poll Place	920
Vote by Mail	920
Mail Ballot	920
Total	920
0021281	
Poll Place	1,139
Vote by Mail	1,139
Mail Ballot	1,139
Total	1,139

Precinct	Yes		No		Total Votes
0021144					
Poll Place	14	12.28%	100	87.72%	114
Vote by Mail	133	18.42%	589	81.58%	722
Mail Ballot	0		0		0
Total	147	17.58%	689	82.42%	836
0021145					
Poll Place	18	9.28%	176	90.72%	194
Vote by Mail	205	18.82%	884	81.18%	1,089
Mail Ballot	0		0		0
Total	223	17.38%	1,060	82.62%	1,283
0021148					
Poll Place	12	9.38%	116	90.63%	128
Vote by Mail	128	20.68%	491	79.32%	619
Mail Ballot	0		0		0
Total	140	18.74%	607	81.26%	747
0021275					
Poll Place	49	29.52%	117	70.48%	166
Vote by Mail	303	33.55%	600	66.45%	903
Mail Ballot	0		0		0
Total	352	32.93%	717	67.07%	1,069
0021280					
Poll Place	38	33.63%	75	66.37%	113
Vote by Mail	207	41.15%	296	58.85%	503
Mail Ballot	0		0		0
Total	245	39.77%	371	60.23%	616
0021281					
Poll Place	40	27.21%	107	72.79%	147
Vote by Mail	208	28.77%	515	71.23%	723
Mail Ballot	0		0		0
Total	248	28.51%	622	71.49%	870

Precinct	Registered Voters
0021282	
Poll Place	1,118
Vote by Mail	1,118
Mail Ballot	1,118
Total	1,118
0021283	
Poll Place	1,561
Vote by Mail	1,561
Mail Ballot	1,561
Total	1,561
0021511	
Poll Place	382
Vote by Mail	382
Mail Ballot	382
Total	382
0021512	
Poll Place	1,090
Vote by Mail	1,090
Mail Ballot	1,090
Total	1,090
0021513	
Poll Place	262
Vote by Mail	262
Mail Ballot	262
Total	262
0021660	
Poll Place	351
Vote by Mail	351
Mail Ballot	351
Total	351

Precinct	Yes		No		Total Votes
0021282					
Poll Place	41	24.85%	124	75.15%	165
Vote by Mail	222	34.26%	426	65.74%	648
Mail Ballot	0		0		0
Total	263	32.35%	550	67.65%	813
0021283					
Poll Place	58	27.23%	155	72.77%	213
Vote by Mail	324	36.53%	563	63.47%	887
Mail Ballot	0		0		0
Total	382	34.73%	718	65.27%	1,100
0021511					
Poll Place	5	11.63%	38	88.37%	43
Vote by Mail	31	10.69%	259	89.31%	290
Mail Ballot	0		0		0
Total	36	10.81%	297	89.19%	333
0021512					
Poll Place	8	6.50%	115	93.50%	123
Vote by Mail	135	16.01%	708	83.99%	843
Mail Ballot	0		0		0
Total	143	14.80%	823	85.20%	966
0021513					
Poll Place	0	0.00%	23	100.00%	23
Vote by Mail	38	18.81%	164	81.19%	202
Mail Ballot	0		0		0
Total	38	16.89%	187	83.11%	225
0021660					
Poll Place	20	22.99%	67	77.01%	87
Vote by Mail	47	24.61%	144	75.39%	191
Mail Ballot	0		0		0
Total	67	24.10%	211	75.90%	278

Precinct	Registered Voters
0021710	
Poll Place	540
Vote by Mail	540
Mail Ballot	540
Total	540
0021781	
Poll Place	583
Vote by Mail	583
Mail Ballot	583
Total	583
0021885	
Poll Place	876
Vote by Mail	876
Mail Ballot	876
Total	876
0021886	
Poll Place	1,008
Vote by Mail	1,008
Mail Ballot	1,008
Total	1,008
0021888	
Poll Place	1,381
Vote by Mail	1,381
Mail Ballot	1,381
Total	1,381
0021889	
Poll Place	1,513
Vote by Mail	1,513
Mail Ballot	1,513
Total	1,513

Precinct	Yes		No		Total Votes
0021710					
Poll Place	11	11.58%	84	88.42%	95
Vote by Mail	70	23.18%	232	76.82%	302
Mail Ballot	0		0		0
Total	81	20.40%	316	79.60%	397
0021781					
Poll Place	16	13.22%	105	86.78%	121
Vote by Mail	45	12.13%	326	87.87%	371
Mail Ballot	0		0		0
Total	61	12.40%	431	87.60%	492
0021885					
Poll Place	20	14.71%	116	85.29%	136
Vote by Mail	124	21.09%	464	78.91%	588
Mail Ballot	0		0		0
Total	144	19.89%	580	80.11%	724
0021886					
Poll Place	17	22.08%	60	77.92%	77
Vote by Mail	151	22.91%	508	77.09%	659
Mail Ballot	0		0		0
Total	168	22.83%	568	77.17%	736
0021888					
Poll Place	17	11.11%	136	88.89%	153
Vote by Mail	161	15.36%	887	84.64%	1,048
Mail Ballot	0		0		0
Total	178	14.82%	1,023	85.18%	1,201
0021889					
Poll Place	12	7.50%	148	92.50%	160
Vote by Mail	196	17.80%	905	82.20%	1,101
Mail Ballot	0		0		0
Total	208	16.49%	1,053	83.51%	1,261

Precinct	Registered Voters
0021894	
Poll Place	1,067
Vote by Mail	1,067
Mail Ballot	1,067
Total	1,067
0022003	
Poll Place	856
Vote by Mail	856
Mail Ballot	856
Total	856
0022004	
Poll Place	867
Vote by Mail	867
Mail Ballot	867
Total	867
0022005	
Poll Place	1,026
Vote by Mail	1,026
Mail Ballot	1,026
Total	1,026
0022006	
Poll Place	1,648
Vote by Mail	1,648
Mail Ballot	1,648
Total	1,648
0022008	
Poll Place	1,461
Vote by Mail	1,461
Mail Ballot	1,461
Total	1,461

Precinct	Yes		No		Total Votes
0021894					
Poll Place	22	13.50%	141	86.50%	163
Vote by Mail	128	18.00%	583	82.00%	711
Mail Ballot	0		0		0
Total	150	17.16%	724	82.84%	874
0022003					
Poll Place	39	46.99%	44	53.01%	83
Vote by Mail	207	45.80%	245	54.20%	452
Mail Ballot	0		0		0
Total	246	45.98%	289	54.02%	535
0022004					
Poll Place	19	34.55%	36	65.45%	55
Vote by Mail	195	40.46%	287	59.54%	482
Mail Ballot	0		0		0
Total	214	39.85%	323	60.15%	537
0022005					
Poll Place	38	43.68%	49	56.32%	87
Vote by Mail	233	48.04%	252	51.96%	485
Mail Ballot	0		0		0
Total	271	47.38%	301	52.62%	572
0022006					
Poll Place	43	38.74%	68	61.26%	111
Vote by Mail	339	36.26%	596	63.74%	935
Mail Ballot	0		0		0
Total	382	36.52%	664	63.48%	1,046
0022008					
Poll Place	32	32.32%	67	67.68%	99
Vote by Mail	286	34.17%	551	65.83%	837
Mail Ballot	0		0		0
Total	318	33.97%	618	66.03%	936

Precinct	Registered Voters
0022018	
Poll Place	1,880
Vote by Mail	1,880
Mail Ballot	1,880
Total	1,880
0022030	
Poll Place	1,776
Vote by Mail	1,776
Mail Ballot	1,776
Total	1,776
0022033	
Poll Place	1,204
Vote by Mail	1,204
Mail Ballot	1,204
Total	1,204
0022037	
Poll Place	1,726
Vote by Mail	1,726
Mail Ballot	1,726
Total	1,726
0022450	
Poll Place	1,586
Vote by Mail	1,586
Mail Ballot	1,586
Total	1,586
0022480	
Poll Place	1,258
Vote by Mail	1,258
Mail Ballot	1,258
Total	1,258

Precinct	Yes		No		Total Votes
0022018					
Poll Place	54	28.13%	138	71.88%	192
Vote by Mail	369	29.93%	864	70.07%	1,233
Mail Ballot	0		0		0
Total	423	29.68%	1,002	70.32%	1,425
0022030					
Poll Place	39	31.71%	84	68.29%	123
Vote by Mail	402	36.45%	701	63.55%	1,103
Mail Ballot	0		0		0
Total	441	35.97%	785	64.03%	1,226
0022033					
Poll Place	27	27.55%	71	72.45%	98
Vote by Mail	233	31.79%	500	68.21%	733
Mail Ballot	0		0		0
Total	260	31.29%	571	68.71%	831
0022037					
Poll Place	51	28.02%	131	71.98%	182
Vote by Mail	378	34.84%	707	65.16%	1,085
Mail Ballot	0		0		0
Total	429	33.86%	838	66.14%	1,267
0022450					
Poll Place	63	28.77%	156	71.23%	219
Vote by Mail	256	33.68%	504	66.32%	760
Mail Ballot	0		0		0
Total	319	32.58%	660	67.42%	979
0022480					
Poll Place	20	12.66%	138	87.34%	158
Vote by Mail	181	22.21%	634	77.79%	815
Mail Ballot	0		0		0
Total	201	20.66%	772	79.34%	973

Precinct	Registered Voters
0023020	
Poll Place	1,053
Vote by Mail	1,053
Mail Ballot	1,053
Total	1,053
0023021	
Poll Place	1,557
Vote by Mail	1,557
Mail Ballot	1,557
Total	1,557
0023023	
Poll Place	1,235
Vote by Mail	1,235
Mail Ballot	1,235
Total	1,235
0023025	
Poll Place	1,159
Vote by Mail	1,159
Mail Ballot	1,159
Total	1,159
0023030	
Poll Place	1,411
Vote by Mail	1,411
Mail Ballot	1,411
Total	1,411
0023031	
Poll Place	918
Vote by Mail	918
Mail Ballot	918
Total	918

Precinct	Yes		No		Total Votes
0023020					
Poll Place	26	20.97%	98	79.03%	124
Vote by Mail	197	30.93%	440	69.07%	637
Mail Ballot	0		0		0
Total	223	29.30%	538	70.70%	761
0023021					
Poll Place	40	19.51%	165	80.49%	205
Vote by Mail	285	32.95%	580	67.05%	865
Mail Ballot	0		0		0
Total	325	30.37%	745	69.63%	1,070
0023023					
Poll Place	30	24.59%	92	75.41%	122
Vote by Mail	237	28.55%	593	71.45%	830
Mail Ballot	0		0		0
Total	267	28.05%	685	71.95%	952
0023025					
Poll Place	31	17.13%	150	82.87%	181
Vote by Mail	240	32.30%	503	67.70%	743
Mail Ballot	0		0		0
Total	271	29.33%	653	70.67%	924
0023030					
Poll Place	77	38.89%	121	61.11%	198
Vote by Mail	294	42.36%	400	57.64%	694
Mail Ballot	0		0		0
Total	371	41.59%	521	58.41%	892
0023031					
Poll Place	42	24.14%	132	75.86%	174
Vote by Mail	169	28.50%	424	71.50%	593
Mail Ballot	0		0		0
Total	211	27.51%	556	72.49%	767

Precinct	Registered Voters
0023035	
Poll Place	1,205
Vote by Mail	1,205
Mail Ballot	1,205
Total	1,205
0023211	
Poll Place	1,114
Vote by Mail	1,114
Mail Ballot	1,114
Total	1,114
0023212	
Poll Place	833
Vote by Mail	833
Mail Ballot	833
Total	833
0023239	
Poll Place	389
Vote by Mail	389
Mail Ballot	389
Total	389
0023240	
Poll Place	789
Vote by Mail	789
Mail Ballot	789
Total	789
0023241	
Poll Place	685
Vote by Mail	685
Mail Ballot	685
Total	685

Precinct	Yes		No		Total Votes
0023035					
Poll Place	43	24.86%	130	75.14%	173
Vote by Mail	236	31.05%	524	68.95%	760
Mail Ballot	0		0		0
Total	279	29.90%	654	70.10%	933
0023211					
Poll Place	14	7.18%	181	92.82%	195
Vote by Mail	128	16.35%	655	83.65%	783
Mail Ballot	0		0		0
Total	142	14.52%	836	85.48%	978
0023212					
Poll Place	14	11.20%	111	88.80%	125
Vote by Mail	104	17.51%	490	82.49%	594
Mail Ballot	0		0		0
Total	118	16.41%	601	83.59%	719
0023239					
Poll Place	15	24.19%	47	75.81%	62
Vote by Mail	72	35.12%	133	64.88%	205
Mail Ballot	0		0		0
Total	87	32.58%	180	67.42%	267
0023240					
Poll Place	29	31.52%	63	68.48%	92
Vote by Mail	140	35.71%	252	64.29%	392
Mail Ballot	0		0		0
Total	169	34.92%	315	65.08%	484
0023241					
Poll Place	25	43.10%	33	56.90%	58
Vote by Mail	134	34.63%	253	65.37%	387
Mail Ballot	0		0		0
Total	159	35.73%	286	64.27%	445

Precinct	Registered Voters
0023401	
Poll Place	832
Vote by Mail	832
Mail Ballot	832
Total	832
0023402	
Poll Place	1,164
Vote by Mail	1,164
Mail Ballot	1,164
Total	1,164
0023404	
Poll Place	1,317
Vote by Mail	1,317
Mail Ballot	1,317
Total	1,317
0023406	
Poll Place	1,010
Vote by Mail	1,010
Mail Ballot	1,010
Total	1,010
0023450	
Poll Place	933
Vote by Mail	933
Mail Ballot	933
Total	933
0023451	
Poll Place	380
Vote by Mail	380
Mail Ballot	380
Total	380

Precinct	Yes		No		Total Votes
0023401					
Poll Place	16	14.16%	97	85.84%	113
Vote by Mail	120	22.99%	402	77.01%	522
Mail Ballot	0		0		0
Total	136	21.42%	499	78.58%	635
0023402					
Poll Place	23	14.94%	131	85.06%	154
Vote by Mail	187	23.94%	594	76.06%	781
Mail Ballot	0		0		0
Total	210	22.46%	725	77.54%	935
0023404					
Poll Place	15	10.95%	122	89.05%	137
Vote by Mail	193	20.44%	751	79.56%	944
Mail Ballot	0		0		0
Total	208	19.24%	873	80.76%	1,081
0023406					
Poll Place	20	21.74%	72	78.26%	92
Vote by Mail	178	29.37%	428	70.63%	606
Mail Ballot	0		0		0
Total	198	28.37%	500	71.63%	698
0023450					
Poll Place	27	17.20%	130	82.80%	157
Vote by Mail	119	20.31%	467	79.69%	586
Mail Ballot	0		0		0
Total	146	19.65%	597	80.35%	743
0023451					
Poll Place	9	17.65%	42	82.35%	51
Vote by Mail	50	21.28%	185	78.72%	235
Mail Ballot	0		0		0
Total	59	20.63%	227	79.37%	286

Precinct	Registered Voters
0023452	
Poll Place	854
Vote by Mail	854
Mail Ballot	854
Total	854
0025270	
Poll Place	996
Vote by Mail	996
Mail Ballot	996
Total	996
0025271	
Poll Place	933
Vote by Mail	933
Mail Ballot	933
Total	933
0025272	
Poll Place	1,098
Vote by Mail	1,098
Mail Ballot	1,098
Total	1,098
0025289	
Poll Place	1,010
Vote by Mail	1,010
Mail Ballot	1,010
Total	1,010
0030040	
Poll Place	1,257
Vote by Mail	1,257
Mail Ballot	1,257
Total	1,257

Precinct	Yes		No		Total Votes
0023452					
Poll Place	22	18.03%	100	81.97%	122
Vote by Mail	130	25.44%	381	74.56%	511
Mail Ballot	0		0		0
Total	152	24.01%	481	75.99%	633
0025270					
Poll Place	32	26.45%	89	73.55%	121
Vote by Mail	211	35.40%	385	64.60%	596
Mail Ballot	0		0		0
Total	243	33.89%	474	66.11%	717
0025271					
Poll Place	18	32.73%	37	67.27%	55
Vote by Mail	192	32.93%	391	67.07%	583
Mail Ballot	0		0		0
Total	210	32.92%	428	67.08%	638
0025272					
Poll Place	31	37.35%	52	62.65%	83
Vote by Mail	273	40.03%	409	59.97%	682
Mail Ballot	0		0		0
Total	304	39.74%	461	60.26%	765
0025289					
Poll Place	33	30.84%	74	69.16%	107
Vote by Mail	195	36.38%	341	63.62%	536
Mail Ballot	0		0		0
Total	228	35.46%	415	64.54%	643
0030040					
Poll Place	29	17.68%	135	82.32%	164
Vote by Mail	161	23.68%	519	76.32%	680
Mail Ballot	0		0		0
Total	190	22.51%	654	77.49%	844

Precinct	Registered Voters
0030060	
Poll Place	963
Vote by Mail	963
Mail Ballot	963
Total	963
0030150	
Poll Place	1,559
Vote by Mail	1,559
Mail Ballot	1,559
Total	1,559
0030170	
Poll Place	1,212
Vote by Mail	1,212
Mail Ballot	1,212
Total	1,212
0030302	
Poll Place	1,062
Vote by Mail	1,062
Mail Ballot	1,062
Total	1,062
0030304	
Poll Place	1,440
Vote by Mail	1,440
Mail Ballot	1,440
Total	1,440
0030308	
Poll Place	1,441
Vote by Mail	1,441
Mail Ballot	1,441
Total	1,441

Precinct	Yes		No		Total Votes
0030060					
Poll Place	25	17.48%	118	82.52%	143
Vote by Mail	127	23.43%	415	76.57%	542
Mail Ballot	0		0		0
Total	152	22.19%	533	77.81%	685
0030150					
Poll Place	35	22.88%	118	77.12%	153
Vote by Mail	176	27.08%	474	72.92%	650
Mail Ballot	0		0		0
Total	211	26.28%	592	73.72%	803
0030170					
Poll Place	28	21.54%	102	78.46%	130
Vote by Mail	172	31.62%	372	68.38%	544
Mail Ballot	0		0		0
Total	200	29.67%	474	70.33%	674
0030302					
Poll Place	28	21.88%	100	78.13%	128
Vote by Mail	234	39.53%	358	60.47%	592
Mail Ballot	0		0		0
Total	262	36.39%	458	63.61%	720
0030304					
Poll Place	28	32.56%	58	67.44%	86
Vote by Mail	305	33.55%	604	66.45%	909
Mail Ballot	0		0		0
Total	333	33.47%	662	66.53%	995
0030308					
Poll Place	24	25.00%	72	75.00%	96
Vote by Mail	319	37.62%	529	62.38%	848
Mail Ballot	0		0		0
Total	343	36.33%	601	63.67%	944

Precinct	Registered Voters
0030312	
Poll Place	1,132
Vote by Mail	1,132
Mail Ballot	1,132
Total	1,132
0030314	
Poll Place	1,121
Vote by Mail	1,121
Mail Ballot	1,121
Total	1,121
0030316	
Poll Place	964
Vote by Mail	964
Mail Ballot	964
Total	964
0030317	
Poll Place	514
Vote by Mail	514
Mail Ballot	514
Total	514
0030318	
Poll Place	1,425
Vote by Mail	1,425
Mail Ballot	1,425
Total	1,425
0030321	
Poll Place	774
Vote by Mail	774
Mail Ballot	774
Total	774

Precinct	Yes		No		Total Votes
0030312					
Poll Place	24	15.29%	133	84.71%	157
Vote by Mail	214	30.18%	495	69.82%	709
Mail Ballot	0		0		0
Total	238	27.48%	628	72.52%	866
0030314					
Poll Place	26	32.91%	53	67.09%	79
Vote by Mail	200	30.96%	446	69.04%	646
Mail Ballot	0		0		0
Total	226	31.17%	499	68.83%	725
0030316					
Poll Place	27	24.55%	83	75.45%	110
Vote by Mail	146	25.30%	431	74.70%	577
Mail Ballot	0		0		0
Total	173	25.18%	514	74.82%	687
0030317					
Poll Place	15	31.25%	33	68.75%	48
Vote by Mail	109	35.05%	202	64.95%	311
Mail Ballot	0		0		0
Total	124	34.54%	235	65.46%	359
0030318					
Poll Place	32	23.19%	106	76.81%	138
Vote by Mail	264	30.95%	589	69.05%	853
Mail Ballot	0		0		0
Total	296	29.87%	695	70.13%	991
0030321					
Poll Place	16	25.40%	47	74.60%	63
Vote by Mail	188	32.92%	383	67.08%	571
Mail Ballot	0		0		0
Total	204	32.18%	430	67.82%	634

Precinct	Registered Voters
0030322	
Poll Place	1,248
Vote by Mail	1,248
Mail Ballot	1,248
Total	1,248
0030325	
Poll Place	839
Vote by Mail	839
Mail Ballot	839
Total	839
0030332	
Poll Place	482
Vote by Mail	482
Mail Ballot	482
Total	482
0030337	
Poll Place	1,216
Vote by Mail	1,216
Mail Ballot	1,216
Total	1,216
0030338	
Poll Place	1,006
Vote by Mail	1,006
Mail Ballot	1,006
Total	1,006
0030339	
Poll Place	1,556
Vote by Mail	1,556
Mail Ballot	1,556
Total	1,556

Precinct	Yes		No		Total Votes
0030322					
Poll Place	38	26.21%	107	73.79%	145
Vote by Mail	236	28.61%	589	71.39%	825
Mail Ballot	0		0		0
Total	274	28.25%	696	71.75%	970
0030325					
Poll Place	20	32.26%	42	67.74%	62
Vote by Mail	132	25.38%	388	74.62%	520
Mail Ballot	0		0		0
Total	152	26.12%	430	73.88%	582
0030332					
Poll Place	15	44.12%	19	55.88%	34
Vote by Mail	89	47.59%	98	52.41%	187
Mail Ballot	0		0		0
Total	104	47.06%	117	52.94%	221
0030337					
Poll Place	13	11.82%	97	88.18%	110
Vote by Mail	262	31.91%	559	68.09%	821
Mail Ballot	0		0		0
Total	275	29.54%	656	70.46%	931
0030338					
Poll Place	24	18.05%	109	81.95%	133
Vote by Mail	189	28.72%	469	71.28%	658
Mail Ballot	0		0		0
Total	213	26.93%	578	73.07%	791
0030339					
Poll Place	49	25.26%	145	74.74%	194
Vote by Mail	292	30.35%	670	69.65%	962
Mail Ballot	0		0		0
Total	341	29.50%	815	70.50%	1,156

Precinct	Registered Voters
0030348	
Poll Place	931
Vote by Mail	931
Mail Ballot	931
Total	931
0030351	
Poll Place	1,528
Vote by Mail	1,528
Mail Ballot	1,528
Total	1,528
0030352	
Poll Place	1,029
Vote by Mail	1,029
Mail Ballot	1,029
Total	1,029
0030354	
Poll Place	696
Vote by Mail	696
Mail Ballot	696
Total	696
0030364	
Poll Place	929
Vote by Mail	929
Mail Ballot	929
Total	929
0030367	
Poll Place	1,526
Vote by Mail	1,526
Mail Ballot	1,526
Total	1,526

Precinct	Yes		No		Total Votes
0030348					
Poll Place	35	36.84%	60	63.16%	95
Vote by Mail	189	31.24%	416	68.76%	605
Mail Ballot	0		0		0
Total	224	32.00%	476	68.00%	700
0030351					
Poll Place	40	28.17%	102	71.83%	142
Vote by Mail	360	41.43%	509	58.57%	869
Mail Ballot	0		0		0
Total	400	39.56%	611	60.44%	1,011
0030352					
Poll Place	40	30.53%	91	69.47%	131
Vote by Mail	210	28.97%	515	71.03%	725
Mail Ballot	0		0		0
Total	250	29.21%	606	70.79%	856
0030354					
Poll Place	28	22.22%	98	77.78%	126
Vote by Mail	120	27.09%	323	72.91%	443
Mail Ballot	0		0		0
Total	148	26.01%	421	73.99%	569
0030364					
Poll Place	25	17.99%	114	82.01%	139
Vote by Mail	187	33.10%	378	66.90%	565
Mail Ballot	0		0		0
Total	212	30.11%	492	69.89%	704
0030367					
Poll Place	26	21.67%	94	78.33%	120
Vote by Mail	303	30.18%	701	69.82%	1,004
Mail Ballot	0		0		0
Total	329	29.27%	795	70.73%	1,124

Precinct	Registered Voters
0030370	
Poll Place	452
Vote by Mail	452
Mail Ballot	452
Total	452
0030374	
Poll Place	999
Vote by Mail	999
Mail Ballot	999
Total	999
0030385	
Poll Place	714
Vote by Mail	714
Mail Ballot	714
Total	714
0030386	
Poll Place	1,185
Vote by Mail	1,185
Mail Ballot	1,185
Total	1,185
0030387	
Poll Place	1,140
Vote by Mail	1,140
Mail Ballot	1,140
Total	1,140
0030389	
Poll Place	732
Vote by Mail	732
Mail Ballot	732
Total	732

Precinct	Yes		No		Total Votes
0030370					
Poll Place	13	30.23%	30	69.77%	43
Vote by Mail	86	31.62%	186	68.38%	272
Mail Ballot	0		0		0
Total	99	31.43%	216	68.57%	315
0030374					
Poll Place	28	24.56%	86	75.44%	114
Vote by Mail	239	37.88%	392	62.12%	631
Mail Ballot	0		0		0
Total	267	35.84%	478	64.16%	745
0030385					
Poll Place	10	15.38%	55	84.62%	65
Vote by Mail	108	20.45%	420	79.55%	528
Mail Ballot	0		0		0
Total	118	19.90%	475	80.10%	593
0030386					
Poll Place	13	10.66%	109	89.34%	122
Vote by Mail	173	21.52%	631	78.48%	804
Mail Ballot	0		0		0
Total	186	20.09%	740	79.91%	926
0030387					
Poll Place	18	11.39%	140	88.61%	158
Vote by Mail	164	20.00%	656	80.00%	820
Mail Ballot	0		0		0
Total	182	18.61%	796	81.39%	978
0030389					
Poll Place	19	26.39%	53	73.61%	72
Vote by Mail	142	27.79%	369	72.21%	511
Mail Ballot	0		0		0
Total	161	27.62%	422	72.38%	583

Precinct	Registered Voters
0030390	
Poll Place	1,320
Vote by Mail	1,320
Mail Ballot	1,320
Total	1,320
0030393	
Poll Place	856
Vote by Mail	856
Mail Ballot	856
Total	856
0030396	
Poll Place	812
Vote by Mail	812
Mail Ballot	812
Total	812
0030399	
Poll Place	1,198
Vote by Mail	1,198
Mail Ballot	1,198
Total	1,198
0031478	
Poll Place	593
Vote by Mail	593
Mail Ballot	593
Total	593
0031641	
Poll Place	610
Vote by Mail	610
Mail Ballot	610
Total	610

Precinct	Yes		No		Total Votes
0030390					
Poll Place	13	7.78%	154	92.22%	167
Vote by Mail	142	14.68%	825	85.32%	967
Mail Ballot	0		0		0
Total	155	13.67%	979	86.33%	1,134
0030393					
Poll Place	14	15.22%	78	84.78%	92
Vote by Mail	118	18.58%	517	81.42%	635
Mail Ballot	0		0		0
Total	132	18.16%	595	81.84%	727
0030396					
Poll Place	12	10.71%	100	89.29%	112
Vote by Mail	154	27.75%	401	72.25%	555
Mail Ballot	0		0		0
Total	166	24.89%	501	75.11%	667
0030399					
Poll Place	57	54.29%	48	45.71%	105
Vote by Mail	245	49.20%	253	50.80%	498
Mail Ballot	0		0		0
Total	302	50.08%	301	49.92%	603
0031478					
Poll Place	33	42.86%	44	57.14%	77
Vote by Mail	136	37.26%	229	62.74%	365
Mail Ballot	0		0		0
Total	169	38.24%	273	61.76%	442
0031641					
Poll Place	31	48.44%	33	51.56%	64
Vote by Mail	117	51.54%	110	48.46%	227
Mail Ballot	0		0		0
Total	148	50.86%	143	49.14%	291

Precinct	Registered Voters
0031642	
Poll Place	797
Vote by Mail	797
Mail Ballot	797
Total	797
0031772	
Poll Place	1,163
Vote by Mail	1,163
Mail Ballot	1,163
Total	1,163
0031935	
Poll Place	868
Vote by Mail	868
Mail Ballot	868
Total	868
0031950	
Poll Place	707
Vote by Mail	707
Mail Ballot	707
Total	707
0031953	
Poll Place	1,390
Vote by Mail	1,390
Mail Ballot	1,390
Total	1,390
0031960	
Poll Place	1,287
Vote by Mail	1,287
Mail Ballot	1,287
Total	1,287

Precinct	Yes		No		Total Votes
0031642					
Poll Place	31	52.54%	28	47.46%	59
Vote by Mail	137	42.02%	189	57.98%	326
Mail Ballot	0		0		0
Total	168	43.64%	217	56.36%	385
0031772					
Poll Place	27	17.76%	125	82.24%	152
Vote by Mail	156	29.00%	382	71.00%	538
Mail Ballot	0		0		0
Total	183	26.52%	507	73.48%	690
0031935					
Poll Place	26	31.33%	57	68.67%	83
Vote by Mail	176	37.53%	293	62.47%	469
Mail Ballot	0		0		0
Total	202	36.59%	350	63.41%	552
0031950					
Poll Place	12	12.50%	84	87.50%	96
Vote by Mail	109	31.78%	234	68.22%	343
Mail Ballot	0		0		0
Total	121	27.56%	318	72.44%	439
0031953					
Poll Place	45	36.89%	77	63.11%	122
Vote by Mail	289	40.76%	420	59.24%	709
Mail Ballot	0		0		0
Total	334	40.19%	497	59.81%	831
0031960					
Poll Place	17	19.77%	69	80.23%	86
Vote by Mail	269	34.49%	511	65.51%	780
Mail Ballot	0		0		0
Total	286	33.03%	580	66.97%	866

Precinct	Registered Voters
0032170	
Poll Place	932
Vote by Mail	932
Mail Ballot	932
Total	932
0032214	
Poll Place	651
Vote by Mail	651
Mail Ballot	651
Total	651
0032240	
Poll Place	847
Vote by Mail	847
Mail Ballot	847
Total	847
0032310	
Poll Place	1,021
Vote by Mail	1,021
Mail Ballot	1,021
Total	1,021
0032330	
Poll Place	584
Vote by Mail	584
Mail Ballot	584
Total	584
0032340	
Poll Place	596
Vote by Mail	596
Mail Ballot	596
Total	596

Precinct	Yes		No		Total Votes
0032170					
Poll Place	26	21.14%	97	78.86%	123
Vote by Mail	181	31.21%	399	68.79%	580
Mail Ballot	0		0		0
Total	207	29.45%	496	70.55%	703
0032214					
Poll Place	3	5.88%	48	94.12%	51
Vote by Mail	73	17.51%	344	82.49%	417
Mail Ballot	0		0		0
Total	76	16.24%	392	83.76%	468
0032240					
Poll Place	9	20.93%	34	79.07%	43
Vote by Mail	120	26.32%	336	73.68%	456
Mail Ballot	0		0		0
Total	129	25.85%	370	74.15%	499
0032310					
Poll Place	17	22.37%	59	77.63%	76
Vote by Mail	192	31.84%	411	68.16%	603
Mail Ballot	0		0		0
Total	209	30.78%	470	69.22%	679
0032330					
Poll Place	6	20.69%	23	79.31%	29
Vote by Mail	107	24.65%	327	75.35%	434
Mail Ballot	0		0		0
Total	113	24.41%	350	75.59%	463
0032340					
Poll Place	7	18.42%	31	81.58%	38
Vote by Mail	88	19.26%	369	80.74%	457
Mail Ballot	0		0		0
Total	95	19.19%	400	80.81%	495

Precinct	Registered Voters
0032360	
Poll Place	1,173
Vote by Mail	1,173
Mail Ballot	1,173
Total	1,173
0032370	
Poll Place	750
Vote by Mail	750
Mail Ballot	750
Total	750
0032380	
Poll Place	629
Vote by Mail	629
Mail Ballot	629
Total	629
0032441	
Poll Place	1,140
Vote by Mail	1,140
Mail Ballot	1,140
Total	1,140
0032531	
Poll Place	1,320
Vote by Mail	1,320
Mail Ballot	1,320
Total	1,320
0032532	
Poll Place	995
Vote by Mail	995
Mail Ballot	995
Total	995

Precinct	Yes		No		Total Votes
0032360					
Poll Place	50	58.14%	36	41.86%	86
Vote by Mail	238	41.90%	330	58.10%	568
Mail Ballot	0		0		0
Total	288	44.04%	366	55.96%	654
0032370					
Poll Place	35	41.18%	50	58.82%	85
Vote by Mail	108	34.73%	203	65.27%	311
Mail Ballot	0		0		0
Total	143	36.11%	253	63.89%	396
0032380					
Poll Place	2	6.45%	29	93.55%	31
Vote by Mail	118	27.31%	314	72.69%	432
Mail Ballot	0		0		0
Total	120	25.92%	343	74.08%	463
0032441					
Poll Place	22	19.30%	92	80.70%	114
Vote by Mail	152	27.89%	393	72.11%	545
Mail Ballot	0		0		0
Total	174	26.40%	485	73.60%	659
0032531					
Poll Place	53	53.00%	47	47.00%	100
Vote by Mail	226	39.93%	340	60.07%	566
Mail Ballot	0		0		0
Total	279	41.89%	387	58.11%	666
0032532					
Poll Place	43	46.74%	49	53.26%	92
Vote by Mail	167	40.53%	245	59.47%	412
Mail Ballot	0		0		0
Total	210	41.67%	294	58.33%	504

Precinct	Registered Voters
0032640	
Poll Place	1,435
Vote by Mail	1,435
Mail Ballot	1,435
Total	1,435
0032652	
Poll Place	1,415
Vote by Mail	1,415
Mail Ballot	1,415
Total	1,415
0032731	
Poll Place	1,219
Vote by Mail	1,219
Mail Ballot	1,219
Total	1,219
0032732	
Poll Place	307
Vote by Mail	307
Mail Ballot	307
Total	307
0032750	
Poll Place	1,553
Vote by Mail	1,553
Mail Ballot	1,553
Total	1,553
0032751	
Poll Place	830
Vote by Mail	830
Mail Ballot	830
Total	830

Precinct	Yes		No		Total Votes
0032640					
Poll Place	9	4.64%	185	95.36%	194
Vote by Mail	158	15.55%	858	84.45%	1,016
Mail Ballot	0		0		0
Total	167	13.80%	1,043	86.20%	1,210
0032652					
Poll Place	2	2.47%	79	97.53%	81
Vote by Mail	142	12.68%	978	87.32%	1,120
Mail Ballot	0		0		0
Total	144	11.99%	1,057	88.01%	1,201
0032731					
Poll Place	23	17.56%	108	82.44%	131
Vote by Mail	203	27.40%	538	72.60%	741
Mail Ballot	0		0		0
Total	226	25.92%	646	74.08%	872
0032732					
Poll Place	3	7.32%	38	92.68%	41
Vote by Mail	45	19.07%	191	80.93%	236
Mail Ballot	0		0		0
Total	48	17.33%	229	82.67%	277
0032750					
Poll Place	97	45.54%	116	54.46%	213
Vote by Mail	317	40.18%	472	59.82%	789
Mail Ballot	0		0		0
Total	414	41.32%	588	58.68%	1,002
0032751					
Poll Place	35	36.08%	62	63.92%	97
Vote by Mail	138	35.03%	256	64.97%	394
Mail Ballot	0		0		0
Total	173	35.23%	318	64.77%	491

Precinct	Registered Voters
0032762	
Poll Place	763
Vote by Mail	763
Mail Ballot	763
Total	763
0033040	
Poll Place	1,618
Vote by Mail	1,618
Mail Ballot	1,618
Total	1,618
0033042	
Poll Place	1,130
Vote by Mail	1,130
Mail Ballot	1,130
Total	1,130
0033150	
Poll Place	467
Vote by Mail	467
Mail Ballot	467
Total	467
0033161	
Poll Place	370
Vote by Mail	370
Mail Ballot	370
Total	370
0033222	
Poll Place	1,064
Vote by Mail	1,064
Mail Ballot	1,064
Total	1,064

Precinct	Yes		No		Total Votes
0032762					
Poll Place	25	37.31%	42	62.69%	67
Vote by Mail	177	42.04%	244	57.96%	421
Mail Ballot	0		0		0
Total	202	41.39%	286	58.61%	488
0033040					
Poll Place	21	10.77%	174	89.23%	195
Vote by Mail	164	15.59%	888	84.41%	1,052
Mail Ballot	0		0		0
Total	185	14.84%	1,062	85.16%	1,247
0033042					
Poll Place	17	15.60%	92	84.40%	109
Vote by Mail	91	12.45%	640	87.55%	731
Mail Ballot	0		0		0
Total	108	12.86%	732	87.14%	840
0033150					
Poll Place	18	31.58%	39	68.42%	57
Vote by Mail	112	33.33%	224	66.67%	336
Mail Ballot	0		0		0
Total	130	33.08%	263	66.92%	393
0033161					
Poll Place	3	9.68%	28	90.32%	31
Vote by Mail	73	30.93%	163	69.07%	236
Mail Ballot	0		0		0
Total	76	28.46%	191	71.54%	267
0033222					
Poll Place	38	45.24%	46	54.76%	84
Vote by Mail	198	45.00%	242	55.00%	440
Mail Ballot	0		0		0
Total	236	45.04%	288	54.96%	524

Precinct	Registered Voters
0033492	
Poll Place	956
Vote by Mail	956
Mail Ballot	956
Total	956
0035601	
Poll Place	861
Vote by Mail	861
Mail Ballot	861
Total	861
0035602	
Poll Place	614
Vote by Mail	614
Mail Ballot	614
Total	614
0035603	
Poll Place	881
Vote by Mail	881
Mail Ballot	881
Total	881
0035604	
Poll Place	1,187
Vote by Mail	1,187
Mail Ballot	1,187
Total	1,187
0035624	
Poll Place	458
Vote by Mail	458
Mail Ballot	458
Total	458

Precinct	Yes		No		Total Votes
0033492					
Poll Place	66	52.80%	59	47.20%	125
Vote by Mail	181	43.41%	236	56.59%	417
Mail Ballot	0		0		0
Total	247	45.57%	295	54.43%	542
0035601					
Poll Place	8	8.00%	92	92.00%	100
Vote by Mail	141	23.00%	472	77.00%	613
Mail Ballot	0		0		0
Total	149	20.90%	564	79.10%	713
0035602					
Poll Place	18	22.50%	62	77.50%	80
Vote by Mail	143	34.62%	270	65.38%	413
Mail Ballot	0		0		0
Total	161	32.66%	332	67.34%	493
0035603					
Poll Place	21	18.26%	94	81.74%	115
Vote by Mail	117	19.40%	486	80.60%	603
Mail Ballot	0		0		0
Total	138	19.22%	580	80.78%	718
0035604					
Poll Place	9	8.33%	99	91.67%	108
Vote by Mail	195	22.47%	673	77.53%	868
Mail Ballot	0		0		0
Total	204	20.90%	772	79.10%	976
0035624					
Poll Place	10	26.32%	28	73.68%	38
Vote by Mail	71	22.83%	240	77.17%	311
Mail Ballot	0		0		0
Total	81	23.21%	268	76.79%	349

Precinct	Registered Voters
0035628	
Poll Place	1,817
Vote by Mail	1,817
Mail Ballot	1,817
Total	1,817
0035629	
Poll Place	1,147
Vote by Mail	1,147
Mail Ballot	1,147
Total	1,147
0035631	
Poll Place	1,022
Vote by Mail	1,022
Mail Ballot	1,022
Total	1,022
0035632	
Poll Place	765
Vote by Mail	765
Mail Ballot	765
Total	765
0035633	
Poll Place	858
Vote by Mail	858
Mail Ballot	858
Total	858
0035635	
Poll Place	1,061
Vote by Mail	1,061
Mail Ballot	1,061
Total	1,061

Precinct	Yes		No		Total Votes
0035628					
Poll Place	39	18.40%	173	81.60%	212
Vote by Mail	295	23.73%	948	76.27%	1,243
Mail Ballot	0		0		0
Total	334	22.96%	1,121	77.04%	1,455
0035629					
Poll Place	25	18.94%	107	81.06%	132
Vote by Mail	198	25.68%	573	74.32%	771
Mail Ballot	0		0		0
Total	223	24.70%	680	75.30%	903
0035631					
Poll Place	15	12.82%	102	87.18%	117
Vote by Mail	191	27.72%	498	72.28%	689
Mail Ballot	0		0		0
Total	206	25.56%	600	74.44%	806
0035632					
Poll Place	12	9.45%	115	90.55%	127
Vote by Mail	86	16.63%	431	83.37%	517
Mail Ballot	0		0		0
Total	98	15.22%	546	84.78%	644
0035633					
Poll Place	9	6.04%	140	93.96%	149
Vote by Mail	118	20.59%	455	79.41%	573
Mail Ballot	0		0		0
Total	127	17.59%	595	82.41%	722
0035635					
Poll Place	47	23.38%	154	76.62%	201
Vote by Mail	169	26.61%	466	73.39%	635
Mail Ballot	0		0		0
Total	216	25.84%	620	74.16%	836

Precinct	Registered Voters
0035640	
Poll Place	1,126
Vote by Mail	1,126
Mail Ballot	1,126
Total	1,126
0035658	
Poll Place	1,053
Vote by Mail	1,053
Mail Ballot	1,053
Total	1,053
0035661	
Poll Place	710
Vote by Mail	710
Mail Ballot	710
Total	710
0035675	
Poll Place	1,211
Vote by Mail	1,211
Mail Ballot	1,211
Total	1,211
0035677	
Poll Place	822
Vote by Mail	822
Mail Ballot	822
Total	822
0040401	
Poll Place	541
Vote by Mail	541
Mail Ballot	541
Total	541

Precinct	Yes		No		Total Votes
0035640					
Poll Place	21	14.09%	128	85.91%	149
Vote by Mail	194	24.68%	592	75.32%	786
Mail Ballot	0		0		0
Total	215	22.99%	720	77.01%	935
0035658					
Poll Place	22	12.94%	148	87.06%	170
Vote by Mail	111	15.46%	607	84.54%	718
Mail Ballot	0		0		0
Total	133	14.98%	755	85.02%	888
0035661					
Poll Place	13	11.82%	97	88.18%	110
Vote by Mail	118	25.11%	352	74.89%	470
Mail Ballot	0		0		0
Total	131	22.59%	449	77.41%	580
0035675					
Poll Place	17	13.82%	106	86.18%	123
Vote by Mail	218	24.22%	682	75.78%	900
Mail Ballot	0		0		0
Total	235	22.97%	788	77.03%	1,023
0035677					
Poll Place	27	36.49%	47	63.51%	74
Vote by Mail	175	40.89%	253	59.11%	428
Mail Ballot	0		0		0
Total	202	40.24%	300	59.76%	502
0040401					
Poll Place	8	23.53%	26	76.47%	34
Vote by Mail	78	19.45%	323	80.55%	401
Mail Ballot	0		0		0
Total	86	19.77%	349	80.23%	435

Precinct	Registered Voters
0040405	
Poll Place	1,425
Vote by Mail	1,425
Mail Ballot	1,425
Total	1,425
0040406	
Poll Place	1,059
Vote by Mail	1,059
Mail Ballot	1,059
Total	1,059
0040407	
Poll Place	762
Vote by Mail	762
Mail Ballot	762
Total	762
0040409	
Poll Place	1,153
Vote by Mail	1,153
Mail Ballot	1,153
Total	1,153
0040411	
Poll Place	1,428
Vote by Mail	1,428
Mail Ballot	1,428
Total	1,428
0040414	
Poll Place	1,613
Vote by Mail	1,613
Mail Ballot	1,613
Total	1,613

Precinct	Yes		No		Total Votes
0040405					
Poll Place	10	6.25%	150	93.75%	160
Vote by Mail	216	20.13%	857	79.87%	1,073
Mail Ballot	0		0		0
Total	226	18.33%	1,007	81.67%	1,233
0040406					
Poll Place	20	20.20%	79	79.80%	99
Vote by Mail	174	23.32%	572	76.68%	746
Mail Ballot	0		0		0
Total	194	22.96%	651	77.04%	845
0040407					
Poll Place	21	30.00%	49	70.00%	70
Vote by Mail	141	28.83%	348	71.17%	489
Mail Ballot	0		0		0
Total	162	28.98%	397	71.02%	559
0040409					
Poll Place	31	24.22%	97	75.78%	128
Vote by Mail	210	28.73%	521	71.27%	731
Mail Ballot	0		0		0
Total	241	28.06%	618	71.94%	859
0040411					
Poll Place	25	21.01%	94	78.99%	119
Vote by Mail	294	36.30%	516	63.70%	810
Mail Ballot	0		0		0
Total	319	34.34%	610	65.66%	929
0040414					
Poll Place	35	27.13%	94	72.87%	129
Vote by Mail	335	38.15%	543	61.85%	878
Mail Ballot	0		0		0
Total	370	36.74%	637	63.26%	1,007

Precinct	Registered Voters
0040415	
Poll Place	1,659
Vote by Mail	1,659
Mail Ballot	1,659
Total	1,659
0040419	
Poll Place	1,293
Vote by Mail	1,293
Mail Ballot	1,293
Total	1,293
0040421	
Poll Place	995
Vote by Mail	995
Mail Ballot	995
Total	995
0040424	
Poll Place	1,153
Vote by Mail	1,153
Mail Ballot	1,153
Total	1,153
0040428	
Poll Place	955
Vote by Mail	955
Mail Ballot	955
Total	955
0040429	
Poll Place	1,391
Vote by Mail	1,391
Mail Ballot	1,391
Total	1,391

Precinct	Yes		No		Total Votes
0040415					
Poll Place	25	18.25%	112	81.75%	137
Vote by Mail	217	17.37%	1,032	82.63%	1,249
Mail Ballot	0		0		0
Total	242	17.46%	1,144	82.54%	1,386
0040419					
Poll Place	12	9.84%	110	90.16%	122
Vote by Mail	178	19.26%	746	80.74%	924
Mail Ballot	0		0		0
Total	190	18.16%	856	81.84%	1,046
0040421					
Poll Place	16	17.78%	74	82.22%	90
Vote by Mail	230	31.81%	493	68.19%	723
Mail Ballot	0		0		0
Total	246	30.26%	567	69.74%	813
0040424					
Poll Place	46	40.71%	67	59.29%	113
Vote by Mail	248	39.87%	374	60.13%	622
Mail Ballot	0		0		0
Total	294	40.00%	441	60.00%	735
0040428					
Poll Place	24	31.17%	53	68.83%	77
Vote by Mail	190	36.75%	327	63.25%	517
Mail Ballot	0		0		0
Total	214	36.03%	380	63.97%	594
0040429					
Poll Place	23	12.64%	159	87.36%	182
Vote by Mail	221	22.90%	744	77.10%	965
Mail Ballot	0		0		0
Total	244	21.27%	903	78.73%	1,147

Precinct	Registered Voters
0040430	
Poll Place	1,652
Vote by Mail	1,652
Mail Ballot	1,652
Total	1,652
0040432	
Poll Place	738
Vote by Mail	738
Mail Ballot	738
Total	738
0040433	
Poll Place	1,085
Vote by Mail	1,085
Mail Ballot	1,085
Total	1,085
0040435	
Poll Place	1,334
Vote by Mail	1,334
Mail Ballot	1,334
Total	1,334
0040436	
Poll Place	840
Vote by Mail	840
Mail Ballot	840
Total	840
0040440	
Poll Place	991
Vote by Mail	991
Mail Ballot	991
Total	991

Precinct	Yes		No		Total Votes
0040430					
Poll Place	26	19.85%	105	80.15%	131
Vote by Mail	239	21.57%	869	78.43%	1,108
Mail Ballot	0		0		0
Total	265	21.39%	974	78.61%	1,239
0040432					
Poll Place	22	20.00%	88	80.00%	110
Vote by Mail	101	19.13%	427	80.87%	528
Mail Ballot	0		0		0
Total	123	19.28%	515	80.72%	638
0040433					
Poll Place	18	12.59%	125	87.41%	143
Vote by Mail	171	23.75%	549	76.25%	720
Mail Ballot	0		0		0
Total	189	21.90%	674	78.10%	863
0040435					
Poll Place	20	17.70%	93	82.30%	113
Vote by Mail	203	19.98%	813	80.02%	1,016
Mail Ballot	0		0		0
Total	223	19.75%	906	80.25%	1,129
0040436					
Poll Place	12	9.38%	116	90.63%	128
Vote by Mail	91	16.82%	450	83.18%	541
Mail Ballot	0		0		0
Total	103	15.40%	566	84.60%	669
0040440					
Poll Place	28	26.42%	78	73.58%	106
Vote by Mail	171	25.04%	512	74.96%	683
Mail Ballot	0		0		0
Total	199	25.22%	590	74.78%	789

Precinct	Registered Voters
0040441	
Poll Place	1,404
Vote by Mail	1,404
Mail Ballot	1,404
Total	1,404
0040442	
Poll Place	901
Vote by Mail	901
Mail Ballot	901
Total	901
0040443	
Poll Place	703
Vote by Mail	703
Mail Ballot	703
Total	703
0040444	
Poll Place	702
Vote by Mail	702
Mail Ballot	702
Total	702
0040447	
Poll Place	1,022
Vote by Mail	1,022
Mail Ballot	1,022
Total	1,022
0040454	
Poll Place	992
Vote by Mail	992
Mail Ballot	992
Total	992

Precinct	Yes		No		Total Votes
0040441					
Poll Place	11	16.67%	55	83.33%	66
Vote by Mail	221	18.14%	997	81.86%	1,218
Mail Ballot	0		0		0
Total	232	18.07%	1,052	81.93%	1,284
0040442					
Poll Place	13	17.81%	60	82.19%	73
Vote by Mail	183	27.98%	471	72.02%	654
Mail Ballot	0		0		0
Total	196	26.96%	531	73.04%	727
0040443					
Poll Place	14	21.88%	50	78.13%	64
Vote by Mail	125	26.43%	348	73.57%	473
Mail Ballot	0		0		0
Total	139	25.88%	398	74.12%	537
0040444					
Poll Place	16	30.19%	37	69.81%	53
Vote by Mail	139	32.48%	289	67.52%	428
Mail Ballot	0		0		0
Total	155	32.22%	326	67.78%	481
0040447					
Poll Place	14	23.33%	46	76.67%	60
Vote by Mail	166	23.09%	553	76.91%	719
Mail Ballot	0		0		0
Total	180	23.11%	599	76.89%	779
0040454					
Poll Place	12	13.33%	78	86.67%	90
Vote by Mail	220	32.88%	449	67.12%	669
Mail Ballot	0		0		0
Total	232	30.57%	527	69.43%	759

Precinct	Registered Voters
0040455	
Poll Place	2,039
Vote by Mail	2,039
Mail Ballot	2,039
Total	2,039
0040460	
Poll Place	960
Vote by Mail	960
Mail Ballot	960
Total	960
0040461	
Poll Place	1,495
Vote by Mail	1,495
Mail Ballot	1,495
Total	1,495
0040462	
Poll Place	1,455
Vote by Mail	1,455
Mail Ballot	1,455
Total	1,455
0040463	
Poll Place	971
Vote by Mail	971
Mail Ballot	971
Total	971
0040464	
Poll Place	1,231
Vote by Mail	1,231
Mail Ballot	1,231
Total	1,231

Precinct	Yes		No		Total Votes
0040455					
Poll Place	42	15.61%	227	84.39%	269
Vote by Mail	327	22.54%	1,124	77.46%	1,451
Mail Ballot	0		0		0
Total	369	21.45%	1,351	78.55%	1,720
0040460					
Poll Place	21	20.19%	83	79.81%	104
Vote by Mail	134	19.76%	544	80.24%	678
Mail Ballot	0		0		0
Total	155	19.82%	627	80.18%	782
0040461					
Poll Place	18	12.00%	132	88.00%	150
Vote by Mail	248	22.04%	877	77.96%	1,125
Mail Ballot	0		0		0
Total	266	20.86%	1,009	79.14%	1,275
0040462					
Poll Place	24	24.24%	75	75.76%	99
Vote by Mail	317	28.23%	806	71.77%	1,123
Mail Ballot	0		0		0
Total	341	27.91%	881	72.09%	1,222
0040463					
Poll Place	30	22.56%	103	77.44%	133
Vote by Mail	211	32.21%	444	67.79%	655
Mail Ballot	0		0		0
Total	241	30.58%	547	69.42%	788
0040464					
Poll Place	49	31.61%	106	68.39%	155
Vote by Mail	274	34.55%	519	65.45%	793
Mail Ballot	0		0		0
Total	323	34.07%	625	65.93%	948

Precinct	Registered Voters
0040466	
Poll Place	1,332
Vote by Mail	1,332
Mail Ballot	1,332
Total	1,332
0040469	
Poll Place	929
Vote by Mail	929
Mail Ballot	929
Total	929
0040470	
Poll Place	1,081
Vote by Mail	1,081
Mail Ballot	1,081
Total	1,081
0040471	
Poll Place	1,591
Vote by Mail	1,591
Mail Ballot	1,591
Total	1,591
0040475	
Poll Place	1,090
Vote by Mail	1,090
Mail Ballot	1,090
Total	1,090
0040480	
Poll Place	1,194
Vote by Mail	1,194
Mail Ballot	1,194
Total	1,194

Precinct	Yes		No		Total Votes
0040466					
Poll Place	18	11.46%	139	88.54%	157
Vote by Mail	207	22.45%	715	77.55%	922
Mail Ballot	0		0		0
Total	225	20.85%	854	79.15%	1,079
0040469					
Poll Place	39	24.53%	120	75.47%	159
Vote by Mail	175	33.91%	341	66.09%	516
Mail Ballot	0		0		0
Total	214	31.70%	461	68.30%	675
0040470					
Poll Place	25	22.12%	88	77.88%	113
Vote by Mail	221	32.17%	466	67.83%	687
Mail Ballot	0		0		0
Total	246	30.75%	554	69.25%	800
0040471					
Poll Place	48	27.59%	126	72.41%	174
Vote by Mail	333	33.64%	657	66.36%	990
Mail Ballot	0		0		0
Total	381	32.73%	783	67.27%	1,164
0040475					
Poll Place	20	19.80%	81	80.20%	101
Vote by Mail	236	32.28%	495	67.72%	731
Mail Ballot	0		0		0
Total	256	30.77%	576	69.23%	832
0040480					
Poll Place	10	10.00%	90	90.00%	100
Vote by Mail	207	23.44%	676	76.56%	883
Mail Ballot	0		0		0
Total	217	22.08%	766	77.92%	983

Precinct	Registered Voters
0040494	
Poll Place	979
Vote by Mail	979
Mail Ballot	979
Total	979
0040495	
Poll Place	1,789
Vote by Mail	1,789
Mail Ballot	1,789
Total	1,789
0040496	
Poll Place	1,396
Vote by Mail	1,396
Mail Ballot	1,396
Total	1,396
0040497	
Poll Place	885
Vote by Mail	885
Mail Ballot	885
Total	885
0041240	
Poll Place	368
Vote by Mail	368
Mail Ballot	368
Total	368
0041780	
Poll Place	1,346
Vote by Mail	1,346
Mail Ballot	1,346
Total	1,346

Precinct	Yes		No		Total Votes
0040494					
Poll Place	9	14.75%	52	85.25%	61
Vote by Mail	211	28.48%	530	71.52%	741
Mail Ballot	0		0		0
Total	220	27.43%	582	72.57%	802
0040495					
Poll Place	28	26.67%	77	73.33%	105
Vote by Mail	430	31.59%	931	68.41%	1,361
Mail Ballot	0		0		0
Total	458	31.24%	1,008	68.76%	1,466
0040496					
Poll Place	34	19.54%	140	80.46%	174
Vote by Mail	215	20.63%	827	79.37%	1,042
Mail Ballot	0		0		0
Total	249	20.48%	967	79.52%	1,216
0040497					
Poll Place	19	18.10%	86	81.90%	105
Vote by Mail	168	29.12%	409	70.88%	577
Mail Ballot	0		0		0
Total	187	27.42%	495	72.58%	682
0041240					
Poll Place	22	26.19%	62	73.81%	84
Vote by Mail	54	30.86%	121	69.14%	175
Mail Ballot	0		0		0
Total	76	29.34%	183	70.66%	259
0041780					
Poll Place	46	17.76%	213	82.24%	259
Vote by Mail	148	21.17%	551	78.83%	699
Mail Ballot	0		0		0
Total	194	20.25%	764	79.75%	958

Precinct	Registered Voters
0041820	
Poll Place	1,420
Vote by Mail	1,420
Mail Ballot	1,420
Total	1,420
0041910	
Poll Place	628
Vote by Mail	628
Mail Ballot	628
Total	628
0041913	
Poll Place	1,937
Vote by Mail	1,937
Mail Ballot	1,937
Total	1,937
0041915	
Poll Place	1,594
Vote by Mail	1,594
Mail Ballot	1,594
Total	1,594
0042218	
Poll Place	847
Vote by Mail	847
Mail Ballot	847
Total	847
0042261	
Poll Place	372
Vote by Mail	372
Mail Ballot	372
Total	372

Precinct	Yes		No		Total Votes
0041820					
Poll Place	39	16.96%	191	83.04%	230
Vote by Mail	268	30.18%	620	69.82%	888
Mail Ballot	0		0		0
Total	307	27.46%	811	72.54%	1,118
0041910					
Poll Place	16	23.19%	53	76.81%	69
Vote by Mail	42	9.50%	400	90.50%	442
Mail Ballot	0		0		0
Total	58	11.35%	453	88.65%	511
0041913					
Poll Place	20	10.15%	177	89.85%	197
Vote by Mail	248	16.69%	1,238	83.31%	1,486
Mail Ballot	0		0		0
Total	268	15.92%	1,415	84.08%	1,683
0041915					
Poll Place	9	5.52%	154	94.48%	163
Vote by Mail	151	12.67%	1,041	87.33%	1,192
Mail Ballot	0		0		0
Total	160	11.81%	1,195	88.19%	1,355
0042218					
Poll Place	14	8.97%	142	91.03%	156
Vote by Mail	115	25.50%	336	74.50%	451
Mail Ballot	0		0		0
Total	129	21.25%	478	78.75%	607
0042261					
Poll Place	30	53.57%	26	46.43%	56
Vote by Mail	114	57.00%	86	43.00%	200
Mail Ballot	0		0		0
Total	144	56.25%	112	43.75%	256

Precinct	Registered Voters
0042390	
Poll Place	485
Vote by Mail	485
Mail Ballot	485
Total	485
0042630	
Poll Place	647
Vote by Mail	647
Mail Ballot	647
Total	647
0042842	
Poll Place	1,330
Vote by Mail	1,330
Mail Ballot	1,330
Total	1,330
0042845	
Poll Place	1,159
Vote by Mail	1,159
Mail Ballot	1,159
Total	1,159
0043043	
Poll Place	1,329
Vote by Mail	1,329
Mail Ballot	1,329
Total	1,329
0043048	
Poll Place	1,084
Vote by Mail	1,084
Mail Ballot	1,084
Total	1,084

Precinct	Yes		No		Total Votes
0042390					
Poll Place	15	17.05%	73	82.95%	88
Vote by Mail	50	17.48%	236	82.52%	286
Mail Ballot	0		0		0
Total	65	17.38%	309	82.62%	374
0042630					
Poll Place	11	10.09%	98	89.91%	109
Vote by Mail	52	13.58%	331	86.42%	383
Mail Ballot	0		0		0
Total	63	12.80%	429	87.20%	492
0042842					
Poll Place	38	20.32%	149	79.68%	187
Vote by Mail	350	36.96%	597	63.04%	947
Mail Ballot	0		0		0
Total	388	34.22%	746	65.78%	1,134
0042845					
Poll Place	24	10.08%	214	89.92%	238
Vote by Mail	202	28.09%	517	71.91%	719
Mail Ballot	0		0		0
Total	226	23.62%	731	76.38%	957
0043043					
Poll Place	6	4.26%	135	95.74%	141
Vote by Mail	132	12.79%	900	87.21%	1,032
Mail Ballot	0		0		0
Total	138	11.76%	1,035	88.24%	1,173
0043048					
Poll Place	10	7.30%	127	92.70%	137
Vote by Mail	90	12.55%	627	87.45%	717
Mail Ballot	0		0		0
Total	100	11.71%	754	88.29%	854

Precinct	Registered Voters
0043050	
Poll Place	1,195
Vote by Mail	1,195
Mail Ballot	1,195
Total	1,195
0043051	
Poll Place	620
Vote by Mail	620
Mail Ballot	620
Total	620
0043052	
Poll Place	903
Vote by Mail	903
Mail Ballot	903
Total	903
0043053	
Poll Place	1,228
Vote by Mail	1,228
Mail Ballot	1,228
Total	1,228
0043055	
Poll Place	1,018
Vote by Mail	1,018
Mail Ballot	1,018
Total	1,018
0043059	
Poll Place	1,336
Vote by Mail	1,336
Mail Ballot	1,336
Total	1,336

Precinct	Yes		No		Total Votes
0043050					
Poll Place	21	13.46%	135	86.54%	156
Vote by Mail	128	15.26%	711	84.74%	839
Mail Ballot	0		0		0
Total	149	14.97%	846	85.03%	995
0043051					
Poll Place	3	7.50%	37	92.50%	40
Vote by Mail	70	13.81%	437	86.19%	507
Mail Ballot	0		0		0
Total	73	13.35%	474	86.65%	547
0043052					
Poll Place	13	12.26%	93	87.74%	106
Vote by Mail	104	15.76%	556	84.24%	660
Mail Ballot	0		0		0
Total	117	15.27%	649	84.73%	766
0043053					
Poll Place	15	9.62%	141	90.38%	156
Vote by Mail	140	15.78%	747	84.22%	887
Mail Ballot	0		0		0
Total	155	14.86%	888	85.14%	1,043
0043055					
Poll Place	8	10.53%	68	89.47%	76
Vote by Mail	93	11.58%	710	88.42%	803
Mail Ballot	0		0		0
Total	101	11.49%	778	88.51%	879
0043059					
Poll Place	7	5.19%	128	94.81%	135
Vote by Mail	137	13.35%	889	86.65%	1,026
Mail Ballot	0		0		0
Total	144	12.40%	1,017	87.60%	1,161

Precinct	Registered Voters
0043170	
Poll Place	1,402
Vote by Mail	1,402
Mail Ballot	1,402
Total	1,402
0043290	
Poll Place	488
Vote by Mail	488
Mail Ballot	488
Total	488
0043310	
Poll Place	724
Vote by Mail	724
Mail Ballot	724
Total	724
0043320	
Poll Place	1,647
Vote by Mail	1,647
Mail Ballot	1,647
Total	1,647
0043340	
Poll Place	1,002
Vote by Mail	1,002
Mail Ballot	1,002
Total	1,002
0043510	
Poll Place	877
Vote by Mail	877
Mail Ballot	877
Total	877

Precinct	Yes		No		Total Votes
0043170					
Poll Place	29	23.02%	97	76.98%	126
Vote by Mail	155	21.17%	577	78.83%	732
Mail Ballot	0		0		0
Total	184	21.45%	674	78.55%	858
0043290					
Poll Place	1	1.61%	61	98.39%	62
Vote by Mail	43	11.56%	329	88.44%	372
Mail Ballot	0		0		0
Total	44	10.14%	390	89.86%	434
0043310					
Poll Place	18	18.37%	80	81.63%	98
Vote by Mail	74	22.02%	262	77.98%	336
Mail Ballot	0		0		0
Total	92	21.20%	342	78.80%	434
0043320					
Poll Place	15	7.46%	186	92.54%	201
Vote by Mail	127	11.41%	986	88.59%	1,113
Mail Ballot	0		0		0
Total	142	10.81%	1,172	89.19%	1,314
0043340					
Poll Place	23	12.78%	157	87.22%	180
Vote by Mail	80	14.55%	470	85.45%	550
Mail Ballot	0		0		0
Total	103	14.11%	627	85.89%	730
0043510					
Poll Place	47	34.81%	88	65.19%	135
Vote by Mail	153	32.48%	318	67.52%	471
Mail Ballot	0		0		0
Total	200	33.00%	406	67.00%	606

Precinct	Registered Voters
0043520	
Poll Place	808
Vote by Mail	808
Mail Ballot	808
Total	808
0043540	
Poll Place	994
Vote by Mail	994
Mail Ballot	994
Total	994
0043567	
Poll Place	1,459
Vote by Mail	1,459
Mail Ballot	1,459
Total	1,459
0043568	
Poll Place	1,533
Vote by Mail	1,533
Mail Ballot	1,533
Total	1,533
0043570	
Poll Place	810
Vote by Mail	810
Mail Ballot	810
Total	810
0043572	
Poll Place	887
Vote by Mail	887
Mail Ballot	887
Total	887

Precinct	Yes		No		Total Votes
0043520					
Poll Place	24	32.00%	51	68.00%	75
Vote by Mail	163	43.70%	210	56.30%	373
Mail Ballot	0		0		0
Total	187	41.74%	261	58.26%	448
0043540					
Poll Place	27	40.91%	39	59.09%	66
Vote by Mail	152	22.89%	512	77.11%	664
Mail Ballot	0		0		0
Total	179	24.52%	551	75.48%	730
0043567					
Poll Place	55	42.64%	74	57.36%	129
Vote by Mail	335	42.19%	459	57.81%	794
Mail Ballot	0		0		0
Total	390	42.25%	533	57.75%	923
0043568					
Poll Place	44	36.67%	76	63.33%	120
Vote by Mail	335	41.77%	467	58.23%	802
Mail Ballot	0		0		0
Total	379	41.11%	543	58.89%	922
0043570					
Poll Place	27	35.53%	49	64.47%	76
Vote by Mail	138	30.53%	314	69.47%	452
Mail Ballot	0		0		0
Total	165	31.25%	363	68.75%	528
0043572					
Poll Place	24	27.59%	63	72.41%	87
Vote by Mail	175	39.68%	266	60.32%	441
Mail Ballot	0		0		0
Total	199	37.69%	329	62.31%	528

Precinct	Registered Voters
0044103	
Poll Place	1,095
Vote by Mail	1,095
Mail Ballot	1,095
Total	1,095
0044104	
Poll Place	1,669
Vote by Mail	1,669
Mail Ballot	1,669
Total	1,669
0044105	
Poll Place	1,097
Vote by Mail	1,097
Mail Ballot	1,097
Total	1,097
0044106	
Poll Place	1,303
Vote by Mail	1,303
Mail Ballot	1,303
Total	1,303
0044107	
Poll Place	1,405
Vote by Mail	1,405
Mail Ballot	1,405
Total	1,405
0044112	
Poll Place	1,010
Vote by Mail	1,010
Mail Ballot	1,010
Total	1,010

Precinct	Yes		No		Total Votes
0044103					
Poll Place	6	6.06%	93	93.94%	99
Vote by Mail	127	14.70%	737	85.30%	864
Mail Ballot	0		0		0
Total	133	13.81%	830	86.19%	963
0044104					
Poll Place	23	23.47%	75	76.53%	98
Vote by Mail	441	38.18%	714	61.82%	1,155
Mail Ballot	0		0		0
Total	464	37.03%	789	62.97%	1,253
0044105					
Poll Place	17	19.54%	70	80.46%	87
Vote by Mail	271	38.39%	435	61.61%	706
Mail Ballot	0		0		0
Total	288	36.32%	505	63.68%	793
0044106					
Poll Place	19	20.21%	75	79.79%	94
Vote by Mail	315	35.43%	574	64.57%	889
Mail Ballot	0		0		0
Total	334	33.98%	649	66.02%	983
0044107					
Poll Place	9	13.85%	56	86.15%	65
Vote by Mail	267	23.61%	864	76.39%	1,131
Mail Ballot	0		0		0
Total	276	23.08%	920	76.92%	1,196
0044112					
Poll Place	12	12.37%	85	87.63%	97
Vote by Mail	124	16.69%	619	83.31%	743
Mail Ballot	0		0		0
Total	136	16.19%	704	83.81%	840

Precinct	Registered Voters
0044113	
Poll Place	803
Vote by Mail	803
Mail Ballot	803
Total	803
0050020	
Poll Place	1,131
Vote by Mail	1,131
Mail Ballot	1,131
Total	1,131
0050180	
Poll Place	1,094
Vote by Mail	1,094
Mail Ballot	1,094
Total	1,094
0050190	
Poll Place	1,444
Vote by Mail	1,444
Mail Ballot	1,444
Total	1,444
0050200	
Poll Place	1,155
Vote by Mail	1,155
Mail Ballot	1,155
Total	1,155
0050211	
Poll Place	1,674
Vote by Mail	1,674
Mail Ballot	1,674
Total	1,674

Precinct	Yes		No		Total Votes
0044113					
Poll Place	21	23.33%	69	76.67%	90
Vote by Mail	156	28.31%	395	71.69%	551
Mail Ballot	0		0		0
Total	177	27.61%	464	72.39%	641
0050020					
Poll Place	46	37.70%	76	62.30%	122
Vote by Mail	188	40.09%	281	59.91%	469
Mail Ballot	0		0		0
Total	234	39.59%	357	60.41%	591
0050180					
Poll Place	39	43.33%	51	56.67%	90
Vote by Mail	272	47.72%	298	52.28%	570
Mail Ballot	0		0		0
Total	311	47.12%	349	52.88%	660
0050190					
Poll Place	52	40.31%	77	59.69%	129
Vote by Mail	336	50.22%	333	49.78%	669
Mail Ballot	0		0		0
Total	388	48.62%	410	51.38%	798
0050200					
Poll Place	52	52.00%	48	48.00%	100
Vote by Mail	274	51.70%	256	48.30%	530
Mail Ballot	0		0		0
Total	326	51.75%	304	48.25%	630
0050211					
Poll Place	74	45.40%	89	54.60%	163
Vote by Mail	439	48.62%	464	51.38%	903
Mail Ballot	0		0		0
Total	513	48.12%	553	51.88%	1,066

Precinct	Registered Voters
0050501	
Poll Place	487
Vote by Mail	487
Mail Ballot	487
Total	487
0050503	
Poll Place	614
Vote by Mail	614
Mail Ballot	614
Total	614
0050505	
Poll Place	691
Vote by Mail	691
Mail Ballot	691
Total	691
0050506	
Poll Place	952
Vote by Mail	952
Mail Ballot	952
Total	952
0050507	
Poll Place	1,131
Vote by Mail	1,131
Mail Ballot	1,131
Total	1,131
0050509	
Poll Place	1,560
Vote by Mail	1,560
Mail Ballot	1,560
Total	1,560

Precinct	Yes		No		Total Votes
0050501					
Poll Place	15	50.00%	15	50.00%	30
Vote by Mail	79	50.32%	78	49.68%	157
Mail Ballot	0		0		0
Total	94	50.27%	93	49.73%	187
0050503					
Poll Place	11	42.31%	15	57.69%	26
Vote by Mail	120	44.78%	148	55.22%	268
Mail Ballot	0		0		0
Total	131	44.56%	163	55.44%	294
0050505					
Poll Place	14	29.17%	34	70.83%	48
Vote by Mail	151	44.15%	191	55.85%	342
Mail Ballot	0		0		0
Total	165	42.31%	225	57.69%	390
0050506					
Poll Place	23	52.27%	21	47.73%	44
Vote by Mail	156	50.00%	156	50.00%	312
Mail Ballot	0		0		0
Total	179	50.28%	177	49.72%	356
0050507					
Poll Place	23	62.16%	14	37.84%	37
Vote by Mail	179	42.52%	242	57.48%	421
Mail Ballot	0		0		0
Total	202	44.10%	256	55.90%	458
0050509					
Poll Place	66	49.62%	67	50.38%	133
Vote by Mail	313	53.41%	273	46.59%	586
Mail Ballot	0		0		0
Total	379	52.71%	340	47.29%	719

Precinct	Registered Voters
0050511	
Poll Place	1,636
Vote by Mail	1,636
Mail Ballot	1,636
Total	1,636
0050514	
Poll Place	1,259
Vote by Mail	1,259
Mail Ballot	1,259
Total	1,259
0050517	
Poll Place	1,091
Vote by Mail	1,091
Mail Ballot	1,091
Total	1,091
0050518	
Poll Place	384
Vote by Mail	384
Mail Ballot	384
Total	384
0050519	
Poll Place	1,525
Vote by Mail	1,525
Mail Ballot	1,525
Total	1,525
0050523	
Poll Place	682
Vote by Mail	682
Mail Ballot	682
Total	682

Precinct	Yes		No		Total Votes
0050511					
Poll Place	32	50.79%	31	49.21%	63
Vote by Mail	280	51.09%	268	48.91%	548
Mail Ballot	0		0		0
Total	312	51.06%	299	48.94%	611
0050514					
Poll Place	35	38.46%	56	61.54%	91
Vote by Mail	264	44.67%	327	55.33%	591
Mail Ballot	0		0		0
Total	299	43.84%	383	56.16%	682
0050517					
Poll Place	36	26.87%	98	73.13%	134
Vote by Mail	273	37.09%	463	62.91%	736
Mail Ballot	0		0		0
Total	309	35.52%	561	64.48%	870
0050518					
Poll Place	14	58.33%	10	41.67%	24
Vote by Mail	102	46.15%	119	53.85%	221
Mail Ballot	0		0		0
Total	116	47.35%	129	52.65%	245
0050519					
Poll Place	24	15.69%	129	84.31%	153
Vote by Mail	324	30.17%	750	69.83%	1,074
Mail Ballot	0		0		0
Total	348	28.36%	879	71.64%	1,227
0050523					
Poll Place	17	51.52%	16	48.48%	33
Vote by Mail	210	49.07%	218	50.93%	428
Mail Ballot	0		0		0
Total	227	49.24%	234	50.76%	461

Precinct	Registered Voters
0050524	
Poll Place	1,571
Vote by Mail	1,571
Mail Ballot	1,571
Total	1,571
0050532	
Poll Place	1,302
Vote by Mail	1,302
Mail Ballot	1,302
Total	1,302
0050536	
Poll Place	489
Vote by Mail	489
Mail Ballot	489
Total	489
0050538	
Poll Place	702
Vote by Mail	702
Mail Ballot	702
Total	702
0050541	
Poll Place	1,081
Vote by Mail	1,081
Mail Ballot	1,081
Total	1,081
0050543	
Poll Place	352
Vote by Mail	352
Mail Ballot	352
Total	352

Precinct	Yes		No		Total Votes
0050524					
Poll Place	56	56.00%	44	44.00%	100
Vote by Mail	389	54.18%	329	45.82%	718
Mail Ballot	0		0		0
Total	445	54.40%	373	45.60%	818
0050532					
Poll Place	27	58.70%	19	41.30%	46
Vote by Mail	271	51.92%	251	48.08%	522
Mail Ballot	0		0		0
Total	298	52.46%	270	47.54%	568
0050536					
Poll Place	24	63.16%	14	36.84%	38
Vote by Mail	158	55.63%	126	44.37%	284
Mail Ballot	0		0		0
Total	182	56.52%	140	43.48%	322
0050538					
Poll Place	39	50.65%	38	49.35%	77
Vote by Mail	196	50.78%	190	49.22%	386
Mail Ballot	0		0		0
Total	235	50.76%	228	49.24%	463
0050541					
Poll Place	21	55.26%	17	44.74%	38
Vote by Mail	252	49.03%	262	50.97%	514
Mail Ballot	0		0		0
Total	273	49.46%	279	50.54%	552
0050543					
Poll Place	8	36.36%	14	63.64%	22
Vote by Mail	87	48.07%	94	51.93%	181
Mail Ballot	0		0		0
Total	95	46.80%	108	53.20%	203

Precinct	Registered Voters
0050545	
Poll Place	1,364
Vote by Mail	1,364
Mail Ballot	1,364
Total	1,364
0050548	
Poll Place	1,202
Vote by Mail	1,202
Mail Ballot	1,202
Total	1,202
0050552	
Poll Place	911
Vote by Mail	911
Mail Ballot	911
Total	911
0050560	
Poll Place	900
Vote by Mail	900
Mail Ballot	900
Total	900
0050576	
Poll Place	1,621
Vote by Mail	1,621
Mail Ballot	1,621
Total	1,621
0050590	
Poll Place	521
Vote by Mail	521
Mail Ballot	521
Total	521

Precinct	Yes		No		Total Votes
0050545					
Poll Place	50	53.76%	43	46.24%	93
Vote by Mail	375	49.34%	385	50.66%	760
Mail Ballot	0		0		0
Total	425	49.82%	428	50.18%	853
0050548					
Poll Place	29	35.37%	53	64.63%	82
Vote by Mail	224	40.95%	323	59.05%	547
Mail Ballot	0		0		0
Total	253	40.22%	376	59.78%	629
0050552					
Poll Place	21	28.77%	52	71.23%	73
Vote by Mail	207	45.30%	250	54.70%	457
Mail Ballot	0		0		0
Total	228	43.02%	302	56.98%	530
0050560					
Poll Place	32	60.38%	21	39.62%	53
Vote by Mail	179	52.19%	164	47.81%	343
Mail Ballot	0		0		0
Total	211	53.28%	185	46.72%	396
0050576					
Poll Place	48	48.00%	52	52.00%	100
Vote by Mail	383	41.72%	535	58.28%	918
Mail Ballot	0		0		0
Total	431	42.34%	587	57.66%	1,018
0050590					
Poll Place	21	60.00%	14	40.00%	35
Vote by Mail	106	51.46%	100	48.54%	206
Mail Ballot	0		0		0
Total	127	52.70%	114	47.30%	241

Precinct	Registered Voters
0050731	
Poll Place	1,136
Vote by Mail	1,136
Mail Ballot	1,136
Total	1,136
0050741	
Poll Place	1,124
Vote by Mail	1,124
Mail Ballot	1,124
Total	1,124
0050742	
Poll Place	1,083
Vote by Mail	1,083
Mail Ballot	1,083
Total	1,083
0050750	
Poll Place	785
Vote by Mail	785
Mail Ballot	785
Total	785
0050751	
Poll Place	422
Vote by Mail	422
Mail Ballot	422
Total	422
0050752	
Poll Place	1,382
Vote by Mail	1,382
Mail Ballot	1,382
Total	1,382

Precinct	Yes		No		Total Votes
0050731					
Poll Place	32	49.23%	33	50.77%	65
Vote by Mail	255	46.88%	289	53.13%	544
Mail Ballot	0		0		0
Total	287	47.13%	322	52.87%	609
0050741					
Poll Place	15	25.42%	44	74.58%	59
Vote by Mail	232	39.39%	357	60.61%	589
Mail Ballot	0		0		0
Total	247	38.12%	401	61.88%	648
0050742					
Poll Place	43	45.74%	51	54.26%	94
Vote by Mail	237	45.84%	280	54.16%	517
Mail Ballot	0		0		0
Total	280	45.83%	331	54.17%	611
0050750					
Poll Place	33	41.77%	46	58.23%	79
Vote by Mail	174	40.85%	252	59.15%	426
Mail Ballot	0		0		0
Total	207	40.99%	298	59.01%	505
0050751					
Poll Place	17	37.78%	28	62.22%	45
Vote by Mail	84	39.62%	128	60.38%	212
Mail Ballot	0		0		0
Total	101	39.30%	156	60.70%	257
0050752					
Poll Place	48	24.12%	151	75.88%	199
Vote by Mail	273	34.82%	511	65.18%	784
Mail Ballot	0		0		0
Total	321	32.66%	662	67.34%	983

Precinct	Registered Voters
0050765	
Poll Place	1,244
Vote by Mail	1,244
Mail Ballot	1,244
Total	1,244
0051180	
Poll Place	982
Vote by Mail	982
Mail Ballot	982
Total	982
0051227	
Poll Place	662
Vote by Mail	662
Mail Ballot	662
Total	662
0051228	
Poll Place	687
Vote by Mail	687
Mail Ballot	687
Total	687
0051310	
Poll Place	476
Vote by Mail	476
Mail Ballot	476
Total	476
0051313	
Poll Place	277
Vote by Mail	277
Mail Ballot	277
Total	277

Precinct	Yes		No		Total Votes
0050765					
Poll Place	31	32.63%	64	67.37%	95
Vote by Mail	282	36.81%	484	63.19%	766
Mail Ballot	0		0		0
Total	313	36.35%	548	63.65%	861
0051180					
Poll Place	39	49.37%	40	50.63%	79
Vote by Mail	172	46.99%	194	53.01%	366
Mail Ballot	0		0		0
Total	211	47.42%	234	52.58%	445
0051227					
Poll Place	23	27.71%	60	72.29%	83
Vote by Mail	92	21.65%	333	78.35%	425
Mail Ballot	0		0		0
Total	115	22.64%	393	77.36%	508
0051228					
Poll Place	21	29.17%	51	70.83%	72
Vote by Mail	109	29.07%	266	70.93%	375
Mail Ballot	0		0		0
Total	130	29.08%	317	70.92%	447
0051310					
Poll Place	16	37.21%	27	62.79%	43
Vote by Mail	85	46.70%	97	53.30%	182
Mail Ballot	0		0		0
Total	101	44.89%	124	55.11%	225
0051313					
Poll Place	11	73.33%	4	26.67%	15
Vote by Mail	42	41.58%	59	58.42%	101
Mail Ballot	0		0		0
Total	53	45.69%	63	54.31%	116

Precinct	Registered Voters
0051331	
Poll Place	1,171
Vote by Mail	1,171
Mail Ballot	1,171
Total	1,171
0051332	
Poll Place	1,189
Vote by Mail	1,189
Mail Ballot	1,189
Total	1,189
0051690	
Poll Place	748
Vote by Mail	748
Mail Ballot	748
Total	748
0051727	
Poll Place	592
Vote by Mail	592
Mail Ballot	592
Total	592
0051728	
Poll Place	559
Vote by Mail	559
Mail Ballot	559
Total	559
0052033	
Poll Place	475
Vote by Mail	475
Mail Ballot	475
Total	475

Precinct	Yes		No		Total Votes
0051331					
Poll Place	48	46.15%	56	53.85%	104
Vote by Mail	241	37.42%	403	62.58%	644
Mail Ballot	0		0		0
Total	289	38.64%	459	61.36%	748
0051332					
Poll Place	23	33.82%	45	66.18%	68
Vote by Mail	229	34.08%	443	65.92%	672
Mail Ballot	0		0		0
Total	252	34.05%	488	65.95%	740
0051690					
Poll Place	19	45.24%	23	54.76%	42
Vote by Mail	129	48.31%	138	51.69%	267
Mail Ballot	0		0		0
Total	148	47.90%	161	52.10%	309
0051727					
Poll Place	19	22.89%	64	77.11%	83
Vote by Mail	124	36.15%	219	63.85%	343
Mail Ballot	0		0		0
Total	143	33.57%	283	66.43%	426
0051728					
Poll Place	21	29.58%	50	70.42%	71
Vote by Mail	109	35.74%	196	64.26%	305
Mail Ballot	0		0		0
Total	130	34.57%	246	65.43%	376
0052033					
Poll Place	16	51.61%	15	48.39%	31
Vote by Mail	76	54.68%	63	45.32%	139
Mail Ballot	0		0		0
Total	92	54.12%	78	45.88%	170

Precinct	Registered Voters
0052034	
Poll Place	797
Vote by Mail	797
Mail Ballot	797
Total	797
0052070	
Poll Place	978
Vote by Mail	978
Mail Ballot	978
Total	978
0052080	
Poll Place	1,001
Vote by Mail	1,001
Mail Ballot	1,001
Total	1,001
0052110	
Poll Place	895
Vote by Mail	895
Mail Ballot	895
Total	895
0052180	
Poll Place	753
Vote by Mail	753
Mail Ballot	753
Total	753
0052182	
Poll Place	641
Vote by Mail	641
Mail Ballot	641
Total	641

Precinct	Yes		No		Total Votes
0052034					
Poll Place	33	47.14%	37	52.86%	70
Vote by Mail	173	50.44%	170	49.56%	343
Mail Ballot	0		0		0
Total	206	49.88%	207	50.12%	413
0052070					
Poll Place	42	49.41%	43	50.59%	85
Vote by Mail	185	46.95%	209	53.05%	394
Mail Ballot	0		0		0
Total	227	47.39%	252	52.61%	479
0052080					
Poll Place	26	46.43%	30	53.57%	56
Vote by Mail	186	48.31%	199	51.69%	385
Mail Ballot	0		0		0
Total	212	48.07%	229	51.93%	441
0052110					
Poll Place	29	46.77%	33	53.23%	62
Vote by Mail	178	54.94%	146	45.06%	324
Mail Ballot	0		0		0
Total	207	53.63%	179	46.37%	386
0052180					
Poll Place	34	47.89%	37	52.11%	71
Vote by Mail	183	50.97%	176	49.03%	359
Mail Ballot	0		0		0
Total	217	50.47%	213	49.53%	430
0052182					
Poll Place	13	43.33%	17	56.67%	30
Vote by Mail	160	50.16%	159	49.84%	319
Mail Ballot	0		0		0
Total	173	49.57%	176	50.43%	349

Precinct	Registered Voters
0052183	
Poll Place	929
Vote by Mail	929
Mail Ballot	929
Total	929
0052184	
Poll Place	890
Vote by Mail	890
Mail Ballot	890
Total	890
0052185	
Poll Place	410
Vote by Mail	410
Mail Ballot	410
Total	410
0052400	
Poll Place	1,170
Vote by Mail	1,170
Mail Ballot	1,170
Total	1,170
0052490	
Poll Place	1,059
Vote by Mail	1,059
Mail Ballot	1,059
Total	1,059
7010010	
Poll Place	2
Vote by Mail	2
Mail Ballot	2
Total	2

Precinct	Yes		No		Total Votes
0052183					
Poll Place	42	50.60%	41	49.40%	83
Vote by Mail	189	46.21%	220	53.79%	409
Mail Ballot	0		0		0
Total	231	46.95%	261	53.05%	492
0052184					
Poll Place	34	52.31%	31	47.69%	65
Vote by Mail	234	53.18%	206	46.82%	440
Mail Ballot	0		0		0
Total	268	53.07%	237	46.93%	505
0052185					
Poll Place	21	36.84%	36	63.16%	57
Vote by Mail	71	42.77%	95	57.23%	166
Mail Ballot	0		0		0
Total	92	41.26%	131	58.74%	223
0052400					
Poll Place	18	40.91%	26	59.09%	44
Vote by Mail	225	47.67%	247	52.33%	472
Mail Ballot	0		0		0
Total	243	47.09%	273	52.91%	516
0052490					
Poll Place	33	43.42%	43	56.58%	76
Vote by Mail	231	48.73%	243	51.27%	474
Mail Ballot	0		0		0
Total	264	48.00%	286	52.00%	550
7010010					
Poll Place	0		0		0
Vote by Mail	0		0		0
Mail Ballot	0	0.00%	2	100.00%	2
Total	0	0.00%	2	100.00%	2

Precinct	Registered Voters
7010015	
Poll Place	3
Vote by Mail	3
Mail Ballot	3
Total	3
7010050	
Poll Place	13
Vote by Mail	13
Mail Ballot	13
Total	13
7010080	
Poll Place	250
Vote by Mail	250
Mail Ballot	250
Total	250
7010084	
Poll Place	119
Vote by Mail	119
Mail Ballot	119
Total	119
7010085	
Poll Place	367
Vote by Mail	367
Mail Ballot	367
Total	367
7010090	
Poll Place	205
Vote by Mail	205
Mail Ballot	205
Total	205

Precinct	Yes		No		Total Votes
7010015					
Poll Place	0		0		0
Vote by Mail	0		0		0
Mail Ballot	0	0.00%	2	100.00%	2
Total	0	0.00%	2	100.00%	2
7010050					
Poll Place	0		0		0
Vote by Mail	0		0		0
Mail Ballot	1	16.67%	5	83.33%	6
Total	1	16.67%	5	83.33%	6
7010080					
Poll Place	0		0		0
Vote by Mail	0		0		0
Mail Ballot	30	13.64%	190	86.36%	220
Total	30	13.64%	190	86.36%	220
7010084					
Poll Place	0		0		0
Vote by Mail	0		0		0
Mail Ballot	18	27.27%	48	72.73%	66
Total	18	27.27%	48	72.73%	66
7010085					
Poll Place	0		0		0
Vote by Mail	0		0		0
Mail Ballot	29	9.24%	285	90.76%	314
Total	29	9.24%	285	90.76%	314
7010090					
Poll Place	0		0		0
Vote by Mail	0		0		0
Mail Ballot	14	9.79%	129	90.21%	143
Total	14	9.79%	129	90.21%	143

Precinct	Registered Voters
7010225	
Poll Place	3
Vote by Mail	3
Mail Ballot	3
Total	3
7010226	
Poll Place	80
Vote by Mail	80
Mail Ballot	80
Total	80
7010229	
Poll Place	96
Vote by Mail	96
Mail Ballot	96
Total	96
7011135	
Poll Place	65
Vote by Mail	65
Mail Ballot	65
Total	65
7011153	
Poll Place	371
Vote by Mail	371
Mail Ballot	371
Total	371
7011171	
Poll Place	151
Vote by Mail	151
Mail Ballot	151
Total	151

Precinct	Yes		No		Total Votes
7010225					
Poll Place	0		0		0
Vote by Mail	0		0		0
Mail Ballot	1	33.33%	2	66.67%	3
Total	1	33.33%	2	66.67%	3
7010226					
Poll Place	0		0		0
Vote by Mail	0		0		0
Mail Ballot	12	17.65%	56	82.35%	68
Total	12	17.65%	56	82.35%	68
7010229					
Poll Place	0		0		0
Vote by Mail	0		0		0
Mail Ballot	25	41.67%	35	58.33%	60
Total	25	41.67%	35	58.33%	60
7011135					
Poll Place	0		0		0
Vote by Mail	0		0		0
Mail Ballot	11	26.19%	31	73.81%	42
Total	11	26.19%	31	73.81%	42
7011153					
Poll Place	0		0		0
Vote by Mail	0		0		0
Mail Ballot	70	29.79%	165	70.21%	235
Total	70	29.79%	165	70.21%	235
7011171					
Poll Place	0		0		0
Vote by Mail	0		0		0
Mail Ballot	28	30.43%	64	69.57%	92
Total	28	30.43%	64	69.57%	92

Precinct	Registered Voters
7011200	
Poll Place	0
Vote by Mail	0
Mail Ballot	0
Total	0
7011202	
Poll Place	244
Vote by Mail	244
Mail Ballot	244
Total	244
7011208	
Poll Place	11
Vote by Mail	11
Mail Ballot	11
Total	11
7011209	
Poll Place	191
Vote by Mail	191
Mail Ballot	191
Total	191
7011290	
Poll Place	224
Vote by Mail	224
Mail Ballot	224
Total	224
7011382	
Poll Place	14
Vote by Mail	14
Mail Ballot	14
Total	14

Precinct	Yes		No		Total Votes
7011200					
Poll Place	0		0		0
Vote by Mail	0		0		0
Mail Ballot	0		0		0
Total	0		0		0
7011202					
Poll Place	0		0		0
Vote by Mail	0		0		0
Mail Ballot	27	15.43%	148	84.57%	175
Total	27	15.43%	148	84.57%	175
7011208					
Poll Place	0		0		0
Vote by Mail	0		0		0
Mail Ballot	0	0.00%	6	100.00%	6
Total	0	0.00%	6	100.00%	6
7011209					
Poll Place	0		0		0
Vote by Mail	0		0		0
Mail Ballot	31	34.44%	59	65.56%	90
Total	31	34.44%	59	65.56%	90
7011290					
Poll Place	0		0		0
Vote by Mail	0		0		0
Mail Ballot	31	18.67%	135	81.33%	166
Total	31	18.67%	135	81.33%	166
7011382					
Poll Place	0		0		0
Vote by Mail	0		0		0
Mail Ballot	0	0.00%	8	100.00%	8
Total	0	0.00%	8	100.00%	8

Precinct	Registered Voters
7011391	
Poll Place	26
Vote by Mail	26
Mail Ballot	26
Total	26
7011538	
Poll Place	176
Vote by Mail	176
Mail Ballot	176
Total	176
7011541	
Poll Place	1
Vote by Mail	1
Mail Ballot	1
Total	1
7011542	
Poll Place	5
Vote by Mail	5
Mail Ballot	5
Total	5
7011627	
Poll Place	0
Vote by Mail	0
Mail Ballot	0
Total	0
7011632	
Poll Place	92
Vote by Mail	92
Mail Ballot	92
Total	92

Precinct	Yes		No		Total Votes
7011391					
Poll Place	0		0		0
Vote by Mail	0		0		0
Mail Ballot	6	27.27%	16	72.73%	22
Total	6	27.27%	16	72.73%	22
7011538					
Poll Place	0		0		0
Vote by Mail	0		0		0
Mail Ballot	13	8.61%	138	91.39%	151
Total	13	8.61%	138	91.39%	151
7011541					
Poll Place	0		0		0
Vote by Mail	0		0		0
Mail Ballot	0	0.00%	1	100.00%	1
Total	0	0.00%	1	100.00%	1
7011542					
Poll Place	0		0		0
Vote by Mail	0		0		0
Mail Ballot	1	100.00%	0	0.00%	1
Total	1	100.00%	0	0.00%	1
7011627					
Poll Place	0		0		0
Vote by Mail	0		0		0
Mail Ballot	0		0		0
Total	0		0		0
7011632					
Poll Place	0		0		0
Vote by Mail	0		0		0
Mail Ballot	23	39.66%	35	60.34%	58
Total	23	39.66%	35	60.34%	58

Precinct	Registered Voters
7011683	
Poll Place	35
Vote by Mail	35
Mail Ballot	35
Total	35
7011703	
Poll Place	96
Vote by Mail	96
Mail Ballot	96
Total	96
7011719	
Poll Place	250
Vote by Mail	250
Mail Ballot	250
Total	250
7011759	
Poll Place	0
Vote by Mail	0
Mail Ballot	0
Total	0
7011760	
Poll Place	0
Vote by Mail	0
Mail Ballot	0
Total	0
7011773	
Poll Place	267
Vote by Mail	267
Mail Ballot	267
Total	267

Precinct	Yes		No		Total Votes
7011683					
Poll Place	0		0		0
Vote by Mail	0		0		0
Mail Ballot	1	3.85%	25	96.15%	26
Total	1	3.85%	25	96.15%	26
7011703					
Poll Place	0		0		0
Vote by Mail	0		0		0
Mail Ballot	1	1.18%	84	98.82%	85
Total	1	1.18%	84	98.82%	85
7011719					
Poll Place	0		0		0
Vote by Mail	0		0		0
Mail Ballot	37	19.37%	154	80.63%	191
Total	37	19.37%	154	80.63%	191
7011759					
Poll Place	0		0		0
Vote by Mail	0		0		0
Mail Ballot	0		0		0
Total	0		0		0
7011760					
Poll Place	0		0		0
Vote by Mail	0		0		0
Mail Ballot	0		0		0
Total	0		0		0
7011773					
Poll Place	0		0		0
Vote by Mail	0		0		0
Mail Ballot	26	10.97%	211	89.03%	237
Total	26	10.97%	211	89.03%	237

Precinct	Registered Voters
7011820	
Poll Place	90
Vote by Mail	90
Mail Ballot	90
Total	90
7011835	
Poll Place	0
Vote by Mail	0
Mail Ballot	0
Total	0
7011840	
Poll Place	21
Vote by Mail	21
Mail Ballot	21
Total	21
7011870	
Poll Place	11
Vote by Mail	11
Mail Ballot	11
Total	11
7011880	
Poll Place	0
Vote by Mail	0
Mail Ballot	0
Total	0
7011900	
Poll Place	133
Vote by Mail	133
Mail Ballot	133
Total	133

Precinct	Yes		No		Total Votes
7011820					
Poll Place	0		0		0
Vote by Mail	0		0		0
Mail Ballot	16	21.05%	60	78.95%	76
Total	16	21.05%	60	78.95%	76
7011835					
Poll Place	0		0		0
Vote by Mail	0		0		0
Mail Ballot	0		0		0
Total	0		0		0
7011840					
Poll Place	0		0		0
Vote by Mail	0		0		0
Mail Ballot	0	0.00%	17	100.00%	17
Total	0	0.00%	17	100.00%	17
7011870					
Poll Place	0		0		0
Vote by Mail	0		0		0
Mail Ballot	2	22.22%	7	77.78%	9
Total	2	22.22%	7	77.78%	9
7011880					
Poll Place	0		0		0
Vote by Mail	0		0		0
Mail Ballot	0		0		0
Total	0		0		0
7011900					
Poll Place	0		0		0
Vote by Mail	0		0		0
Mail Ballot	7	6.09%	108	93.91%	115
Total	7	6.09%	108	93.91%	115

Precinct	Registered Voters
7011915	
Poll Place	46
Vote by Mail	46
Mail Ballot	46
Total	46
7011922	
Poll Place	208
Vote by Mail	208
Mail Ballot	208
Total	208
7011983	
Poll Place	35
Vote by Mail	35
Mail Ballot	35
Total	35
7011999	
Poll Place	141
Vote by Mail	141
Mail Ballot	141
Total	141
7012010	
Poll Place	54
Vote by Mail	54
Mail Ballot	54
Total	54
7012013	
Poll Place	0
Vote by Mail	0
Mail Ballot	0
Total	0

Precinct	Yes		No		Total Votes
7011915					
Poll Place	0		0		0
Vote by Mail	0		0		0
Mail Ballot	5	14.71%	29	85.29%	34
Total	5	14.71%	29	85.29%	34
7011922					
Poll Place	0		0		0
Vote by Mail	0		0		0
Mail Ballot	25	15.72%	134	84.28%	159
Total	25	15.72%	134	84.28%	159
7011983					
Poll Place	0		0		0
Vote by Mail	0		0		0
Mail Ballot	5	17.86%	23	82.14%	28
Total	5	17.86%	23	82.14%	28
7011999					
Poll Place	0		0		0
Vote by Mail	0		0		0
Mail Ballot	8	6.40%	117	93.60%	125
Total	8	6.40%	117	93.60%	125
7012010					
Poll Place	0		0		0
Vote by Mail	0		0		0
Mail Ballot	2	4.35%	44	95.65%	46
Total	2	4.35%	44	95.65%	46
7012013					
Poll Place	0		0		0
Vote by Mail	0		0		0
Mail Ballot	0		0		0
Total	0		0		0

Precinct	Registered Voters
7012056	
Poll Place	45
Vote by Mail	45
Mail Ballot	45
Total	45
7012160	
Poll Place	261
Vote by Mail	261
Mail Ballot	261
Total	261
7012162	
Poll Place	0
Vote by Mail	0
Mail Ballot	0
Total	0
7012164	
Poll Place	129
Vote by Mail	129
Mail Ballot	129
Total	129
7012277	
Poll Place	243
Vote by Mail	243
Mail Ballot	243
Total	243
7012397	
Poll Place	85
Vote by Mail	85
Mail Ballot	85
Total	85

Precinct	Yes		No		Total Votes
7012056					
Poll Place	0		0		0
Vote by Mail	0		0		0
Mail Ballot	5	14.71%	29	85.29%	34
Total	5	14.71%	29	85.29%	34
7012160					
Poll Place	0		0		0
Vote by Mail	0		0		0
Mail Ballot	53	25.98%	151	74.02%	204
Total	53	25.98%	151	74.02%	204
7012162					
Poll Place	0		0		0
Vote by Mail	0		0		0
Mail Ballot	0		0		0
Total	0		0		0
7012164					
Poll Place	0		0		0
Vote by Mail	0		0		0
Mail Ballot	24	22.43%	83	77.57%	107
Total	24	22.43%	83	77.57%	107
7012277					
Poll Place	0		0		0
Vote by Mail	0		0		0
Mail Ballot	25	12.82%	170	87.18%	195
Total	25	12.82%	170	87.18%	195
7012397					
Poll Place	0		0		0
Vote by Mail	0		0		0
Mail Ballot	9	20.45%	35	79.55%	44
Total	9	20.45%	35	79.55%	44

Precinct	Registered Voters
7012413	
Poll Place	274
Vote by Mail	274
Mail Ballot	274
Total	274
7012712	
Poll Place	50
Vote by Mail	50
Mail Ballot	50
Total	50
7012757	
Poll Place	114
Vote by Mail	114
Mail Ballot	114
Total	114
7012856	
Poll Place	125
Vote by Mail	125
Mail Ballot	125
Total	125
7012912	
Poll Place	20
Vote by Mail	20
Mail Ballot	20
Total	20
7012937	
Poll Place	101
Vote by Mail	101
Mail Ballot	101
Total	101

Precinct	Yes		No		Total Votes
7012413					
Poll Place	0		0		0
Vote by Mail	0		0		0
Mail Ballot	74	48.68%	78	51.32%	152
Total	74	48.68%	78	51.32%	152
7012712					
Poll Place	0		0		0
Vote by Mail	0		0		0
Mail Ballot	3	6.82%	41	93.18%	44
Total	3	6.82%	41	93.18%	44
7012757					
Poll Place	0		0		0
Vote by Mail	0		0		0
Mail Ballot	10	12.99%	67	87.01%	77
Total	10	12.99%	67	87.01%	77
7012856					
Poll Place	0		0		0
Vote by Mail	0		0		0
Mail Ballot	20	19.61%	82	80.39%	102
Total	20	19.61%	82	80.39%	102
7012912					
Poll Place	0		0		0
Vote by Mail	0		0		0
Mail Ballot	1	7.69%	12	92.31%	13
Total	1	7.69%	12	92.31%	13
7012937					
Poll Place	0		0		0
Vote by Mail	0		0		0
Mail Ballot	24	42.86%	32	57.14%	56
Total	24	42.86%	32	57.14%	56

Precinct	Registered Voters
7012992	
Poll Place	39
Vote by Mail	39
Mail Ballot	39
Total	39
7013047	
Poll Place	207
Vote by Mail	207
Mail Ballot	207
Total	207
7013068	
Poll Place	7
Vote by Mail	7
Mail Ballot	7
Total	7
7013095	
Poll Place	238
Vote by Mail	238
Mail Ballot	238
Total	238
7013102	
Poll Place	27
Vote by Mail	27
Mail Ballot	27
Total	27
7013104	
Poll Place	2
Vote by Mail	2
Mail Ballot	2
Total	2

Precinct	Yes		No		Total Votes
7012992					
Poll Place	0		0		0
Vote by Mail	0		0		0
Mail Ballot	10	30.30%	23	69.70%	33
Total	10	30.30%	23	69.70%	33
7013047					
Poll Place	0		0		0
Vote by Mail	0		0		0
Mail Ballot	10	6.21%	151	93.79%	161
Total	10	6.21%	151	93.79%	161
7013068					
Poll Place	0		0		0
Vote by Mail	0		0		0
Mail Ballot	3	50.00%	3	50.00%	6
Total	3	50.00%	3	50.00%	6
7013095					
Poll Place	0		0		0
Vote by Mail	0		0		0
Mail Ballot	32	27.12%	86	72.88%	118
Total	32	27.12%	86	72.88%	118
7013102					
Poll Place	0		0		0
Vote by Mail	0		0		0
Mail Ballot	0	0.00%	27	100.00%	27
Total	0	0.00%	27	100.00%	27
7013104					
Poll Place	0		0		0
Vote by Mail	0		0		0
Mail Ballot	1	50.00%	1	50.00%	2
Total	1	50.00%	1	50.00%	2

Precinct	Registered Voters
7013105	
Poll Place	36
Vote by Mail	36
Mail Ballot	36
Total	36
7013106	
Poll Place	223
Vote by Mail	223
Mail Ballot	223
Total	223
7013112	
Poll Place	13
Vote by Mail	13
Mail Ballot	13
Total	13
7013114	
Poll Place	1,016
Vote by Mail	1,016
Mail Ballot	1,016
Total	1,016
7013115	
Poll Place	6
Vote by Mail	6
Mail Ballot	6
Total	6
7013134	
Poll Place	0
Vote by Mail	0
Mail Ballot	0
Total	0

Precinct	Yes		No		Total Votes
7013105					
Poll Place	0		0		0
Vote by Mail	0		0		0
Mail Ballot	4	19.05%	17	80.95%	21
Total	4	19.05%	17	80.95%	21
7013106					
Poll Place	0		0		0
Vote by Mail	0		0		0
Mail Ballot	38	22.22%	133	77.78%	171
Total	38	22.22%	133	77.78%	171
7013112					
Poll Place	0		0		0
Vote by Mail	0		0		0
Mail Ballot	4	50.00%	4	50.00%	8
Total	4	50.00%	4	50.00%	8
7013114					
Poll Place	0		0		0
Vote by Mail	0		0		0
Mail Ballot	213	25.82%	612	74.18%	825
Total	213	25.82%	612	74.18%	825
7013115					
Poll Place	0		0		0
Vote by Mail	0		0		0
Mail Ballot	1	25.00%	3	75.00%	4
Total	1	25.00%	3	75.00%	4
7013134					
Poll Place	0		0		0
Vote by Mail	0		0		0
Mail Ballot	0		0		0
Total	0		0		0

Precinct	Registered Voters
7013182	
Poll Place	66
Vote by Mail	66
Mail Ballot	66
Total	66
7013369	
Poll Place	163
Vote by Mail	163
Mail Ballot	163
Total	163
7013507	
Poll Place	0
Vote by Mail	0
Mail Ballot	0
Total	0
7013569	
Poll Place	0
Vote by Mail	0
Mail Ballot	0
Total	0
7015125	
Poll Place	9
Vote by Mail	9
Mail Ballot	9
Total	9
7015128	
Poll Place	341
Vote by Mail	341
Mail Ballot	341
Total	341

Precinct	Yes		No		Total Votes
7013182					
Poll Place	0		0		0
Vote by Mail	0		0		0
Mail Ballot	3	5.45%	52	94.55%	55
Total	3	5.45%	52	94.55%	55
7013369					
Poll Place	0		0		0
Vote by Mail	0		0		0
Mail Ballot	27	24.55%	83	75.45%	110
Total	27	24.55%	83	75.45%	110
7013507					
Poll Place	0		0		0
Vote by Mail	0		0		0
Mail Ballot	0		0		0
Total	0		0		0
7013569					
Poll Place	0		0		0
Vote by Mail	0		0		0
Mail Ballot	0		0		0
Total	0		0		0
7015125					
Poll Place	0		0		0
Vote by Mail	0		0		0
Mail Ballot	0	0.00%	7	100.00%	7
Total	0	0.00%	7	100.00%	7
7015128					
Poll Place	0		0		0
Vote by Mail	0		0		0
Mail Ballot	70	24.14%	220	75.86%	290
Total	70	24.14%	220	75.86%	290

Precinct	Registered Voters
7015131	
Poll Place	176
Vote by Mail	176
Mail Ballot	176
Total	176
7015134	
Poll Place	0
Vote by Mail	0
Mail Ballot	0
Total	0
7020012	
Poll Place	212
Vote by Mail	212
Mail Ballot	212
Total	212
7020014	
Poll Place	97
Vote by Mail	97
Mail Ballot	97
Total	97
7020034	
Poll Place	46
Vote by Mail	46
Mail Ballot	46
Total	46
7020036	
Poll Place	274
Vote by Mail	274
Mail Ballot	274
Total	274

Precinct	Yes		No		Total Votes
7015131					
Poll Place	0		0		0
Vote by Mail	0		0		0
Mail Ballot	36	30.25%	83	69.75%	119
Total	36	30.25%	83	69.75%	119
7015134					
Poll Place	0		0		0
Vote by Mail	0		0		0
Mail Ballot	0		0		0
Total	0		0		0
7020012					
Poll Place	0		0		0
Vote by Mail	0		0		0
Mail Ballot	25	14.20%	151	85.80%	176
Total	25	14.20%	151	85.80%	176
7020014					
Poll Place	0		0		0
Vote by Mail	0		0		0
Mail Ballot	5	6.17%	76	93.83%	81
Total	5	6.17%	76	93.83%	81
7020034					
Poll Place	0		0		0
Vote by Mail	0		0		0
Mail Ballot	6	18.75%	26	81.25%	32
Total	6	18.75%	26	81.25%	32
7020036					
Poll Place	0		0		0
Vote by Mail	0		0		0
Mail Ballot	73	47.10%	82	52.90%	155
Total	73	47.10%	82	52.90%	155

Precinct	Registered Voters
7020110	
Poll Place	248
Vote by Mail	248
Mail Ballot	248
Total	248
7020143	
Poll Place	1
Vote by Mail	1
Mail Ballot	1
Total	1
7020175	
Poll Place	59
Vote by Mail	59
Mail Ballot	59
Total	59
7020176	
Poll Place	0
Vote by Mail	0
Mail Ballot	0
Total	0
7020250	
Poll Place	287
Vote by Mail	287
Mail Ballot	287
Total	287
7020264	
Poll Place	1
Vote by Mail	1
Mail Ballot	1
Total	1

Precinct	Yes		No		Total Votes
7020110					
Poll Place	0		0		0
Vote by Mail	0		0		0
Mail Ballot	28	13.33%	182	86.67%	210
Total	28	13.33%	182	86.67%	210
7020143					
Poll Place	0		0		0
Vote by Mail	0		0		0
Mail Ballot	0		0		0
Total	0		0		0
7020175					
Poll Place	0		0		0
Vote by Mail	0		0		0
Mail Ballot	9	19.57%	37	80.43%	46
Total	9	19.57%	37	80.43%	46
7020176					
Poll Place	0		0		0
Vote by Mail	0		0		0
Mail Ballot	0		0		0
Total	0		0		0
7020250					
Poll Place	0		0		0
Vote by Mail	0		0		0
Mail Ballot	48	24.12%	151	75.88%	199
Total	48	24.12%	151	75.88%	199
7020264					
Poll Place	0		0		0
Vote by Mail	0		0		0
Mail Ballot	0	0.00%	1	100.00%	1
Total	0	0.00%	1	100.00%	1

Precinct	Registered Voters
7020266	
Poll Place	320
Vote by Mail	320
Mail Ballot	320
Total	320
7020267	
Poll Place	9
Vote by Mail	9
Mail Ballot	9
Total	9
7020281	
Poll Place	22
Vote by Mail	22
Mail Ballot	22
Total	22
7021136	
Poll Place	0
Vote by Mail	0
Mail Ballot	0
Total	0
7021138	
Poll Place	38
Vote by Mail	38
Mail Ballot	38
Total	38
7021139	
Poll Place	111
Vote by Mail	111
Mail Ballot	111
Total	111

Precinct	Yes		No		Total Votes
7020266					
Poll Place	0		0		0
Vote by Mail	0		0		0
Mail Ballot	57	31.49%	124	68.51%	181
Total	57	31.49%	124	68.51%	181
7020267					
Poll Place	0		0		0
Vote by Mail	0		0		0
Mail Ballot	1	12.50%	7	87.50%	8
Total	1	12.50%	7	87.50%	8
7020281					
Poll Place	0		0		0
Vote by Mail	0		0		0
Mail Ballot	7	43.75%	9	56.25%	16
Total	7	43.75%	9	56.25%	16
7021136					
Poll Place	0		0		0
Vote by Mail	0		0		0
Mail Ballot	0		0		0
Total	0		0		0
7021138					
Poll Place	0		0		0
Vote by Mail	0		0		0
Mail Ballot	8	47.06%	9	52.94%	17
Total	8	47.06%	9	52.94%	17
7021139					
Poll Place	0		0		0
Vote by Mail	0		0		0
Mail Ballot	11	11.00%	89	89.00%	100
Total	11	11.00%	89	89.00%	100

Precinct	Registered Voters
7021222	
Poll Place	16
Vote by Mail	16
Mail Ballot	16
Total	16
7021230	
Poll Place	0
Vote by Mail	0
Mail Ballot	0
Total	0
7021231	
Poll Place	16
Vote by Mail	16
Mail Ballot	16
Total	16
7021235	
Poll Place	147
Vote by Mail	147
Mail Ballot	147
Total	147
7021257	
Poll Place	42
Vote by Mail	42
Mail Ballot	42
Total	42
7021261	
Poll Place	64
Vote by Mail	64
Mail Ballot	64
Total	64

Precinct	Yes		No		Total Votes
7021222					
Poll Place	0		0		0
Vote by Mail	0		0		0
Mail Ballot	4	40.00%	6	60.00%	10
Total	4	40.00%	6	60.00%	10
7021230					
Poll Place	0		0		0
Vote by Mail	0		0		0
Mail Ballot	0		0		0
Total	0		0		0
7021231					
Poll Place	0		0		0
Vote by Mail	0		0		0
Mail Ballot	3	20.00%	12	80.00%	15
Total	3	20.00%	12	80.00%	15
7021235					
Poll Place	0		0		0
Vote by Mail	0		0		0
Mail Ballot	23	22.33%	80	77.67%	103
Total	23	22.33%	80	77.67%	103
7021257					
Poll Place	0		0		0
Vote by Mail	0		0		0
Mail Ballot	2	8.70%	21	91.30%	23
Total	2	8.70%	21	91.30%	23
7021261					
Poll Place	0		0		0
Vote by Mail	0		0		0
Mail Ballot	12	26.67%	33	73.33%	45
Total	12	26.67%	33	73.33%	45

Precinct	Registered Voters
7021276	
Poll Place	0
Vote by Mail	0
Mail Ballot	0
Total	0
7021279	
Poll Place	50
Vote by Mail	50
Mail Ballot	50
Total	50
7021301	
Poll Place	136
Vote by Mail	136
Mail Ballot	136
Total	136
7021304	
Poll Place	114
Vote by Mail	114
Mail Ballot	114
Total	114
7021381	
Poll Place	0
Vote by Mail	0
Mail Ballot	0
Total	0
7021387	
Poll Place	127
Vote by Mail	127
Mail Ballot	127
Total	127

Precinct	Yes		No		Total Votes
7021276					
Poll Place	0		0		0
Vote by Mail	0		0		0
Mail Ballot	0		0		0
Total	0		0		0
7021279					
Poll Place	0		0		0
Vote by Mail	0		0		0
Mail Ballot	6	16.67%	30	83.33%	36
Total	6	16.67%	30	83.33%	36
7021301					
Poll Place	0		0		0
Vote by Mail	0		0		0
Mail Ballot	15	15.15%	84	84.85%	99
Total	15	15.15%	84	84.85%	99
7021304					
Poll Place	0		0		0
Vote by Mail	0		0		0
Mail Ballot	13	18.06%	59	81.94%	72
Total	13	18.06%	59	81.94%	72
7021381					
Poll Place	0		0		0
Vote by Mail	0		0		0
Mail Ballot	0		0		0
Total	0		0		0
7021387					
Poll Place	0		0		0
Vote by Mail	0		0		0
Mail Ballot	13	13.83%	81	86.17%	94
Total	13	13.83%	81	86.17%	94

Precinct	Registered Voters
7021477	
Poll Place	97
Vote by Mail	97
Mail Ballot	97
Total	97
7021493	
Poll Place	0
Vote by Mail	0
Mail Ballot	0
Total	0
7021494	
Poll Place	0
Vote by Mail	0
Mail Ballot	0
Total	0
7021501	
Poll Place	19
Vote by Mail	19
Mail Ballot	19
Total	19
7021514	
Poll Place	255
Vote by Mail	255
Mail Ballot	255
Total	255
7021527	
Poll Place	159
Vote by Mail	159
Mail Ballot	159
Total	159

Precinct	Yes		No		Total Votes
7021477					
Poll Place	0		0		0
Vote by Mail	0		0		0
Mail Ballot	7	8.97%	71	91.03%	78
Total	7	8.97%	71	91.03%	78
7021493					
Poll Place	0		0		0
Vote by Mail	0		0		0
Mail Ballot	0		0		0
Total	0		0		0
7021494					
Poll Place	0		0		0
Vote by Mail	0		0		0
Mail Ballot	0		0		0
Total	0		0		0
7021501					
Poll Place	0		0		0
Vote by Mail	0		0		0
Mail Ballot	4	26.67%	11	73.33%	15
Total	4	26.67%	11	73.33%	15
7021514					
Poll Place	0		0		0
Vote by Mail	0		0		0
Mail Ballot	26	13.07%	173	86.93%	199
Total	26	13.07%	173	86.93%	199
7021527					
Poll Place	0		0		0
Vote by Mail	0		0		0
Mail Ballot	26	25.24%	77	74.76%	103
Total	26	25.24%	77	74.76%	103

Precinct	Registered Voters
7021637	
Poll Place	8
Vote by Mail	8
Mail Ballot	8
Total	8
7021717	
Poll Place	8
Vote by Mail	8
Mail Ballot	8
Total	8
7021752	
Poll Place	65
Vote by Mail	65
Mail Ballot	65
Total	65
7021879	
Poll Place	0
Vote by Mail	0
Mail Ballot	0
Total	0
7021905	
Poll Place	2
Vote by Mail	2
Mail Ballot	2
Total	2
7021923	
Poll Place	123
Vote by Mail	123
Mail Ballot	123
Total	123

Precinct	Yes		No		Total Votes
7021637					
Poll Place	0		0		0
Vote by Mail	0		0		0
Mail Ballot	2	25.00%	6	75.00%	8
Total	2	25.00%	6	75.00%	8
7021717					
Poll Place	0		0		0
Vote by Mail	0		0		0
Mail Ballot	3	42.86%	4	57.14%	7
Total	3	42.86%	4	57.14%	7
7021752					
Poll Place	0		0		0
Vote by Mail	0		0		0
Mail Ballot	7	23.33%	23	76.67%	30
Total	7	23.33%	23	76.67%	30
7021879					
Poll Place	0		0		0
Vote by Mail	0		0		0
Mail Ballot	0		0		0
Total	0		0		0
7021905					
Poll Place	0		0		0
Vote by Mail	0		0		0
Mail Ballot	0	0.00%	1	100.00%	1
Total	0	0.00%	1	100.00%	1
7021923					
Poll Place	0		0		0
Vote by Mail	0		0		0
Mail Ballot	16	16.84%	79	83.16%	95
Total	16	16.84%	79	83.16%	95

Precinct	Registered Voters
7021924	
Poll Place	227
Vote by Mail	227
Mail Ballot	227
Total	227
7021925	
Poll Place	177
Vote by Mail	177
Mail Ballot	177
Total	177
7021927	
Poll Place	0
Vote by Mail	0
Mail Ballot	0
Total	0
7022001	
Poll Place	47
Vote by Mail	47
Mail Ballot	47
Total	47
7022205	
Poll Place	254
Vote by Mail	254
Mail Ballot	254
Total	254
7022007	
Poll Place	121
Vote by Mail	121
Mail Ballot	121
Total	121

Precinct	Yes		No		Total Votes
7021924					
Poll Place	0		0		0
Vote by Mail	0		0		0
Mail Ballot	18	9.94%	163	90.06%	181
Total	18	9.94%	163	90.06%	181
7021925					
Poll Place	0		0		0
Vote by Mail	0		0		0
Mail Ballot	31	21.53%	113	78.47%	144
Total	31	21.53%	113	78.47%	144
7021927					
Poll Place	0		0		0
Vote by Mail	0		0		0
Mail Ballot	0		0		0
Total	0		0		0
7022001					
Poll Place	0		0		0
Vote by Mail	0		0		0
Mail Ballot	12	63.16%	7	36.84%	19
Total	12	63.16%	7	36.84%	19
7022205					
Poll Place	0		0		0
Vote by Mail	0		0		0
Mail Ballot	44	20.66%	169	79.34%	213
Total	44	20.66%	169	79.34%	213
7022007					
Poll Place	0		0		0
Vote by Mail	0		0		0
Mail Ballot	32	41.03%	46	58.97%	78
Total	32	41.03%	46	58.97%	78

Precinct	Registered Voters
7022013	
Poll Place	119
Vote by Mail	119
Mail Ballot	119
Total	119
7022014	
Poll Place	355
Vote by Mail	355
Mail Ballot	355
Total	355
7022015	
Poll Place	500
Vote by Mail	500
Mail Ballot	500
Total	500
7022019	
Poll Place	273
Vote by Mail	273
Mail Ballot	273
Total	273
7022022	
Poll Place	9
Vote by Mail	9
Mail Ballot	9
Total	9
7022025	
Poll Place	0
Vote by Mail	0
Mail Ballot	0
Total	0

Precinct	Yes		No		Total Votes
7022013					
Poll Place	0		0		0
Vote by Mail	0		0		0
Mail Ballot	22	33.85%	43	66.15%	65
Total	22	33.85%	43	66.15%	65
7022014					
Poll Place	0		0		0
Vote by Mail	0		0		0
Mail Ballot	81	28.22%	206	71.78%	287
Total	81	28.22%	206	71.78%	287
7022015					
Poll Place	0		0		0
Vote by Mail	0		0		0
Mail Ballot	114	30.16%	264	69.84%	378
Total	114	30.16%	264	69.84%	378
7022019					
Poll Place	0		0		0
Vote by Mail	0		0		0
Mail Ballot	66	42.04%	91	57.96%	157
Total	66	42.04%	91	57.96%	157
7022022					
Poll Place	0		0		0
Vote by Mail	0		0		0
Mail Ballot	0	0.00%	8	100.00%	8
Total	0	0.00%	8	100.00%	8
7022025					
Poll Place	0		0		0
Vote by Mail	0		0		0
Mail Ballot	0		0		0
Total	0		0		0

Precinct	Registered Voters
7022028	
Poll Place	160
Vote by Mail	160
Mail Ballot	160
Total	160
7022029	
Poll Place	193
Vote by Mail	193
Mail Ballot	193
Total	193
7022217	
Poll Place	0
Vote by Mail	0
Mail Ballot	0
Total	0
7022227	
Poll Place	0
Vote by Mail	0
Mail Ballot	0
Total	0
7022234	
Poll Place	22
Vote by Mail	22
Mail Ballot	22
Total	22
7022283	
Poll Place	172
Vote by Mail	172
Mail Ballot	172
Total	172

Precinct	Yes		No		Total Votes
7022028					
Poll Place	0		0		0
Vote by Mail	0		0		0
Mail Ballot	31	30.69%	70	69.31%	101
Total	31	30.69%	70	69.31%	101
7022029					
Poll Place	0		0		0
Vote by Mail	0		0		0
Mail Ballot	28	22.58%	96	77.42%	124
Total	28	22.58%	96	77.42%	124
7022217					
Poll Place	0		0		0
Vote by Mail	0		0		0
Mail Ballot	0		0		0
Total	0		0		0
7022227					
Poll Place	0		0		0
Vote by Mail	0		0		0
Mail Ballot	0		0		0
Total	0		0		0
7022234					
Poll Place	0		0		0
Vote by Mail	0		0		0
Mail Ballot	2	12.50%	14	87.50%	16
Total	2	12.50%	14	87.50%	16
7022283					
Poll Place	0		0		0
Vote by Mail	0		0		0
Mail Ballot	24	24.00%	76	76.00%	100
Total	24	24.00%	76	76.00%	100

Precinct	Registered Voters
7022421	
Poll Place	43
Vote by Mail	43
Mail Ballot	43
Total	43
7022454	
Poll Place	247
Vote by Mail	247
Mail Ballot	247
Total	247
7022456	
Poll Place	2
Vote by Mail	2
Mail Ballot	2
Total	2
7022473	
Poll Place	1
Vote by Mail	1
Mail Ballot	1
Total	1
7022600	
Poll Place	15
Vote by Mail	15
Mail Ballot	15
Total	15
7022658	
Poll Place	8
Vote by Mail	8
Mail Ballot	8
Total	8

Precinct	Yes		No		Total Votes
7022421					
Poll Place	0		0		0
Vote by Mail	0		0		0
Mail Ballot	10	45.45%	12	54.55%	22
Total	10	45.45%	12	54.55%	22
7022454					
Poll Place	0		0		0
Vote by Mail	0		0		0
Mail Ballot	40	26.32%	112	73.68%	152
Total	40	26.32%	112	73.68%	152
7022456					
Poll Place	0		0		0
Vote by Mail	0		0		0
Mail Ballot	2	100.00%	0	0.00%	2
Total	2	100.00%	0	0.00%	2
7022473					
Poll Place	0		0		0
Vote by Mail	0		0		0
Mail Ballot	1	100.00%	0	0.00%	1
Total	1	100.00%	0	0.00%	1
7022600					
Poll Place	0		0		0
Vote by Mail	0		0		0
Mail Ballot	3	23.08%	10	76.92%	13
Total	3	23.08%	10	76.92%	13
7022658					
Poll Place	0		0		0
Vote by Mail	0		0		0
Mail Ballot	0	0.00%	6	100.00%	6
Total	0	0.00%	6	100.00%	6

Precinct	Registered Voters
7022768	
Poll Place	0
Vote by Mail	0
Mail Ballot	0
Total	0
7022791	
Poll Place	100
Vote by Mail	100
Mail Ballot	100
Total	100
7022793	
Poll Place	96
Vote by Mail	96
Mail Ballot	96
Total	96
7022803	
Poll Place	42
Vote by Mail	42
Mail Ballot	42
Total	42
7022805	
Poll Place	158
Vote by Mail	158
Mail Ballot	158
Total	158
7023016	
Poll Place	0
Vote by Mail	0
Mail Ballot	0
Total	0

Precinct	Yes		No		Total Votes
7022768					
Poll Place	0		0		0
Vote by Mail	0		0		0
Mail Ballot	0		0		0
Total	0		0		0
7022791					
Poll Place	0		0		0
Vote by Mail	0		0		0
Mail Ballot	7	9.33%	68	90.67%	75
Total	7	9.33%	68	90.67%	75
7022793					
Poll Place	0		0		0
Vote by Mail	0		0		0
Mail Ballot	11	15.28%	61	84.72%	72
Total	11	15.28%	61	84.72%	72
7022803					
Poll Place	0		0		0
Vote by Mail	0		0		0
Mail Ballot	7	63.64%	4	36.36%	11
Total	7	63.64%	4	36.36%	11
7022805					
Poll Place	0		0		0
Vote by Mail	0		0		0
Mail Ballot	30	26.55%	83	73.45%	113
Total	30	26.55%	83	73.45%	113
7023016					
Poll Place	0		0		0
Vote by Mail	0		0		0
Mail Ballot	0		0		0
Total	0		0		0

Precinct	Registered Voters
7023018	
Poll Place	0
Vote by Mail	0
Mail Ballot	0
Total	0
7023019	
Poll Place	0
Vote by Mail	0
Mail Ballot	0
Total	0
7023024	
Poll Place	138
Vote by Mail	138
Mail Ballot	138
Total	138
7023037	
Poll Place	40
Vote by Mail	40
Mail Ballot	40
Total	40
7023082	
Poll Place	194
Vote by Mail	194
Mail Ballot	194
Total	194
7023084	
Poll Place	0
Vote by Mail	0
Mail Ballot	0
Total	0

Precinct	Yes		No		Total Votes
7023018					
Poll Place	0		0		0
Vote by Mail	0		0		0
Mail Ballot	0		0		0
Total	0		0		0
7023019					
Poll Place	0		0		0
Vote by Mail	0		0		0
Mail Ballot	0		0		0
Total	0		0		0
7023024					
Poll Place	0		0		0
Vote by Mail	0		0		0
Mail Ballot	11	12.09%	80	87.91%	91
Total	11	12.09%	80	87.91%	91
7023037					
Poll Place	0		0		0
Vote by Mail	0		0		0
Mail Ballot	3	13.04%	20	86.96%	23
Total	3	13.04%	20	86.96%	23
7023082					
Poll Place	0		0		0
Vote by Mail	0		0		0
Mail Ballot	21	16.28%	108	83.72%	129
Total	21	16.28%	108	83.72%	129
7023084					
Poll Place	0		0		0
Vote by Mail	0		0		0
Mail Ballot	0		0		0
Total	0		0		0

Precinct	Registered Voters
7023148	
Poll Place	12
Vote by Mail	12
Mail Ballot	12
Total	12
7023198	
Poll Place	15
Vote by Mail	15
Mail Ballot	15
Total	15
7023201	
Poll Place	4
Vote by Mail	4
Mail Ballot	4
Total	4
7023221	
Poll Place	0
Vote by Mail	0
Mail Ballot	0
Total	0
7023303	
Poll Place	0
Vote by Mail	0
Mail Ballot	0
Total	0
7023395	
Poll Place	0
Vote by Mail	0
Mail Ballot	0
Total	0

Precinct	Yes		No		Total Votes
7023148					
Poll Place	0		0		0
Vote by Mail	0		0		0
Mail Ballot	1	8.33%	11	91.67%	12
Total	1	8.33%	11	91.67%	12
7023198					
Poll Place	0		0		0
Vote by Mail	0		0		0
Mail Ballot	4	36.36%	7	63.64%	11
Total	4	36.36%	7	63.64%	11
7023201					
Poll Place	0		0		0
Vote by Mail	0		0		0
Mail Ballot	0	0.00%	2	100.00%	2
Total	0	0.00%	2	100.00%	2
7023221					
Poll Place	0		0		0
Vote by Mail	0		0		0
Mail Ballot	0		0		0
Total	0		0		0
7023303					
Poll Place	0		0		0
Vote by Mail	0		0		0
Mail Ballot	0		0		0
Total	0		0		0
7023395					
Poll Place	0		0		0
Vote by Mail	0		0		0
Mail Ballot	0		0		0
Total	0		0		0

Precinct	Registered Voters
7023469	
Poll Place	1
Vote by Mail	1
Mail Ballot	1
Total	1
7023470	
Poll Place	333
Vote by Mail	333
Mail Ballot	333
Total	333
7023476	
Poll Place	256
Vote by Mail	256
Mail Ballot	256
Total	256
7023500	
Poll Place	206
Vote by Mail	206
Mail Ballot	206
Total	206
7023505	
Poll Place	2
Vote by Mail	2
Mail Ballot	2
Total	2
7023590	
Poll Place	0
Vote by Mail	0
Mail Ballot	0
Total	0

Precinct	Yes		No		Total Votes
7023469					
Poll Place	0		0		0
Vote by Mail	0		0		0
Mail Ballot	0		0		0
Total	0		0		0
7023470					
Poll Place	0		0		0
Vote by Mail	0		0		0
Mail Ballot	65	41.67%	91	58.33%	156
Total	65	41.67%	91	58.33%	156
7023476					
Poll Place	0		0		0
Vote by Mail	0		0		0
Mail Ballot	39	17.03%	190	82.97%	229
Total	39	17.03%	190	82.97%	229
7023500					
Poll Place	0		0		0
Vote by Mail	0		0		0
Mail Ballot	16	9.14%	159	90.86%	175
Total	16	9.14%	159	90.86%	175
7023505					
Poll Place	0		0		0
Vote by Mail	0		0		0
Mail Ballot	0	0.00%	1	100.00%	1
Total	0	0.00%	1	100.00%	1
7023590					
Poll Place	0		0		0
Vote by Mail	0		0		0
Mail Ballot	0		0		0
Total	0		0		0

Precinct	Registered Voters
7023604	
Poll Place	0
Vote by Mail	0
Mail Ballot	0
Total	0
7023606	
Poll Place	0
Vote by Mail	0
Mail Ballot	0
Total	0
7023610	
Poll Place	233
Vote by Mail	233
Mail Ballot	233
Total	233
7023766	
Poll Place	1
Vote by Mail	1
Mail Ballot	1
Total	1
7025274	
Poll Place	0
Vote by Mail	0
Mail Ballot	0
Total	0
7025275	
Poll Place	0
Vote by Mail	0
Mail Ballot	0
Total	0

Precinct	Yes		No		Total Votes
7023604					
Poll Place	0		0		0
Vote by Mail	0		0		0
Mail Ballot	0		0		0
Total	0		0		0
7023606					
Poll Place	0		0		0
Vote by Mail	0		0		0
Mail Ballot	0		0		0
Total	0		0		0
7023610					
Poll Place	0		0		0
Vote by Mail	0		0		0
Mail Ballot	30	17.96%	137	82.04%	167
Total	30	17.96%	137	82.04%	167
7023766					
Poll Place	0		0		0
Vote by Mail	0		0		0
Mail Ballot	0	0.00%	1	100.00%	1
Total	0	0.00%	1	100.00%	1
7025274					
Poll Place	0		0		0
Vote by Mail	0		0		0
Mail Ballot	0		0		0
Total	0		0		0
7025275					
Poll Place	0		0		0
Vote by Mail	0		0		0
Mail Ballot	0		0		0
Total	0		0		0

Precinct	Registered Voters
7025276	
Poll Place	0
Vote by Mail	0
Mail Ballot	0
Total	0
7025277	
Poll Place	0
Vote by Mail	0
Mail Ballot	0
Total	0
7025278	
Poll Place	0
Vote by Mail	0
Mail Ballot	0
Total	0
7025280	
Poll Place	174
Vote by Mail	174
Mail Ballot	174
Total	174
7030083	
Poll Place	262
Vote by Mail	262
Mail Ballot	262
Total	262
7030303	
Poll Place	294
Vote by Mail	294
Mail Ballot	294
Total	294

Precinct	Yes		No		Total Votes
7025276					
Poll Place	0		0		0
Vote by Mail	0		0		0
Mail Ballot	0		0		0
Total	0		0		0
7025277					
Poll Place	0		0		0
Vote by Mail	0		0		0
Mail Ballot	0		0		0
Total	0		0		0
7025278					
Poll Place	0		0		0
Vote by Mail	0		0		0
Mail Ballot	0		0		0
Total	0		0		0
7025280					
Poll Place	0		0		0
Vote by Mail	0		0		0
Mail Ballot	51	37.50%	85	62.50%	136
Total	51	37.50%	85	62.50%	136
7030083					
Poll Place	0		0		0
Vote by Mail	0		0		0
Mail Ballot	29	15.51%	158	84.49%	187
Total	29	15.51%	158	84.49%	187
7030303					
Poll Place	0		0		0
Vote by Mail	0		0		0
Mail Ballot	64	27.23%	171	72.77%	235
Total	64	27.23%	171	72.77%	235

Precinct	Registered Voters
7030324	
Poll Place	173
Vote by Mail	173
Mail Ballot	173
Total	173
7030327	
Poll Place	44
Vote by Mail	44
Mail Ballot	44
Total	44
7030329	
Poll Place	0
Vote by Mail	0
Mail Ballot	0
Total	0
7030330	
Poll Place	140
Vote by Mail	140
Mail Ballot	140
Total	140
7030331	
Poll Place	95
Vote by Mail	95
Mail Ballot	95
Total	95
7030336	
Poll Place	0
Vote by Mail	0
Mail Ballot	0
Total	0

Precinct	Yes		No		Total Votes
7030324					
Poll Place	0		0		0
Vote by Mail	0		0		0
Mail Ballot	39	46.99%	44	53.01%	83
Total	39	46.99%	44	53.01%	83
7030327					
Poll Place	0		0		0
Vote by Mail	0		0		0
Mail Ballot	3	7.89%	35	92.11%	38
Total	3	7.89%	35	92.11%	38
7030329					
Poll Place	0		0		0
Vote by Mail	0		0		0
Mail Ballot	0		0		0
Total	0		0		0
7030330					
Poll Place	0		0		0
Vote by Mail	0		0		0
Mail Ballot	14	15.38%	77	84.62%	91
Total	14	15.38%	77	84.62%	91
7030331					
Poll Place	0		0		0
Vote by Mail	0		0		0
Mail Ballot	18	31.03%	40	68.97%	58
Total	18	31.03%	40	68.97%	58
7030336					
Poll Place	0		0		0
Vote by Mail	0		0		0
Mail Ballot	0		0		0
Total	0		0		0

Precinct	Registered Voters
7030343	
Poll Place	91
Vote by Mail	91
Mail Ballot	91
Total	91
7030344	
Poll Place	335
Vote by Mail	335
Mail Ballot	335
Total	335
7030357	
Poll Place	0
Vote by Mail	0
Mail Ballot	0
Total	0
7030371	
Poll Place	282
Vote by Mail	282
Mail Ballot	282
Total	282
7030372	
Poll Place	206
Vote by Mail	206
Mail Ballot	206
Total	206
7030395	
Poll Place	1
Vote by Mail	1
Mail Ballot	1
Total	1

Precinct	Yes		No		Total Votes
7030343					
Poll Place	0		0		0
Vote by Mail	0		0		0
Mail Ballot	13	29.55%	31	70.45%	44
Total	13	29.55%	31	70.45%	44
7030344					
Poll Place	0		0		0
Vote by Mail	0		0		0
Mail Ballot	75	42.13%	103	57.87%	178
Total	75	42.13%	103	57.87%	178
7030357					
Poll Place	0		0		0
Vote by Mail	0		0		0
Mail Ballot	0		0		0
Total	0		0		0
7030371					
Poll Place	0		0		0
Vote by Mail	0		0		0
Mail Ballot	70	41.92%	97	58.08%	167
Total	70	41.92%	97	58.08%	167
7030372					
Poll Place	0		0		0
Vote by Mail	0		0		0
Mail Ballot	16	9.04%	161	90.96%	177
Total	16	9.04%	161	90.96%	177
7030395					
Poll Place	0		0		0
Vote by Mail	0		0		0
Mail Ballot	0	0.00%	1	100.00%	1
Total	0	0.00%	1	100.00%	1

Precinct	Registered Voters
7031178	
Poll Place	0
Vote by Mail	0
Mail Ballot	0
Total	0
7031211	
Poll Place	46
Vote by Mail	46
Mail Ballot	46
Total	46
7031212	
Poll Place	253
Vote by Mail	253
Mail Ballot	253
Total	253
7031217	
Poll Place	89
Vote by Mail	89
Mail Ballot	89
Total	89
7031665	
Poll Place	247
Vote by Mail	247
Mail Ballot	247
Total	247
7031740	
Poll Place	127
Vote by Mail	127
Mail Ballot	127
Total	127

Precinct	Yes		No		Total Votes
7031178					
Poll Place	0		0		0
Vote by Mail	0		0		0
Mail Ballot	0		0		0
Total	0		0		0
7031211					
Poll Place	0		0		0
Vote by Mail	0		0		0
Mail Ballot	4	14.29%	24	85.71%	28
Total	4	14.29%	24	85.71%	28
7031212					
Poll Place	0		0		0
Vote by Mail	0		0		0
Mail Ballot	46	34.59%	87	65.41%	133
Total	46	34.59%	87	65.41%	133
7031217					
Poll Place	0		0		0
Vote by Mail	0		0		0
Mail Ballot	8	13.33%	52	86.67%	60
Total	8	13.33%	52	86.67%	60
7031665					
Poll Place	0		0		0
Vote by Mail	0		0		0
Mail Ballot	27	17.09%	131	82.91%	158
Total	27	17.09%	131	82.91%	158
7031740					
Poll Place	0		0		0
Vote by Mail	0		0		0
Mail Ballot	13	17.11%	63	82.89%	76
Total	13	17.11%	63	82.89%	76

Precinct	Registered Voters
7032213	
Poll Place	15
Vote by Mail	15
Mail Ballot	15
Total	15
7032239	
Poll Place	0
Vote by Mail	0
Mail Ballot	0
Total	0
7032253	
Poll Place	50
Vote by Mail	50
Mail Ballot	50
Total	50
7032381	
Poll Place	52
Vote by Mail	52
Mail Ballot	52
Total	52
7032386	
Poll Place	4
Vote by Mail	4
Mail Ballot	4
Total	4
7032387	
Poll Place	149
Vote by Mail	149
Mail Ballot	149
Total	149

Precinct	Yes		No		Total Votes
7032213					
Poll Place	0		0		0
Vote by Mail	0		0		0
Mail Ballot	1	9.09%	10	90.91%	11
Total	1	9.09%	10	90.91%	11
7032239					
Poll Place	0		0		0
Vote by Mail	0		0		0
Mail Ballot	0		0		0
Total	0		0		0
7032253					
Poll Place	0		0		0
Vote by Mail	0		0		0
Mail Ballot	10	37.04%	17	62.96%	27
Total	10	37.04%	17	62.96%	27
7032381					
Poll Place	0		0		0
Vote by Mail	0		0		0
Mail Ballot	7	21.21%	26	78.79%	33
Total	7	21.21%	26	78.79%	33
7032386					
Poll Place	0		0		0
Vote by Mail	0		0		0
Mail Ballot	0	0.00%	2	100.00%	2
Total	0	0.00%	2	100.00%	2
7032387					
Poll Place	0		0		0
Vote by Mail	0		0		0
Mail Ballot	27	31.40%	59	68.60%	86
Total	27	31.40%	59	68.60%	86

Precinct	Registered Voters
7032493	
Poll Place	0
Vote by Mail	0
Mail Ballot	0
Total	0
7032752	
Poll Place	80
Vote by Mail	80
Mail Ballot	80
Total	80
7033210	
Poll Place	306
Vote by Mail	306
Mail Ballot	306
Total	306
7033223	
Poll Place	198
Vote by Mail	198
Mail Ballot	198
Total	198
7033226	
Poll Place	225
Vote by Mail	225
Mail Ballot	225
Total	225
7033491	
Poll Place	256
Vote by Mail	256
Mail Ballot	256
Total	256

Precinct	Yes		No		Total Votes
7032493					
Poll Place	0		0		0
Vote by Mail	0		0		0
Mail Ballot	0		0		0
Total	0		0		0
7032752					
Poll Place	0		0		0
Vote by Mail	0		0		0
Mail Ballot	12	18.75%	52	81.25%	64
Total	12	18.75%	52	81.25%	64
7033210					
Poll Place	0		0		0
Vote by Mail	0		0		0
Mail Ballot	37	16.89%	182	83.11%	219
Total	37	16.89%	182	83.11%	219
7033223					
Poll Place	0		0		0
Vote by Mail	0		0		0
Mail Ballot	48	43.64%	62	56.36%	110
Total	48	43.64%	62	56.36%	110
7033226					
Poll Place	0		0		0
Vote by Mail	0		0		0
Mail Ballot	38	27.14%	102	72.86%	140
Total	38	27.14%	102	72.86%	140
7033491					
Poll Place	0		0		0
Vote by Mail	0		0		0
Mail Ballot	48	44.86%	59	55.14%	107
Total	48	44.86%	59	55.14%	107

Precinct	Registered Voters
7033499	
Poll Place	121
Vote by Mail	121
Mail Ballot	121
Total	121
7035600	
Poll Place	101
Vote by Mail	101
Mail Ballot	101
Total	101
7035639	
Poll Place	67
Vote by Mail	67
Mail Ballot	67
Total	67
7035662	
Poll Place	485
Vote by Mail	485
Mail Ballot	485
Total	485
7035663	
Poll Place	19
Vote by Mail	19
Mail Ballot	19
Total	19
7035670	
Poll Place	0
Vote by Mail	0
Mail Ballot	0
Total	0

Precinct	Yes		No		Total Votes
7033499					
Poll Place	0		0		0
Vote by Mail	0		0		0
Mail Ballot	14	21.88%	50	78.13%	64
Total	14	21.88%	50	78.13%	64
7035600					
Poll Place	0		0		0
Vote by Mail	0		0		0
Mail Ballot	26	31.33%	57	68.67%	83
Total	26	31.33%	57	68.67%	83
7035639					
Poll Place	0		0		0
Vote by Mail	0		0		0
Mail Ballot	9	14.29%	54	85.71%	63
Total	9	14.29%	54	85.71%	63
7035662					
Poll Place	0		0		0
Vote by Mail	0		0		0
Mail Ballot	73	19.62%	299	80.38%	372
Total	73	19.62%	299	80.38%	372
7035663					
Poll Place	0		0		0
Vote by Mail	0		0		0
Mail Ballot	3	25.00%	9	75.00%	12
Total	3	25.00%	9	75.00%	12
7035670					
Poll Place	0		0		0
Vote by Mail	0		0		0
Mail Ballot	0		0		0
Total	0		0		0

Precinct	Registered Voters
7035676	
Poll Place	2
Vote by Mail	2
Mail Ballot	2
Total	2
7035683	
Poll Place	0
Vote by Mail	0
Mail Ballot	0
Total	0
7035685	
Poll Place	38
Vote by Mail	38
Mail Ballot	38
Total	38
7035687	
Poll Place	0
Vote by Mail	0
Mail Ballot	0
Total	0
7035692	
Poll Place	0
Vote by Mail	0
Mail Ballot	0
Total	0
7040140	
Poll Place	34
Vote by Mail	34
Mail Ballot	34
Total	34

Precinct	Yes		No		Total Votes
7035676					
Poll Place	0		0		0
Vote by Mail	0		0		0
Mail Ballot	2	100.00%	0	0.00%	2
Total	2	100.00%	0	0.00%	2
7035683					
Poll Place	0		0		0
Vote by Mail	0		0		0
Mail Ballot	0		0		0
Total	0		0		0
7035685					
Poll Place	0		0		0
Vote by Mail	0		0		0
Mail Ballot	8	66.67%	4	33.33%	12
Total	8	66.67%	4	33.33%	12
7035687					
Poll Place	0		0		0
Vote by Mail	0		0		0
Mail Ballot	0		0		0
Total	0		0		0
7035692					
Poll Place	0		0		0
Vote by Mail	0		0		0
Mail Ballot	0		0		0
Total	0		0		0
7040140					
Poll Place	0		0		0
Vote by Mail	0		0		0
Mail Ballot	5	22.73%	17	77.27%	22
Total	5	22.73%	17	77.27%	22

Precinct	Registered Voters
7040141	
Poll Place	0
Vote by Mail	0
Mail Ballot	0
Total	0
7040142	
Poll Place	51
Vote by Mail	51
Mail Ballot	51
Total	51
7040144	
Poll Place	56
Vote by Mail	56
Mail Ballot	56
Total	56
7040413	
Poll Place	210
Vote by Mail	210
Mail Ballot	210
Total	210
7040437	
Poll Place	2
Vote by Mail	2
Mail Ballot	2
Total	2
7040438	
Poll Place	0
Vote by Mail	0
Mail Ballot	0
Total	0

Precinct	Yes		No		Total Votes
7040141					
Poll Place	0		0		0
Vote by Mail	0		0		0
Mail Ballot	0		0		0
Total	0		0		0
7040142					
Poll Place	0		0		0
Vote by Mail	0		0		0
Mail Ballot	5	14.29%	30	85.71%	35
Total	5	14.29%	30	85.71%	35
7040144					
Poll Place	0		0		0
Vote by Mail	0		0		0
Mail Ballot	17	38.64%	27	61.36%	44
Total	17	38.64%	27	61.36%	44
7040413					
Poll Place	0		0		0
Vote by Mail	0		0		0
Mail Ballot	26	13.90%	161	86.10%	187
Total	26	13.90%	161	86.10%	187
7040437					
Poll Place	0		0		0
Vote by Mail	0		0		0
Mail Ballot	0	0.00%	2	100.00%	2
Total	0	0.00%	2	100.00%	2
7040438					
Poll Place	0		0		0
Vote by Mail	0		0		0
Mail Ballot	0		0		0
Total	0		0		0

Precinct	Registered Voters
7040439	
Poll Place	257
Vote by Mail	257
Mail Ballot	257
Total	257
7040472	
Poll Place	453
Vote by Mail	453
Mail Ballot	453
Total	453
7040478	
Poll Place	489
Vote by Mail	489
Mail Ballot	489
Total	489
7040492	
Poll Place	0
Vote by Mail	0
Mail Ballot	0
Total	0
7041139	
Poll Place	22
Vote by Mail	22
Mail Ballot	22
Total	22
7041143	
Poll Place	66
Vote by Mail	66
Mail Ballot	66
Total	66

Precinct	Yes		No		Total Votes
7040439					
Poll Place	0		0		0
Vote by Mail	0		0		0
Mail Ballot	52	23.11%	173	76.89%	225
Total	52	23.11%	173	76.89%	225
7040472					
Poll Place	0		0		0
Vote by Mail	0		0		0
Mail Ballot	99	29.91%	232	70.09%	331
Total	99	29.91%	232	70.09%	331
7040478					
Poll Place	0		0		0
Vote by Mail	0		0		0
Mail Ballot	95	21.84%	340	78.16%	435
Total	95	21.84%	340	78.16%	435
7040492					
Poll Place	0		0		0
Vote by Mail	0		0		0
Mail Ballot	0		0		0
Total	0		0		0
7041139					
Poll Place	0		0		0
Vote by Mail	0		0		0
Mail Ballot	0	0.00%	18	100.00%	18
Total	0	0.00%	18	100.00%	18
7041143					
Poll Place	0		0		0
Vote by Mail	0		0		0
Mail Ballot	6	12.24%	43	87.76%	49
Total	6	12.24%	43	87.76%	49

Precinct	Registered Voters
7041149	
Poll Place	99
Vote by Mail	99
Mail Ballot	99
Total	99
7041160	
Poll Place	4
Vote by Mail	4
Mail Ballot	4
Total	4
7041241	
Poll Place	173
Vote by Mail	173
Mail Ballot	173
Total	173
7041476	
Poll Place	21
Vote by Mail	21
Mail Ballot	21
Total	21
7041495	
Poll Place	216
Vote by Mail	216
Mail Ballot	216
Total	216
7041496	
Poll Place	12
Vote by Mail	12
Mail Ballot	12
Total	12

Precinct	Yes		No		Total Votes
7041149					
Poll Place	0		0		0
Vote by Mail	0		0		0
Mail Ballot	12	20.69%	46	79.31%	58
Total	12	20.69%	46	79.31%	58
7041160					
Poll Place	0		0		0
Vote by Mail	0		0		0
Mail Ballot	0	0.00%	4	100.00%	4
Total	0	0.00%	4	100.00%	4
7041241					
Poll Place	0		0		0
Vote by Mail	0		0		0
Mail Ballot	22	17.46%	104	82.54%	126
Total	22	17.46%	104	82.54%	126
7041476					
Poll Place	0		0		0
Vote by Mail	0		0		0
Mail Ballot	2	12.50%	14	87.50%	16
Total	2	12.50%	14	87.50%	16
7041495					
Poll Place	0		0		0
Vote by Mail	0		0		0
Mail Ballot	50	27.62%	131	72.38%	181
Total	50	27.62%	131	72.38%	181
7041496					
Poll Place	0		0		0
Vote by Mail	0		0		0
Mail Ballot	2	22.22%	7	77.78%	9
Total	2	22.22%	7	77.78%	9

Precinct	Registered Voters
7041505	
Poll Place	86
Vote by Mail	86
Mail Ballot	86
Total	86
7041507	
Poll Place	0
Vote by Mail	0
Mail Ballot	0
Total	0
7041623	
Poll Place	21
Vote by Mail	21
Mail Ballot	21
Total	21
7041665	
Poll Place	76
Vote by Mail	76
Mail Ballot	76
Total	76
7041769	
Poll Place	240
Vote by Mail	240
Mail Ballot	240
Total	240
7041778	
Poll Place	0
Vote by Mail	0
Mail Ballot	0
Total	0

Precinct	Yes		No		Total Votes
7041505					
Poll Place	0		0		0
Vote by Mail	0		0		0
Mail Ballot	10	12.99%	67	87.01%	77
Total	10	12.99%	67	87.01%	77
7041507					
Poll Place	0		0		0
Vote by Mail	0		0		0
Mail Ballot	0		0		0
Total	0		0		0
7041623					
Poll Place	0		0		0
Vote by Mail	0		0		0
Mail Ballot	3	20.00%	12	80.00%	15
Total	3	20.00%	12	80.00%	15
7041665					
Poll Place	0		0		0
Vote by Mail	0		0		0
Mail Ballot	7	11.11%	56	88.89%	63
Total	7	11.11%	56	88.89%	63
7041769					
Poll Place	0		0		0
Vote by Mail	0		0		0
Mail Ballot	11	6.59%	156	93.41%	167
Total	11	6.59%	156	93.41%	167
7041778					
Poll Place	0		0		0
Vote by Mail	0		0		0
Mail Ballot	0		0		0
Total	0		0		0

Precinct	Registered Voters
7041815	
Poll Place	0
Vote by Mail	0
Mail Ballot	0
Total	0
7041914	
Poll Place	236
Vote by Mail	236
Mail Ballot	236
Total	236
7041930	
Poll Place	50
Vote by Mail	50
Mail Ballot	50
Total	50
7042223	
Poll Place	5
Vote by Mail	5
Mail Ballot	5
Total	5
7042265	
Poll Place	35
Vote by Mail	35
Mail Ballot	35
Total	35
7042427	
Poll Place	44
Vote by Mail	44
Mail Ballot	44
Total	44

Precinct	Yes		No		Total Votes
7041815					
Poll Place	0		0		0
Vote by Mail	0		0		0
Mail Ballot	0		0		0
Total	0		0		0
7041914					
Poll Place	0		0		0
Vote by Mail	0		0		0
Mail Ballot	23	11.39%	179	88.61%	202
Total	23	11.39%	179	88.61%	202
7041930					
Poll Place	0		0		0
Vote by Mail	0		0		0
Mail Ballot	7	19.44%	29	80.56%	36
Total	7	19.44%	29	80.56%	36
7042223					
Poll Place	0		0		0
Vote by Mail	0		0		0
Mail Ballot	0	0.00%	3	100.00%	3
Total	0	0.00%	3	100.00%	3
7042265					
Poll Place	0		0		0
Vote by Mail	0		0		0
Mail Ballot	7	29.17%	17	70.83%	24
Total	7	29.17%	17	70.83%	24
7042427					
Poll Place	0		0		0
Vote by Mail	0		0		0
Mail Ballot	9	32.14%	19	67.86%	28
Total	9	32.14%	19	67.86%	28

Precinct	Registered Voters
7042441	
Poll Place	0
Vote by Mail	0
Mail Ballot	0
Total	0
7042517	
Poll Place	6
Vote by Mail	6
Mail Ballot	6
Total	6
7042521	
Poll Place	32
Vote by Mail	32
Mail Ballot	32
Total	32
7042783	
Poll Place	0
Vote by Mail	0
Mail Ballot	0
Total	0
7042784	
Poll Place	2
Vote by Mail	2
Mail Ballot	2
Total	2
7042785	
Poll Place	0
Vote by Mail	0
Mail Ballot	0
Total	0

Precinct	Yes	No	Total Votes
7042441			
Poll Place	0	0	0
Vote by Mail	0	0	0
Mail Ballot	0	0	0
Total	0	0	0
7042517			
Poll Place	0	0	0
Vote by Mail	0	0	0
Mail Ballot	0 0.00%	4 100.00%	4
Total	0 0.00%	4 100.00%	4
7042521			
Poll Place	0	0	0
Vote by Mail	0	0	0
Mail Ballot	0 0.00%	21 100.00%	21
Total	0 0.00%	21 100.00%	21
7042783			
Poll Place	0	0	0
Vote by Mail	0	0	0
Mail Ballot	0	0	0
Total	0	0	0
7042784			
Poll Place	0	0	0
Vote by Mail	0	0	0
Mail Ballot	0 0.00%	2 100.00%	2
Total	0 0.00%	2 100.00%	2
7042785			
Poll Place	0	0	0
Vote by Mail	0	0	0
Mail Ballot	0	0	0
Total	0	0	0

Precinct	Registered Voters
7042789	
Poll Place	0
Vote by Mail	0
Mail Ballot	0
Total	0
7042910	
Poll Place	0
Vote by Mail	0
Mail Ballot	0
Total	0
7043044	
Poll Place	4
Vote by Mail	4
Mail Ballot	4
Total	4
7043063	
Poll Place	0
Vote by Mail	0
Mail Ballot	0
Total	0
7043101	
Poll Place	0
Vote by Mail	0
Mail Ballot	0
Total	0
7043295	
Poll Place	615
Vote by Mail	615
Mail Ballot	615
Total	615

Precinct	Yes		No		Total Votes
7042789					
Poll Place	0		0		0
Vote by Mail	0		0		0
Mail Ballot	0		0		0
Total	0		0		0
7042910					
Poll Place	0		0		0
Vote by Mail	0		0		0
Mail Ballot	0		0		0
Total	0		0		0
7043044					
Poll Place	0		0		0
Vote by Mail	0		0		0
Mail Ballot	1	50.00%	1	50.00%	2
Total	1	50.00%	1	50.00%	2
7043063					
Poll Place	0		0		0
Vote by Mail	0		0		0
Mail Ballot	0		0		0
Total	0		0		0
7043101					
Poll Place	0		0		0
Vote by Mail	0		0		0
Mail Ballot	0		0		0
Total	0		0		0
7043295					
Poll Place	0		0		0
Vote by Mail	0		0		0
Mail Ballot	86	22.28%	300	77.72%	386
Total	86	22.28%	300	77.72%	386

Precinct	Registered Voters
7043458	
Poll Place	0
Vote by Mail	0
Mail Ballot	0
Total	0
7043561	
Poll Place	227
Vote by Mail	227
Mail Ballot	227
Total	227
7043576	
Poll Place	0
Vote by Mail	0
Mail Ballot	0
Total	0
7044116	
Poll Place	18
Vote by Mail	18
Mail Ballot	18
Total	18
7044120	
Poll Place	314
Vote by Mail	314
Mail Ballot	314
Total	314
7044123	
Poll Place	683
Vote by Mail	683
Mail Ballot	683
Total	683

Precinct	Yes		No		Total Votes
7043458					
Poll Place	0		0		0
Vote by Mail	0		0		0
Mail Ballot	0		0		0
Total	0		0		0
7043561					
Poll Place	0		0		0
Vote by Mail	0		0		0
Mail Ballot	32	24.62%	98	75.38%	130
Total	32	24.62%	98	75.38%	130
7043576					
Poll Place	0		0		0
Vote by Mail	0		0		0
Mail Ballot	0		0		0
Total	0		0		0
7044116					
Poll Place	0		0		0
Vote by Mail	0		0		0
Mail Ballot	2	12.50%	14	87.50%	16
Total	2	12.50%	14	87.50%	16
7044120					
Poll Place	0		0		0
Vote by Mail	0		0		0
Mail Ballot	77	28.10%	197	71.90%	274
Total	77	28.10%	197	71.90%	274
7044123					
Poll Place	0		0		0
Vote by Mail	0		0		0
Mail Ballot	167	30.14%	387	69.86%	554
Total	167	30.14%	387	69.86%	554

Precinct	Registered Voters
7044133	
Poll Place	0
Vote by Mail	0
Mail Ballot	0
Total	0
7050025	
Poll Place	64
Vote by Mail	64
Mail Ballot	64
Total	64
7050030	
Poll Place	191
Vote by Mail	191
Mail Ballot	191
Total	191
7050032	
Poll Place	8
Vote by Mail	8
Mail Ballot	8
Total	8
7050212	
Poll Place	0
Vote by Mail	0
Mail Ballot	0
Total	0
7050220	
Poll Place	182
Vote by Mail	182
Mail Ballot	182
Total	182

Precinct	Yes		No		Total Votes
7044133					
Poll Place	0		0		0
Vote by Mail	0		0		0
Mail Ballot	0		0		0
Total	0		0		0
7050025					
Poll Place	0		0		0
Vote by Mail	0		0		0
Mail Ballot	6	16.22%	31	83.78%	37
Total	6	16.22%	31	83.78%	37
7050030					
Poll Place	0		0		0
Vote by Mail	0		0		0
Mail Ballot	34	35.05%	63	64.95%	97
Total	34	35.05%	63	64.95%	97
7050032					
Poll Place	0		0		0
Vote by Mail	0		0		0
Mail Ballot	1	100.00%	0	0.00%	1
Total	1	100.00%	0	0.00%	1
7050212					
Poll Place	0		0		0
Vote by Mail	0		0		0
Mail Ballot	0		0		0
Total	0		0		0
7050220					
Poll Place	0		0		0
Vote by Mail	0		0		0
Mail Ballot	24	32.43%	50	67.57%	74
Total	24	32.43%	50	67.57%	74

Precinct	Registered Voters
7050221	
Poll Place	251
Vote by Mail	251
Mail Ballot	251
Total	251
7050504	
Poll Place	57
Vote by Mail	57
Mail Ballot	57
Total	57
7050526	
Poll Place	0
Vote by Mail	0
Mail Ballot	0
Total	0
7050529	
Poll Place	2
Vote by Mail	2
Mail Ballot	2
Total	2
7050537	
Poll Place	276
Vote by Mail	276
Mail Ballot	276
Total	276
7050540	
Poll Place	81
Vote by Mail	81
Mail Ballot	81
Total	81

Precinct	Yes		No		Total Votes
7050221					
Poll Place	0		0		0
Vote by Mail	0		0		0
Mail Ballot	64	69.57%	28	30.43%	92
Total	64	69.57%	28	30.43%	92
7050504					
Poll Place	0		0		0
Vote by Mail	0		0		0
Mail Ballot	8	44.44%	10	55.56%	18
Total	8	44.44%	10	55.56%	18
7050526					
Poll Place	0		0		0
Vote by Mail	0		0		0
Mail Ballot	0		0		0
Total	0		0		0
7050529					
Poll Place	0		0		0
Vote by Mail	0		0		0
Mail Ballot	0		0		0
Total	0		0		0
7050537					
Poll Place	0		0		0
Vote by Mail	0		0		0
Mail Ballot	83	50.92%	80	49.08%	163
Total	83	50.92%	80	49.08%	163
7050540					
Poll Place	0		0		0
Vote by Mail	0		0		0
Mail Ballot	11	34.38%	21	65.63%	32
Total	11	34.38%	21	65.63%	32

Precinct	Registered Voters
7050542	
Poll Place	420
Vote by Mail	420
Mail Ballot	420
Total	420
7050546	
Poll Place	0
Vote by Mail	0
Mail Ballot	0
Total	0
7050551	
Poll Place	403
Vote by Mail	403
Mail Ballot	403
Total	403
7050557	
Poll Place	75
Vote by Mail	75
Mail Ballot	75
Total	75
7050561	
Poll Place	227
Vote by Mail	227
Mail Ballot	227
Total	227
7050563	
Poll Place	0
Vote by Mail	0
Mail Ballot	0
Total	0

Precinct	Yes		No		Total Votes
7050542					
Poll Place	0		0		0
Vote by Mail	0		0		0
Mail Ballot	111	46.64%	127	53.36%	238
Total	111	46.64%	127	53.36%	238
7050546					
Poll Place	0		0		0
Vote by Mail	0		0		0
Mail Ballot	0		0		0
Total	0		0		0
7050551					
Poll Place	0		0		0
Vote by Mail	0		0		0
Mail Ballot	109	46.98%	123	53.02%	232
Total	109	46.98%	123	53.02%	232
7050557					
Poll Place	0		0		0
Vote by Mail	0		0		0
Mail Ballot	19	46.34%	22	53.66%	41
Total	19	46.34%	22	53.66%	41
7050561					
Poll Place	0		0		0
Vote by Mail	0		0		0
Mail Ballot	57	44.19%	72	55.81%	129
Total	57	44.19%	72	55.81%	129
7050563					
Poll Place	0		0		0
Vote by Mail	0		0		0
Mail Ballot	0		0		0
Total	0		0		0

Precinct	Registered Voters
7050564	
Poll Place	0
Vote by Mail	0
Mail Ballot	0
Total	0
7050566	
Poll Place	0
Vote by Mail	0
Mail Ballot	0
Total	0
7050573	
Poll Place	0
Vote by Mail	0
Mail Ballot	0
Total	0
7050579	
Poll Place	139
Vote by Mail	139
Mail Ballot	139
Total	139
7050581	
Poll Place	234
Vote by Mail	234
Mail Ballot	234
Total	234
7050582	
Poll Place	29
Vote by Mail	29
Mail Ballot	29
Total	29

Precinct	Yes		No		Total Votes
7050564					
Poll Place	0		0		0
Vote by Mail	0		0		0
Mail Ballot	0		0		0
Total	0		0		0
7050566					
Poll Place	0		0		0
Vote by Mail	0		0		0
Mail Ballot	0		0		0
Total	0		0		0
7050573					
Poll Place	0		0		0
Vote by Mail	0		0		0
Mail Ballot	0		0		0
Total	0		0		0
7050579					
Poll Place	0		0		0
Vote by Mail	0		0		0
Mail Ballot	31	40.26%	46	59.74%	77
Total	31	40.26%	46	59.74%	77
7050581					
Poll Place	0		0		0
Vote by Mail	0		0		0
Mail Ballot	62	57.94%	45	42.06%	107
Total	62	57.94%	45	42.06%	107
7050582					
Poll Place	0		0		0
Vote by Mail	0		0		0
Mail Ballot	7	50.00%	7	50.00%	14
Total	7	50.00%	7	50.00%	14

Precinct	Registered Voters
7050597	
Poll Place	3
Vote by Mail	3
Mail Ballot	3
Total	3
7050702	
Poll Place	236
Vote by Mail	236
Mail Ballot	236
Total	236
7050707	
Poll Place	249
Vote by Mail	249
Mail Ballot	249
Total	249
7050712	
Poll Place	0
Vote by Mail	0
Mail Ballot	0
Total	0
7050713	
Poll Place	355
Vote by Mail	355
Mail Ballot	355
Total	355
7050726	
Poll Place	298
Vote by Mail	298
Mail Ballot	298
Total	298

Precinct	Yes		No		Total Votes
7050597					
Poll Place	0		0		0
Vote by Mail	0		0		0
Mail Ballot	0	0.00%	2	100.00%	2
Total	0	0.00%	2	100.00%	2
7050702					
Poll Place	0		0		0
Vote by Mail	0		0		0
Mail Ballot	65	48.15%	70	51.85%	135
Total	65	48.15%	70	51.85%	135
7050707					
Poll Place	0		0		0
Vote by Mail	0		0		0
Mail Ballot	64	43.54%	83	56.46%	147
Total	64	43.54%	83	56.46%	147
7050712					
Poll Place	0		0		0
Vote by Mail	0		0		0
Mail Ballot	0		0		0
Total	0		0		0
7050713					
Poll Place	0		0		0
Vote by Mail	0		0		0
Mail Ballot	95	44.19%	120	55.81%	215
Total	95	44.19%	120	55.81%	215
7050726					
Poll Place	0		0		0
Vote by Mail	0		0		0
Mail Ballot	69	33.01%	140	66.99%	209
Total	69	33.01%	140	66.99%	209

Precinct	Registered Voters
7050730	
Poll Place	8
Vote by Mail	8
Mail Ballot	8
Total	8
7050732	
Poll Place	74
Vote by Mail	74
Mail Ballot	74
Total	74
7050734	
Poll Place	161
Vote by Mail	161
Mail Ballot	161
Total	161
7050748	
Poll Place	111
Vote by Mail	111
Mail Ballot	111
Total	111
7050749	
Poll Place	141
Vote by Mail	141
Mail Ballot	141
Total	141
7050758	
Poll Place	4
Vote by Mail	4
Mail Ballot	4
Total	4

Precinct	Yes		No		Total Votes
7050730					
Poll Place	0		0		0
Vote by Mail	0		0		0
Mail Ballot	0	0.00%	2	100.00%	2
Total	0	0.00%	2	100.00%	2
7050732					
Poll Place	0		0		0
Vote by Mail	0		0		0
Mail Ballot	12	27.27%	32	72.73%	44
Total	12	27.27%	32	72.73%	44
7050734					
Poll Place	0		0		0
Vote by Mail	0		0		0
Mail Ballot	32	37.21%	54	62.79%	86
Total	32	37.21%	54	62.79%	86
7050748					
Poll Place	0		0		0
Vote by Mail	0		0		0
Mail Ballot	25	54.35%	21	45.65%	46
Total	25	54.35%	21	45.65%	46
7050749					
Poll Place	0		0		0
Vote by Mail	0		0		0
Mail Ballot	27	35.06%	50	64.94%	77
Total	27	35.06%	50	64.94%	77
7050758					
Poll Place	0		0		0
Vote by Mail	0		0		0
Mail Ballot	0	0.00%	4	100.00%	4
Total	0	0.00%	4	100.00%	4

Precinct	Registered Voters
7050759	
Poll Place	20
Vote by Mail	20
Mail Ballot	20
Total	20
7050760	
Poll Place	0
Vote by Mail	0
Mail Ballot	0
Total	0
7050764	
Poll Place	0
Vote by Mail	0
Mail Ballot	0
Total	0
7050769	
Poll Place	0
Vote by Mail	0
Mail Ballot	0
Total	0
7051188	
Poll Place	18
Vote by Mail	18
Mail Ballot	18
Total	18
7051233	
Poll Place	284
Vote by Mail	284
Mail Ballot	284
Total	284

Precinct	Yes		No		Total Votes
7050759					
Poll Place	0		0		0
Vote by Mail	0		0		0
Mail Ballot	4	28.57%	10	71.43%	14
Total	4	28.57%	10	71.43%	14
7050760					
Poll Place	0		0		0
Vote by Mail	0		0		0
Mail Ballot	0		0		0
Total	0		0		0
7050764					
Poll Place	0		0		0
Vote by Mail	0		0		0
Mail Ballot	0		0		0
Total	0		0		0
7050769					
Poll Place	0		0		0
Vote by Mail	0		0		0
Mail Ballot	0		0		0
Total	0		0		0
7051188					
Poll Place	0		0		0
Vote by Mail	0		0		0
Mail Ballot	3	37.50%	5	62.50%	8
Total	3	37.50%	5	62.50%	8
7051233					
Poll Place	0		0		0
Vote by Mail	0		0		0
Mail Ballot	49	29.17%	119	70.83%	168
Total	49	29.17%	119	70.83%	168

Precinct	Registered Voters
7051293	
Poll Place	177
Vote by Mail	177
Mail Ballot	177
Total	177
7051294	
Poll Place	63
Vote by Mail	63
Mail Ballot	63
Total	63
7051295	
Poll Place	15
Vote by Mail	15
Mail Ballot	15
Total	15
7051297	
Poll Place	209
Vote by Mail	209
Mail Ballot	209
Total	209
7051298	
Poll Place	289
Vote by Mail	289
Mail Ballot	289
Total	289
7051490	
Poll Place	7
Vote by Mail	7
Mail Ballot	7
Total	7

Precinct	Yes		No		Total Votes
7051293					
Poll Place	0		0		0
Vote by Mail	0		0		0
Mail Ballot	31	27.68%	81	72.32%	112
Total	31	27.68%	81	72.32%	112
7051294					
Poll Place	0		0		0
Vote by Mail	0		0		0
Mail Ballot	10	71.43%	4	28.57%	14
Total	10	71.43%	4	28.57%	14
7051295					
Poll Place	0		0		0
Vote by Mail	0		0		0
Mail Ballot	1	12.50%	7	87.50%	8
Total	1	12.50%	7	87.50%	8
7051297					
Poll Place	0		0		0
Vote by Mail	0		0		0
Mail Ballot	45	29.61%	107	70.39%	152
Total	45	29.61%	107	70.39%	152
7051298					
Poll Place	0		0		0
Vote by Mail	0		0		0
Mail Ballot	59	38.31%	95	61.69%	154
Total	59	38.31%	95	61.69%	154
7051490					
Poll Place	0		0		0
Vote by Mail	0		0		0
Mail Ballot	0	0.00%	3	100.00%	3
Total	0	0.00%	3	100.00%	3

Precinct	Registered Voters
7051494	
Poll Place	5
Vote by Mail	5
Mail Ballot	5
Total	5
7051679	
Poll Place	71
Vote by Mail	71
Mail Ballot	71
Total	71
7051704	
Poll Place	70
Vote by Mail	70
Mail Ballot	70
Total	70
7051739	
Poll Place	178
Vote by Mail	178
Mail Ballot	178
Total	178
7051751	
Poll Place	332
Vote by Mail	332
Mail Ballot	332
Total	332
7051779	
Poll Place	0
Vote by Mail	0
Mail Ballot	0
Total	0

Precinct	Yes		No		Total Votes
7051494					
Poll Place	0		0		0
Vote by Mail	0		0		0
Mail Ballot	1	33.33%	2	66.67%	3
Total	1	33.33%	2	66.67%	3
7051679					
Poll Place	0		0		0
Vote by Mail	0		0		0
Mail Ballot	10	50.00%	10	50.00%	20
Total	10	50.00%	10	50.00%	20
7051704					
Poll Place	0		0		0
Vote by Mail	0		0		0
Mail Ballot	15	40.54%	22	59.46%	37
Total	15	40.54%	22	59.46%	37
7051739					
Poll Place	0		0		0
Vote by Mail	0		0		0
Mail Ballot	36	31.58%	78	68.42%	114
Total	36	31.58%	78	68.42%	114
7051751					
Poll Place	0		0		0
Vote by Mail	0		0		0
Mail Ballot	62	34.64%	117	65.36%	179
Total	62	34.64%	117	65.36%	179
7051779					
Poll Place	0		0		0
Vote by Mail	0		0		0
Mail Ballot	0		0		0
Total	0		0		0

Precinct	Registered Voters
7051972	
Poll Place	7
Vote by Mail	7
Mail Ballot	7
Total	7
7052140	
Poll Place	203
Vote by Mail	203
Mail Ballot	203
Total	203
7052142	
Poll Place	9
Vote by Mail	9
Mail Ballot	9
Total	9
7052143	
Poll Place	139
Vote by Mail	139
Mail Ballot	139
Total	139
7052272	
Poll Place	14
Vote by Mail	14
Mail Ballot	14
Total	14
7052770	
Poll Place	178
Vote by Mail	178
Mail Ballot	178
Total	178

Precinct	Yes		No		Total Votes
7051972					
Poll Place	0		0		0
Vote by Mail	0		0		0
Mail Ballot	1	25.00%	3	75.00%	4
Total	1	25.00%	3	75.00%	4
7052140					
Poll Place	0		0		0
Vote by Mail	0		0		0
Mail Ballot	27	20.30%	106	79.70%	133
Total	27	20.30%	106	79.70%	133
7052142					
Poll Place	0		0		0
Vote by Mail	0		0		0
Mail Ballot	3	50.00%	3	50.00%	6
Total	3	50.00%	3	50.00%	6
7052143					
Poll Place	0		0		0
Vote by Mail	0		0		0
Mail Ballot	19	22.35%	66	77.65%	85
Total	19	22.35%	66	77.65%	85
7052272					
Poll Place	0		0		0
Vote by Mail	0		0		0
Mail Ballot	2	50.00%	2	50.00%	4
Total	2	50.00%	2	50.00%	4
7052770					
Poll Place	0		0		0
Vote by Mail	0		0		0
Mail Ballot	24	35.82%	43	64.18%	67
Total	24	35.82%	43	64.18%	67

Precinct	Registered Voters
7053012	
Poll Place	114
Vote by Mail	114
Mail Ballot	114
Total	114
7053449	
Poll Place	11
Vote by Mail	11
Mail Ballot	11
Total	11
7053495	
Poll Place	0
Vote by Mail	0
Mail Ballot	0
Total	0
7053752	
Poll Place	10
Vote by Mail	10
Mail Ballot	10
Total	10
7053765	
Poll Place	2
Vote by Mail	2
Mail Ballot	2
Total	2
Kern County - Total	425,526
Cumulative	
Cumulative	
Poll Place	0
Vote by Mail	0
Mail Ballot	0
Total	0

Precinct	Yes		No		Total Votes
7053012					
Poll Place	0		0		0
Vote by Mail	0		0		0
Mail Ballot	24	38.71%	38	61.29%	62
Total	24	38.71%	38	61.29%	62
7053449					
Poll Place	0		0		0
Vote by Mail	0		0		0
Mail Ballot	2	25.00%	6	75.00%	8
Total	2	25.00%	6	75.00%	8
7053495					
Poll Place	0		0		0
Vote by Mail	0		0		0
Mail Ballot	0		0		0
Total	0		0		0
7053752					
Poll Place	0		0		0
Vote by Mail	0		0		0
Mail Ballot	2	25.00%	6	75.00%	8
Total	2	25.00%	6	75.00%	8
7053765					
Poll Place	0		0		0
Vote by Mail	0		0		0
Mail Ballot	0	0.00%	2	100.00%	2
Total	0	0.00%	2	100.00%	2
Kern County - Total	86,501	28.63%	215,606	71.37%	302,107
Cumulative					
Cumulative					
Poll Place	0		0		0
Vote by Mail	0		0		0
Mail Ballot	0		0		0
Total	0		0		0

Precinct	Registered Voters
Cumulative - Total	0
County - Total	425,526

Precinct	Yes		No		Total Votes
Cumulative - Total	0		0		0
County - Total	86,501	28.63%	215,606	71.37%	302,107

PROPOSITION 19 (Vote for 1)

Precinct	Registered Voters
County	
Kern County	
0011155	
Poll Place	1,261
Vote by Mail	1,261
Mail Ballot	1,261
Total	1,261
0011190	
Poll Place	1,610
Vote by Mail	1,610
Mail Ballot	1,610
Total	1,610
0011195	
Poll Place	1,366
Vote by Mail	1,366
Mail Ballot	1,366
Total	1,366
0011530	
Poll Place	929
Vote by Mail	929
Mail Ballot	929
Total	929
0011540	
Poll Place	1,054
Vote by Mail	1,054
Mail Ballot	1,054
Total	1,054

Precinct	Yes		No		Total Votes
County					
Kern County					
0011155					
Poll Place	76	35.51%	138	64.49%	214
Vote by Mail	261	35.66%	471	64.34%	732
Mail Ballot	0		0		0
Total	337	35.62%	609	64.38%	946
0011190					
Poll Place	54	33.75%	106	66.25%	160
Vote by Mail	376	35.95%	670	64.05%	1,046
Mail Ballot	0		0		0
Total	430	35.66%	776	64.34%	1,206
0011195					
Poll Place	56	22.67%	191	77.33%	247
Vote by Mail	296	30.23%	683	69.77%	979
Mail Ballot	0		0		0
Total	352	28.71%	874	71.29%	1,226
0011530					
Poll Place	52	65.00%	28	35.00%	80
Vote by Mail	267	59.07%	185	40.93%	452
Mail Ballot	0		0		0
Total	319	59.96%	213	40.04%	532
0011540					
Poll Place	37	56.06%	29	43.94%	66
Vote by Mail	310	60.43%	203	39.57%	513
Mail Ballot	0		0		0
Total	347	59.93%	232	40.07%	579

Precinct	Registered Voters
0011546	
Poll Place	1,123
Vote by Mail	1,123
Mail Ballot	1,123
Total	1,123
0011548	
Poll Place	1,615
Vote by Mail	1,615
Mail Ballot	1,615
Total	1,615
0011550	
Poll Place	1,408
Vote by Mail	1,408
Mail Ballot	1,408
Total	1,408
0011552	
Poll Place	1,346
Vote by Mail	1,346
Mail Ballot	1,346
Total	1,346
0011554	
Poll Place	1,660
Vote by Mail	1,660
Mail Ballot	1,660
Total	1,660
0011557	
Poll Place	1,632
Vote by Mail	1,632
Mail Ballot	1,632
Total	1,632

Precinct	Yes		No		Total Votes
0011546					
Poll Place	50	56.82%	38	43.18%	88
Vote by Mail	318	57.30%	237	42.70%	555
Mail Ballot	0		0		0
Total	368	57.23%	275	42.77%	643
0011548					
Poll Place	59	57.28%	44	42.72%	103
Vote by Mail	547	52.10%	503	47.90%	1,050
Mail Ballot	0		0		0
Total	606	52.56%	547	47.44%	1,153
0011550					
Poll Place	34	42.50%	46	57.50%	80
Vote by Mail	438	52.39%	398	47.61%	836
Mail Ballot	0		0		0
Total	472	51.53%	444	48.47%	916
0011552					
Poll Place	54	50.94%	52	49.06%	106
Vote by Mail	374	52.90%	333	47.10%	707
Mail Ballot	0		0		0
Total	428	52.64%	385	47.36%	813
0011554					
Poll Place	71	52.99%	63	47.01%	134
Vote by Mail	485	61.47%	304	38.53%	789
Mail Ballot	0		0		0
Total	556	60.24%	367	39.76%	923
0011557					
Poll Place	62	53.45%	54	46.55%	116
Vote by Mail	446	54.52%	372	45.48%	818
Mail Ballot	0		0		0
Total	508	54.39%	426	45.61%	934

Precinct	Registered Voters
0011570	
Poll Place	1,087
Vote by Mail	1,087
Mail Ballot	1,087
Total	1,087
0011580	
Poll Place	1,070
Vote by Mail	1,070
Mail Ballot	1,070
Total	1,070
0011610	
Poll Place	882
Vote by Mail	882
Mail Ballot	882
Total	882
0011626	
Poll Place	1,859
Vote by Mail	1,859
Mail Ballot	1,859
Total	1,859
0011725	
Poll Place	1,209
Vote by Mail	1,209
Mail Ballot	1,209
Total	1,209
0011990	
Poll Place	836
Vote by Mail	836
Mail Ballot	836
Total	836

Precinct	Yes		No		Total Votes
0011570					
Poll Place	52	45.22%	63	54.78%	115
Vote by Mail	289	53.13%	255	46.88%	544
Mail Ballot	0		0		0
Total	341	51.75%	318	48.25%	659
0011580					
Poll Place	54	58.06%	39	41.94%	93
Vote by Mail	316	53.47%	275	46.53%	591
Mail Ballot	0		0		0
Total	370	54.09%	314	45.91%	684
0011610					
Poll Place	55	53.92%	47	46.08%	102
Vote by Mail	250	52.85%	223	47.15%	473
Mail Ballot	0		0		0
Total	305	53.04%	270	46.96%	575
0011626					
Poll Place	58	54.21%	49	45.79%	107
Vote by Mail	609	52.82%	544	47.18%	1,153
Mail Ballot	0		0		0
Total	667	52.94%	593	47.06%	1,260
0011725					
Poll Place	48	30.38%	110	69.62%	158
Vote by Mail	322	39.66%	490	60.34%	812
Mail Ballot	0		0		0
Total	370	38.14%	600	61.86%	970
0011990					
Poll Place	47	27.01%	127	72.99%	174
Vote by Mail	202	40.56%	296	59.44%	498
Mail Ballot	0		0		0
Total	249	37.05%	423	62.95%	672

Precinct	Registered Voters
0011991	
Poll Place	876
Vote by Mail	876
Mail Ballot	876
Total	876
0012171	
Poll Place	945
Vote by Mail	945
Mail Ballot	945
Total	945
0012173	
Poll Place	667
Vote by Mail	667
Mail Ballot	667
Total	667
0012505	
Poll Place	1,106
Vote by Mail	1,106
Mail Ballot	1,106
Total	1,106
0012591	
Poll Place	1,253
Vote by Mail	1,253
Mail Ballot	1,253
Total	1,253
0012592	
Poll Place	1,136
Vote by Mail	1,136
Mail Ballot	1,136
Total	1,136

Precinct	Yes		No		Total Votes
0011991					
Poll Place	59	28.78%	146	71.22%	205
Vote by Mail	168	34.57%	318	65.43%	486
Mail Ballot	0		0		0
Total	227	32.85%	464	67.15%	691
0012171					
Poll Place	33	30.56%	75	69.44%	108
Vote by Mail	189	34.62%	357	65.38%	546
Mail Ballot	0		0		0
Total	222	33.94%	432	66.06%	654
0012173					
Poll Place	33	26.83%	90	73.17%	123
Vote by Mail	141	36.43%	246	63.57%	387
Mail Ballot	0		0		0
Total	174	34.12%	336	65.88%	510
0012505					
Poll Place	59	36.20%	104	63.80%	163
Vote by Mail	257	35.50%	467	64.50%	724
Mail Ballot	0		0		0
Total	316	35.63%	571	64.37%	887
0012591					
Poll Place	90	54.22%	76	45.78%	166
Vote by Mail	303	53.53%	263	46.47%	566
Mail Ballot	0		0		0
Total	393	53.69%	339	46.31%	732
0012592					
Poll Place	36	37.89%	59	62.11%	95
Vote by Mail	278	50.55%	272	49.45%	550
Mail Ballot	0		0		0
Total	314	48.68%	331	51.32%	645

Precinct	Registered Voters
0012593	
Poll Place	1,820
Vote by Mail	1,820
Mail Ballot	1,820
Total	1,820
0012620	
Poll Place	1,480
Vote by Mail	1,480
Mail Ballot	1,480
Total	1,480
0012622	
Poll Place	1,303
Vote by Mail	1,303
Mail Ballot	1,303
Total	1,303
0012623	
Poll Place	1,824
Vote by Mail	1,824
Mail Ballot	1,824
Total	1,824
0012650	
Poll Place	1,338
Vote by Mail	1,338
Mail Ballot	1,338
Total	1,338
0012670	
Poll Place	1,586
Vote by Mail	1,586
Mail Ballot	1,586
Total	1,586

Precinct	Yes		No		Total Votes
0012593					
Poll Place	93	48.95%	97	51.05%	190
Vote by Mail	499	53.89%	427	46.11%	926
Mail Ballot	0		0		0
Total	592	53.05%	524	46.95%	1,116
0012620					
Poll Place	41	24.70%	125	75.30%	166
Vote by Mail	334	38.17%	541	61.83%	875
Mail Ballot	0		0		0
Total	375	36.02%	666	63.98%	1,041
0012622					
Poll Place	33	26.61%	91	73.39%	124
Vote by Mail	250	29.69%	592	70.31%	842
Mail Ballot	0		0		0
Total	283	29.30%	683	70.70%	966
0012623					
Poll Place	72	24.66%	220	75.34%	292
Vote by Mail	368	34.95%	685	65.05%	1,053
Mail Ballot	0		0		0
Total	440	32.71%	905	67.29%	1,345
0012650					
Poll Place	20	14.08%	122	85.92%	142
Vote by Mail	238	25.45%	697	74.55%	935
Mail Ballot	0		0		0
Total	258	23.96%	819	76.04%	1,077
0012670					
Poll Place	63	28.13%	161	71.88%	224
Vote by Mail	340	35.31%	623	64.69%	963
Mail Ballot	0		0		0
Total	403	33.95%	784	66.05%	1,187

Precinct	Registered Voters
0012709	
Poll Place	1,124
Vote by Mail	1,124
Mail Ballot	1,124
Total	1,124
0012921	
Poll Place	1,809
Vote by Mail	1,809
Mail Ballot	1,809
Total	1,809
0012922	
Poll Place	863
Vote by Mail	863
Mail Ballot	863
Total	863
0012923	
Poll Place	933
Vote by Mail	933
Mail Ballot	933
Total	933
0012924	
Poll Place	1,620
Vote by Mail	1,620
Mail Ballot	1,620
Total	1,620
0012925	
Poll Place	1,566
Vote by Mail	1,566
Mail Ballot	1,566
Total	1,566

Precinct	Yes		No		Total Votes
0012709					
Poll Place	54	34.18%	104	65.82%	158
Vote by Mail	262	37.59%	435	62.41%	697
Mail Ballot	0		0		0
Total	316	36.96%	539	63.04%	855
0012921					
Poll Place	71	41.04%	102	58.96%	173
Vote by Mail	521	44.08%	661	55.92%	1,182
Mail Ballot	0		0		0
Total	592	43.69%	763	56.31%	1,355
0012922					
Poll Place	29	33.33%	58	66.67%	87
Vote by Mail	259	43.24%	340	56.76%	599
Mail Ballot	0		0		0
Total	288	41.98%	398	58.02%	686
0012923					
Poll Place	25	28.74%	62	71.26%	87
Vote by Mail	234	41.49%	330	58.51%	564
Mail Ballot	0		0		0
Total	259	39.78%	392	60.22%	651
0012924					
Poll Place	53	30.99%	118	69.01%	171
Vote by Mail	502	43.84%	643	56.16%	1,145
Mail Ballot	0		0		0
Total	555	42.17%	761	57.83%	1,316
0012925					
Poll Place	68	37.99%	111	62.01%	179
Vote by Mail	451	48.13%	486	51.87%	937
Mail Ballot	0		0		0
Total	519	46.51%	597	53.49%	1,116

Precinct	Registered Voters
0012927	
Poll Place	1,087
Vote by Mail	1,087
Mail Ballot	1,087
Total	1,087
0012928	
Poll Place	1,816
Vote by Mail	1,816
Mail Ballot	1,816
Total	1,816
0012929	
Poll Place	1,479
Vote by Mail	1,479
Mail Ballot	1,479
Total	1,479
0012933	
Poll Place	1,583
Vote by Mail	1,583
Mail Ballot	1,583
Total	1,583
0012934	
Poll Place	889
Vote by Mail	889
Mail Ballot	889
Total	889
0012935	
Poll Place	1,111
Vote by Mail	1,111
Mail Ballot	1,111
Total	1,111

Precinct	Yes		No		Total Votes
0012927					
Poll Place	52	33.33%	104	66.67%	156
Vote by Mail	271	39.45%	416	60.55%	687
Mail Ballot	0		0		0
Total	323	38.32%	520	61.68%	843
0012928					
Poll Place	47	28.83%	116	71.17%	163
Vote by Mail	479	40.94%	691	59.06%	1,170
Mail Ballot	0		0		0
Total	526	39.46%	807	60.54%	1,333
0012929					
Poll Place	36	22.50%	124	77.50%	160
Vote by Mail	393	39.86%	593	60.14%	986
Mail Ballot	0		0		0
Total	429	37.43%	717	62.57%	1,146
0012933					
Poll Place	52	29.71%	123	70.29%	175
Vote by Mail	460	40.24%	683	59.76%	1,143
Mail Ballot	0		0		0
Total	512	38.85%	806	61.15%	1,318
0012934					
Poll Place	30	24.39%	93	75.61%	123
Vote by Mail	225	42.86%	300	57.14%	525
Mail Ballot	0		0		0
Total	255	39.35%	393	60.65%	648
0012935					
Poll Place	30	32.97%	61	67.03%	91
Vote by Mail	339	41.24%	483	58.76%	822
Mail Ballot	0		0		0
Total	369	40.42%	544	59.58%	913

Precinct	Registered Voters
0012941	
Poll Place	1,522
Vote by Mail	1,522
Mail Ballot	1,522
Total	1,522
0012996	
Poll Place	838
Vote by Mail	838
Mail Ballot	838
Total	838
0013070	
Poll Place	937
Vote by Mail	937
Mail Ballot	937
Total	937
0013072	
Poll Place	742
Vote by Mail	742
Mail Ballot	742
Total	742
0013076	
Poll Place	478
Vote by Mail	478
Mail Ballot	478
Total	478
0013078	
Poll Place	760
Vote by Mail	760
Mail Ballot	760
Total	760

Precinct	Yes		No		Total Votes
0012941					
Poll Place	39	32.50%	81	67.50%	120
Vote by Mail	455	44.22%	574	55.78%	1,029
Mail Ballot	0		0		0
Total	494	42.99%	655	57.01%	1,149
0012996					
Poll Place	27	26.47%	75	73.53%	102
Vote by Mail	237	39.83%	358	60.17%	595
Mail Ballot	0		0		0
Total	264	37.88%	433	62.12%	697
0013070					
Poll Place	21	32.31%	44	67.69%	65
Vote by Mail	250	35.11%	462	64.89%	712
Mail Ballot	0		0		0
Total	271	34.88%	506	65.12%	777
0013072					
Poll Place	17	25.00%	51	75.00%	68
Vote by Mail	183	33.33%	366	66.67%	549
Mail Ballot	0		0		0
Total	200	32.41%	417	67.59%	617
0013076					
Poll Place	22	29.33%	53	70.67%	75
Vote by Mail	108	36.73%	186	63.27%	294
Mail Ballot	0		0		0
Total	130	35.23%	239	64.77%	369
0013078					
Poll Place	66	43.14%	87	56.86%	153
Vote by Mail	140	33.98%	272	66.02%	412
Mail Ballot	0		0		0
Total	206	36.46%	359	63.54%	565

Precinct	Registered Voters
0013100	
Poll Place	1,461
Vote by Mail	1,461
Mail Ballot	1,461
Total	1,461
0013107	
Poll Place	1,295
Vote by Mail	1,295
Mail Ballot	1,295
Total	1,295
0013110	
Poll Place	1,486
Vote by Mail	1,486
Mail Ballot	1,486
Total	1,486
0013120	
Poll Place	1,245
Vote by Mail	1,245
Mail Ballot	1,245
Total	1,245
0013129	
Poll Place	861
Vote by Mail	861
Mail Ballot	861
Total	861
0013194	
Poll Place	535
Vote by Mail	535
Mail Ballot	535
Total	535

Precinct	Yes		No		Total Votes
0013100					
Poll Place	59	41.55%	83	58.45%	142
Vote by Mail	327	40.88%	473	59.13%	800
Mail Ballot	0		0		0
Total	386	40.98%	556	59.02%	942
0013107					
Poll Place	62	50.00%	62	50.00%	124
Vote by Mail	318	50.32%	314	49.68%	632
Mail Ballot	0		0		0
Total	380	50.26%	376	49.74%	756
0013110					
Poll Place	82	45.81%	97	54.19%	179
Vote by Mail	361	43.13%	476	56.87%	837
Mail Ballot	0		0		0
Total	443	43.60%	573	56.40%	1,016
0013120					
Poll Place	67	44.97%	82	55.03%	149
Vote by Mail	324	47.44%	359	52.56%	683
Mail Ballot	0		0		0
Total	391	47.00%	441	53.00%	832
0013129					
Poll Place	46	47.92%	50	52.08%	96
Vote by Mail	215	46.44%	248	53.56%	463
Mail Ballot	0		0		0
Total	261	46.69%	298	53.31%	559
0013194					
Poll Place	25	39.68%	38	60.32%	63
Vote by Mail	132	38.48%	211	61.52%	343
Mail Ballot	0		0		0
Total	157	38.67%	249	61.33%	406

Precinct	Registered Voters
0015106	
Poll Place	1,590
Vote by Mail	1,590
Mail Ballot	1,590
Total	1,590
0015109	
Poll Place	976
Vote by Mail	976
Mail Ballot	976
Total	976
0015110	
Poll Place	881
Vote by Mail	881
Mail Ballot	881
Total	881
0015113	
Poll Place	1,121
Vote by Mail	1,121
Mail Ballot	1,121
Total	1,121
0015114	
Poll Place	797
Vote by Mail	797
Mail Ballot	797
Total	797
0015123	
Poll Place	1,080
Vote by Mail	1,080
Mail Ballot	1,080
Total	1,080

Precinct	Yes		No		Total Votes
0015106					
Poll Place	43	32.33%	90	67.67%	133
Vote by Mail	503	39.73%	763	60.27%	1,266
Mail Ballot	0		0		0
Total	546	39.03%	853	60.97%	1,399
0015109					
Poll Place	26	29.89%	61	70.11%	87
Vote by Mail	276	37.96%	451	62.04%	727
Mail Ballot	0		0		0
Total	302	37.10%	512	62.90%	814
0015110					
Poll Place	6	28.57%	15	71.43%	21
Vote by Mail	246	31.91%	525	68.09%	771
Mail Ballot	0		0		0
Total	252	31.82%	540	68.18%	792
0015113					
Poll Place	40	26.67%	110	73.33%	150
Vote by Mail	248	32.17%	523	67.83%	771
Mail Ballot	0		0		0
Total	288	31.27%	633	68.73%	921
0015114					
Poll Place	31	34.07%	60	65.93%	91
Vote by Mail	189	36.07%	335	63.93%	524
Mail Ballot	0		0		0
Total	220	35.77%	395	64.23%	615
0015123					
Poll Place	42	26.92%	114	73.08%	156
Vote by Mail	234	33.52%	464	66.48%	698
Mail Ballot	0		0		0
Total	276	32.32%	578	67.68%	854

Precinct	Registered Voters
0015124	
Poll Place	1,123
Vote by Mail	1,123
Mail Ballot	1,123
Total	1,123
0015132	
Poll Place	1,049
Vote by Mail	1,049
Mail Ballot	1,049
Total	1,049
0015133	
Poll Place	927
Vote by Mail	927
Mail Ballot	927
Total	927
0015135	
Poll Place	1,146
Vote by Mail	1,146
Mail Ballot	1,146
Total	1,146
0020121	
Poll Place	730
Vote by Mail	730
Mail Ballot	730
Total	730
0020232	
Poll Place	735
Vote by Mail	735
Mail Ballot	735
Total	735

Precinct	Yes		No		Total Votes
0015124					
Poll Place	27	23.68%	87	76.32%	114
Vote by Mail	270	33.62%	533	66.38%	803
Mail Ballot	0		0		0
Total	297	32.39%	620	67.61%	917
0015132					
Poll Place	23	29.49%	55	70.51%	78
Vote by Mail	312	38.14%	506	61.86%	818
Mail Ballot	0		0		0
Total	335	37.39%	561	62.61%	896
0015133					
Poll Place	28	20.14%	111	79.86%	139
Vote by Mail	210	33.98%	408	66.02%	618
Mail Ballot	0		0		0
Total	238	31.44%	519	68.56%	757
0015135					
Poll Place	40	33.33%	80	66.67%	120
Vote by Mail	331	43.61%	428	56.39%	759
Mail Ballot	0		0		0
Total	371	42.21%	508	57.79%	879
0020121					
Poll Place	42	28.00%	108	72.00%	150
Vote by Mail	142	40.46%	209	59.54%	351
Mail Ballot	0		0		0
Total	184	36.73%	317	63.27%	501
0020232					
Poll Place	39	51.32%	37	48.68%	76
Vote by Mail	198	52.66%	178	47.34%	376
Mail Ballot	0		0		0
Total	237	52.43%	215	47.57%	452

Precinct	Registered Voters
0020236	
Poll Place	1,561
Vote by Mail	1,561
Mail Ballot	1,561
Total	1,561
0020243	
Poll Place	1,601
Vote by Mail	1,601
Mail Ballot	1,601
Total	1,601
0020245	
Poll Place	1,507
Vote by Mail	1,507
Mail Ballot	1,507
Total	1,507
0020246	
Poll Place	1,070
Vote by Mail	1,070
Mail Ballot	1,070
Total	1,070
0020248	
Poll Place	631
Vote by Mail	631
Mail Ballot	631
Total	631
0020249	
Poll Place	893
Vote by Mail	893
Mail Ballot	893
Total	893

Precinct	Yes		No		Total Votes
0020236					
Poll Place	64	64.00%	36	36.00%	100
Vote by Mail	391	54.99%	320	45.01%	711
Mail Ballot	0		0		0
Total	455	56.10%	356	43.90%	811
0020243					
Poll Place	60	50.42%	59	49.58%	119
Vote by Mail	457	47.70%	501	52.30%	958
Mail Ballot	0		0		0
Total	517	48.00%	560	52.00%	1,077
0020245					
Poll Place	66	57.39%	49	42.61%	115
Vote by Mail	410	53.46%	357	46.54%	767
Mail Ballot	0		0		0
Total	476	53.97%	406	46.03%	882
0020246					
Poll Place	62	48.82%	65	51.18%	127
Vote by Mail	299	55.27%	242	44.73%	541
Mail Ballot	0		0		0
Total	361	54.04%	307	45.96%	668
0020248					
Poll Place	35	53.85%	30	46.15%	65
Vote by Mail	178	56.69%	136	43.31%	314
Mail Ballot	0		0		0
Total	213	56.20%	166	43.80%	379
0020249					
Poll Place	34	64.15%	19	35.85%	53
Vote by Mail	255	45.21%	309	54.79%	564
Mail Ballot	0		0		0
Total	289	46.84%	328	53.16%	617

Precinct	Registered Voters
0020253	
Poll Place	681
Vote by Mail	681
Mail Ballot	681
Total	681
0020254	
Poll Place	1,589
Vote by Mail	1,589
Mail Ballot	1,589
Total	1,589
0020256	
Poll Place	1,566
Vote by Mail	1,566
Mail Ballot	1,566
Total	1,566
0020257	
Poll Place	724
Vote by Mail	724
Mail Ballot	724
Total	724
0020260	
Poll Place	968
Vote by Mail	968
Mail Ballot	968
Total	968
0020262	
Poll Place	764
Vote by Mail	764
Mail Ballot	764
Total	764

Precinct	Yes		No		Total Votes
0020253					
Poll Place	33	43.42%	43	56.58%	76
Vote by Mail	171	50.44%	168	49.56%	339
Mail Ballot	0		0		0
Total	204	49.16%	211	50.84%	415
0020254					
Poll Place	74	41.81%	103	58.19%	177
Vote by Mail	353	41.97%	488	58.03%	841
Mail Ballot	0		0		0
Total	427	41.94%	591	58.06%	1,018
0020256					
Poll Place	55	40.74%	80	59.26%	135
Vote by Mail	498	49.21%	514	50.79%	1,012
Mail Ballot	0		0		0
Total	553	48.21%	594	51.79%	1,147
0020257					
Poll Place	38	46.91%	43	53.09%	81
Vote by Mail	211	54.52%	176	45.48%	387
Mail Ballot	0		0		0
Total	249	53.21%	219	46.79%	468
0020260					
Poll Place	42	53.85%	36	46.15%	78
Vote by Mail	309	54.88%	254	45.12%	563
Mail Ballot	0		0		0
Total	351	54.76%	290	45.24%	641
0020262					
Poll Place	45	43.69%	58	56.31%	103
Vote by Mail	219	45.63%	261	54.38%	480
Mail Ballot	0		0		0
Total	264	45.28%	319	54.72%	583

Precinct	Registered Voters
0020263	
Poll Place	889
Vote by Mail	889
Mail Ballot	889
Total	889
0020271	
Poll Place	1,447
Vote by Mail	1,447
Mail Ballot	1,447
Total	1,447
0020272	
Poll Place	1,459
Vote by Mail	1,459
Mail Ballot	1,459
Total	1,459
0020282	
Poll Place	1,210
Vote by Mail	1,210
Mail Ballot	1,210
Total	1,210
0020283	
Poll Place	2,570
Vote by Mail	2,570
Mail Ballot	2,570
Total	2,570
0020284	
Poll Place	908
Vote by Mail	908
Mail Ballot	908
Total	908

Precinct	Yes		No		Total Votes
0020263					
Poll Place	26	34.21%	50	65.79%	76
Vote by Mail	280	51.66%	262	48.34%	542
Mail Ballot	0		0		0
Total	306	49.51%	312	50.49%	618
0020271					
Poll Place	59	47.20%	66	52.80%	125
Vote by Mail	451	53.56%	391	46.44%	842
Mail Ballot	0		0		0
Total	510	52.74%	457	47.26%	967
0020272					
Poll Place	46	53.49%	40	46.51%	86
Vote by Mail	465	53.94%	397	46.06%	862
Mail Ballot	0		0		0
Total	511	53.90%	437	46.10%	948
0020282					
Poll Place	58	40.28%	86	59.72%	144
Vote by Mail	366	48.16%	394	51.84%	760
Mail Ballot	0		0		0
Total	424	46.90%	480	53.10%	904
0020283					
Poll Place	81	45.25%	98	54.75%	179
Vote by Mail	849	51.77%	791	48.23%	1,640
Mail Ballot	0		0		0
Total	930	51.13%	889	48.87%	1,819
0020284					
Poll Place	45	47.87%	49	52.13%	94
Vote by Mail	282	57.32%	210	42.68%	492
Mail Ballot	0		0		0
Total	327	55.80%	259	44.20%	586

Precinct	Registered Voters
0020286	
Poll Place	1,505
Vote by Mail	1,505
Mail Ballot	1,505
Total	1,505
0020288	
Poll Place	924
Vote by Mail	924
Mail Ballot	924
Total	924
0020289	
Poll Place	1,429
Vote by Mail	1,429
Mail Ballot	1,429
Total	1,429
0020294	
Poll Place	1,168
Vote by Mail	1,168
Mail Ballot	1,168
Total	1,168
0020298	
Poll Place	1,210
Vote by Mail	1,210
Mail Ballot	1,210
Total	1,210
0021143	
Poll Place	1,124
Vote by Mail	1,124
Mail Ballot	1,124
Total	1,124

Precinct	Yes		No		Total Votes
0020286					
Poll Place	54	45.00%	66	55.00%	120
Vote by Mail	497	51.93%	460	48.07%	957
Mail Ballot	0		0		0
Total	551	51.16%	526	48.84%	1,077
0020288					
Poll Place	28	36.36%	49	63.64%	77
Vote by Mail	241	54.90%	198	45.10%	439
Mail Ballot	0		0		0
Total	269	52.13%	247	47.87%	516
0020289					
Poll Place	55	47.83%	60	52.17%	115
Vote by Mail	372	48.37%	397	51.63%	769
Mail Ballot	0		0		0
Total	427	48.30%	457	51.70%	884
0020294					
Poll Place	33	30.28%	76	69.72%	109
Vote by Mail	356	48.37%	380	51.63%	736
Mail Ballot	0		0		0
Total	389	46.04%	456	53.96%	845
0020298					
Poll Place	47	55.95%	37	44.05%	84
Vote by Mail	412	55.15%	335	44.85%	747
Mail Ballot	0		0		0
Total	459	55.23%	372	44.77%	831
0021143					
Poll Place	60	35.71%	108	64.29%	168
Vote by Mail	346	43.80%	444	56.20%	790
Mail Ballot	0		0		0
Total	406	42.38%	552	57.62%	958

Precinct	Registered Voters
0021144	
Poll Place	983
Vote by Mail	983
Mail Ballot	983
Total	983
0021145	
Poll Place	1,444
Vote by Mail	1,444
Mail Ballot	1,444
Total	1,444
0021148	
Poll Place	852
Vote by Mail	852
Mail Ballot	852
Total	852
0021275	
Poll Place	1,627
Vote by Mail	1,627
Mail Ballot	1,627
Total	1,627
0021280	
Poll Place	920
Vote by Mail	920
Mail Ballot	920
Total	920
0021281	
Poll Place	1,139
Vote by Mail	1,139
Mail Ballot	1,139
Total	1,139

Precinct	Yes		No		Total Votes
0021144					
Poll Place	36	31.30%	79	68.70%	115
Vote by Mail	259	36.74%	446	63.26%	705
Mail Ballot	0		0		0
Total	295	35.98%	525	64.02%	820
0021145					
Poll Place	46	24.21%	144	75.79%	190
Vote by Mail	433	40.02%	649	59.98%	1,082
Mail Ballot	0		0		0
Total	479	37.66%	793	62.34%	1,272
0021148					
Poll Place	40	33.33%	80	66.67%	120
Vote by Mail	248	40.72%	361	59.28%	609
Mail Ballot	0		0		0
Total	288	39.51%	441	60.49%	729
0021275					
Poll Place	61	38.13%	99	61.88%	160
Vote by Mail	414	46.73%	472	53.27%	886
Mail Ballot	0		0		0
Total	475	45.41%	571	54.59%	1,046
0021280					
Poll Place	44	39.29%	68	60.71%	112
Vote by Mail	234	47.46%	259	52.54%	493
Mail Ballot	0		0		0
Total	278	45.95%	327	54.05%	605
0021281					
Poll Place	57	39.31%	88	60.69%	145
Vote by Mail	333	46.97%	376	53.03%	709
Mail Ballot	0		0		0
Total	390	45.67%	464	54.33%	854

Precinct	Registered Voters
0021282	
Poll Place	1,118
Vote by Mail	1,118
Mail Ballot	1,118
Total	1,118
0021283	
Poll Place	1,561
Vote by Mail	1,561
Mail Ballot	1,561
Total	1,561
0021511	
Poll Place	382
Vote by Mail	382
Mail Ballot	382
Total	382
0021512	
Poll Place	1,090
Vote by Mail	1,090
Mail Ballot	1,090
Total	1,090
0021513	
Poll Place	262
Vote by Mail	262
Mail Ballot	262
Total	262
0021660	
Poll Place	351
Vote by Mail	351
Mail Ballot	351
Total	351

Precinct	Yes		No		Total Votes
0021282					
Poll Place	63	39.13%	98	60.87%	161
Vote by Mail	345	54.42%	289	45.58%	634
Mail Ballot	0		0		0
Total	408	51.32%	387	48.68%	795
0021283					
Poll Place	86	41.75%	120	58.25%	206
Vote by Mail	441	50.92%	425	49.08%	866
Mail Ballot	0		0		0
Total	527	49.16%	545	50.84%	1,072
0021511					
Poll Place	13	31.71%	28	68.29%	41
Vote by Mail	71	24.91%	214	75.09%	285
Mail Ballot	0		0		0
Total	84	25.77%	242	74.23%	326
0021512					
Poll Place	20	16.39%	102	83.61%	122
Vote by Mail	283	34.22%	544	65.78%	827
Mail Ballot	0		0		0
Total	303	31.93%	646	68.07%	949
0021513					
Poll Place	5	22.73%	17	77.27%	22
Vote by Mail	61	30.81%	137	69.19%	198
Mail Ballot	0		0		0
Total	66	30.00%	154	70.00%	220
0021660					
Poll Place	23	27.06%	62	72.94%	85
Vote by Mail	75	39.68%	114	60.32%	189
Mail Ballot	0		0		0
Total	98	35.77%	176	64.23%	274

Precinct	Registered Voters
0021710	
Poll Place	540
Vote by Mail	540
Mail Ballot	540
Total	540
0021781	
Poll Place	583
Vote by Mail	583
Mail Ballot	583
Total	583
0021885	
Poll Place	876
Vote by Mail	876
Mail Ballot	876
Total	876
0021886	
Poll Place	1,008
Vote by Mail	1,008
Mail Ballot	1,008
Total	1,008
0021888	
Poll Place	1,381
Vote by Mail	1,381
Mail Ballot	1,381
Total	1,381
0021889	
Poll Place	1,513
Vote by Mail	1,513
Mail Ballot	1,513
Total	1,513

Precinct	Yes		No		Total Votes
0021710					
Poll Place	26	27.66%	68	72.34%	94
Vote by Mail	107	35.20%	197	64.80%	304
Mail Ballot	0		0		0
Total	133	33.42%	265	66.58%	398
0021781					
Poll Place	28	23.14%	93	76.86%	121
Vote by Mail	99	26.90%	269	73.10%	368
Mail Ballot	0		0		0
Total	127	25.97%	362	74.03%	489
0021885					
Poll Place	44	33.08%	89	66.92%	133
Vote by Mail	214	37.02%	364	62.98%	578
Mail Ballot	0		0		0
Total	258	36.29%	453	63.71%	711
0021886					
Poll Place	20	26.32%	56	73.68%	76
Vote by Mail	258	39.81%	390	60.19%	648
Mail Ballot	0		0		0
Total	278	38.40%	446	61.60%	724
0021888					
Poll Place	39	25.66%	113	74.34%	152
Vote by Mail	378	36.77%	650	63.23%	1,028
Mail Ballot	0		0		0
Total	417	35.34%	763	64.66%	1,180
0021889					
Poll Place	45	28.66%	112	71.34%	157
Vote by Mail	356	33.30%	713	66.70%	1,069
Mail Ballot	0		0		0
Total	401	32.71%	825	67.29%	1,226

Precinct	Registered Voters
0021894	
Poll Place	1,067
Vote by Mail	1,067
Mail Ballot	1,067
Total	1,067
0022003	
Poll Place	856
Vote by Mail	856
Mail Ballot	856
Total	856
0022004	
Poll Place	867
Vote by Mail	867
Mail Ballot	867
Total	867
0022005	
Poll Place	1,026
Vote by Mail	1,026
Mail Ballot	1,026
Total	1,026
0022006	
Poll Place	1,648
Vote by Mail	1,648
Mail Ballot	1,648
Total	1,648
0022008	
Poll Place	1,461
Vote by Mail	1,461
Mail Ballot	1,461
Total	1,461

Precinct	Yes		No		Total Votes
0021894					
Poll Place	41	25.47%	120	74.53%	161
Vote by Mail	265	38.02%	432	61.98%	697
Mail Ballot	0		0		0
Total	306	35.66%	552	64.34%	858
0022003					
Poll Place	44	54.32%	37	45.68%	81
Vote by Mail	250	56.56%	192	43.44%	442
Mail Ballot	0		0		0
Total	294	56.21%	229	43.79%	523
0022004					
Poll Place	22	40.74%	32	59.26%	54
Vote by Mail	242	50.52%	237	49.48%	479
Mail Ballot	0		0		0
Total	264	49.53%	269	50.47%	533
0022005					
Poll Place	41	47.67%	45	52.33%	86
Vote by Mail	272	57.38%	202	42.62%	474
Mail Ballot	0		0		0
Total	313	55.89%	247	44.11%	560
0022006					
Poll Place	44	39.64%	67	60.36%	111
Vote by Mail	480	52.46%	435	47.54%	915
Mail Ballot	0		0		0
Total	524	51.07%	502	48.93%	1,026
0022008					
Poll Place	36	38.30%	58	61.70%	94
Vote by Mail	416	50.24%	412	49.76%	828
Mail Ballot	0		0		0
Total	452	49.02%	470	50.98%	922

Precinct	Registered Voters
0022018	
Poll Place	1,880
Vote by Mail	1,880
Mail Ballot	1,880
Total	1,880
0022030	
Poll Place	1,776
Vote by Mail	1,776
Mail Ballot	1,776
Total	1,776
0022033	
Poll Place	1,204
Vote by Mail	1,204
Mail Ballot	1,204
Total	1,204
0022037	
Poll Place	1,726
Vote by Mail	1,726
Mail Ballot	1,726
Total	1,726
0022450	
Poll Place	1,586
Vote by Mail	1,586
Mail Ballot	1,586
Total	1,586
0022480	
Poll Place	1,258
Vote by Mail	1,258
Mail Ballot	1,258
Total	1,258

Precinct	Yes		No		Total Votes
0022018					
Poll Place	80	43.01%	106	56.99%	186
Vote by Mail	573	47.04%	645	52.96%	1,218
Mail Ballot	0		0		0
Total	653	46.51%	751	53.49%	1,404
0022030					
Poll Place	53	42.74%	71	57.26%	124
Vote by Mail	573	52.91%	510	47.09%	1,083
Mail Ballot	0		0		0
Total	626	51.86%	581	48.14%	1,207
0022033					
Poll Place	44	45.83%	52	54.17%	96
Vote by Mail	363	50.07%	362	49.93%	725
Mail Ballot	0		0		0
Total	407	49.57%	414	50.43%	821
0022037					
Poll Place	75	41.44%	106	58.56%	181
Vote by Mail	529	49.39%	542	50.61%	1,071
Mail Ballot	0		0		0
Total	604	48.24%	648	51.76%	1,252
0022450					
Poll Place	81	37.67%	134	62.33%	215
Vote by Mail	374	50.34%	369	49.66%	743
Mail Ballot	0		0		0
Total	455	47.49%	503	52.51%	958
0022480					
Poll Place	46	29.11%	112	70.89%	158
Vote by Mail	333	41.63%	467	58.38%	800
Mail Ballot	0		0		0
Total	379	39.56%	579	60.44%	958

Precinct	Registered Voters
0023020	
Poll Place	1,053
Vote by Mail	1,053
Mail Ballot	1,053
Total	1,053
0023021	
Poll Place	1,557
Vote by Mail	1,557
Mail Ballot	1,557
Total	1,557
0023023	
Poll Place	1,235
Vote by Mail	1,235
Mail Ballot	1,235
Total	1,235
0023025	
Poll Place	1,159
Vote by Mail	1,159
Mail Ballot	1,159
Total	1,159
0023030	
Poll Place	1,411
Vote by Mail	1,411
Mail Ballot	1,411
Total	1,411
0023031	
Poll Place	918
Vote by Mail	918
Mail Ballot	918
Total	918

Precinct	Yes		No		Total Votes
0023020					
Poll Place	45	37.50%	75	62.50%	120
Vote by Mail	289	45.51%	346	54.49%	635
Mail Ballot	0		0		0
Total	334	44.24%	421	55.76%	755
0023021					
Poll Place	71	35.68%	128	64.32%	199
Vote by Mail	397	47.04%	447	52.96%	844
Mail Ballot	0		0		0
Total	468	44.87%	575	55.13%	1,043
0023023					
Poll Place	45	39.47%	69	60.53%	114
Vote by Mail	358	43.66%	462	56.34%	820
Mail Ballot	0		0		0
Total	403	43.15%	531	56.85%	934
0023025					
Poll Place	60	33.71%	118	66.29%	178
Vote by Mail	350	48.08%	378	51.92%	728
Mail Ballot	0		0		0
Total	410	45.25%	496	54.75%	906
0023030					
Poll Place	90	46.15%	105	53.85%	195
Vote by Mail	363	53.23%	319	46.77%	682
Mail Ballot	0		0		0
Total	453	51.65%	424	48.35%	877
0023031					
Poll Place	68	40.72%	99	59.28%	167
Vote by Mail	246	42.05%	339	57.95%	585
Mail Ballot	0		0		0
Total	314	41.76%	438	58.24%	752

Precinct	Registered Voters
0023035	
Poll Place	1,205
Vote by Mail	1,205
Mail Ballot	1,205
Total	1,205
0023211	
Poll Place	1,114
Vote by Mail	1,114
Mail Ballot	1,114
Total	1,114
0023212	
Poll Place	833
Vote by Mail	833
Mail Ballot	833
Total	833
0023239	
Poll Place	389
Vote by Mail	389
Mail Ballot	389
Total	389
0023240	
Poll Place	789
Vote by Mail	789
Mail Ballot	789
Total	789
0023241	
Poll Place	685
Vote by Mail	685
Mail Ballot	685
Total	685

Precinct	Yes		No		Total Votes
0023035					
Poll Place	68	40.72%	99	59.28%	167
Vote by Mail	318	42.01%	439	57.99%	757
Mail Ballot	0		0		0
Total	386	41.77%	538	58.23%	924
0023211					
Poll Place	50	26.46%	139	73.54%	189
Vote by Mail	274	35.54%	497	64.46%	771
Mail Ballot	0		0		0
Total	324	33.75%	636	66.25%	960
0023212					
Poll Place	38	31.40%	83	68.60%	121
Vote by Mail	205	34.63%	387	65.37%	592
Mail Ballot	0		0		0
Total	243	34.08%	470	65.92%	713
0023239					
Poll Place	30	50.00%	30	50.00%	60
Vote by Mail	99	48.53%	105	51.47%	204
Mail Ballot	0		0		0
Total	129	48.86%	135	51.14%	264
0023240					
Poll Place	44	48.89%	46	51.11%	90
Vote by Mail	193	50.13%	192	49.87%	385
Mail Ballot	0		0		0
Total	237	49.89%	238	50.11%	475
0023241					
Poll Place	28	50.00%	28	50.00%	56
Vote by Mail	189	49.48%	193	50.52%	382
Mail Ballot	0		0		0
Total	217	49.54%	221	50.46%	438

Precinct	Registered Voters
0023401	
Poll Place	832
Vote by Mail	832
Mail Ballot	832
Total	832
0023402	
Poll Place	1,164
Vote by Mail	1,164
Mail Ballot	1,164
Total	1,164
0023404	
Poll Place	1,317
Vote by Mail	1,317
Mail Ballot	1,317
Total	1,317
0023406	
Poll Place	1,010
Vote by Mail	1,010
Mail Ballot	1,010
Total	1,010
0023450	
Poll Place	933
Vote by Mail	933
Mail Ballot	933
Total	933
0023451	
Poll Place	380
Vote by Mail	380
Mail Ballot	380
Total	380

Precinct	Yes		No		Total Votes
0023401					
Poll Place	34	32.69%	70	67.31%	104
Vote by Mail	215	41.75%	300	58.25%	515
Mail Ballot	0		0		0
Total	249	40.23%	370	59.77%	619
0023402					
Poll Place	43	28.48%	108	71.52%	151
Vote by Mail	282	37.06%	479	62.94%	761
Mail Ballot	0		0		0
Total	325	35.64%	587	64.36%	912
0023404					
Poll Place	44	32.84%	90	67.16%	134
Vote by Mail	370	40.04%	554	59.96%	924
Mail Ballot	0		0		0
Total	414	39.13%	644	60.87%	1,058
0023406					
Poll Place	32	36.36%	56	63.64%	88
Vote by Mail	258	43.29%	338	56.71%	596
Mail Ballot	0		0		0
Total	290	42.40%	394	57.60%	684
0023450					
Poll Place	52	32.70%	107	67.30%	159
Vote by Mail	184	31.83%	394	68.17%	578
Mail Ballot	0		0		0
Total	236	32.02%	501	67.98%	737
0023451					
Poll Place	22	44.90%	27	55.10%	49
Vote by Mail	73	31.33%	160	68.67%	233
Mail Ballot	0		0		0
Total	95	33.69%	187	66.31%	282

Precinct	Registered Voters
0023452	
Poll Place	854
Vote by Mail	854
Mail Ballot	854
Total	854
0025270	
Poll Place	996
Vote by Mail	996
Mail Ballot	996
Total	996
0025271	
Poll Place	933
Vote by Mail	933
Mail Ballot	933
Total	933
0025272	
Poll Place	1,098
Vote by Mail	1,098
Mail Ballot	1,098
Total	1,098
0025289	
Poll Place	1,010
Vote by Mail	1,010
Mail Ballot	1,010
Total	1,010
0030040	
Poll Place	1,257
Vote by Mail	1,257
Mail Ballot	1,257
Total	1,257

Precinct	Yes		No		Total Votes
0023452					
Poll Place	44	36.67%	76	63.33%	120
Vote by Mail	212	42.06%	292	57.94%	504
Mail Ballot	0		0		0
Total	256	41.03%	368	58.97%	624
0025270					
Poll Place	49	40.50%	72	59.50%	121
Vote by Mail	298	50.00%	298	50.00%	596
Mail Ballot	0		0		0
Total	347	48.40%	370	51.60%	717
0025271					
Poll Place	33	60.00%	22	40.00%	55
Vote by Mail	291	51.14%	278	48.86%	569
Mail Ballot	0		0		0
Total	324	51.92%	300	48.08%	624
0025272					
Poll Place	34	41.98%	47	58.02%	81
Vote by Mail	329	49.47%	336	50.53%	665
Mail Ballot	0		0		0
Total	363	48.66%	383	51.34%	746
0025289					
Poll Place	47	45.63%	56	54.37%	103
Vote by Mail	253	47.83%	276	52.17%	529
Mail Ballot	0		0		0
Total	300	47.47%	332	52.53%	632
0030040					
Poll Place	55	34.38%	105	65.63%	160
Vote by Mail	305	45.86%	360	54.14%	665
Mail Ballot	0		0		0
Total	360	43.64%	465	56.36%	825

Precinct	Registered Voters
0030060	
Poll Place	963
Vote by Mail	963
Mail Ballot	963
Total	963
0030150	
Poll Place	1,559
Vote by Mail	1,559
Mail Ballot	1,559
Total	1,559
0030170	
Poll Place	1,212
Vote by Mail	1,212
Mail Ballot	1,212
Total	1,212
0030302	
Poll Place	1,062
Vote by Mail	1,062
Mail Ballot	1,062
Total	1,062
0030304	
Poll Place	1,440
Vote by Mail	1,440
Mail Ballot	1,440
Total	1,440
0030308	
Poll Place	1,441
Vote by Mail	1,441
Mail Ballot	1,441
Total	1,441

Precinct	Yes		No		Total Votes
0030060					
Poll Place	45	32.37%	94	67.63%	139
Vote by Mail	213	39.66%	324	60.34%	537
Mail Ballot	0		0		0
Total	258	38.17%	418	61.83%	676
0030150					
Poll Place	60	40.54%	88	59.46%	148
Vote by Mail	289	44.53%	360	55.47%	649
Mail Ballot	0		0		0
Total	349	43.79%	448	56.21%	797
0030170					
Poll Place	47	36.43%	82	63.57%	129
Vote by Mail	268	49.81%	270	50.19%	538
Mail Ballot	0		0		0
Total	315	47.23%	352	52.77%	667
0030302					
Poll Place	55	44.35%	69	55.65%	124
Vote by Mail	304	53.05%	269	46.95%	573
Mail Ballot	0		0		0
Total	359	51.51%	338	48.49%	697
0030304					
Poll Place	43	48.86%	45	51.14%	88
Vote by Mail	421	47.20%	471	52.80%	892
Mail Ballot	0		0		0
Total	464	47.35%	516	52.65%	980
0030308					
Poll Place	40	42.11%	55	57.89%	95
Vote by Mail	454	53.92%	388	46.08%	842
Mail Ballot	0		0		0
Total	494	52.72%	443	47.28%	937

Precinct	Registered Voters
0030312	
Poll Place	1,132
Vote by Mail	1,132
Mail Ballot	1,132
Total	1,132
0030314	
Poll Place	1,121
Vote by Mail	1,121
Mail Ballot	1,121
Total	1,121
0030316	
Poll Place	964
Vote by Mail	964
Mail Ballot	964
Total	964
0030317	
Poll Place	514
Vote by Mail	514
Mail Ballot	514
Total	514
0030318	
Poll Place	1,425
Vote by Mail	1,425
Mail Ballot	1,425
Total	1,425
0030321	
Poll Place	774
Vote by Mail	774
Mail Ballot	774
Total	774

Precinct	Yes		No		Total Votes
0030312					
Poll Place	63	40.91%	91	59.09%	154
Vote by Mail	289	41.17%	413	58.83%	702
Mail Ballot	0		0		0
Total	352	41.12%	504	58.88%	856
0030314					
Poll Place	32	40.00%	48	60.00%	80
Vote by Mail	293	45.08%	357	54.92%	650
Mail Ballot	0		0		0
Total	325	44.52%	405	55.48%	730
0030316					
Poll Place	54	49.09%	56	50.91%	110
Vote by Mail	227	40.18%	338	59.82%	565
Mail Ballot	0		0		0
Total	281	41.63%	394	58.37%	675
0030317					
Poll Place	24	50.00%	24	50.00%	48
Vote by Mail	139	45.42%	167	54.58%	306
Mail Ballot	0		0		0
Total	163	46.05%	191	53.95%	354
0030318					
Poll Place	50	36.76%	86	63.24%	136
Vote by Mail	386	45.84%	456	54.16%	842
Mail Ballot	0		0		0
Total	436	44.58%	542	55.42%	978
0030321					
Poll Place	18	28.57%	45	71.43%	63
Vote by Mail	241	42.50%	326	57.50%	567
Mail Ballot	0		0		0
Total	259	41.11%	371	58.89%	630

Precinct	Registered Voters
0030322	
Poll Place	1,248
Vote by Mail	1,248
Mail Ballot	1,248
Total	1,248
0030325	
Poll Place	839
Vote by Mail	839
Mail Ballot	839
Total	839
0030332	
Poll Place	482
Vote by Mail	482
Mail Ballot	482
Total	482
0030337	
Poll Place	1,216
Vote by Mail	1,216
Mail Ballot	1,216
Total	1,216
0030338	
Poll Place	1,006
Vote by Mail	1,006
Mail Ballot	1,006
Total	1,006
0030339	
Poll Place	1,556
Vote by Mail	1,556
Mail Ballot	1,556
Total	1,556

Precinct	Yes		No		Total Votes
0030322					
Poll Place	57	40.43%	84	59.57%	141
Vote by Mail	331	40.32%	490	59.68%	821
Mail Ballot	0		0		0
Total	388	40.33%	574	59.67%	962
0030325					
Poll Place	26	43.33%	34	56.67%	60
Vote by Mail	226	44.23%	285	55.77%	511
Mail Ballot	0		0		0
Total	252	44.13%	319	55.87%	571
0030332					
Poll Place	18	56.25%	14	43.75%	32
Vote by Mail	109	59.24%	75	40.76%	184
Mail Ballot	0		0		0
Total	127	58.80%	89	41.20%	216
0030337					
Poll Place	28	26.17%	79	73.83%	107
Vote by Mail	358	44.69%	443	55.31%	801
Mail Ballot	0		0		0
Total	386	42.51%	522	57.49%	908
0030338					
Poll Place	54	40.91%	78	59.09%	132
Vote by Mail	281	43.23%	369	56.77%	650
Mail Ballot	0		0		0
Total	335	42.84%	447	57.16%	782
0030339					
Poll Place	78	40.21%	116	59.79%	194
Vote by Mail	476	49.74%	481	50.26%	957
Mail Ballot	0		0		0
Total	554	48.13%	597	51.87%	1,151

Precinct	Registered Voters
0030348	
Poll Place	931
Vote by Mail	931
Mail Ballot	931
Total	931
0030351	
Poll Place	1,528
Vote by Mail	1,528
Mail Ballot	1,528
Total	1,528
0030352	
Poll Place	1,029
Vote by Mail	1,029
Mail Ballot	1,029
Total	1,029
0030354	
Poll Place	696
Vote by Mail	696
Mail Ballot	696
Total	696
0030364	
Poll Place	929
Vote by Mail	929
Mail Ballot	929
Total	929
0030367	
Poll Place	1,526
Vote by Mail	1,526
Mail Ballot	1,526
Total	1,526

Precinct	Yes		No		Total Votes
0030348					
Poll Place	43	48.31%	46	51.69%	89
Vote by Mail	264	44.82%	325	55.18%	589
Mail Ballot	0		0		0
Total	307	45.28%	371	54.72%	678
0030351					
Poll Place	66	46.81%	75	53.19%	141
Vote by Mail	446	52.41%	405	47.59%	851
Mail Ballot	0		0		0
Total	512	51.61%	480	48.39%	992
0030352					
Poll Place	51	38.93%	80	61.07%	131
Vote by Mail	296	41.75%	413	58.25%	709
Mail Ballot	0		0		0
Total	347	41.31%	493	58.69%	840
0030354					
Poll Place	38	30.89%	85	69.11%	123
Vote by Mail	174	39.73%	264	60.27%	438
Mail Ballot	0		0		0
Total	212	37.79%	349	62.21%	561
0030364					
Poll Place	46	32.86%	94	67.14%	140
Vote by Mail	256	46.63%	293	53.37%	549
Mail Ballot	0		0		0
Total	302	43.83%	387	56.17%	689
0030367					
Poll Place	49	41.53%	69	58.47%	118
Vote by Mail	415	41.83%	577	58.17%	992
Mail Ballot	0		0		0
Total	464	41.80%	646	58.20%	1,110

Precinct	Registered Voters
0030370	
Poll Place	452
Vote by Mail	452
Mail Ballot	452
Total	452
0030374	
Poll Place	999
Vote by Mail	999
Mail Ballot	999
Total	999
0030385	
Poll Place	714
Vote by Mail	714
Mail Ballot	714
Total	714
0030386	
Poll Place	1,185
Vote by Mail	1,185
Mail Ballot	1,185
Total	1,185
0030387	
Poll Place	1,140
Vote by Mail	1,140
Mail Ballot	1,140
Total	1,140
0030389	
Poll Place	732
Vote by Mail	732
Mail Ballot	732
Total	732

Precinct	Yes		No		Total Votes
0030370					
Poll Place	21	51.22%	20	48.78%	41
Vote by Mail	128	47.76%	140	52.24%	268
Mail Ballot	0		0		0
Total	149	48.22%	160	51.78%	309
0030374					
Poll Place	54	49.09%	56	50.91%	110
Vote by Mail	291	46.49%	335	53.51%	626
Mail Ballot	0		0		0
Total	345	46.88%	391	53.13%	736
0030385					
Poll Place	20	30.30%	46	69.70%	66
Vote by Mail	211	40.50%	310	59.50%	521
Mail Ballot	0		0		0
Total	231	39.35%	356	60.65%	587
0030386					
Poll Place	34	27.87%	88	72.13%	122
Vote by Mail	318	40.20%	473	59.80%	791
Mail Ballot	0		0		0
Total	352	38.55%	561	61.45%	913
0030387					
Poll Place	48	30.97%	107	69.03%	155
Vote by Mail	262	32.59%	542	67.41%	804
Mail Ballot	0		0		0
Total	310	32.33%	649	67.67%	959
0030389					
Poll Place	31	44.93%	38	55.07%	69
Vote by Mail	210	41.67%	294	58.33%	504
Mail Ballot	0		0		0
Total	241	42.06%	332	57.94%	573

Precinct	Registered Voters
0030390	
Poll Place	1,320
Vote by Mail	1,320
Mail Ballot	1,320
Total	1,320
0030393	
Poll Place	856
Vote by Mail	856
Mail Ballot	856
Total	856
0030396	
Poll Place	812
Vote by Mail	812
Mail Ballot	812
Total	812
0030399	
Poll Place	1,198
Vote by Mail	1,198
Mail Ballot	1,198
Total	1,198
0031478	
Poll Place	593
Vote by Mail	593
Mail Ballot	593
Total	593
0031641	
Poll Place	610
Vote by Mail	610
Mail Ballot	610
Total	610

Precinct	Yes		No		Total Votes
0030390					
Poll Place	35	21.34%	129	78.66%	164
Vote by Mail	347	36.49%	604	63.51%	951
Mail Ballot	0		0		0
Total	382	34.26%	733	65.74%	1,115
0030393					
Poll Place	22	24.18%	69	75.82%	91
Vote by Mail	236	37.88%	387	62.12%	623
Mail Ballot	0		0		0
Total	258	36.13%	456	63.87%	714
0030396					
Poll Place	27	24.55%	83	75.45%	110
Vote by Mail	205	37.41%	343	62.59%	548
Mail Ballot	0		0		0
Total	232	35.26%	426	64.74%	658
0030399					
Poll Place	69	67.65%	33	32.35%	102
Vote by Mail	304	62.17%	185	37.83%	489
Mail Ballot	0		0		0
Total	373	63.11%	218	36.89%	591
0031478					
Poll Place	35	47.95%	38	52.05%	73
Vote by Mail	164	46.46%	189	53.54%	353
Mail Ballot	0		0		0
Total	199	46.71%	227	53.29%	426
0031641					
Poll Place	44	72.13%	17	27.87%	61
Vote by Mail	134	59.56%	91	40.44%	225
Mail Ballot	0		0		0
Total	178	62.24%	108	37.76%	286

Precinct	Registered Voters
0031642	
Poll Place	797
Vote by Mail	797
Mail Ballot	797
Total	797
0031772	
Poll Place	1,163
Vote by Mail	1,163
Mail Ballot	1,163
Total	1,163
0031935	
Poll Place	868
Vote by Mail	868
Mail Ballot	868
Total	868
0031950	
Poll Place	707
Vote by Mail	707
Mail Ballot	707
Total	707
0031953	
Poll Place	1,390
Vote by Mail	1,390
Mail Ballot	1,390
Total	1,390
0031960	
Poll Place	1,287
Vote by Mail	1,287
Mail Ballot	1,287
Total	1,287

Precinct	Yes		No		Total Votes
0031642					
Poll Place	37	63.79%	21	36.21%	58
Vote by Mail	182	57.41%	135	42.59%	317
Mail Ballot	0		0		0
Total	219	58.40%	156	41.60%	375
0031772					
Poll Place	55	36.18%	97	63.82%	152
Vote by Mail	220	41.28%	313	58.72%	533
Mail Ballot	0		0		0
Total	275	40.15%	410	59.85%	685
0031935					
Poll Place	35	42.68%	47	57.32%	82
Vote by Mail	238	51.74%	222	48.26%	460
Mail Ballot	0		0		0
Total	273	50.37%	269	49.63%	542
0031950					
Poll Place	32	34.04%	62	65.96%	94
Vote by Mail	138	40.83%	200	59.17%	338
Mail Ballot	0		0		0
Total	170	39.35%	262	60.65%	432
0031953					
Poll Place	56	46.67%	64	53.33%	120
Vote by Mail	377	54.48%	315	45.52%	692
Mail Ballot	0		0		0
Total	433	53.33%	379	46.67%	812
0031960					
Poll Place	40	46.51%	46	53.49%	86
Vote by Mail	386	50.13%	384	49.87%	770
Mail Ballot	0		0		0
Total	426	49.77%	430	50.23%	856

Precinct	Registered Voters
0032170	
Poll Place	932
Vote by Mail	932
Mail Ballot	932
Total	932
0032214	
Poll Place	651
Vote by Mail	651
Mail Ballot	651
Total	651
0032240	
Poll Place	847
Vote by Mail	847
Mail Ballot	847
Total	847
0032310	
Poll Place	1,021
Vote by Mail	1,021
Mail Ballot	1,021
Total	1,021
0032330	
Poll Place	584
Vote by Mail	584
Mail Ballot	584
Total	584
0032340	
Poll Place	596
Vote by Mail	596
Mail Ballot	596
Total	596

Precinct	Yes		No		Total Votes
0032170					
Poll Place	47	39.50%	72	60.50%	119
Vote by Mail	234	40.84%	339	59.16%	573
Mail Ballot	0		0		0
Total	281	40.61%	411	59.39%	692
0032214					
Poll Place	13	26.53%	36	73.47%	49
Vote by Mail	120	29.13%	292	70.87%	412
Mail Ballot	0		0		0
Total	133	28.85%	328	71.15%	461
0032240					
Poll Place	16	37.21%	27	62.79%	43
Vote by Mail	207	45.70%	246	54.30%	453
Mail Ballot	0		0		0
Total	223	44.96%	273	55.04%	496
0032310					
Poll Place	18	24.00%	57	76.00%	75
Vote by Mail	283	48.38%	302	51.62%	585
Mail Ballot	0		0		0
Total	301	45.61%	359	54.39%	660
0032330					
Poll Place	12	46.15%	14	53.85%	26
Vote by Mail	165	38.46%	264	61.54%	429
Mail Ballot	0		0		0
Total	177	38.90%	278	61.10%	455
0032340					
Poll Place	17	48.57%	18	51.43%	35
Vote by Mail	160	35.56%	290	64.44%	450
Mail Ballot	0		0		0
Total	177	36.49%	308	63.51%	485

Precinct	Registered Voters
0032360	
Poll Place	1,173
Vote by Mail	1,173
Mail Ballot	1,173
Total	1,173
0032370	
Poll Place	750
Vote by Mail	750
Mail Ballot	750
Total	750
0032380	
Poll Place	629
Vote by Mail	629
Mail Ballot	629
Total	629
0032441	
Poll Place	1,140
Vote by Mail	1,140
Mail Ballot	1,140
Total	1,140
0032531	
Poll Place	1,320
Vote by Mail	1,320
Mail Ballot	1,320
Total	1,320
0032532	
Poll Place	995
Vote by Mail	995
Mail Ballot	995
Total	995

Precinct	Yes		No		Total Votes
0032360					
Poll Place	58	69.88%	25	30.12%	83
Vote by Mail	288	51.89%	267	48.11%	555
Mail Ballot	0		0		0
Total	346	54.23%	292	45.77%	638
0032370					
Poll Place	34	41.46%	48	58.54%	82
Vote by Mail	154	50.33%	152	49.67%	306
Mail Ballot	0		0		0
Total	188	48.45%	200	51.55%	388
0032380					
Poll Place	11	36.67%	19	63.33%	30
Vote by Mail	210	48.95%	219	51.05%	429
Mail Ballot	0		0		0
Total	221	48.15%	238	51.85%	459
0032441					
Poll Place	42	37.50%	70	62.50%	112
Vote by Mail	223	41.68%	312	58.32%	535
Mail Ballot	0		0		0
Total	265	40.96%	382	59.04%	647
0032531					
Poll Place	58	58.59%	41	41.41%	99
Vote by Mail	297	52.38%	270	47.62%	567
Mail Ballot	0		0		0
Total	355	53.30%	311	46.70%	666
0032532					
Poll Place	49	54.44%	41	45.56%	90
Vote by Mail	193	47.54%	213	52.46%	406
Mail Ballot	0		0		0
Total	242	48.79%	254	51.21%	496

Precinct	Registered Voters
0032640	
Poll Place	1,435
Vote by Mail	1,435
Mail Ballot	1,435
Total	1,435
0032652	
Poll Place	1,415
Vote by Mail	1,415
Mail Ballot	1,415
Total	1,415
0032731	
Poll Place	1,219
Vote by Mail	1,219
Mail Ballot	1,219
Total	1,219
0032732	
Poll Place	307
Vote by Mail	307
Mail Ballot	307
Total	307
0032750	
Poll Place	1,553
Vote by Mail	1,553
Mail Ballot	1,553
Total	1,553
0032751	
Poll Place	830
Vote by Mail	830
Mail Ballot	830
Total	830

Precinct	Yes		No		Total Votes
0032640					
Poll Place	55	27.78%	143	72.22%	198
Vote by Mail	280	27.89%	724	72.11%	1,004
Mail Ballot	0		0		0
Total	335	27.87%	867	72.13%	1,202
0032652					
Poll Place	15	18.75%	65	81.25%	80
Vote by Mail	302	27.43%	799	72.57%	1,101
Mail Ballot	0		0		0
Total	317	26.84%	864	73.16%	1,181
0032731					
Poll Place	50	38.76%	79	61.24%	129
Vote by Mail	334	45.44%	401	54.56%	735
Mail Ballot	0		0		0
Total	384	44.44%	480	55.56%	864
0032732					
Poll Place	16	39.02%	25	60.98%	41
Vote by Mail	81	34.91%	151	65.09%	232
Mail Ballot	0		0		0
Total	97	35.53%	176	64.47%	273
0032750					
Poll Place	123	59.42%	84	40.58%	207
Vote by Mail	402	51.34%	381	48.66%	783
Mail Ballot	0		0		0
Total	525	53.03%	465	46.97%	990
0032751					
Poll Place	36	39.13%	56	60.87%	92
Vote by Mail	178	46.35%	206	53.65%	384
Mail Ballot	0		0		0
Total	214	44.96%	262	55.04%	476

Precinct	Registered Voters
0032762	
Poll Place	763
Vote by Mail	763
Mail Ballot	763
Total	763
0033040	
Poll Place	1,618
Vote by Mail	1,618
Mail Ballot	1,618
Total	1,618
0033042	
Poll Place	1,130
Vote by Mail	1,130
Mail Ballot	1,130
Total	1,130
0033150	
Poll Place	467
Vote by Mail	467
Mail Ballot	467
Total	467
0033161	
Poll Place	370
Vote by Mail	370
Mail Ballot	370
Total	370
0033222	
Poll Place	1,064
Vote by Mail	1,064
Mail Ballot	1,064
Total	1,064

Precinct	Yes		No		Total Votes
0032762					
Poll Place	37	57.81%	27	42.19%	64
Vote by Mail	233	55.61%	186	44.39%	419
Mail Ballot	0		0		0
Total	270	55.90%	213	44.10%	483
0033040					
Poll Place	41	21.35%	151	78.65%	192
Vote by Mail	305	29.58%	726	70.42%	1,031
Mail Ballot	0		0		0
Total	346	28.29%	877	71.71%	1,223
0033042					
Poll Place	27	25.71%	78	74.29%	105
Vote by Mail	191	26.20%	538	73.80%	729
Mail Ballot	0		0		0
Total	218	26.14%	616	73.86%	834
0033150					
Poll Place	23	39.66%	35	60.34%	58
Vote by Mail	146	45.34%	176	54.66%	322
Mail Ballot	0		0		0
Total	169	44.47%	211	55.53%	380
0033161					
Poll Place	9	29.03%	22	70.97%	31
Vote by Mail	94	41.41%	133	58.59%	227
Mail Ballot	0		0		0
Total	103	39.92%	155	60.08%	258
0033222					
Poll Place	50	59.52%	34	40.48%	84
Vote by Mail	254	58.12%	183	41.88%	437
Mail Ballot	0		0		0
Total	304	58.35%	217	41.65%	521

Precinct	Registered Voters
0033492	
Poll Place	956
Vote by Mail	956
Mail Ballot	956
Total	956
0035601	
Poll Place	861
Vote by Mail	861
Mail Ballot	861
Total	861
0035602	
Poll Place	614
Vote by Mail	614
Mail Ballot	614
Total	614
0035603	
Poll Place	881
Vote by Mail	881
Mail Ballot	881
Total	881
0035604	
Poll Place	1,187
Vote by Mail	1,187
Mail Ballot	1,187
Total	1,187
0035624	
Poll Place	458
Vote by Mail	458
Mail Ballot	458
Total	458

Precinct	Yes		No		Total Votes
0033492					
Poll Place	61	49.19%	63	50.81%	124
Vote by Mail	232	56.59%	178	43.41%	410
Mail Ballot	0		0		0
Total	293	54.87%	241	45.13%	534
0035601					
Poll Place	27	28.42%	68	71.58%	95
Vote by Mail	238	39.47%	365	60.53%	603
Mail Ballot	0		0		0
Total	265	37.97%	433	62.03%	698
0035602					
Poll Place	28	36.36%	49	63.64%	77
Vote by Mail	181	44.69%	224	55.31%	405
Mail Ballot	0		0		0
Total	209	43.36%	273	56.64%	482
0035603					
Poll Place	33	28.95%	81	71.05%	114
Vote by Mail	223	37.61%	370	62.39%	593
Mail Ballot	0		0		0
Total	256	36.21%	451	63.79%	707
0035604					
Poll Place	32	30.19%	74	69.81%	106
Vote by Mail	329	38.48%	526	61.52%	855
Mail Ballot	0		0		0
Total	361	37.57%	600	62.43%	961
0035624					
Poll Place	12	33.33%	24	66.67%	36
Vote by Mail	131	43.09%	173	56.91%	304
Mail Ballot	0		0		0
Total	143	42.06%	197	57.94%	340

Precinct	Registered Voters
0035628	
Poll Place	1,817
Vote by Mail	1,817
Mail Ballot	1,817
Total	1,817
0035629	
Poll Place	1,147
Vote by Mail	1,147
Mail Ballot	1,147
Total	1,147
0035631	
Poll Place	1,022
Vote by Mail	1,022
Mail Ballot	1,022
Total	1,022
0035632	
Poll Place	765
Vote by Mail	765
Mail Ballot	765
Total	765
0035633	
Poll Place	858
Vote by Mail	858
Mail Ballot	858
Total	858
0035635	
Poll Place	1,061
Vote by Mail	1,061
Mail Ballot	1,061
Total	1,061

Precinct	Yes		No		Total Votes
0035628					
Poll Place	61	29.05%	149	70.95%	210
Vote by Mail	466	38.58%	742	61.42%	1,208
Mail Ballot	0		0		0
Total	527	37.17%	891	62.83%	1,418
0035629					
Poll Place	45	35.71%	81	64.29%	126
Vote by Mail	342	45.24%	414	54.76%	756
Mail Ballot	0		0		0
Total	387	43.88%	495	56.12%	882
0035631					
Poll Place	27	23.48%	88	76.52%	115
Vote by Mail	280	41.67%	392	58.33%	672
Mail Ballot	0		0		0
Total	307	39.01%	480	60.99%	787
0035632					
Poll Place	34	26.98%	92	73.02%	126
Vote by Mail	163	31.77%	350	68.23%	513
Mail Ballot	0		0		0
Total	197	30.83%	442	69.17%	639
0035633					
Poll Place	45	30.20%	104	69.80%	149
Vote by Mail	210	37.17%	355	62.83%	565
Mail Ballot	0		0		0
Total	255	35.71%	459	64.29%	714
0035635					
Poll Place	65	33.16%	131	66.84%	196
Vote by Mail	250	40.98%	360	59.02%	610
Mail Ballot	0		0		0
Total	315	39.08%	491	60.92%	806

Precinct	Registered Voters
0035640	
Poll Place	1,126
Vote by Mail	1,126
Mail Ballot	1,126
Total	1,126
0035658	
Poll Place	1,053
Vote by Mail	1,053
Mail Ballot	1,053
Total	1,053
0035661	
Poll Place	710
Vote by Mail	710
Mail Ballot	710
Total	710
0035675	
Poll Place	1,211
Vote by Mail	1,211
Mail Ballot	1,211
Total	1,211
0035677	
Poll Place	822
Vote by Mail	822
Mail Ballot	822
Total	822
0040401	
Poll Place	541
Vote by Mail	541
Mail Ballot	541
Total	541

Precinct	Yes		No		Total Votes
0035640					
Poll Place	43	29.05%	105	70.95%	148
Vote by Mail	279	36.00%	496	64.00%	775
Mail Ballot	0		0		0
Total	322	34.89%	601	65.11%	923
0035658					
Poll Place	58	35.15%	107	64.85%	165
Vote by Mail	278	39.27%	430	60.73%	708
Mail Ballot	0		0		0
Total	336	38.49%	537	61.51%	873
0035661					
Poll Place	27	25.47%	79	74.53%	106
Vote by Mail	183	39.70%	278	60.30%	461
Mail Ballot	0		0		0
Total	210	37.04%	357	62.96%	567
0035675					
Poll Place	40	32.26%	84	67.74%	124
Vote by Mail	330	37.41%	552	62.59%	882
Mail Ballot	0		0		0
Total	370	36.78%	636	63.22%	1,006
0035677					
Poll Place	41	56.16%	32	43.84%	73
Vote by Mail	229	53.26%	201	46.74%	430
Mail Ballot	0		0		0
Total	270	53.68%	233	46.32%	503
0040401					
Poll Place	15	46.88%	17	53.13%	32
Vote by Mail	162	40.70%	236	59.30%	398
Mail Ballot	0		0		0
Total	177	41.16%	253	58.84%	430

Precinct	Registered Voters
0040405	
Poll Place	1,425
Vote by Mail	1,425
Mail Ballot	1,425
Total	1,425
0040406	
Poll Place	1,059
Vote by Mail	1,059
Mail Ballot	1,059
Total	1,059
0040407	
Poll Place	762
Vote by Mail	762
Mail Ballot	762
Total	762
0040409	
Poll Place	1,153
Vote by Mail	1,153
Mail Ballot	1,153
Total	1,153
0040411	
Poll Place	1,428
Vote by Mail	1,428
Mail Ballot	1,428
Total	1,428
0040414	
Poll Place	1,613
Vote by Mail	1,613
Mail Ballot	1,613
Total	1,613

Precinct	Yes		No		Total Votes
0040405					
Poll Place	36	22.78%	122	77.22%	158
Vote by Mail	407	38.87%	640	61.13%	1,047
Mail Ballot	0		0		0
Total	443	36.76%	762	63.24%	1,205
0040406					
Poll Place	31	31.31%	68	68.69%	99
Vote by Mail	288	39.67%	438	60.33%	726
Mail Ballot	0		0		0
Total	319	38.67%	506	61.33%	825
0040407					
Poll Place	28	40.00%	42	60.00%	70
Vote by Mail	204	42.15%	280	57.85%	484
Mail Ballot	0		0		0
Total	232	41.88%	322	58.12%	554
0040409					
Poll Place	38	30.16%	88	69.84%	126
Vote by Mail	335	46.27%	389	53.73%	724
Mail Ballot	0		0		0
Total	373	43.88%	477	56.12%	850
0040411					
Poll Place	44	37.61%	73	62.39%	117
Vote by Mail	383	47.93%	416	52.07%	799
Mail Ballot	0		0		0
Total	427	46.62%	489	53.38%	916
0040414					
Poll Place	42	33.33%	84	66.67%	126
Vote by Mail	429	49.65%	435	50.35%	864
Mail Ballot	0		0		0
Total	471	47.58%	519	52.42%	990

Precinct	Registered Voters
0040415	
Poll Place	1,659
Vote by Mail	1,659
Mail Ballot	1,659
Total	1,659
0040419	
Poll Place	1,293
Vote by Mail	1,293
Mail Ballot	1,293
Total	1,293
0040421	
Poll Place	995
Vote by Mail	995
Mail Ballot	995
Total	995
0040424	
Poll Place	1,153
Vote by Mail	1,153
Mail Ballot	1,153
Total	1,153
0040428	
Poll Place	955
Vote by Mail	955
Mail Ballot	955
Total	955
0040429	
Poll Place	1,391
Vote by Mail	1,391
Mail Ballot	1,391
Total	1,391

Precinct	Yes		No		Total Votes
0040415					
Poll Place	44	33.08%	89	66.92%	133
Vote by Mail	489	39.76%	741	60.24%	1,230
Mail Ballot	0		0		0
Total	533	39.10%	830	60.90%	1,363
0040419					
Poll Place	43	35.83%	77	64.17%	120
Vote by Mail	377	41.20%	538	58.80%	915
Mail Ballot	0		0		0
Total	420	40.58%	615	59.42%	1,035
0040421					
Poll Place	30	33.71%	59	66.29%	89
Vote by Mail	300	42.61%	404	57.39%	704
Mail Ballot	0		0		0
Total	330	41.61%	463	58.39%	793
0040424					
Poll Place	60	53.10%	53	46.90%	113
Vote by Mail	325	53.10%	287	46.90%	612
Mail Ballot	0		0		0
Total	385	53.10%	340	46.90%	725
0040428					
Poll Place	33	44.00%	42	56.00%	75
Vote by Mail	249	49.40%	255	50.60%	504
Mail Ballot	0		0		0
Total	282	48.70%	297	51.30%	579
0040429					
Poll Place	39	21.67%	141	78.33%	180
Vote by Mail	347	36.68%	599	63.32%	946
Mail Ballot	0		0		0
Total	386	34.28%	740	65.72%	1,126

Precinct	Registered Voters
0040430	
Poll Place	1,652
Vote by Mail	1,652
Mail Ballot	1,652
Total	1,652
0040432	
Poll Place	738
Vote by Mail	738
Mail Ballot	738
Total	738
0040433	
Poll Place	1,085
Vote by Mail	1,085
Mail Ballot	1,085
Total	1,085
0040435	
Poll Place	1,334
Vote by Mail	1,334
Mail Ballot	1,334
Total	1,334
0040436	
Poll Place	840
Vote by Mail	840
Mail Ballot	840
Total	840
0040440	
Poll Place	991
Vote by Mail	991
Mail Ballot	991
Total	991

Precinct	Yes		No		Total Votes
0040430					
Poll Place	40	31.25%	88	68.75%	128
Vote by Mail	415	38.04%	676	61.96%	1,091
Mail Ballot	0		0		0
Total	455	37.33%	764	62.67%	1,219
0040432					
Poll Place	33	30.84%	74	69.16%	107
Vote by Mail	143	27.61%	375	72.39%	518
Mail Ballot	0		0		0
Total	176	28.16%	449	71.84%	625
0040433					
Poll Place	29	20.28%	114	79.72%	143
Vote by Mail	236	34.15%	455	65.85%	691
Mail Ballot	0		0		0
Total	265	31.77%	569	68.23%	834
0040435					
Poll Place	23	20.72%	88	79.28%	111
Vote by Mail	365	36.21%	643	63.79%	1,008
Mail Ballot	0		0		0
Total	388	34.67%	731	65.33%	1,119
0040436					
Poll Place	37	28.68%	92	71.32%	129
Vote by Mail	171	32.14%	361	67.86%	532
Mail Ballot	0		0		0
Total	208	31.47%	453	68.53%	661
0040440					
Poll Place	27	25.71%	78	74.29%	105
Vote by Mail	278	41.74%	388	58.26%	666
Mail Ballot	0		0		0
Total	305	39.56%	466	60.44%	771

Precinct	Registered Voters
0040441	
Poll Place	1,404
Vote by Mail	1,404
Mail Ballot	1,404
Total	1,404
0040442	
Poll Place	901
Vote by Mail	901
Mail Ballot	901
Total	901
0040443	
Poll Place	703
Vote by Mail	703
Mail Ballot	703
Total	703
0040444	
Poll Place	702
Vote by Mail	702
Mail Ballot	702
Total	702
0040447	
Poll Place	1,022
Vote by Mail	1,022
Mail Ballot	1,022
Total	1,022
0040454	
Poll Place	992
Vote by Mail	992
Mail Ballot	992
Total	992

Precinct	Yes		No		Total Votes
0040441					
Poll Place	19	30.16%	44	69.84%	63
Vote by Mail	423	35.52%	768	64.48%	1,191
Mail Ballot	0		0		0
Total	442	35.25%	812	64.75%	1,254
0040442					
Poll Place	31	44.93%	38	55.07%	69
Vote by Mail	268	42.47%	363	57.53%	631
Mail Ballot	0		0		0
Total	299	42.71%	401	57.29%	700
0040443					
Poll Place	20	32.79%	41	67.21%	61
Vote by Mail	195	41.76%	272	58.24%	467
Mail Ballot	0		0		0
Total	215	40.72%	313	59.28%	528
0040444					
Poll Place	30	56.60%	23	43.40%	53
Vote by Mail	213	50.35%	210	49.65%	423
Mail Ballot	0		0		0
Total	243	51.05%	233	48.95%	476
0040447					
Poll Place	23	39.66%	35	60.34%	58
Vote by Mail	289	40.99%	416	59.01%	705
Mail Ballot	0		0		0
Total	312	40.89%	451	59.11%	763
0040454					
Poll Place	34	39.08%	53	60.92%	87
Vote by Mail	334	51.54%	314	48.46%	648
Mail Ballot	0		0		0
Total	368	50.07%	367	49.93%	735

Precinct	Registered Voters
0040455	
Poll Place	2,039
Vote by Mail	2,039
Mail Ballot	2,039
Total	2,039
0040460	
Poll Place	960
Vote by Mail	960
Mail Ballot	960
Total	960
0040461	
Poll Place	1,495
Vote by Mail	1,495
Mail Ballot	1,495
Total	1,495
0040462	
Poll Place	1,455
Vote by Mail	1,455
Mail Ballot	1,455
Total	1,455
0040463	
Poll Place	971
Vote by Mail	971
Mail Ballot	971
Total	971
0040464	
Poll Place	1,231
Vote by Mail	1,231
Mail Ballot	1,231
Total	1,231

Precinct	Yes		No		Total Votes
0040455					
Poll Place	88	33.46%	175	66.54%	263
Vote by Mail	505	36.15%	892	63.85%	1,397
Mail Ballot	0		0		0
Total	593	35.72%	1,067	64.28%	1,660
0040460					
Poll Place	35	35.00%	65	65.00%	100
Vote by Mail	255	38.35%	410	61.65%	665
Mail Ballot	0		0		0
Total	290	37.91%	475	62.09%	765
0040461					
Poll Place	41	27.15%	110	72.85%	151
Vote by Mail	418	38.07%	680	61.93%	1,098
Mail Ballot	0		0		0
Total	459	36.75%	790	63.25%	1,249
0040462					
Poll Place	28	28.28%	71	71.72%	99
Vote by Mail	475	43.18%	625	56.82%	1,100
Mail Ballot	0		0		0
Total	503	41.95%	696	58.05%	1,199
0040463					
Poll Place	51	39.23%	79	60.77%	130
Vote by Mail	297	46.05%	348	53.95%	645
Mail Ballot	0		0		0
Total	348	44.90%	427	55.10%	775
0040464					
Poll Place	67	44.97%	82	55.03%	149
Vote by Mail	410	52.36%	373	47.64%	783
Mail Ballot	0		0		0
Total	477	51.18%	455	48.82%	932

Precinct	Registered Voters
0040466	
Poll Place	1,332
Vote by Mail	1,332
Mail Ballot	1,332
Total	1,332
0040469	
Poll Place	929
Vote by Mail	929
Mail Ballot	929
Total	929
0040470	
Poll Place	1,081
Vote by Mail	1,081
Mail Ballot	1,081
Total	1,081
0040471	
Poll Place	1,591
Vote by Mail	1,591
Mail Ballot	1,591
Total	1,591
0040475	
Poll Place	1,090
Vote by Mail	1,090
Mail Ballot	1,090
Total	1,090
0040480	
Poll Place	1,194
Vote by Mail	1,194
Mail Ballot	1,194
Total	1,194

Precinct	Yes		No		Total Votes
0040466					
Poll Place	36	23.08%	120	76.92%	156
Vote by Mail	334	36.82%	573	63.18%	907
Mail Ballot	0		0		0
Total	370	34.81%	693	65.19%	1,063
0040469					
Poll Place	55	36.67%	95	63.33%	150
Vote by Mail	240	48.00%	260	52.00%	500
Mail Ballot	0		0		0
Total	295	45.38%	355	54.62%	650
0040470					
Poll Place	38	35.19%	70	64.81%	108
Vote by Mail	310	46.27%	360	53.73%	670
Mail Ballot	0		0		0
Total	348	44.73%	430	55.27%	778
0040471					
Poll Place	65	38.01%	106	61.99%	171
Vote by Mail	485	49.59%	493	50.41%	978
Mail Ballot	0		0		0
Total	550	47.87%	599	52.13%	1,149
0040475					
Poll Place	30	30.93%	67	69.07%	97
Vote by Mail	311	43.62%	402	56.38%	713
Mail Ballot	0		0		0
Total	341	42.10%	469	57.90%	810
0040480					
Poll Place	25	26.32%	70	73.68%	95
Vote by Mail	326	38.00%	532	62.00%	858
Mail Ballot	0		0		0
Total	351	36.83%	602	63.17%	953

Precinct	Registered Voters
0040494	
Poll Place	979
Vote by Mail	979
Mail Ballot	979
Total	979
0040495	
Poll Place	1,789
Vote by Mail	1,789
Mail Ballot	1,789
Total	1,789
0040496	
Poll Place	1,396
Vote by Mail	1,396
Mail Ballot	1,396
Total	1,396
0040497	
Poll Place	885
Vote by Mail	885
Mail Ballot	885
Total	885
0041240	
Poll Place	368
Vote by Mail	368
Mail Ballot	368
Total	368
0041780	
Poll Place	1,346
Vote by Mail	1,346
Mail Ballot	1,346
Total	1,346

Precinct	Yes		No		Total Votes
0040494					
Poll Place	18	31.03%	40	68.97%	58
Vote by Mail	260	36.06%	461	63.94%	721
Mail Ballot	0		0		0
Total	278	35.69%	501	64.31%	779
0040495					
Poll Place	40	38.10%	65	61.90%	105
Vote by Mail	570	43.02%	755	56.98%	1,325
Mail Ballot	0		0		0
Total	610	42.66%	820	57.34%	1,430
0040496					
Poll Place	52	29.38%	125	70.62%	177
Vote by Mail	401	39.47%	615	60.53%	1,016
Mail Ballot	0		0		0
Total	453	37.97%	740	62.03%	1,193
0040497					
Poll Place	36	34.95%	67	65.05%	103
Vote by Mail	268	47.10%	301	52.90%	569
Mail Ballot	0		0		0
Total	304	45.24%	368	54.76%	672
0041240					
Poll Place	40	48.78%	42	51.22%	82
Vote by Mail	56	32.37%	117	67.63%	173
Mail Ballot	0		0		0
Total	96	37.65%	159	62.35%	255
0041780					
Poll Place	80	31.01%	178	68.99%	258
Vote by Mail	297	42.80%	397	57.20%	694
Mail Ballot	0		0		0
Total	377	39.60%	575	60.40%	952

Precinct	Registered Voters
0041820	
Poll Place	1,420
Vote by Mail	1,420
Mail Ballot	1,420
Total	1,420
0041910	
Poll Place	628
Vote by Mail	628
Mail Ballot	628
Total	628
0041913	
Poll Place	1,937
Vote by Mail	1,937
Mail Ballot	1,937
Total	1,937
0041915	
Poll Place	1,594
Vote by Mail	1,594
Mail Ballot	1,594
Total	1,594
0042218	
Poll Place	847
Vote by Mail	847
Mail Ballot	847
Total	847
0042261	
Poll Place	372
Vote by Mail	372
Mail Ballot	372
Total	372

Precinct	Yes		No		Total Votes
0041820					
Poll Place	65	29.02%	159	70.98%	224
Vote by Mail	355	41.18%	507	58.82%	862
Mail Ballot	0		0		0
Total	420	38.67%	666	61.33%	1,086
0041910					
Poll Place	23	33.33%	46	66.67%	69
Vote by Mail	108	24.83%	327	75.17%	435
Mail Ballot	0		0		0
Total	131	25.99%	373	74.01%	504
0041913					
Poll Place	51	26.98%	138	73.02%	189
Vote by Mail	489	33.38%	976	66.62%	1,465
Mail Ballot	0		0		0
Total	540	32.65%	1,114	67.35%	1,654
0041915					
Poll Place	31	19.25%	130	80.75%	161
Vote by Mail	283	24.17%	888	75.83%	1,171
Mail Ballot	0		0		0
Total	314	23.57%	1,018	76.43%	1,332
0042218					
Poll Place	33	21.15%	123	78.85%	156
Vote by Mail	170	38.37%	273	61.63%	443
Mail Ballot	0		0		0
Total	203	33.89%	396	66.11%	599
0042261					
Poll Place	35	64.81%	19	35.19%	54
Vote by Mail	120	60.00%	80	40.00%	200
Mail Ballot	0		0		0
Total	155	61.02%	99	38.98%	254

Precinct	Registered Voters
0042390	
Poll Place	485
Vote by Mail	485
Mail Ballot	485
Total	485
0042630	
Poll Place	647
Vote by Mail	647
Mail Ballot	647
Total	647
0042842	
Poll Place	1,330
Vote by Mail	1,330
Mail Ballot	1,330
Total	1,330
0042845	
Poll Place	1,159
Vote by Mail	1,159
Mail Ballot	1,159
Total	1,159
0043043	
Poll Place	1,329
Vote by Mail	1,329
Mail Ballot	1,329
Total	1,329
0043048	
Poll Place	1,084
Vote by Mail	1,084
Mail Ballot	1,084
Total	1,084

Precinct	Yes		No		Total Votes
0042390					
Poll Place	26	29.55%	62	70.45%	88
Vote by Mail	100	35.34%	183	64.66%	283
Mail Ballot	0		0		0
Total	126	33.96%	245	66.04%	371
0042630					
Poll Place	29	27.10%	78	72.90%	107
Vote by Mail	107	28.38%	270	71.62%	377
Mail Ballot	0		0		0
Total	136	28.10%	348	71.90%	484
0042842					
Poll Place	70	38.89%	110	61.11%	180
Vote by Mail	450	48.28%	482	51.72%	932
Mail Ballot	0		0		0
Total	520	46.76%	592	53.24%	1,112
0042845					
Poll Place	60	25.75%	173	74.25%	233
Vote by Mail	263	36.99%	448	63.01%	711
Mail Ballot	0		0		0
Total	323	34.22%	621	65.78%	944
0043043					
Poll Place	26	18.71%	113	81.29%	139
Vote by Mail	285	28.13%	728	71.87%	1,013
Mail Ballot	0		0		0
Total	311	27.00%	841	73.00%	1,152
0043048					
Poll Place	35	25.93%	100	74.07%	135
Vote by Mail	232	32.72%	477	67.28%	709
Mail Ballot	0		0		0
Total	267	31.64%	577	68.36%	844

Precinct	Registered Voters
0043050	
Poll Place	1,195
Vote by Mail	1,195
Mail Ballot	1,195
Total	1,195
0043051	
Poll Place	620
Vote by Mail	620
Mail Ballot	620
Total	620
0043052	
Poll Place	903
Vote by Mail	903
Mail Ballot	903
Total	903
0043053	
Poll Place	1,228
Vote by Mail	1,228
Mail Ballot	1,228
Total	1,228
0043055	
Poll Place	1,018
Vote by Mail	1,018
Mail Ballot	1,018
Total	1,018
0043059	
Poll Place	1,336
Vote by Mail	1,336
Mail Ballot	1,336
Total	1,336

Precinct	Yes		No		Total Votes
0043050					
Poll Place	47	31.54%	102	68.46%	149
Vote by Mail	257	31.19%	567	68.81%	824
Mail Ballot	0		0		0
Total	304	31.24%	669	68.76%	973
0043051					
Poll Place	9	23.08%	30	76.92%	39
Vote by Mail	134	27.07%	361	72.93%	495
Mail Ballot	0		0		0
Total	143	26.78%	391	73.22%	534
0043052					
Poll Place	34	32.38%	71	67.62%	105
Vote by Mail	198	30.28%	456	69.72%	654
Mail Ballot	0		0		0
Total	232	30.57%	527	69.43%	759
0043053					
Poll Place	45	29.22%	109	70.78%	154
Vote by Mail	283	32.49%	588	67.51%	871
Mail Ballot	0		0		0
Total	328	32.00%	697	68.00%	1,025
0043055					
Poll Place	18	24.00%	57	76.00%	75
Vote by Mail	207	26.20%	583	73.80%	790
Mail Ballot	0		0		0
Total	225	26.01%	640	73.99%	865
0043059					
Poll Place	26	19.55%	107	80.45%	133
Vote by Mail	273	27.19%	731	72.81%	1,004
Mail Ballot	0		0		0
Total	299	26.30%	838	73.70%	1,137

Precinct	Registered Voters
0043170	
Poll Place	1,402
Vote by Mail	1,402
Mail Ballot	1,402
Total	1,402
0043290	
Poll Place	488
Vote by Mail	488
Mail Ballot	488
Total	488
0043310	
Poll Place	724
Vote by Mail	724
Mail Ballot	724
Total	724
0043320	
Poll Place	1,647
Vote by Mail	1,647
Mail Ballot	1,647
Total	1,647
0043340	
Poll Place	1,002
Vote by Mail	1,002
Mail Ballot	1,002
Total	1,002
0043510	
Poll Place	877
Vote by Mail	877
Mail Ballot	877
Total	877

Precinct	Yes		No		Total Votes
0043170					
Poll Place	41	32.28%	86	67.72%	127
Vote by Mail	269	37.41%	450	62.59%	719
Mail Ballot	0		0		0
Total	310	36.64%	536	63.36%	846
0043290					
Poll Place	3	4.84%	59	95.16%	62
Vote by Mail	79	22.32%	275	77.68%	354
Mail Ballot	0		0		0
Total	82	19.71%	334	80.29%	416
0043310					
Poll Place	37	38.95%	58	61.05%	95
Vote by Mail	140	42.81%	187	57.19%	327
Mail Ballot	0		0		0
Total	177	41.94%	245	58.06%	422
0043320					
Poll Place	39	19.70%	159	80.30%	198
Vote by Mail	301	27.54%	792	72.46%	1,093
Mail Ballot	0		0		0
Total	340	26.34%	951	73.66%	1,291
0043340					
Poll Place	57	32.57%	118	67.43%	175
Vote by Mail	171	31.84%	366	68.16%	537
Mail Ballot	0		0		0
Total	228	32.02%	484	67.98%	712
0043510					
Poll Place	61	45.19%	74	54.81%	135
Vote by Mail	222	47.84%	242	52.16%	464
Mail Ballot	0		0		0
Total	283	47.25%	316	52.75%	599

Precinct	Registered Voters
0043520	
Poll Place	808
Vote by Mail	808
Mail Ballot	808
Total	808
0043540	
Poll Place	994
Vote by Mail	994
Mail Ballot	994
Total	994
0043567	
Poll Place	1,459
Vote by Mail	1,459
Mail Ballot	1,459
Total	1,459
0043568	
Poll Place	1,533
Vote by Mail	1,533
Mail Ballot	1,533
Total	1,533
0043570	
Poll Place	810
Vote by Mail	810
Mail Ballot	810
Total	810
0043572	
Poll Place	887
Vote by Mail	887
Mail Ballot	887
Total	887

Precinct	Yes		No		Total Votes
0043520					
Poll Place	30	40.00%	45	60.00%	75
Vote by Mail	182	48.28%	195	51.72%	377
Mail Ballot	0		0		0
Total	212	46.90%	240	53.10%	452
0043540					
Poll Place	28	44.44%	35	55.56%	63
Vote by Mail	267	40.52%	392	59.48%	659
Mail Ballot	0		0		0
Total	295	40.86%	427	59.14%	722
0043567					
Poll Place	65	52.00%	60	48.00%	125
Vote by Mail	420	53.57%	364	46.43%	784
Mail Ballot	0		0		0
Total	485	53.36%	424	46.64%	909
0043568					
Poll Place	55	46.22%	64	53.78%	119
Vote by Mail	390	49.87%	392	50.13%	782
Mail Ballot	0		0		0
Total	445	49.39%	456	50.61%	901
0043570					
Poll Place	29	39.19%	45	60.81%	74
Vote by Mail	216	48.11%	233	51.89%	449
Mail Ballot	0		0		0
Total	245	46.85%	278	53.15%	523
0043572					
Poll Place	35	40.70%	51	59.30%	86
Vote by Mail	210	48.50%	223	51.50%	433
Mail Ballot	0		0		0
Total	245	47.21%	274	52.79%	519

Precinct	Registered Voters
0044103	
Poll Place	1,095
Vote by Mail	1,095
Mail Ballot	1,095
Total	1,095
0044104	
Poll Place	1,669
Vote by Mail	1,669
Mail Ballot	1,669
Total	1,669
0044105	
Poll Place	1,097
Vote by Mail	1,097
Mail Ballot	1,097
Total	1,097
0044106	
Poll Place	1,303
Vote by Mail	1,303
Mail Ballot	1,303
Total	1,303
0044107	
Poll Place	1,405
Vote by Mail	1,405
Mail Ballot	1,405
Total	1,405
0044112	
Poll Place	1,010
Vote by Mail	1,010
Mail Ballot	1,010
Total	1,010

Precinct	Yes		No		Total Votes
0044103					
Poll Place	18	18.37%	80	81.63%	98
Vote by Mail	305	35.67%	550	64.33%	855
Mail Ballot	0		0		0
Total	323	33.89%	630	66.11%	953
0044104					
Poll Place	33	34.02%	64	65.98%	97
Vote by Mail	595	52.89%	530	47.11%	1,125
Mail Ballot	0		0		0
Total	628	51.39%	594	48.61%	1,222
0044105					
Poll Place	29	32.95%	59	67.05%	88
Vote by Mail	350	50.29%	346	49.71%	696
Mail Ballot	0		0		0
Total	379	48.34%	405	51.66%	784
0044106					
Poll Place	30	32.26%	63	67.74%	93
Vote by Mail	394	45.24%	477	54.76%	871
Mail Ballot	0		0		0
Total	424	43.98%	540	56.02%	964
0044107					
Poll Place	16	25.00%	48	75.00%	64
Vote by Mail	444	39.96%	667	60.04%	1,111
Mail Ballot	0		0		0
Total	460	39.15%	715	60.85%	1,175
0044112					
Poll Place	28	29.47%	67	70.53%	95
Vote by Mail	233	31.87%	498	68.13%	731
Mail Ballot	0		0		0
Total	261	31.60%	565	68.40%	826

Precinct	Registered Voters
0044113	
Poll Place	803
Vote by Mail	803
Mail Ballot	803
Total	803
0050020	
Poll Place	1,131
Vote by Mail	1,131
Mail Ballot	1,131
Total	1,131
0050180	
Poll Place	1,094
Vote by Mail	1,094
Mail Ballot	1,094
Total	1,094
0050190	
Poll Place	1,444
Vote by Mail	1,444
Mail Ballot	1,444
Total	1,444
0050200	
Poll Place	1,155
Vote by Mail	1,155
Mail Ballot	1,155
Total	1,155
0050211	
Poll Place	1,674
Vote by Mail	1,674
Mail Ballot	1,674
Total	1,674

Precinct	Yes		No		Total Votes
0044113					
Poll Place	26	29.21%	63	70.79%	89
Vote by Mail	220	40.67%	321	59.33%	541
Mail Ballot	0		0		0
Total	246	39.05%	384	60.95%	630
0050020					
Poll Place	55	46.61%	63	53.39%	118
Vote by Mail	223	48.90%	233	51.10%	456
Mail Ballot	0		0		0
Total	278	48.43%	296	51.57%	574
0050180					
Poll Place	43	49.43%	44	50.57%	87
Vote by Mail	327	57.98%	237	42.02%	564
Mail Ballot	0		0		0
Total	370	56.84%	281	43.16%	651
0050190					
Poll Place	66	52.38%	60	47.62%	126
Vote by Mail	353	53.08%	312	46.92%	665
Mail Ballot	0		0		0
Total	419	52.97%	372	47.03%	791
0050200					
Poll Place	59	61.46%	37	38.54%	96
Vote by Mail	314	59.70%	212	40.30%	526
Mail Ballot	0		0		0
Total	373	59.97%	249	40.03%	622
0050211					
Poll Place	82	52.56%	74	47.44%	156
Vote by Mail	514	58.28%	368	41.72%	882
Mail Ballot	0		0		0
Total	596	57.42%	442	42.58%	1,038

Precinct	Registered Voters
0050501	
Poll Place	487
Vote by Mail	487
Mail Ballot	487
Total	487
0050503	
Poll Place	614
Vote by Mail	614
Mail Ballot	614
Total	614
0050505	
Poll Place	691
Vote by Mail	691
Mail Ballot	691
Total	691
0050506	
Poll Place	952
Vote by Mail	952
Mail Ballot	952
Total	952
0050507	
Poll Place	1,131
Vote by Mail	1,131
Mail Ballot	1,131
Total	1,131
0050509	
Poll Place	1,560
Vote by Mail	1,560
Mail Ballot	1,560
Total	1,560

Precinct	Yes		No		Total Votes
0050501					
Poll Place	20	66.67%	10	33.33%	30
Vote by Mail	93	58.86%	65	41.14%	158
Mail Ballot	0		0		0
Total	113	60.11%	75	39.89%	188
0050503					
Poll Place	12	46.15%	14	53.85%	26
Vote by Mail	157	60.38%	103	39.62%	260
Mail Ballot	0		0		0
Total	169	59.09%	117	40.91%	286
0050505					
Poll Place	16	34.04%	31	65.96%	47
Vote by Mail	179	52.65%	161	47.35%	340
Mail Ballot	0		0		0
Total	195	50.39%	192	49.61%	387
0050506					
Poll Place	26	61.90%	16	38.10%	42
Vote by Mail	195	64.36%	108	35.64%	303
Mail Ballot	0		0		0
Total	221	64.06%	124	35.94%	345
0050507					
Poll Place	22	61.11%	14	38.89%	36
Vote by Mail	249	59.57%	169	40.43%	418
Mail Ballot	0		0		0
Total	271	59.69%	183	40.31%	454
0050509					
Poll Place	78	60.00%	52	40.00%	130
Vote by Mail	360	62.83%	213	37.17%	573
Mail Ballot	0		0		0
Total	438	62.30%	265	37.70%	703

Precinct	Registered Voters
0050511	
Poll Place	1,636
Vote by Mail	1,636
Mail Ballot	1,636
Total	1,636
0050514	
Poll Place	1,259
Vote by Mail	1,259
Mail Ballot	1,259
Total	1,259
0050517	
Poll Place	1,091
Vote by Mail	1,091
Mail Ballot	1,091
Total	1,091
0050518	
Poll Place	384
Vote by Mail	384
Mail Ballot	384
Total	384
0050519	
Poll Place	1,525
Vote by Mail	1,525
Mail Ballot	1,525
Total	1,525
0050523	
Poll Place	682
Vote by Mail	682
Mail Ballot	682
Total	682

Precinct	Yes		No		Total Votes
0050511					
Poll Place	32	54.24%	27	45.76%	59
Vote by Mail	335	61.69%	208	38.31%	543
Mail Ballot	0		0		0
Total	367	60.96%	235	39.04%	602
0050514					
Poll Place	40	44.94%	49	55.06%	89
Vote by Mail	316	54.30%	266	45.70%	582
Mail Ballot	0		0		0
Total	356	53.06%	315	46.94%	671
0050517					
Poll Place	53	39.85%	80	60.15%	133
Vote by Mail	324	44.94%	397	55.06%	721
Mail Ballot	0		0		0
Total	377	44.15%	477	55.85%	854
0050518					
Poll Place	17	70.83%	7	29.17%	24
Vote by Mail	109	49.77%	110	50.23%	219
Mail Ballot	0		0		0
Total	126	51.85%	117	48.15%	243
0050519					
Poll Place	52	34.67%	98	65.33%	150
Vote by Mail	422	39.96%	634	60.04%	1,056
Mail Ballot	0		0		0
Total	474	39.30%	732	60.70%	1,206
0050523					
Poll Place	15	51.72%	14	48.28%	29
Vote by Mail	242	58.03%	175	41.97%	417
Mail Ballot	0		0		0
Total	257	57.62%	189	42.38%	446

Precinct	Registered Voters
0050524	
Poll Place	1,571
Vote by Mail	1,571
Mail Ballot	1,571
Total	1,571
0050532	
Poll Place	1,302
Vote by Mail	1,302
Mail Ballot	1,302
Total	1,302
0050536	
Poll Place	489
Vote by Mail	489
Mail Ballot	489
Total	489
0050538	
Poll Place	702
Vote by Mail	702
Mail Ballot	702
Total	702
0050541	
Poll Place	1,081
Vote by Mail	1,081
Mail Ballot	1,081
Total	1,081
0050543	
Poll Place	352
Vote by Mail	352
Mail Ballot	352
Total	352

Precinct	Yes		No		Total Votes
0050524					
Poll Place	68	69.39%	30	30.61%	98
Vote by Mail	421	59.05%	292	40.95%	713
Mail Ballot	0		0		0
Total	489	60.30%	322	39.70%	811
0050532					
Poll Place	21	48.84%	22	51.16%	43
Vote by Mail	314	60.97%	201	39.03%	515
Mail Ballot	0		0		0
Total	335	60.04%	223	39.96%	558
0050536					
Poll Place	22	62.86%	13	37.14%	35
Vote by Mail	168	61.09%	107	38.91%	275
Mail Ballot	0		0		0
Total	190	61.29%	120	38.71%	310
0050538					
Poll Place	40	53.33%	35	46.67%	75
Vote by Mail	203	53.99%	173	46.01%	376
Mail Ballot	0		0		0
Total	243	53.88%	208	46.12%	451
0050541					
Poll Place	22	57.89%	16	42.11%	38
Vote by Mail	302	59.10%	209	40.90%	511
Mail Ballot	0		0		0
Total	324	59.02%	225	40.98%	549
0050543					
Poll Place	14	63.64%	8	36.36%	22
Vote by Mail	112	62.92%	66	37.08%	178
Mail Ballot	0		0		0
Total	126	63.00%	74	37.00%	200

Precinct	Registered Voters
0050545	
Poll Place	1,364
Vote by Mail	1,364
Mail Ballot	1,364
Total	1,364
0050548	
Poll Place	1,202
Vote by Mail	1,202
Mail Ballot	1,202
Total	1,202
0050552	
Poll Place	911
Vote by Mail	911
Mail Ballot	911
Total	911
0050560	
Poll Place	900
Vote by Mail	900
Mail Ballot	900
Total	900
0050576	
Poll Place	1,621
Vote by Mail	1,621
Mail Ballot	1,621
Total	1,621
0050590	
Poll Place	521
Vote by Mail	521
Mail Ballot	521
Total	521

Precinct	Yes		No		Total Votes
0050545					
Poll Place	58	65.17%	31	34.83%	89
Vote by Mail	408	53.90%	349	46.10%	757
Mail Ballot	0		0		0
Total	466	55.08%	380	44.92%	846
0050548					
Poll Place	40	48.78%	42	51.22%	82
Vote by Mail	288	52.75%	258	47.25%	546
Mail Ballot	0		0		0
Total	328	52.23%	300	47.77%	628
0050552					
Poll Place	33	46.48%	38	53.52%	71
Vote by Mail	243	54.12%	206	45.88%	449
Mail Ballot	0		0		0
Total	276	53.08%	244	46.92%	520
0050560					
Poll Place	31	62.00%	19	38.00%	50
Vote by Mail	213	61.92%	131	38.08%	344
Mail Ballot	0		0		0
Total	244	61.93%	150	38.07%	394
0050576					
Poll Place	54	56.25%	42	43.75%	96
Vote by Mail	483	53.25%	424	46.75%	907
Mail Ballot	0		0		0
Total	537	53.54%	466	46.46%	1,003
0050590					
Poll Place	18	51.43%	17	48.57%	35
Vote by Mail	132	64.08%	74	35.92%	206
Mail Ballot	0		0		0
Total	150	62.24%	91	37.76%	241

Precinct	Registered Voters
0050731	
Poll Place	1,136
Vote by Mail	1,136
Mail Ballot	1,136
Total	1,136
0050741	
Poll Place	1,124
Vote by Mail	1,124
Mail Ballot	1,124
Total	1,124
0050742	
Poll Place	1,083
Vote by Mail	1,083
Mail Ballot	1,083
Total	1,083
0050750	
Poll Place	785
Vote by Mail	785
Mail Ballot	785
Total	785
0050751	
Poll Place	422
Vote by Mail	422
Mail Ballot	422
Total	422
0050752	
Poll Place	1,382
Vote by Mail	1,382
Mail Ballot	1,382
Total	1,382

Precinct	Yes		No		Total Votes
0050731					
Poll Place	38	60.32%	25	39.68%	63
Vote by Mail	302	56.87%	229	43.13%	531
Mail Ballot	0		0		0
Total	340	57.24%	254	42.76%	594
0050741					
Poll Place	23	41.07%	33	58.93%	56
Vote by Mail	304	51.88%	282	48.12%	586
Mail Ballot	0		0		0
Total	327	50.93%	315	49.07%	642
0050742					
Poll Place	42	45.65%	50	54.35%	92
Vote by Mail	294	57.87%	214	42.13%	508
Mail Ballot	0		0		0
Total	336	56.00%	264	44.00%	600
0050750					
Poll Place	36	46.15%	42	53.85%	78
Vote by Mail	216	52.55%	195	47.45%	411
Mail Ballot	0		0		0
Total	252	51.53%	237	48.47%	489
0050751					
Poll Place	24	54.55%	20	45.45%	44
Vote by Mail	98	47.80%	107	52.20%	205
Mail Ballot	0		0		0
Total	122	49.00%	127	51.00%	249
0050752					
Poll Place	71	36.60%	123	63.40%	194
Vote by Mail	371	48.75%	390	51.25%	761
Mail Ballot	0		0		0
Total	442	46.28%	513	53.72%	955

Precinct	Registered Voters
0050765	
Poll Place	1,244
Vote by Mail	1,244
Mail Ballot	1,244
Total	1,244
0051180	
Poll Place	982
Vote by Mail	982
Mail Ballot	982
Total	982
0051227	
Poll Place	662
Vote by Mail	662
Mail Ballot	662
Total	662
0051228	
Poll Place	687
Vote by Mail	687
Mail Ballot	687
Total	687
0051310	
Poll Place	476
Vote by Mail	476
Mail Ballot	476
Total	476
0051313	
Poll Place	277
Vote by Mail	277
Mail Ballot	277
Total	277

Precinct	Yes		No		Total Votes
0050765					
Poll Place	42	46.15%	49	53.85%	91
Vote by Mail	360	48.52%	382	51.48%	742
Mail Ballot	0		0		0
Total	402	48.26%	431	51.74%	833
0051180					
Poll Place	49	62.82%	29	37.18%	78
Vote by Mail	210	58.66%	148	41.34%	358
Mail Ballot	0		0		0
Total	259	59.40%	177	40.60%	436
0051227					
Poll Place	34	42.50%	46	57.50%	80
Vote by Mail	158	37.80%	260	62.20%	418
Mail Ballot	0		0		0
Total	192	38.55%	306	61.45%	498
0051228					
Poll Place	29	40.28%	43	59.72%	72
Vote by Mail	172	46.99%	194	53.01%	366
Mail Ballot	0		0		0
Total	201	45.89%	237	54.11%	438
0051310					
Poll Place	30	69.77%	13	30.23%	43
Vote by Mail	101	55.80%	80	44.20%	181
Mail Ballot	0		0		0
Total	131	58.48%	93	41.52%	224
0051313					
Poll Place	11	73.33%	4	26.67%	15
Vote by Mail	60	60.61%	39	39.39%	99
Mail Ballot	0		0		0
Total	71	62.28%	43	37.72%	114

Precinct	Registered Voters
0051331	
Poll Place	1,171
Vote by Mail	1,171
Mail Ballot	1,171
Total	1,171
0051332	
Poll Place	1,189
Vote by Mail	1,189
Mail Ballot	1,189
Total	1,189
0051690	
Poll Place	748
Vote by Mail	748
Mail Ballot	748
Total	748
0051727	
Poll Place	592
Vote by Mail	592
Mail Ballot	592
Total	592
0051728	
Poll Place	559
Vote by Mail	559
Mail Ballot	559
Total	559
0052033	
Poll Place	475
Vote by Mail	475
Mail Ballot	475
Total	475

Precinct	Yes		No		Total Votes
0051331					
Poll Place	64	63.37%	37	36.63%	101
Vote by Mail	316	49.76%	319	50.24%	635
Mail Ballot	0		0		0
Total	380	51.63%	356	48.37%	736
0051332					
Poll Place	28	41.79%	39	58.21%	67
Vote by Mail	367	55.19%	298	44.81%	665
Mail Ballot	0		0		0
Total	395	53.96%	337	46.04%	732
0051690					
Poll Place	20	46.51%	23	53.49%	43
Vote by Mail	144	54.75%	119	45.25%	263
Mail Ballot	0		0		0
Total	164	53.59%	142	46.41%	306
0051727					
Poll Place	31	37.35%	52	62.65%	83
Vote by Mail	153	45.00%	187	55.00%	340
Mail Ballot	0		0		0
Total	184	43.50%	239	56.50%	423
0051728					
Poll Place	34	48.57%	36	51.43%	70
Vote by Mail	132	43.71%	170	56.29%	302
Mail Ballot	0		0		0
Total	166	44.62%	206	55.38%	372
0052033					
Poll Place	23	74.19%	8	25.81%	31
Vote by Mail	87	62.59%	52	37.41%	139
Mail Ballot	0		0		0
Total	110	64.71%	60	35.29%	170

Precinct	Registered Voters
0052034	
Poll Place	797
Vote by Mail	797
Mail Ballot	797
Total	797
0052070	
Poll Place	978
Vote by Mail	978
Mail Ballot	978
Total	978
0052080	
Poll Place	1,001
Vote by Mail	1,001
Mail Ballot	1,001
Total	1,001
0052110	
Poll Place	895
Vote by Mail	895
Mail Ballot	895
Total	895
0052180	
Poll Place	753
Vote by Mail	753
Mail Ballot	753
Total	753
0052182	
Poll Place	641
Vote by Mail	641
Mail Ballot	641
Total	641

Precinct	Yes		No		Total Votes
0052034					
Poll Place	40	57.97%	29	42.03%	69
Vote by Mail	197	59.16%	136	40.84%	333
Mail Ballot	0		0		0
Total	237	58.96%	165	41.04%	402
0052070					
Poll Place	45	52.94%	40	47.06%	85
Vote by Mail	237	60.46%	155	39.54%	392
Mail Ballot	0		0		0
Total	282	59.12%	195	40.88%	477
0052080					
Poll Place	38	66.67%	19	33.33%	57
Vote by Mail	235	62.01%	144	37.99%	379
Mail Ballot	0		0		0
Total	273	62.61%	163	37.39%	436
0052110					
Poll Place	30	50.00%	30	50.00%	60
Vote by Mail	191	59.32%	131	40.68%	322
Mail Ballot	0		0		0
Total	221	57.85%	161	42.15%	382
0052180					
Poll Place	42	59.15%	29	40.85%	71
Vote by Mail	216	61.19%	137	38.81%	353
Mail Ballot	0		0		0
Total	258	60.85%	166	39.15%	424
0052182					
Poll Place	19	63.33%	11	36.67%	30
Vote by Mail	172	55.48%	138	44.52%	310
Mail Ballot	0		0		0
Total	191	56.18%	149	43.82%	340

Precinct	Registered Voters
0052183	
Poll Place	929
Vote by Mail	929
Mail Ballot	929
Total	929
0052184	
Poll Place	890
Vote by Mail	890
Mail Ballot	890
Total	890
0052185	
Poll Place	410
Vote by Mail	410
Mail Ballot	410
Total	410
0052400	
Poll Place	1,170
Vote by Mail	1,170
Mail Ballot	1,170
Total	1,170
0052490	
Poll Place	1,059
Vote by Mail	1,059
Mail Ballot	1,059
Total	1,059
7010010	
Poll Place	2
Vote by Mail	2
Mail Ballot	2
Total	2

Precinct	Yes		No		Total Votes
0052183					
Poll Place	43	50.59%	42	49.41%	85
Vote by Mail	221	54.70%	183	45.30%	404
Mail Ballot	0		0		0
Total	264	53.99%	225	46.01%	489
0052184					
Poll Place	29	44.62%	36	55.38%	65
Vote by Mail	266	61.86%	164	38.14%	430
Mail Ballot	0		0		0
Total	295	59.60%	200	40.40%	495
0052185					
Poll Place	26	46.43%	30	53.57%	56
Vote by Mail	91	55.15%	74	44.85%	165
Mail Ballot	0		0		0
Total	117	52.94%	104	47.06%	221
0052400					
Poll Place	24	54.55%	20	45.45%	44
Vote by Mail	271	57.42%	201	42.58%	472
Mail Ballot	0		0		0
Total	295	57.17%	221	42.83%	516
0052490					
Poll Place	38	50.67%	37	49.33%	75
Vote by Mail	274	57.56%	202	42.44%	476
Mail Ballot	0		0		0
Total	312	56.62%	239	43.38%	551
7010010					
Poll Place	0		0		0
Vote by Mail	0		0		0
Mail Ballot	1	50.00%	1	50.00%	2
Total	1	50.00%	1	50.00%	2

Precinct	Registered Voters
7010015	
Poll Place	3
Vote by Mail	3
Mail Ballot	3
Total	3
7010050	
Poll Place	13
Vote by Mail	13
Mail Ballot	13
Total	13
7010080	
Poll Place	250
Vote by Mail	250
Mail Ballot	250
Total	250
7010084	
Poll Place	119
Vote by Mail	119
Mail Ballot	119
Total	119
7010085	
Poll Place	367
Vote by Mail	367
Mail Ballot	367
Total	367
7010090	
Poll Place	205
Vote by Mail	205
Mail Ballot	205
Total	205

Precinct	Yes		No		Total Votes
7010015					
Poll Place	0		0		0
Vote by Mail	0		0		0
Mail Ballot	1	50.00%	1	50.00%	2
Total	1	50.00%	1	50.00%	2
7010050					
Poll Place	0		0		0
Vote by Mail	0		0		0
Mail Ballot	4	66.67%	2	33.33%	6
Total	4	66.67%	2	33.33%	6
7010080					
Poll Place	0		0		0
Vote by Mail	0		0		0
Mail Ballot	59	27.57%	155	72.43%	214
Total	59	27.57%	155	72.43%	214
7010084					
Poll Place	0		0		0
Vote by Mail	0		0		0
Mail Ballot	25	36.76%	43	63.24%	68
Total	25	36.76%	43	63.24%	68
7010085					
Poll Place	0		0		0
Vote by Mail	0		0		0
Mail Ballot	81	25.80%	233	74.20%	314
Total	81	25.80%	233	74.20%	314
7010090					
Poll Place	0		0		0
Vote by Mail	0		0		0
Mail Ballot	56	39.72%	85	60.28%	141
Total	56	39.72%	85	60.28%	141

Precinct	Registered Voters
7010225	
Poll Place	3
Vote by Mail	3
Mail Ballot	3
Total	3
7010226	
Poll Place	80
Vote by Mail	80
Mail Ballot	80
Total	80
7010229	
Poll Place	96
Vote by Mail	96
Mail Ballot	96
Total	96
7011135	
Poll Place	65
Vote by Mail	65
Mail Ballot	65
Total	65
7011153	
Poll Place	371
Vote by Mail	371
Mail Ballot	371
Total	371
7011171	
Poll Place	151
Vote by Mail	151
Mail Ballot	151
Total	151

Precinct	Yes		No		Total Votes
7010225					
Poll Place	0		0		0
Vote by Mail	0		0		0
Mail Ballot	1	33.33%	2	66.67%	3
Total	1	33.33%	2	66.67%	3
7010226					
Poll Place	0		0		0
Vote by Mail	0		0		0
Mail Ballot	23	35.94%	41	64.06%	64
Total	23	35.94%	41	64.06%	64
7010229					
Poll Place	0		0		0
Vote by Mail	0		0		0
Mail Ballot	30	51.72%	28	48.28%	58
Total	30	51.72%	28	48.28%	58
7011135					
Poll Place	0		0		0
Vote by Mail	0		0		0
Mail Ballot	17	40.48%	25	59.52%	42
Total	17	40.48%	25	59.52%	42
7011153					
Poll Place	0		0		0
Vote by Mail	0		0		0
Mail Ballot	102	44.16%	129	55.84%	231
Total	102	44.16%	129	55.84%	231
7011171					
Poll Place	0		0		0
Vote by Mail	0		0		0
Mail Ballot	45	48.91%	47	51.09%	92
Total	45	48.91%	47	51.09%	92

Precinct	Registered Voters
7011200	
Poll Place	0
Vote by Mail	0
Mail Ballot	0
Total	0
7011202	
Poll Place	244
Vote by Mail	244
Mail Ballot	244
Total	244
7011208	
Poll Place	11
Vote by Mail	11
Mail Ballot	11
Total	11
7011209	
Poll Place	191
Vote by Mail	191
Mail Ballot	191
Total	191
7011290	
Poll Place	224
Vote by Mail	224
Mail Ballot	224
Total	224
7011382	
Poll Place	14
Vote by Mail	14
Mail Ballot	14
Total	14

Precinct	Yes		No		Total Votes
7011200					
Poll Place	0		0		0
Vote by Mail	0		0		0
Mail Ballot	0		0		0
Total	0		0		0
7011202					
Poll Place	0		0		0
Vote by Mail	0		0		0
Mail Ballot	40	23.53%	130	76.47%	170
Total	40	23.53%	130	76.47%	170
7011208					
Poll Place	0		0		0
Vote by Mail	0		0		0
Mail Ballot	2	33.33%	4	66.67%	6
Total	2	33.33%	4	66.67%	6
7011209					
Poll Place	0		0		0
Vote by Mail	0		0		0
Mail Ballot	47	52.22%	43	47.78%	90
Total	47	52.22%	43	47.78%	90
7011290					
Poll Place	0		0		0
Vote by Mail	0		0		0
Mail Ballot	52	31.90%	111	68.10%	163
Total	52	31.90%	111	68.10%	163
7011382					
Poll Place	0		0		0
Vote by Mail	0		0		0
Mail Ballot	1	12.50%	7	87.50%	8
Total	1	12.50%	7	87.50%	8

Precinct	Registered Voters
7011391	
Poll Place	26
Vote by Mail	26
Mail Ballot	26
Total	26
7011538	
Poll Place	176
Vote by Mail	176
Mail Ballot	176
Total	176
7011541	
Poll Place	1
Vote by Mail	1
Mail Ballot	1
Total	1
7011542	
Poll Place	5
Vote by Mail	5
Mail Ballot	5
Total	5
7011627	
Poll Place	0
Vote by Mail	0
Mail Ballot	0
Total	0
7011632	
Poll Place	92
Vote by Mail	92
Mail Ballot	92
Total	92

Precinct	Yes		No		Total Votes
7011391					
Poll Place	0		0		0
Vote by Mail	0		0		0
Mail Ballot	10	45.45%	12	54.55%	22
Total	10	45.45%	12	54.55%	22
7011538					
Poll Place	0		0		0
Vote by Mail	0		0		0
Mail Ballot	29	19.46%	120	80.54%	149
Total	29	19.46%	120	80.54%	149
7011541					
Poll Place	0		0		0
Vote by Mail	0		0		0
Mail Ballot	0	0.00%	1	100.00%	1
Total	0	0.00%	1	100.00%	1
7011542					
Poll Place	0		0		0
Vote by Mail	0		0		0
Mail Ballot	1	100.00%	0	0.00%	1
Total	1	100.00%	0	0.00%	1
7011627					
Poll Place	0		0		0
Vote by Mail	0		0		0
Mail Ballot	0		0		0
Total	0		0		0
7011632					
Poll Place	0		0		0
Vote by Mail	0		0		0
Mail Ballot	28	46.67%	32	53.33%	60
Total	28	46.67%	32	53.33%	60

Precinct	Registered Voters
7011683	
Poll Place	35
Vote by Mail	35
Mail Ballot	35
Total	35
7011703	
Poll Place	96
Vote by Mail	96
Mail Ballot	96
Total	96
7011719	
Poll Place	250
Vote by Mail	250
Mail Ballot	250
Total	250
7011759	
Poll Place	0
Vote by Mail	0
Mail Ballot	0
Total	0
7011760	
Poll Place	0
Vote by Mail	0
Mail Ballot	0
Total	0
7011773	
Poll Place	267
Vote by Mail	267
Mail Ballot	267
Total	267

Precinct	Yes		No		Total Votes
7011683					
Poll Place	0		0		0
Vote by Mail	0		0		0
Mail Ballot	5	19.23%	21	80.77%	26
Total	5	19.23%	21	80.77%	26
7011703					
Poll Place	0		0		0
Vote by Mail	0		0		0
Mail Ballot	21	25.00%	63	75.00%	84
Total	21	25.00%	63	75.00%	84
7011719					
Poll Place	0		0		0
Vote by Mail	0		0		0
Mail Ballot	79	42.25%	108	57.75%	187
Total	79	42.25%	108	57.75%	187
7011759					
Poll Place	0		0		0
Vote by Mail	0		0		0
Mail Ballot	0		0		0
Total	0		0		0
7011760					
Poll Place	0		0		0
Vote by Mail	0		0		0
Mail Ballot	0		0		0
Total	0		0		0
7011773					
Poll Place	0		0		0
Vote by Mail	0		0		0
Mail Ballot	46	19.74%	187	80.26%	233
Total	46	19.74%	187	80.26%	233

Precinct	Registered Voters
7011820	
Poll Place	90
Vote by Mail	90
Mail Ballot	90
Total	90
7011835	
Poll Place	0
Vote by Mail	0
Mail Ballot	0
Total	0
7011840	
Poll Place	21
Vote by Mail	21
Mail Ballot	21
Total	21
7011870	
Poll Place	11
Vote by Mail	11
Mail Ballot	11
Total	11
7011880	
Poll Place	0
Vote by Mail	0
Mail Ballot	0
Total	0
7011900	
Poll Place	133
Vote by Mail	133
Mail Ballot	133
Total	133

Precinct	Yes		No		Total Votes
7011820					
Poll Place	0		0		0
Vote by Mail	0		0		0
Mail Ballot	15	19.74%	61	80.26%	76
Total	15	19.74%	61	80.26%	76
7011835					
Poll Place	0		0		0
Vote by Mail	0		0		0
Mail Ballot	0		0		0
Total	0		0		0
7011840					
Poll Place	0		0		0
Vote by Mail	0		0		0
Mail Ballot	2	11.76%	15	88.24%	17
Total	2	11.76%	15	88.24%	17
7011870					
Poll Place	0		0		0
Vote by Mail	0		0		0
Mail Ballot	2	22.22%	7	77.78%	9
Total	2	22.22%	7	77.78%	9
7011880					
Poll Place	0		0		0
Vote by Mail	0		0		0
Mail Ballot	0		0		0
Total	0		0		0
7011900					
Poll Place	0		0		0
Vote by Mail	0		0		0
Mail Ballot	21	18.58%	92	81.42%	113
Total	21	18.58%	92	81.42%	113

Precinct	Registered Voters
7011915	
Poll Place	46
Vote by Mail	46
Mail Ballot	46
Total	46
7011922	
Poll Place	208
Vote by Mail	208
Mail Ballot	208
Total	208
7011983	
Poll Place	35
Vote by Mail	35
Mail Ballot	35
Total	35
7011999	
Poll Place	141
Vote by Mail	141
Mail Ballot	141
Total	141
7012010	
Poll Place	54
Vote by Mail	54
Mail Ballot	54
Total	54
7012013	
Poll Place	0
Vote by Mail	0
Mail Ballot	0
Total	0

Precinct	Yes		No		Total Votes
7011915					
Poll Place	0		0		0
Vote by Mail	0		0		0
Mail Ballot	8	23.53%	26	76.47%	34
Total	8	23.53%	26	76.47%	34
7011922					
Poll Place	0		0		0
Vote by Mail	0		0		0
Mail Ballot	45	28.85%	111	71.15%	156
Total	45	28.85%	111	71.15%	156
7011983					
Poll Place	0		0		0
Vote by Mail	0		0		0
Mail Ballot	9	34.62%	17	65.38%	26
Total	9	34.62%	17	65.38%	26
7011999					
Poll Place	0		0		0
Vote by Mail	0		0		0
Mail Ballot	27	22.13%	95	77.87%	122
Total	27	22.13%	95	77.87%	122
7012010					
Poll Place	0		0		0
Vote by Mail	0		0		0
Mail Ballot	10	22.73%	34	77.27%	44
Total	10	22.73%	34	77.27%	44
7012013					
Poll Place	0		0		0
Vote by Mail	0		0		0
Mail Ballot	0		0		0
Total	0		0		0

Precinct	Registered Voters
7012056	
Poll Place	45
Vote by Mail	45
Mail Ballot	45
Total	45
7012160	
Poll Place	261
Vote by Mail	261
Mail Ballot	261
Total	261
7012162	
Poll Place	0
Vote by Mail	0
Mail Ballot	0
Total	0
7012164	
Poll Place	129
Vote by Mail	129
Mail Ballot	129
Total	129
7012277	
Poll Place	243
Vote by Mail	243
Mail Ballot	243
Total	243
7012397	
Poll Place	85
Vote by Mail	85
Mail Ballot	85
Total	85

Precinct	Yes		No		Total Votes
7012056					
Poll Place	0		0		0
Vote by Mail	0		0		0
Mail Ballot	5	14.71%	29	85.29%	34
Total	5	14.71%	29	85.29%	34
7012160					
Poll Place	0		0		0
Vote by Mail	0		0		0
Mail Ballot	87	43.07%	115	56.93%	202
Total	87	43.07%	115	56.93%	202
7012162					
Poll Place	0		0		0
Vote by Mail	0		0		0
Mail Ballot	0		0		0
Total	0		0		0
7012164					
Poll Place	0		0		0
Vote by Mail	0		0		0
Mail Ballot	36	34.95%	67	65.05%	103
Total	36	34.95%	67	65.05%	103
7012277					
Poll Place	0		0		0
Vote by Mail	0		0		0
Mail Ballot	51	26.98%	138	73.02%	189
Total	51	26.98%	138	73.02%	189
7012397					
Poll Place	0		0		0
Vote by Mail	0		0		0
Mail Ballot	18	40.00%	27	60.00%	45
Total	18	40.00%	27	60.00%	45

Precinct	Registered Voters
7012413	
Poll Place	274
Vote by Mail	274
Mail Ballot	274
Total	274
7012712	
Poll Place	50
Vote by Mail	50
Mail Ballot	50
Total	50
7012757	
Poll Place	114
Vote by Mail	114
Mail Ballot	114
Total	114
7012856	
Poll Place	125
Vote by Mail	125
Mail Ballot	125
Total	125
7012912	
Poll Place	20
Vote by Mail	20
Mail Ballot	20
Total	20
7012937	
Poll Place	101
Vote by Mail	101
Mail Ballot	101
Total	101

Precinct	Yes		No		Total Votes
7012413					
Poll Place	0		0		0
Vote by Mail	0		0		0
Mail Ballot	78	51.32%	74	48.68%	152
Total	78	51.32%	74	48.68%	152
7012712					
Poll Place	0		0		0
Vote by Mail	0		0		0
Mail Ballot	6	13.64%	38	86.36%	44
Total	6	13.64%	38	86.36%	44
7012757					
Poll Place	0		0		0
Vote by Mail	0		0		0
Mail Ballot	22	29.73%	52	70.27%	74
Total	22	29.73%	52	70.27%	74
7012856					
Poll Place	0		0		0
Vote by Mail	0		0		0
Mail Ballot	34	34.69%	64	65.31%	98
Total	34	34.69%	64	65.31%	98
7012912					
Poll Place	0		0		0
Vote by Mail	0		0		0
Mail Ballot	3	25.00%	9	75.00%	12
Total	3	25.00%	9	75.00%	12
7012937					
Poll Place	0		0		0
Vote by Mail	0		0		0
Mail Ballot	37	69.81%	16	30.19%	53
Total	37	69.81%	16	30.19%	53

Precinct	Registered Voters
7012992	
Poll Place	39
Vote by Mail	39
Mail Ballot	39
Total	39
7013047	
Poll Place	207
Vote by Mail	207
Mail Ballot	207
Total	207
7013068	
Poll Place	7
Vote by Mail	7
Mail Ballot	7
Total	7
7013095	
Poll Place	238
Vote by Mail	238
Mail Ballot	238
Total	238
7013102	
Poll Place	27
Vote by Mail	27
Mail Ballot	27
Total	27
7013104	
Poll Place	2
Vote by Mail	2
Mail Ballot	2
Total	2

Precinct	Yes		No		Total Votes
7012992					
Poll Place	0		0		0
Vote by Mail	0		0		0
Mail Ballot	9	27.27%	24	72.73%	33
Total	9	27.27%	24	72.73%	33
7013047					
Poll Place	0		0		0
Vote by Mail	0		0		0
Mail Ballot	51	31.88%	109	68.13%	160
Total	51	31.88%	109	68.13%	160
7013068					
Poll Place	0		0		0
Vote by Mail	0		0		0
Mail Ballot	0	0.00%	6	100.00%	6
Total	0	0.00%	6	100.00%	6
7013095					
Poll Place	0		0		0
Vote by Mail	0		0		0
Mail Ballot	52	44.44%	65	55.56%	117
Total	52	44.44%	65	55.56%	117
7013102					
Poll Place	0		0		0
Vote by Mail	0		0		0
Mail Ballot	4	16.67%	20	83.33%	24
Total	4	16.67%	20	83.33%	24
7013104					
Poll Place	0		0		0
Vote by Mail	0		0		0
Mail Ballot	2	100.00%	0	0.00%	2
Total	2	100.00%	0	0.00%	2

Precinct	Registered Voters
7013105	
Poll Place	36
Vote by Mail	36
Mail Ballot	36
Total	36
7013106	
Poll Place	223
Vote by Mail	223
Mail Ballot	223
Total	223
7013112	
Poll Place	13
Vote by Mail	13
Mail Ballot	13
Total	13
7013114	
Poll Place	1,016
Vote by Mail	1,016
Mail Ballot	1,016
Total	1,016
7013115	
Poll Place	6
Vote by Mail	6
Mail Ballot	6
Total	6
7013134	
Poll Place	0
Vote by Mail	0
Mail Ballot	0
Total	0

Precinct	Yes		No		Total Votes
7013105					
Poll Place	0		0		0
Vote by Mail	0		0		0
Mail Ballot	9	45.00%	11	55.00%	20
Total	9	45.00%	11	55.00%	20
7013106					
Poll Place	0		0		0
Vote by Mail	0		0		0
Mail Ballot	74	44.58%	92	55.42%	166
Total	74	44.58%	92	55.42%	166
7013112					
Poll Place	0		0		0
Vote by Mail	0		0		0
Mail Ballot	1	12.50%	7	87.50%	8
Total	1	12.50%	7	87.50%	8
7013114					
Poll Place	0		0		0
Vote by Mail	0		0		0
Mail Ballot	332	40.89%	480	59.11%	812
Total	332	40.89%	480	59.11%	812
7013115					
Poll Place	0		0		0
Vote by Mail	0		0		0
Mail Ballot	1	25.00%	3	75.00%	4
Total	1	25.00%	3	75.00%	4
7013134					
Poll Place	0		0		0
Vote by Mail	0		0		0
Mail Ballot	0		0		0
Total	0		0		0

Precinct	Registered Voters
7013182	
Poll Place	66
Vote by Mail	66
Mail Ballot	66
Total	66
7013369	
Poll Place	163
Vote by Mail	163
Mail Ballot	163
Total	163
7013507	
Poll Place	0
Vote by Mail	0
Mail Ballot	0
Total	0
7013569	
Poll Place	0
Vote by Mail	0
Mail Ballot	0
Total	0
7015125	
Poll Place	9
Vote by Mail	9
Mail Ballot	9
Total	9
7015128	
Poll Place	341
Vote by Mail	341
Mail Ballot	341
Total	341

Precinct	Yes		No		Total Votes
7013182					
Poll Place	0		0		0
Vote by Mail	0		0		0
Mail Ballot	12	22.22%	42	77.78%	54
Total	12	22.22%	42	77.78%	54
7013369					
Poll Place	0		0		0
Vote by Mail	0		0		0
Mail Ballot	45	41.28%	64	58.72%	109
Total	45	41.28%	64	58.72%	109
7013507					
Poll Place	0		0		0
Vote by Mail	0		0		0
Mail Ballot	0		0		0
Total	0		0		0
7013569					
Poll Place	0		0		0
Vote by Mail	0		0		0
Mail Ballot	0		0		0
Total	0		0		0
7015125					
Poll Place	0		0		0
Vote by Mail	0		0		0
Mail Ballot	1	14.29%	6	85.71%	7
Total	1	14.29%	6	85.71%	7
7015128					
Poll Place	0		0		0
Vote by Mail	0		0		0
Mail Ballot	101	35.19%	186	64.81%	287
Total	101	35.19%	186	64.81%	287

Precinct	Registered Voters
7015131	
Poll Place	176
Vote by Mail	176
Mail Ballot	176
Total	176
7015134	
Poll Place	0
Vote by Mail	0
Mail Ballot	0
Total	0
7020012	
Poll Place	212
Vote by Mail	212
Mail Ballot	212
Total	212
7020014	
Poll Place	97
Vote by Mail	97
Mail Ballot	97
Total	97
7020034	
Poll Place	46
Vote by Mail	46
Mail Ballot	46
Total	46
7020036	
Poll Place	274
Vote by Mail	274
Mail Ballot	274
Total	274

Precinct	Yes		No		Total Votes
7015131					
Poll Place	0		0		0
Vote by Mail	0		0		0
Mail Ballot	57	49.14%	59	50.86%	116
Total	57	49.14%	59	50.86%	116
7015134					
Poll Place	0		0		0
Vote by Mail	0		0		0
Mail Ballot	0		0		0
Total	0		0		0
7020012					
Poll Place	0		0		0
Vote by Mail	0		0		0
Mail Ballot	51	29.31%	123	70.69%	174
Total	51	29.31%	123	70.69%	174
7020014					
Poll Place	0		0		0
Vote by Mail	0		0		0
Mail Ballot	16	20.00%	64	80.00%	80
Total	16	20.00%	64	80.00%	80
7020034					
Poll Place	0		0		0
Vote by Mail	0		0		0
Mail Ballot	16	50.00%	16	50.00%	32
Total	16	50.00%	16	50.00%	32
7020036					
Poll Place	0		0		0
Vote by Mail	0		0		0
Mail Ballot	88	58.28%	63	41.72%	151
Total	88	58.28%	63	41.72%	151

Precinct	Registered Voters
7020110	
Poll Place	248
Vote by Mail	248
Mail Ballot	248
Total	248
7020143	
Poll Place	1
Vote by Mail	1
Mail Ballot	1
Total	1
7020175	
Poll Place	59
Vote by Mail	59
Mail Ballot	59
Total	59
7020176	
Poll Place	0
Vote by Mail	0
Mail Ballot	0
Total	0
7020250	
Poll Place	287
Vote by Mail	287
Mail Ballot	287
Total	287
7020264	
Poll Place	1
Vote by Mail	1
Mail Ballot	1
Total	1

Precinct	Yes		No		Total Votes
7020110					
Poll Place	0		0		0
Vote by Mail	0		0		0
Mail Ballot	55	26.83%	150	73.17%	205
Total	55	26.83%	150	73.17%	205
7020143					
Poll Place	0		0		0
Vote by Mail	0		0		0
Mail Ballot	0		0		0
Total	0		0		0
7020175					
Poll Place	0		0		0
Vote by Mail	0		0		0
Mail Ballot	16	34.04%	31	65.96%	47
Total	16	34.04%	31	65.96%	47
7020176					
Poll Place	0		0		0
Vote by Mail	0		0		0
Mail Ballot	0		0		0
Total	0		0		0
7020250					
Poll Place	0		0		0
Vote by Mail	0		0		0
Mail Ballot	72	36.55%	125	63.45%	197
Total	72	36.55%	125	63.45%	197
7020264					
Poll Place	0		0		0
Vote by Mail	0		0		0
Mail Ballot	0	0.00%	1	100.00%	1
Total	0	0.00%	1	100.00%	1

Precinct	Registered Voters
7020266	
Poll Place	320
Vote by Mail	320
Mail Ballot	320
Total	320
7020267	
Poll Place	9
Vote by Mail	9
Mail Ballot	9
Total	9
7020281	
Poll Place	22
Vote by Mail	22
Mail Ballot	22
Total	22
7021136	
Poll Place	0
Vote by Mail	0
Mail Ballot	0
Total	0
7021138	
Poll Place	38
Vote by Mail	38
Mail Ballot	38
Total	38
7021139	
Poll Place	111
Vote by Mail	111
Mail Ballot	111
Total	111

Precinct	Yes		No		Total Votes
7020266					
Poll Place	0		0		0
Vote by Mail	0		0		0
Mail Ballot	95	53.07%	84	46.93%	179
Total	95	53.07%	84	46.93%	179
7020267					
Poll Place	0		0		0
Vote by Mail	0		0		0
Mail Ballot	1	20.00%	4	80.00%	5
Total	1	20.00%	4	80.00%	5
7020281					
Poll Place	0		0		0
Vote by Mail	0		0		0
Mail Ballot	8	47.06%	9	52.94%	17
Total	8	47.06%	9	52.94%	17
7021136					
Poll Place	0		0		0
Vote by Mail	0		0		0
Mail Ballot	0		0		0
Total	0		0		0
7021138					
Poll Place	0		0		0
Vote by Mail	0		0		0
Mail Ballot	9	64.29%	5	35.71%	14
Total	9	64.29%	5	35.71%	14
7021139					
Poll Place	0		0		0
Vote by Mail	0		0		0
Mail Ballot	20	20.20%	79	79.80%	99
Total	20	20.20%	79	79.80%	99

Precinct	Registered Voters
7021222	
Poll Place	16
Vote by Mail	16
Mail Ballot	16
Total	16
7021230	
Poll Place	0
Vote by Mail	0
Mail Ballot	0
Total	0
7021231	
Poll Place	16
Vote by Mail	16
Mail Ballot	16
Total	16
7021235	
Poll Place	147
Vote by Mail	147
Mail Ballot	147
Total	147
7021257	
Poll Place	42
Vote by Mail	42
Mail Ballot	42
Total	42
7021261	
Poll Place	64
Vote by Mail	64
Mail Ballot	64
Total	64

Precinct	Yes		No		Total Votes
7021222					
Poll Place	0		0		0
Vote by Mail	0		0		0
Mail Ballot	6	60.00%	4	40.00%	10
Total	6	60.00%	4	40.00%	10
7021230					
Poll Place	0		0		0
Vote by Mail	0		0		0
Mail Ballot	0		0		0
Total	0		0		0
7021231					
Poll Place	0		0		0
Vote by Mail	0		0		0
Mail Ballot	4	26.67%	11	73.33%	15
Total	4	26.67%	11	73.33%	15
7021235					
Poll Place	0		0		0
Vote by Mail	0		0		0
Mail Ballot	40	40.00%	60	60.00%	100
Total	40	40.00%	60	60.00%	100
7021257					
Poll Place	0		0		0
Vote by Mail	0		0		0
Mail Ballot	6	28.57%	15	71.43%	21
Total	6	28.57%	15	71.43%	21
7021261					
Poll Place	0		0		0
Vote by Mail	0		0		0
Mail Ballot	20	43.48%	26	56.52%	46
Total	20	43.48%	26	56.52%	46

Precinct	Registered Voters
7021276	
Poll Place	0
Vote by Mail	0
Mail Ballot	0
Total	0
7021279	
Poll Place	50
Vote by Mail	50
Mail Ballot	50
Total	50
7021301	
Poll Place	136
Vote by Mail	136
Mail Ballot	136
Total	136
7021304	
Poll Place	114
Vote by Mail	114
Mail Ballot	114
Total	114
7021381	
Poll Place	0
Vote by Mail	0
Mail Ballot	0
Total	0
7021387	
Poll Place	127
Vote by Mail	127
Mail Ballot	127
Total	127

Precinct	Yes		No		Total Votes
7021276					
Poll Place	0		0		0
Vote by Mail	0		0		0
Mail Ballot	0		0		0
Total	0		0		0
7021279					
Poll Place	0		0		0
Vote by Mail	0		0		0
Mail Ballot	10	27.78%	26	72.22%	36
Total	10	27.78%	26	72.22%	36
7021301					
Poll Place	0		0		0
Vote by Mail	0		0		0
Mail Ballot	23	23.71%	74	76.29%	97
Total	23	23.71%	74	76.29%	97
7021304					
Poll Place	0		0		0
Vote by Mail	0		0		0
Mail Ballot	26	37.14%	44	62.86%	70
Total	26	37.14%	44	62.86%	70
7021381					
Poll Place	0		0		0
Vote by Mail	0		0		0
Mail Ballot	0		0		0
Total	0		0		0
7021387					
Poll Place	0		0		0
Vote by Mail	0		0		0
Mail Ballot	22	23.66%	71	76.34%	93
Total	22	23.66%	71	76.34%	93

Precinct	Registered Voters
7021477	
Poll Place	97
Vote by Mail	97
Mail Ballot	97
Total	97
7021493	
Poll Place	0
Vote by Mail	0
Mail Ballot	0
Total	0
7021494	
Poll Place	0
Vote by Mail	0
Mail Ballot	0
Total	0
7021501	
Poll Place	19
Vote by Mail	19
Mail Ballot	19
Total	19
7021514	
Poll Place	255
Vote by Mail	255
Mail Ballot	255
Total	255
7021527	
Poll Place	159
Vote by Mail	159
Mail Ballot	159
Total	159

Precinct	Yes		No		Total Votes
7021477					
Poll Place	0		0		0
Vote by Mail	0		0		0
Mail Ballot	19	26.39%	53	73.61%	72
Total	19	26.39%	53	73.61%	72
7021493					
Poll Place	0		0		0
Vote by Mail	0		0		0
Mail Ballot	0		0		0
Total	0		0		0
7021494					
Poll Place	0		0		0
Vote by Mail	0		0		0
Mail Ballot	0		0		0
Total	0		0		0
7021501					
Poll Place	0		0		0
Vote by Mail	0		0		0
Mail Ballot	5	33.33%	10	66.67%	15
Total	5	33.33%	10	66.67%	15
7021514					
Poll Place	0		0		0
Vote by Mail	0		0		0
Mail Ballot	59	30.26%	136	69.74%	195
Total	59	30.26%	136	69.74%	195
7021527					
Poll Place	0		0		0
Vote by Mail	0		0		0
Mail Ballot	28	27.45%	74	72.55%	102
Total	28	27.45%	74	72.55%	102

Precinct	Registered Voters
7021637	
Poll Place	8
Vote by Mail	8
Mail Ballot	8
Total	8
7021717	
Poll Place	8
Vote by Mail	8
Mail Ballot	8
Total	8
7021752	
Poll Place	65
Vote by Mail	65
Mail Ballot	65
Total	65
7021879	
Poll Place	0
Vote by Mail	0
Mail Ballot	0
Total	0
7021905	
Poll Place	2
Vote by Mail	2
Mail Ballot	2
Total	2
7021923	
Poll Place	123
Vote by Mail	123
Mail Ballot	123
Total	123

Precinct	Yes		No		Total Votes
7021637					
Poll Place	0		0		0
Vote by Mail	0		0		0
Mail Ballot	4	50.00%	4	50.00%	8
Total	4	50.00%	4	50.00%	8
7021717					
Poll Place	0		0		0
Vote by Mail	0		0		0
Mail Ballot	3	42.86%	4	57.14%	7
Total	3	42.86%	4	57.14%	7
7021752					
Poll Place	0		0		0
Vote by Mail	0		0		0
Mail Ballot	14	48.28%	15	51.72%	29
Total	14	48.28%	15	51.72%	29
7021879					
Poll Place	0		0		0
Vote by Mail	0		0		0
Mail Ballot	0		0		0
Total	0		0		0
7021905					
Poll Place	0		0		0
Vote by Mail	0		0		0
Mail Ballot	1	100.00%	0	0.00%	1
Total	1	100.00%	0	0.00%	1
7021923					
Poll Place	0		0		0
Vote by Mail	0		0		0
Mail Ballot	31	32.98%	63	67.02%	94
Total	31	32.98%	63	67.02%	94

Precinct	Registered Voters
7021924	
Poll Place	227
Vote by Mail	227
Mail Ballot	227
Total	227
7021925	
Poll Place	177
Vote by Mail	177
Mail Ballot	177
Total	177
7021927	
Poll Place	0
Vote by Mail	0
Mail Ballot	0
Total	0
7022001	
Poll Place	47
Vote by Mail	47
Mail Ballot	47
Total	47
7022205	
Poll Place	254
Vote by Mail	254
Mail Ballot	254
Total	254
7022007	
Poll Place	121
Vote by Mail	121
Mail Ballot	121
Total	121

Precinct	Yes		No		Total Votes
7021924					
Poll Place	0		0		0
Vote by Mail	0		0		0
Mail Ballot	45	26.01%	128	73.99%	173
Total	45	26.01%	128	73.99%	173
7021925					
Poll Place	0		0		0
Vote by Mail	0		0		0
Mail Ballot	58	41.43%	82	58.57%	140
Total	58	41.43%	82	58.57%	140
7021927					
Poll Place	0		0		0
Vote by Mail	0		0		0
Mail Ballot	0		0		0
Total	0		0		0
7022001					
Poll Place	0		0		0
Vote by Mail	0		0		0
Mail Ballot	12	63.16%	7	36.84%	19
Total	12	63.16%	7	36.84%	19
7022205					
Poll Place	0		0		0
Vote by Mail	0		0		0
Mail Ballot	71	33.33%	142	66.67%	213
Total	71	33.33%	142	66.67%	213
7022007					
Poll Place	0		0		0
Vote by Mail	0		0		0
Mail Ballot	39	50.65%	38	49.35%	77
Total	39	50.65%	38	49.35%	77

Precinct	Registered Voters
7022013	
Poll Place	119
Vote by Mail	119
Mail Ballot	119
Total	119
7022014	
Poll Place	355
Vote by Mail	355
Mail Ballot	355
Total	355
7022015	
Poll Place	500
Vote by Mail	500
Mail Ballot	500
Total	500
7022019	
Poll Place	273
Vote by Mail	273
Mail Ballot	273
Total	273
7022022	
Poll Place	9
Vote by Mail	9
Mail Ballot	9
Total	9
7022025	
Poll Place	0
Vote by Mail	0
Mail Ballot	0
Total	0

Precinct	Yes		No		Total Votes
7022013					
Poll Place	0		0		0
Vote by Mail	0		0		0
Mail Ballot	32	49.23%	33	50.77%	65
Total	32	49.23%	33	50.77%	65
7022014					
Poll Place	0		0		0
Vote by Mail	0		0		0
Mail Ballot	132	47.14%	148	52.86%	280
Total	132	47.14%	148	52.86%	280
7022015					
Poll Place	0		0		0
Vote by Mail	0		0		0
Mail Ballot	156	41.82%	217	58.18%	373
Total	156	41.82%	217	58.18%	373
7022019					
Poll Place	0		0		0
Vote by Mail	0		0		0
Mail Ballot	63	41.45%	89	58.55%	152
Total	63	41.45%	89	58.55%	152
7022022					
Poll Place	0		0		0
Vote by Mail	0		0		0
Mail Ballot	1	12.50%	7	87.50%	8
Total	1	12.50%	7	87.50%	8
7022025					
Poll Place	0		0		0
Vote by Mail	0		0		0
Mail Ballot	0		0		0
Total	0		0		0

Precinct	Registered Voters
7022028	
Poll Place	160
Vote by Mail	160
Mail Ballot	160
Total	160
7022029	
Poll Place	193
Vote by Mail	193
Mail Ballot	193
Total	193
7022217	
Poll Place	0
Vote by Mail	0
Mail Ballot	0
Total	0
7022227	
Poll Place	0
Vote by Mail	0
Mail Ballot	0
Total	0
7022234	
Poll Place	22
Vote by Mail	22
Mail Ballot	22
Total	22
7022283	
Poll Place	172
Vote by Mail	172
Mail Ballot	172
Total	172

Precinct	Yes		No		Total Votes
7022028					
Poll Place	0		0		0
Vote by Mail	0		0		0
Mail Ballot	51	51.00%	49	49.00%	100
Total	51	51.00%	49	49.00%	100
7022029					
Poll Place	0		0		0
Vote by Mail	0		0		0
Mail Ballot	63	51.64%	59	48.36%	122
Total	63	51.64%	59	48.36%	122
7022217					
Poll Place	0		0		0
Vote by Mail	0		0		0
Mail Ballot	0		0		0
Total	0		0		0
7022227					
Poll Place	0		0		0
Vote by Mail	0		0		0
Mail Ballot	0		0		0
Total	0		0		0
7022234					
Poll Place	0		0		0
Vote by Mail	0		0		0
Mail Ballot	4	26.67%	11	73.33%	15
Total	4	26.67%	11	73.33%	15
7022283					
Poll Place	0		0		0
Vote by Mail	0		0		0
Mail Ballot	45	45.00%	55	55.00%	100
Total	45	45.00%	55	55.00%	100

Precinct	Registered Voters
7022421	
Poll Place	43
Vote by Mail	43
Mail Ballot	43
Total	43
7022454	
Poll Place	247
Vote by Mail	247
Mail Ballot	247
Total	247
7022456	
Poll Place	2
Vote by Mail	2
Mail Ballot	2
Total	2
7022473	
Poll Place	1
Vote by Mail	1
Mail Ballot	1
Total	1
7022600	
Poll Place	15
Vote by Mail	15
Mail Ballot	15
Total	15
7022658	
Poll Place	8
Vote by Mail	8
Mail Ballot	8
Total	8

Precinct	Yes		No		Total Votes
7022421					
Poll Place	0		0		0
Vote by Mail	0		0		0
Mail Ballot	9	45.00%	11	55.00%	20
Total	9	45.00%	11	55.00%	20
7022454					
Poll Place	0		0		0
Vote by Mail	0		0		0
Mail Ballot	72	48.98%	75	51.02%	147
Total	72	48.98%	75	51.02%	147
7022456					
Poll Place	0		0		0
Vote by Mail	0		0		0
Mail Ballot	2	100.00%	0	0.00%	2
Total	2	100.00%	0	0.00%	2
7022473					
Poll Place	0		0		0
Vote by Mail	0		0		0
Mail Ballot	1	100.00%	0	0.00%	1
Total	1	100.00%	0	0.00%	1
7022600					
Poll Place	0		0		0
Vote by Mail	0		0		0
Mail Ballot	1	9.09%	10	90.91%	11
Total	1	9.09%	10	90.91%	11
7022658					
Poll Place	0		0		0
Vote by Mail	0		0		0
Mail Ballot	2	33.33%	4	66.67%	6
Total	2	33.33%	4	66.67%	6

Precinct	Registered Voters
7022768	
Poll Place	0
Vote by Mail	0
Mail Ballot	0
Total	0
7022791	
Poll Place	100
Vote by Mail	100
Mail Ballot	100
Total	100
7022793	
Poll Place	96
Vote by Mail	96
Mail Ballot	96
Total	96
7022803	
Poll Place	42
Vote by Mail	42
Mail Ballot	42
Total	42
7022805	
Poll Place	158
Vote by Mail	158
Mail Ballot	158
Total	158
7023016	
Poll Place	0
Vote by Mail	0
Mail Ballot	0
Total	0

Precinct	Yes		No		Total Votes
7022768					
Poll Place	0		0		0
Vote by Mail	0		0		0
Mail Ballot	0		0		0
Total	0		0		0
7022791					
Poll Place	0		0		0
Vote by Mail	0		0		0
Mail Ballot	28	36.84%	48	63.16%	76
Total	28	36.84%	48	63.16%	76
7022793					
Poll Place	0		0		0
Vote by Mail	0		0		0
Mail Ballot	24	34.78%	45	65.22%	69
Total	24	34.78%	45	65.22%	69
7022803					
Poll Place	0		0		0
Vote by Mail	0		0		0
Mail Ballot	6	60.00%	4	40.00%	10
Total	6	60.00%	4	40.00%	10
7022805					
Poll Place	0		0		0
Vote by Mail	0		0		0
Mail Ballot	31	27.93%	80	72.07%	111
Total	31	27.93%	80	72.07%	111
7023016					
Poll Place	0		0		0
Vote by Mail	0		0		0
Mail Ballot	0		0		0
Total	0		0		0

Precinct	Registered Voters
7023018	
Poll Place	0
Vote by Mail	0
Mail Ballot	0
Total	0
7023019	
Poll Place	0
Vote by Mail	0
Mail Ballot	0
Total	0
7023024	
Poll Place	138
Vote by Mail	138
Mail Ballot	138
Total	138
7023037	
Poll Place	40
Vote by Mail	40
Mail Ballot	40
Total	40
7023082	
Poll Place	194
Vote by Mail	194
Mail Ballot	194
Total	194
7023084	
Poll Place	0
Vote by Mail	0
Mail Ballot	0
Total	0

Precinct	Yes		No		Total Votes
7023018					
Poll Place	0		0		0
Vote by Mail	0		0		0
Mail Ballot	0		0		0
Total	0		0		0
7023019					
Poll Place	0		0		0
Vote by Mail	0		0		0
Mail Ballot	0		0		0
Total	0		0		0
7023024					
Poll Place	0		0		0
Vote by Mail	0		0		0
Mail Ballot	31	34.07%	60	65.93%	91
Total	31	34.07%	60	65.93%	91
7023037					
Poll Place	0		0		0
Vote by Mail	0		0		0
Mail Ballot	13	56.52%	10	43.48%	23
Total	13	56.52%	10	43.48%	23
7023082					
Poll Place	0		0		0
Vote by Mail	0		0		0
Mail Ballot	47	36.72%	81	63.28%	128
Total	47	36.72%	81	63.28%	128
7023084					
Poll Place	0		0		0
Vote by Mail	0		0		0
Mail Ballot	0		0		0
Total	0		0		0

Precinct	Registered Voters
7023148	
Poll Place	12
Vote by Mail	12
Mail Ballot	12
Total	12
7023198	
Poll Place	15
Vote by Mail	15
Mail Ballot	15
Total	15
7023201	
Poll Place	4
Vote by Mail	4
Mail Ballot	4
Total	4
7023221	
Poll Place	0
Vote by Mail	0
Mail Ballot	0
Total	0
7023303	
Poll Place	0
Vote by Mail	0
Mail Ballot	0
Total	0
7023395	
Poll Place	0
Vote by Mail	0
Mail Ballot	0
Total	0

Precinct	Yes		No		Total Votes
7023148					
Poll Place	0		0		0
Vote by Mail	0		0		0
Mail Ballot	3	25.00%	9	75.00%	12
Total	3	25.00%	9	75.00%	12
7023198					
Poll Place	0		0		0
Vote by Mail	0		0		0
Mail Ballot	3	30.00%	7	70.00%	10
Total	3	30.00%	7	70.00%	10
7023201					
Poll Place	0		0		0
Vote by Mail	0		0		0
Mail Ballot	0	0.00%	2	100.00%	2
Total	0	0.00%	2	100.00%	2
7023221					
Poll Place	0		0		0
Vote by Mail	0		0		0
Mail Ballot	0		0		0
Total	0		0		0
7023303					
Poll Place	0		0		0
Vote by Mail	0		0		0
Mail Ballot	0		0		0
Total	0		0		0
7023395					
Poll Place	0		0		0
Vote by Mail	0		0		0
Mail Ballot	0		0		0
Total	0		0		0

Precinct	Registered Voters
7023469	
Poll Place	1
Vote by Mail	1
Mail Ballot	1
Total	1
7023470	
Poll Place	333
Vote by Mail	333
Mail Ballot	333
Total	333
7023476	
Poll Place	256
Vote by Mail	256
Mail Ballot	256
Total	256
7023500	
Poll Place	206
Vote by Mail	206
Mail Ballot	206
Total	206
7023505	
Poll Place	2
Vote by Mail	2
Mail Ballot	2
Total	2
7023590	
Poll Place	0
Vote by Mail	0
Mail Ballot	0
Total	0

Precinct	Yes		No		Total Votes
7023469					
Poll Place	0		0		0
Vote by Mail	0		0		0
Mail Ballot	0		0		0
Total	0		0		0
7023470					
Poll Place	0		0		0
Vote by Mail	0		0		0
Mail Ballot	91	59.87%	61	40.13%	152
Total	91	59.87%	61	40.13%	152
7023476					
Poll Place	0		0		0
Vote by Mail	0		0		0
Mail Ballot	76	33.48%	151	66.52%	227
Total	76	33.48%	151	66.52%	227
7023500					
Poll Place	0		0		0
Vote by Mail	0		0		0
Mail Ballot	53	30.46%	121	69.54%	174
Total	53	30.46%	121	69.54%	174
7023505					
Poll Place	0		0		0
Vote by Mail	0		0		0
Mail Ballot	0		0		0
Total	0		0		0
7023590					
Poll Place	0		0		0
Vote by Mail	0		0		0
Mail Ballot	0		0		0
Total	0		0		0

Precinct	Registered Voters
7023604	
Poll Place	0
Vote by Mail	0
Mail Ballot	0
Total	0
7023606	
Poll Place	0
Vote by Mail	0
Mail Ballot	0
Total	0
7023610	
Poll Place	233
Vote by Mail	233
Mail Ballot	233
Total	233
7023766	
Poll Place	1
Vote by Mail	1
Mail Ballot	1
Total	1
7025274	
Poll Place	0
Vote by Mail	0
Mail Ballot	0
Total	0
7025275	
Poll Place	0
Vote by Mail	0
Mail Ballot	0
Total	0

Precinct	Yes	No	Total Votes
7023604			
Poll Place	0	0	0
Vote by Mail	0	0	0
Mail Ballot	0	0	0
Total	0	0	0
7023606			
Poll Place	0	0	0
Vote by Mail	0	0	0
Mail Ballot	0	0	0
Total	0	0	0
7023610			
Poll Place	0	0	0
Vote by Mail	0	0	0
Mail Ballot	47 28.83%	116 71.17%	163
Total	47 28.83%	116 71.17%	163
7023766			
Poll Place	0	0	0
Vote by Mail	0	0	0
Mail Ballot	0 0.00%	1 100.00%	1
Total	0 0.00%	1 100.00%	1
7025274			
Poll Place	0	0	0
Vote by Mail	0	0	0
Mail Ballot	0	0	0
Total	0	0	0
7025275			
Poll Place	0	0	0
Vote by Mail	0	0	0
Mail Ballot	0	0	0
Total	0	0	0

Precinct	Registered Voters
7025276	
Poll Place	0
Vote by Mail	0
Mail Ballot	0
Total	0
7025277	
Poll Place	0
Vote by Mail	0
Mail Ballot	0
Total	0
7025278	
Poll Place	0
Vote by Mail	0
Mail Ballot	0
Total	0
7025280	
Poll Place	174
Vote by Mail	174
Mail Ballot	174
Total	174
7030083	
Poll Place	262
Vote by Mail	262
Mail Ballot	262
Total	262
7030303	
Poll Place	294
Vote by Mail	294
Mail Ballot	294
Total	294

Precinct	Yes		No		Total Votes
7025276					
Poll Place	0		0		0
Vote by Mail	0		0		0
Mail Ballot	0		0		0
Total	0		0		0
7025277					
Poll Place	0		0		0
Vote by Mail	0		0		0
Mail Ballot	0		0		0
Total	0		0		0
7025278					
Poll Place	0		0		0
Vote by Mail	0		0		0
Mail Ballot	0		0		0
Total	0		0		0
7025280					
Poll Place	0		0		0
Vote by Mail	0		0		0
Mail Ballot	57	41.91%	79	58.09%	136
Total	57	41.91%	79	58.09%	136
7030083					
Poll Place	0		0		0
Vote by Mail	0		0		0
Mail Ballot	55	29.73%	130	70.27%	185
Total	55	29.73%	130	70.27%	185
7030303					
Poll Place	0		0		0
Vote by Mail	0		0		0
Mail Ballot	81	35.68%	146	64.32%	227
Total	81	35.68%	146	64.32%	227

Precinct	Registered Voters
7030324	
Poll Place	173
Vote by Mail	173
Mail Ballot	173
Total	173
7030327	
Poll Place	44
Vote by Mail	44
Mail Ballot	44
Total	44
7030329	
Poll Place	0
Vote by Mail	0
Mail Ballot	0
Total	0
7030330	
Poll Place	140
Vote by Mail	140
Mail Ballot	140
Total	140
7030331	
Poll Place	95
Vote by Mail	95
Mail Ballot	95
Total	95
7030336	
Poll Place	0
Vote by Mail	0
Mail Ballot	0
Total	0

Precinct	Yes		No		Total Votes
7030324					
Poll Place	0		0		0
Vote by Mail	0		0		0
Mail Ballot	41	47.67%	45	52.33%	86
Total	41	47.67%	45	52.33%	86
7030327					
Poll Place	0		0		0
Vote by Mail	0		0		0
Mail Ballot	9	23.08%	30	76.92%	39
Total	9	23.08%	30	76.92%	39
7030329					
Poll Place	0		0		0
Vote by Mail	0		0		0
Mail Ballot	0		0		0
Total	0		0		0
7030330					
Poll Place	0		0		0
Vote by Mail	0		0		0
Mail Ballot	31	34.83%	58	65.17%	89
Total	31	34.83%	58	65.17%	89
7030331					
Poll Place	0		0		0
Vote by Mail	0		0		0
Mail Ballot	32	55.17%	26	44.83%	58
Total	32	55.17%	26	44.83%	58
7030336					
Poll Place	0		0		0
Vote by Mail	0		0		0
Mail Ballot	0		0		0
Total	0		0		0

Precinct	Registered Voters
7030343	
Poll Place	91
Vote by Mail	91
Mail Ballot	91
Total	91
7030344	
Poll Place	335
Vote by Mail	335
Mail Ballot	335
Total	335
7030357	
Poll Place	0
Vote by Mail	0
Mail Ballot	0
Total	0
7030371	
Poll Place	282
Vote by Mail	282
Mail Ballot	282
Total	282
7030372	
Poll Place	206
Vote by Mail	206
Mail Ballot	206
Total	206
7030395	
Poll Place	1
Vote by Mail	1
Mail Ballot	1
Total	1

Precinct	Yes		No		Total Votes
7030343					
Poll Place	0		0		0
Vote by Mail	0		0		0
Mail Ballot	22	52.38%	20	47.62%	42
Total	22	52.38%	20	47.62%	42
7030344					
Poll Place	0		0		0
Vote by Mail	0		0		0
Mail Ballot	103	58.86%	72	41.14%	175
Total	103	58.86%	72	41.14%	175
7030357					
Poll Place	0		0		0
Vote by Mail	0		0		0
Mail Ballot	0		0		0
Total	0		0		0
7030371					
Poll Place	0		0		0
Vote by Mail	0		0		0
Mail Ballot	81	50.31%	80	49.69%	161
Total	81	50.31%	80	49.69%	161
7030372					
Poll Place	0		0		0
Vote by Mail	0		0		0
Mail Ballot	58	32.77%	119	67.23%	177
Total	58	32.77%	119	67.23%	177
7030395					
Poll Place	0		0		0
Vote by Mail	0		0		0
Mail Ballot	0	0.00%	1	100.00%	1
Total	0	0.00%	1	100.00%	1

Precinct	Registered Voters
7031178	
Poll Place	0
Vote by Mail	0
Mail Ballot	0
Total	0
7031211	
Poll Place	46
Vote by Mail	46
Mail Ballot	46
Total	46
7031212	
Poll Place	253
Vote by Mail	253
Mail Ballot	253
Total	253
7031217	
Poll Place	89
Vote by Mail	89
Mail Ballot	89
Total	89
7031665	
Poll Place	247
Vote by Mail	247
Mail Ballot	247
Total	247
7031740	
Poll Place	127
Vote by Mail	127
Mail Ballot	127
Total	127

Precinct	Yes		No		Total Votes
7031178					
Poll Place	0		0		0
Vote by Mail	0		0		0
Mail Ballot	0		0		0
Total	0		0		0
7031211					
Poll Place	0		0		0
Vote by Mail	0		0		0
Mail Ballot	8	28.57%	20	71.43%	28
Total	8	28.57%	20	71.43%	28
7031212					
Poll Place	0		0		0
Vote by Mail	0		0		0
Mail Ballot	80	60.61%	52	39.39%	132
Total	80	60.61%	52	39.39%	132
7031217					
Poll Place	0		0		0
Vote by Mail	0		0		0
Mail Ballot	17	28.33%	43	71.67%	60
Total	17	28.33%	43	71.67%	60
7031665					
Poll Place	0		0		0
Vote by Mail	0		0		0
Mail Ballot	50	31.85%	107	68.15%	157
Total	50	31.85%	107	68.15%	157
7031740					
Poll Place	0		0		0
Vote by Mail	0		0		0
Mail Ballot	16	21.62%	58	78.38%	74
Total	16	21.62%	58	78.38%	74

Precinct	Registered Voters
7032213	
Poll Place	15
Vote by Mail	15
Mail Ballot	15
Total	15
7032239	
Poll Place	0
Vote by Mail	0
Mail Ballot	0
Total	0
7032253	
Poll Place	50
Vote by Mail	50
Mail Ballot	50
Total	50
7032381	
Poll Place	52
Vote by Mail	52
Mail Ballot	52
Total	52
7032386	
Poll Place	4
Vote by Mail	4
Mail Ballot	4
Total	4
7032387	
Poll Place	149
Vote by Mail	149
Mail Ballot	149
Total	149

Precinct	Yes		No		Total Votes
7032213					
Poll Place	0		0		0
Vote by Mail	0		0		0
Mail Ballot	2	18.18%	9	81.82%	11
Total	2	18.18%	9	81.82%	11
7032239					
Poll Place	0		0		0
Vote by Mail	0		0		0
Mail Ballot	0		0		0
Total	0		0		0
7032253					
Poll Place	0		0		0
Vote by Mail	0		0		0
Mail Ballot	14	53.85%	12	46.15%	26
Total	14	53.85%	12	46.15%	26
7032381					
Poll Place	0		0		0
Vote by Mail	0		0		0
Mail Ballot	14	42.42%	19	57.58%	33
Total	14	42.42%	19	57.58%	33
7032386					
Poll Place	0		0		0
Vote by Mail	0		0		0
Mail Ballot	0	0.00%	2	100.00%	2
Total	0	0.00%	2	100.00%	2
7032387					
Poll Place	0		0		0
Vote by Mail	0		0		0
Mail Ballot	42	48.84%	44	51.16%	86
Total	42	48.84%	44	51.16%	86

Precinct	Registered Voters
7032493	
Poll Place	0
Vote by Mail	0
Mail Ballot	0
Total	0
7032752	
Poll Place	80
Vote by Mail	80
Mail Ballot	80
Total	80
7033210	
Poll Place	306
Vote by Mail	306
Mail Ballot	306
Total	306
7033223	
Poll Place	198
Vote by Mail	198
Mail Ballot	198
Total	198
7033226	
Poll Place	225
Vote by Mail	225
Mail Ballot	225
Total	225
7033491	
Poll Place	256
Vote by Mail	256
Mail Ballot	256
Total	256

Precinct	Yes		No		Total Votes
7032493					
Poll Place	0		0		0
Vote by Mail	0		0		0
Mail Ballot	0		0		0
Total	0		0		0
7032752					
Poll Place	0		0		0
Vote by Mail	0		0		0
Mail Ballot	20	31.25%	44	68.75%	64
Total	20	31.25%	44	68.75%	64
7033210					
Poll Place	0		0		0
Vote by Mail	0		0		0
Mail Ballot	78	36.28%	137	63.72%	215
Total	78	36.28%	137	63.72%	215
7033223					
Poll Place	0		0		0
Vote by Mail	0		0		0
Mail Ballot	51	46.36%	59	53.64%	110
Total	51	46.36%	59	53.64%	110
7033226					
Poll Place	0		0		0
Vote by Mail	0		0		0
Mail Ballot	50	35.71%	90	64.29%	140
Total	50	35.71%	90	64.29%	140
7033491					
Poll Place	0		0		0
Vote by Mail	0		0		0
Mail Ballot	65	61.90%	40	38.10%	105
Total	65	61.90%	40	38.10%	105

Precinct	Registered Voters
7033499	
Poll Place	121
Vote by Mail	121
Mail Ballot	121
Total	121
7035600	
Poll Place	101
Vote by Mail	101
Mail Ballot	101
Total	101
7035639	
Poll Place	67
Vote by Mail	67
Mail Ballot	67
Total	67
7035662	
Poll Place	485
Vote by Mail	485
Mail Ballot	485
Total	485
7035663	
Poll Place	19
Vote by Mail	19
Mail Ballot	19
Total	19
7035670	
Poll Place	0
Vote by Mail	0
Mail Ballot	0
Total	0

Precinct	Yes		No		Total Votes
7033499					
Poll Place	0		0		0
Vote by Mail	0		0		0
Mail Ballot	25	39.06%	39	60.94%	64
Total	25	39.06%	39	60.94%	64
7035600					
Poll Place	0		0		0
Vote by Mail	0		0		0
Mail Ballot	45	54.22%	38	45.78%	83
Total	45	54.22%	38	45.78%	83
7035639					
Poll Place	0		0		0
Vote by Mail	0		0		0
Mail Ballot	27	44.26%	34	55.74%	61
Total	27	44.26%	34	55.74%	61
7035662					
Poll Place	0		0		0
Vote by Mail	0		0		0
Mail Ballot	135	36.29%	237	63.71%	372
Total	135	36.29%	237	63.71%	372
7035663					
Poll Place	0		0		0
Vote by Mail	0		0		0
Mail Ballot	4	33.33%	8	66.67%	12
Total	4	33.33%	8	66.67%	12
7035670					
Poll Place	0		0		0
Vote by Mail	0		0		0
Mail Ballot	0		0		0
Total	0		0		0

Precinct	Registered Voters
7035676	
Poll Place	2
Vote by Mail	2
Mail Ballot	2
Total	2
7035683	
Poll Place	0
Vote by Mail	0
Mail Ballot	0
Total	0
7035685	
Poll Place	38
Vote by Mail	38
Mail Ballot	38
Total	38
7035687	
Poll Place	0
Vote by Mail	0
Mail Ballot	0
Total	0
7035692	
Poll Place	0
Vote by Mail	0
Mail Ballot	0
Total	0
7040140	
Poll Place	34
Vote by Mail	34
Mail Ballot	34
Total	34

Precinct	Yes	No	Total Votes
7035676			
Poll Place	0	0	0
Vote by Mail	0	0	0
Mail Ballot	0 0.00%	2 100.00%	2
Total	0 0.00%	2 100.00%	2
7035683			
Poll Place	0	0	0
Vote by Mail	0	0	0
Mail Ballot	0	0	0
Total	0	0	0
7035685			
Poll Place	0	0	0
Vote by Mail	0	0	0
Mail Ballot	6 54.55%	5 45.45%	11
Total	6 54.55%	5 45.45%	11
7035687			
Poll Place	0	0	0
Vote by Mail	0	0	0
Mail Ballot	0	0	0
Total	0	0	0
7035692			
Poll Place	0	0	0
Vote by Mail	0	0	0
Mail Ballot	0	0	0
Total	0	0	0
7040140			
Poll Place	0	0	0
Vote by Mail	0	0	0
Mail Ballot	8 34.78%	15 65.22%	23
Total	8 34.78%	15 65.22%	23

Precinct	Registered Voters
7040141	
Poll Place	0
Vote by Mail	0
Mail Ballot	0
Total	0
7040142	
Poll Place	51
Vote by Mail	51
Mail Ballot	51
Total	51
7040144	
Poll Place	56
Vote by Mail	56
Mail Ballot	56
Total	56
7040413	
Poll Place	210
Vote by Mail	210
Mail Ballot	210
Total	210
7040437	
Poll Place	2
Vote by Mail	2
Mail Ballot	2
Total	2
7040438	
Poll Place	0
Vote by Mail	0
Mail Ballot	0
Total	0

Precinct	Yes		No		Total Votes
7040141					
Poll Place	0		0		0
Vote by Mail	0		0		0
Mail Ballot	0		0		0
Total	0		0		0
7040142					
Poll Place	0		0		0
Vote by Mail	0		0		0
Mail Ballot	11	33.33%	22	66.67%	33
Total	11	33.33%	22	66.67%	33
7040144					
Poll Place	0		0		0
Vote by Mail	0		0		0
Mail Ballot	17	38.64%	27	61.36%	44
Total	17	38.64%	27	61.36%	44
7040413					
Poll Place	0		0		0
Vote by Mail	0		0		0
Mail Ballot	55	30.05%	128	69.95%	183
Total	55	30.05%	128	69.95%	183
7040437					
Poll Place	0		0		0
Vote by Mail	0		0		0
Mail Ballot	0	0.00%	2	100.00%	2
Total	0	0.00%	2	100.00%	2
7040438					
Poll Place	0		0		0
Vote by Mail	0		0		0
Mail Ballot	0		0		0
Total	0		0		0

Precinct	Registered Voters
7040439	
Poll Place	257
Vote by Mail	257
Mail Ballot	257
Total	257
7040472	
Poll Place	453
Vote by Mail	453
Mail Ballot	453
Total	453
7040478	
Poll Place	489
Vote by Mail	489
Mail Ballot	489
Total	489
7040492	
Poll Place	0
Vote by Mail	0
Mail Ballot	0
Total	0
7041139	
Poll Place	22
Vote by Mail	22
Mail Ballot	22
Total	22
7041143	
Poll Place	66
Vote by Mail	66
Mail Ballot	66
Total	66

Precinct	Yes		No		Total Votes
7040439					
Poll Place	0		0		0
Vote by Mail	0		0		0
Mail Ballot	84	38.18%	136	61.82%	220
Total	84	38.18%	136	61.82%	220
7040472					
Poll Place	0		0		0
Vote by Mail	0		0		0
Mail Ballot	152	47.06%	171	52.94%	323
Total	152	47.06%	171	52.94%	323
7040478					
Poll Place	0		0		0
Vote by Mail	0		0		0
Mail Ballot	185	43.12%	244	56.88%	429
Total	185	43.12%	244	56.88%	429
7040492					
Poll Place	0		0		0
Vote by Mail	0		0		0
Mail Ballot	0		0		0
Total	0		0		0
7041139					
Poll Place	0		0		0
Vote by Mail	0		0		0
Mail Ballot	3	16.67%	15	83.33%	18
Total	3	16.67%	15	83.33%	18
7041143					
Poll Place	0		0		0
Vote by Mail	0		0		0
Mail Ballot	12	25.00%	36	75.00%	48
Total	12	25.00%	36	75.00%	48

Precinct	Registered Voters
7041149	
Poll Place	99
Vote by Mail	99
Mail Ballot	99
Total	99
7041160	
Poll Place	4
Vote by Mail	4
Mail Ballot	4
Total	4
7041241	
Poll Place	173
Vote by Mail	173
Mail Ballot	173
Total	173
7041476	
Poll Place	21
Vote by Mail	21
Mail Ballot	21
Total	21
7041495	
Poll Place	216
Vote by Mail	216
Mail Ballot	216
Total	216
7041496	
Poll Place	12
Vote by Mail	12
Mail Ballot	12
Total	12

Precinct	Yes		No		Total Votes
7041149					
Poll Place	0		0		0
Vote by Mail	0		0		0
Mail Ballot	23	40.35%	34	59.65%	57
Total	23	40.35%	34	59.65%	57
7041160					
Poll Place	0		0		0
Vote by Mail	0		0		0
Mail Ballot	0	0.00%	4	100.00%	4
Total	0	0.00%	4	100.00%	4
7041241					
Poll Place	0		0		0
Vote by Mail	0		0		0
Mail Ballot	38	31.15%	84	68.85%	122
Total	38	31.15%	84	68.85%	122
7041476					
Poll Place	0		0		0
Vote by Mail	0		0		0
Mail Ballot	6	37.50%	10	62.50%	16
Total	6	37.50%	10	62.50%	16
7041495					
Poll Place	0		0		0
Vote by Mail	0		0		0
Mail Ballot	79	45.66%	94	54.34%	173
Total	79	45.66%	94	54.34%	173
7041496					
Poll Place	0		0		0
Vote by Mail	0		0		0
Mail Ballot	4	44.44%	5	55.56%	9
Total	4	44.44%	5	55.56%	9

Precinct	Registered Voters
7041505	
Poll Place	86
Vote by Mail	86
Mail Ballot	86
Total	86
7041507	
Poll Place	0
Vote by Mail	0
Mail Ballot	0
Total	0
7041623	
Poll Place	21
Vote by Mail	21
Mail Ballot	21
Total	21
7041665	
Poll Place	76
Vote by Mail	76
Mail Ballot	76
Total	76
7041769	
Poll Place	240
Vote by Mail	240
Mail Ballot	240
Total	240
7041778	
Poll Place	0
Vote by Mail	0
Mail Ballot	0
Total	0

Precinct	Yes		No		Total Votes
7041505					
Poll Place	0		0		0
Vote by Mail	0		0		0
Mail Ballot	16	21.05%	60	78.95%	76
Total	16	21.05%	60	78.95%	76
7041507					
Poll Place	0		0		0
Vote by Mail	0		0		0
Mail Ballot	0		0		0
Total	0		0		0
7041623					
Poll Place	0		0		0
Vote by Mail	0		0		0
Mail Ballot	2	13.33%	13	86.67%	15
Total	2	13.33%	13	86.67%	15
7041665					
Poll Place	0		0		0
Vote by Mail	0		0		0
Mail Ballot	23	35.38%	42	64.62%	65
Total	23	35.38%	42	64.62%	65
7041769					
Poll Place	0		0		0
Vote by Mail	0		0		0
Mail Ballot	37	22.29%	129	77.71%	166
Total	37	22.29%	129	77.71%	166
7041778					
Poll Place	0		0		0
Vote by Mail	0		0		0
Mail Ballot	0		0		0
Total	0		0		0

Precinct	Registered Voters
7041815	
Poll Place	0
Vote by Mail	0
Mail Ballot	0
Total	0
7041914	
Poll Place	236
Vote by Mail	236
Mail Ballot	236
Total	236
7041930	
Poll Place	50
Vote by Mail	50
Mail Ballot	50
Total	50
7042223	
Poll Place	5
Vote by Mail	5
Mail Ballot	5
Total	5
7042265	
Poll Place	35
Vote by Mail	35
Mail Ballot	35
Total	35
7042427	
Poll Place	44
Vote by Mail	44
Mail Ballot	44
Total	44

Precinct	Yes		No		Total Votes
7041815					
Poll Place	0		0		0
Vote by Mail	0		0		0
Mail Ballot	0		0		0
Total	0		0		0
7041914					
Poll Place	0		0		0
Vote by Mail	0		0		0
Mail Ballot	51	25.76%	147	74.24%	198
Total	51	25.76%	147	74.24%	198
7041930					
Poll Place	0		0		0
Vote by Mail	0		0		0
Mail Ballot	12	33.33%	24	66.67%	36
Total	12	33.33%	24	66.67%	36
7042223					
Poll Place	0		0		0
Vote by Mail	0		0		0
Mail Ballot	0	0.00%	3	100.00%	3
Total	0	0.00%	3	100.00%	3
7042265					
Poll Place	0		0		0
Vote by Mail	0		0		0
Mail Ballot	10	41.67%	14	58.33%	24
Total	10	41.67%	14	58.33%	24
7042427					
Poll Place	0		0		0
Vote by Mail	0		0		0
Mail Ballot	10	40.00%	15	60.00%	25
Total	10	40.00%	15	60.00%	25

Precinct	Registered Voters
7042441	
Poll Place	0
Vote by Mail	0
Mail Ballot	0
Total	0
7042517	
Poll Place	6
Vote by Mail	6
Mail Ballot	6
Total	6
7042521	
Poll Place	32
Vote by Mail	32
Mail Ballot	32
Total	32
7042783	
Poll Place	0
Vote by Mail	0
Mail Ballot	0
Total	0
7042784	
Poll Place	2
Vote by Mail	2
Mail Ballot	2
Total	2
7042785	
Poll Place	0
Vote by Mail	0
Mail Ballot	0
Total	0

Precinct	Yes	No	Total Votes
7042441			
Poll Place	0	0	0
Vote by Mail	0	0	0
Mail Ballot	0	0	0
Total	0	0	0
7042517			
Poll Place	0	0	0
Vote by Mail	0	0	0
Mail Ballot	0 0.00%	4 100.00%	4
Total	0 0.00%	4 100.00%	4
7042521			
Poll Place	0	0	0
Vote by Mail	0	0	0
Mail Ballot	5 26.32%	14 73.68%	19
Total	5 26.32%	14 73.68%	19
7042783			
Poll Place	0	0	0
Vote by Mail	0	0	0
Mail Ballot	0	0	0
Total	0	0	0
7042784			
Poll Place	0	0	0
Vote by Mail	0	0	0
Mail Ballot	1 50.00%	1 50.00%	2
Total	1 50.00%	1 50.00%	2
7042785			
Poll Place	0	0	0
Vote by Mail	0	0	0
Mail Ballot	0	0	0
Total	0	0	0

Precinct	Registered Voters
7042789	
Poll Place	0
Vote by Mail	0
Mail Ballot	0
Total	0
7042910	
Poll Place	0
Vote by Mail	0
Mail Ballot	0
Total	0
7043044	
Poll Place	4
Vote by Mail	4
Mail Ballot	4
Total	4
7043063	
Poll Place	0
Vote by Mail	0
Mail Ballot	0
Total	0
7043101	
Poll Place	0
Vote by Mail	0
Mail Ballot	0
Total	0
7043295	
Poll Place	615
Vote by Mail	615
Mail Ballot	615
Total	615

Precinct	Yes		No		Total Votes
7042789					
Poll Place	0		0		0
Vote by Mail	0		0		0
Mail Ballot	0		0		0
Total	0		0		0
7042910					
Poll Place	0		0		0
Vote by Mail	0		0		0
Mail Ballot	0		0		0
Total	0		0		0
7043044					
Poll Place	0		0		0
Vote by Mail	0		0		0
Mail Ballot	1	100.00%	0	0.00%	1
Total	1	100.00%	0	0.00%	1
7043063					
Poll Place	0		0		0
Vote by Mail	0		0		0
Mail Ballot	0		0		0
Total	0		0		0
7043101					
Poll Place	0		0		0
Vote by Mail	0		0		0
Mail Ballot	0		0		0
Total	0		0		0
7043295					
Poll Place	0		0		0
Vote by Mail	0		0		0
Mail Ballot	137	35.77%	246	64.23%	383
Total	137	35.77%	246	64.23%	383

Precinct	Registered Voters
7043458	
Poll Place	0
Vote by Mail	0
Mail Ballot	0
Total	0
7043561	
Poll Place	227
Vote by Mail	227
Mail Ballot	227
Total	227
7043576	
Poll Place	0
Vote by Mail	0
Mail Ballot	0
Total	0
7044116	
Poll Place	18
Vote by Mail	18
Mail Ballot	18
Total	18
7044120	
Poll Place	314
Vote by Mail	314
Mail Ballot	314
Total	314
7044123	
Poll Place	683
Vote by Mail	683
Mail Ballot	683
Total	683

Precinct	Yes		No		Total Votes
7043458					
Poll Place	0		0		0
Vote by Mail	0		0		0
Mail Ballot	0		0		0
Total	0		0		0
7043561					
Poll Place	0		0		0
Vote by Mail	0		0		0
Mail Ballot	55	42.97%	73	57.03%	128
Total	55	42.97%	73	57.03%	128
7043576					
Poll Place	0		0		0
Vote by Mail	0		0		0
Mail Ballot	0		0		0
Total	0		0		0
7044116					
Poll Place	0		0		0
Vote by Mail	0		0		0
Mail Ballot	6	37.50%	10	62.50%	16
Total	6	37.50%	10	62.50%	16
7044120					
Poll Place	0		0		0
Vote by Mail	0		0		0
Mail Ballot	98	36.57%	170	63.43%	268
Total	98	36.57%	170	63.43%	268
7044123					
Poll Place	0		0		0
Vote by Mail	0		0		0
Mail Ballot	225	41.98%	311	58.02%	536
Total	225	41.98%	311	58.02%	536

Precinct	Registered Voters
7044133	
Poll Place	0
Vote by Mail	0
Mail Ballot	0
Total	0
7050025	
Poll Place	64
Vote by Mail	64
Mail Ballot	64
Total	64
7050030	
Poll Place	191
Vote by Mail	191
Mail Ballot	191
Total	191
7050032	
Poll Place	8
Vote by Mail	8
Mail Ballot	8
Total	8
7050212	
Poll Place	0
Vote by Mail	0
Mail Ballot	0
Total	0
7050220	
Poll Place	182
Vote by Mail	182
Mail Ballot	182
Total	182

Precinct	Yes		No		Total Votes
7044133					
Poll Place	0		0		0
Vote by Mail	0		0		0
Mail Ballot	0		0		0
Total	0		0		0
7050025					
Poll Place	0		0		0
Vote by Mail	0		0		0
Mail Ballot	6	17.14%	29	82.86%	35
Total	6	17.14%	29	82.86%	35
7050030					
Poll Place	0		0		0
Vote by Mail	0		0		0
Mail Ballot	59	61.46%	37	38.54%	96
Total	59	61.46%	37	38.54%	96
7050032					
Poll Place	0		0		0
Vote by Mail	0		0		0
Mail Ballot	1	100.00%	0	0.00%	1
Total	1	100.00%	0	0.00%	1
7050212					
Poll Place	0		0		0
Vote by Mail	0		0		0
Mail Ballot	0		0		0
Total	0		0		0
7050220					
Poll Place	0		0		0
Vote by Mail	0		0		0
Mail Ballot	36	49.32%	37	50.68%	73
Total	36	49.32%	37	50.68%	73

Precinct	Registered Voters
7050221	
Poll Place	251
Vote by Mail	251
Mail Ballot	251
Total	251
7050504	
Poll Place	57
Vote by Mail	57
Mail Ballot	57
Total	57
7050526	
Poll Place	0
Vote by Mail	0
Mail Ballot	0
Total	0
7050529	
Poll Place	2
Vote by Mail	2
Mail Ballot	2
Total	2
7050537	
Poll Place	276
Vote by Mail	276
Mail Ballot	276
Total	276
7050540	
Poll Place	81
Vote by Mail	81
Mail Ballot	81
Total	81

Precinct	Yes		No		Total Votes
7050221					
Poll Place	0		0		0
Vote by Mail	0		0		0
Mail Ballot	60	65.93%	31	34.07%	91
Total	60	65.93%	31	34.07%	91
7050504					
Poll Place	0		0		0
Vote by Mail	0		0		0
Mail Ballot	9	50.00%	9	50.00%	18
Total	9	50.00%	9	50.00%	18
7050526					
Poll Place	0		0		0
Vote by Mail	0		0		0
Mail Ballot	0		0		0
Total	0		0		0
7050529					
Poll Place	0		0		0
Vote by Mail	0		0		0
Mail Ballot	0		0		0
Total	0		0		0
7050537					
Poll Place	0		0		0
Vote by Mail	0		0		0
Mail Ballot	91	56.52%	70	43.48%	161
Total	91	56.52%	70	43.48%	161
7050540					
Poll Place	0		0		0
Vote by Mail	0		0		0
Mail Ballot	19	61.29%	12	38.71%	31
Total	19	61.29%	12	38.71%	31

Precinct	Registered Voters
7050542	
Poll Place	420
Vote by Mail	420
Mail Ballot	420
Total	420
7050546	
Poll Place	0
Vote by Mail	0
Mail Ballot	0
Total	0
7050551	
Poll Place	403
Vote by Mail	403
Mail Ballot	403
Total	403
7050557	
Poll Place	75
Vote by Mail	75
Mail Ballot	75
Total	75
7050561	
Poll Place	227
Vote by Mail	227
Mail Ballot	227
Total	227
7050563	
Poll Place	0
Vote by Mail	0
Mail Ballot	0
Total	0

Precinct	Yes		No		Total Votes
7050542					
Poll Place	0		0		0
Vote by Mail	0		0		0
Mail Ballot	133	58.33%	95	41.67%	228
Total	133	58.33%	95	41.67%	228
7050546					
Poll Place	0		0		0
Vote by Mail	0		0		0
Mail Ballot	0		0		0
Total	0		0		0
7050551					
Poll Place	0		0		0
Vote by Mail	0		0		0
Mail Ballot	128	55.41%	103	44.59%	231
Total	128	55.41%	103	44.59%	231
7050557					
Poll Place	0		0		0
Vote by Mail	0		0		0
Mail Ballot	25	60.98%	16	39.02%	41
Total	25	60.98%	16	39.02%	41
7050561					
Poll Place	0		0		0
Vote by Mail	0		0		0
Mail Ballot	63	49.22%	65	50.78%	128
Total	63	49.22%	65	50.78%	128
7050563					
Poll Place	0		0		0
Vote by Mail	0		0		0
Mail Ballot	0		0		0
Total	0		0		0

Precinct	Registered Voters
7050564	
Poll Place	0
Vote by Mail	0
Mail Ballot	0
Total	0
7050566	
Poll Place	0
Vote by Mail	0
Mail Ballot	0
Total	0
7050573	
Poll Place	0
Vote by Mail	0
Mail Ballot	0
Total	0
7050579	
Poll Place	139
Vote by Mail	139
Mail Ballot	139
Total	139
7050581	
Poll Place	234
Vote by Mail	234
Mail Ballot	234
Total	234
7050582	
Poll Place	29
Vote by Mail	29
Mail Ballot	29
Total	29

Precinct	Yes		No		Total Votes
7050564					
Poll Place	0		0		0
Vote by Mail	0		0		0
Mail Ballot	0		0		0
Total	0		0		0
7050566					
Poll Place	0		0		0
Vote by Mail	0		0		0
Mail Ballot	0		0		0
Total	0		0		0
7050573					
Poll Place	0		0		0
Vote by Mail	0		0		0
Mail Ballot	0		0		0
Total	0		0		0
7050579					
Poll Place	0		0		0
Vote by Mail	0		0		0
Mail Ballot	48	62.34%	29	37.66%	77
Total	48	62.34%	29	37.66%	77
7050581					
Poll Place	0		0		0
Vote by Mail	0		0		0
Mail Ballot	68	62.39%	41	37.61%	109
Total	68	62.39%	41	37.61%	109
7050582					
Poll Place	0		0		0
Vote by Mail	0		0		0
Mail Ballot	9	69.23%	4	30.77%	13
Total	9	69.23%	4	30.77%	13

Precinct	Registered Voters
7050597	
Poll Place	3
Vote by Mail	3
Mail Ballot	3
Total	3
7050702	
Poll Place	236
Vote by Mail	236
Mail Ballot	236
Total	236
7050707	
Poll Place	249
Vote by Mail	249
Mail Ballot	249
Total	249
7050712	
Poll Place	0
Vote by Mail	0
Mail Ballot	0
Total	0
7050713	
Poll Place	355
Vote by Mail	355
Mail Ballot	355
Total	355
7050726	
Poll Place	298
Vote by Mail	298
Mail Ballot	298
Total	298

Precinct	Yes		No		Total Votes
7050597					
Poll Place	0		0		0
Vote by Mail	0		0		0
Mail Ballot	1	50.00%	1	50.00%	2
Total	1	50.00%	1	50.00%	2
7050702					
Poll Place	0		0		0
Vote by Mail	0		0		0
Mail Ballot	69	51.49%	65	48.51%	134
Total	69	51.49%	65	48.51%	134
7050707					
Poll Place	0		0		0
Vote by Mail	0		0		0
Mail Ballot	87	61.70%	54	38.30%	141
Total	87	61.70%	54	38.30%	141
7050712					
Poll Place	0		0		0
Vote by Mail	0		0		0
Mail Ballot	0		0		0
Total	0		0		0
7050713					
Poll Place	0		0		0
Vote by Mail	0		0		0
Mail Ballot	121	56.28%	94	43.72%	215
Total	121	56.28%	94	43.72%	215
7050726					
Poll Place	0		0		0
Vote by Mail	0		0		0
Mail Ballot	83	40.49%	122	59.51%	205
Total	83	40.49%	122	59.51%	205

Precinct	Registered Voters
7050730	
Poll Place	8
Vote by Mail	8
Mail Ballot	8
Total	8
7050732	
Poll Place	74
Vote by Mail	74
Mail Ballot	74
Total	74
7050734	
Poll Place	161
Vote by Mail	161
Mail Ballot	161
Total	161
7050748	
Poll Place	111
Vote by Mail	111
Mail Ballot	111
Total	111
7050749	
Poll Place	141
Vote by Mail	141
Mail Ballot	141
Total	141
7050758	
Poll Place	4
Vote by Mail	4
Mail Ballot	4
Total	4

Precinct	Yes		No		Total Votes
7050730					
Poll Place	0		0		0
Vote by Mail	0		0		0
Mail Ballot	1	50.00%	1	50.00%	2
Total	1	50.00%	1	50.00%	2
7050732					
Poll Place	0		0		0
Vote by Mail	0		0		0
Mail Ballot	17	38.64%	27	61.36%	44
Total	17	38.64%	27	61.36%	44
7050734					
Poll Place	0		0		0
Vote by Mail	0		0		0
Mail Ballot	51	60.00%	34	40.00%	85
Total	51	60.00%	34	40.00%	85
7050748					
Poll Place	0		0		0
Vote by Mail	0		0		0
Mail Ballot	30	68.18%	14	31.82%	44
Total	30	68.18%	14	31.82%	44
7050749					
Poll Place	0		0		0
Vote by Mail	0		0		0
Mail Ballot	42	56.76%	32	43.24%	74
Total	42	56.76%	32	43.24%	74
7050758					
Poll Place	0		0		0
Vote by Mail	0		0		0
Mail Ballot	2	50.00%	2	50.00%	4
Total	2	50.00%	2	50.00%	4

Precinct	Registered Voters
7050759	
Poll Place	20
Vote by Mail	20
Mail Ballot	20
Total	20
7050760	
Poll Place	0
Vote by Mail	0
Mail Ballot	0
Total	0
7050764	
Poll Place	0
Vote by Mail	0
Mail Ballot	0
Total	0
7050769	
Poll Place	0
Vote by Mail	0
Mail Ballot	0
Total	0
7051188	
Poll Place	18
Vote by Mail	18
Mail Ballot	18
Total	18
7051233	
Poll Place	284
Vote by Mail	284
Mail Ballot	284
Total	284

Precinct	Yes		No		Total Votes
7050759					
Poll Place	0		0		0
Vote by Mail	0		0		0
Mail Ballot	3	21.43%	11	78.57%	14
Total	3	21.43%	11	78.57%	14
7050760					
Poll Place	0		0		0
Vote by Mail	0		0		0
Mail Ballot	0		0		0
Total	0		0		0
7050764					
Poll Place	0		0		0
Vote by Mail	0		0		0
Mail Ballot	0		0		0
Total	0		0		0
7050769					
Poll Place	0		0		0
Vote by Mail	0		0		0
Mail Ballot	0		0		0
Total	0		0		0
7051188					
Poll Place	0		0		0
Vote by Mail	0		0		0
Mail Ballot	0	0.00%	8	100.00%	8
Total	0	0.00%	8	100.00%	8
7051233					
Poll Place	0		0		0
Vote by Mail	0		0		0
Mail Ballot	78	47.27%	87	52.73%	165
Total	78	47.27%	87	52.73%	165

Precinct	Registered Voters
7051293	
Poll Place	177
Vote by Mail	177
Mail Ballot	177
Total	177
7051294	
Poll Place	63
Vote by Mail	63
Mail Ballot	63
Total	63
7051295	
Poll Place	15
Vote by Mail	15
Mail Ballot	15
Total	15
7051297	
Poll Place	209
Vote by Mail	209
Mail Ballot	209
Total	209
7051298	
Poll Place	289
Vote by Mail	289
Mail Ballot	289
Total	289
7051490	
Poll Place	7
Vote by Mail	7
Mail Ballot	7
Total	7

Precinct	Yes		No		Total Votes
7051293					
Poll Place	0		0		0
Vote by Mail	0		0		0
Mail Ballot	41	36.94%	70	63.06%	111
Total	41	36.94%	70	63.06%	111
7051294					
Poll Place	0		0		0
Vote by Mail	0		0		0
Mail Ballot	13	100.00%	0	0.00%	13
Total	13	100.00%	0	0.00%	13
7051295					
Poll Place	0		0		0
Vote by Mail	0		0		0
Mail Ballot	6	75.00%	2	25.00%	8
Total	6	75.00%	2	25.00%	8
7051297					
Poll Place	0		0		0
Vote by Mail	0		0		0
Mail Ballot	63	43.15%	83	56.85%	146
Total	63	43.15%	83	56.85%	146
7051298					
Poll Place	0		0		0
Vote by Mail	0		0		0
Mail Ballot	76	50.33%	75	49.67%	151
Total	76	50.33%	75	49.67%	151
7051490					
Poll Place	0		0		0
Vote by Mail	0		0		0
Mail Ballot	1	33.33%	2	66.67%	3
Total	1	33.33%	2	66.67%	3

Precinct	Registered Voters
7051494	
Poll Place	5
Vote by Mail	5
Mail Ballot	5
Total	5
7051679	
Poll Place	71
Vote by Mail	71
Mail Ballot	71
Total	71
7051704	
Poll Place	70
Vote by Mail	70
Mail Ballot	70
Total	70
7051739	
Poll Place	178
Vote by Mail	178
Mail Ballot	178
Total	178
7051751	
Poll Place	332
Vote by Mail	332
Mail Ballot	332
Total	332
7051779	
Poll Place	0
Vote by Mail	0
Mail Ballot	0
Total	0

Precinct	Yes		No		Total Votes
7051494					
Poll Place	0		0		0
Vote by Mail	0		0		0
Mail Ballot	2	66.67%	1	33.33%	3
Total	2	66.67%	1	33.33%	3
7051679					
Poll Place	0		0		0
Vote by Mail	0		0		0
Mail Ballot	14	70.00%	6	30.00%	20
Total	14	70.00%	6	30.00%	20
7051704					
Poll Place	0		0		0
Vote by Mail	0		0		0
Mail Ballot	14	37.84%	23	62.16%	37
Total	14	37.84%	23	62.16%	37
7051739					
Poll Place	0		0		0
Vote by Mail	0		0		0
Mail Ballot	33	29.73%	78	70.27%	111
Total	33	29.73%	78	70.27%	111
7051751					
Poll Place	0		0		0
Vote by Mail	0		0		0
Mail Ballot	88	49.72%	89	50.28%	177
Total	88	49.72%	89	50.28%	177
7051779					
Poll Place	0		0		0
Vote by Mail	0		0		0
Mail Ballot	0		0		0
Total	0		0		0

Precinct	Registered Voters
7051972	
Poll Place	7
Vote by Mail	7
Mail Ballot	7
Total	7
7052140	
Poll Place	203
Vote by Mail	203
Mail Ballot	203
Total	203
7052142	
Poll Place	9
Vote by Mail	9
Mail Ballot	9
Total	9
7052143	
Poll Place	139
Vote by Mail	139
Mail Ballot	139
Total	139
7052272	
Poll Place	14
Vote by Mail	14
Mail Ballot	14
Total	14
7052770	
Poll Place	178
Vote by Mail	178
Mail Ballot	178
Total	178

Precinct	Yes		No		Total Votes
7051972					
Poll Place	0		0		0
Vote by Mail	0		0		0
Mail Ballot	3	75.00%	1	25.00%	4
Total	3	75.00%	1	25.00%	4
7052140					
Poll Place	0		0		0
Vote by Mail	0		0		0
Mail Ballot	51	38.64%	81	61.36%	132
Total	51	38.64%	81	61.36%	132
7052142					
Poll Place	0		0		0
Vote by Mail	0		0		0
Mail Ballot	3	50.00%	3	50.00%	6
Total	3	50.00%	3	50.00%	6
7052143					
Poll Place	0		0		0
Vote by Mail	0		0		0
Mail Ballot	41	48.81%	43	51.19%	84
Total	41	48.81%	43	51.19%	84
7052272					
Poll Place	0		0		0
Vote by Mail	0		0		0
Mail Ballot	1	33.33%	2	66.67%	3
Total	1	33.33%	2	66.67%	3
7052770					
Poll Place	0		0		0
Vote by Mail	0		0		0
Mail Ballot	28	41.79%	39	58.21%	67
Total	28	41.79%	39	58.21%	67

Precinct	Registered Voters
7053012	
Poll Place	114
Vote by Mail	114
Mail Ballot	114
Total	114
7053449	
Poll Place	11
Vote by Mail	11
Mail Ballot	11
Total	11
7053495	
Poll Place	0
Vote by Mail	0
Mail Ballot	0
Total	0
7053752	
Poll Place	10
Vote by Mail	10
Mail Ballot	10
Total	10
7053765	
Poll Place	2
Vote by Mail	2
Mail Ballot	2
Total	2
Kern County - Total	425,526
Cumulative	
Cumulative	
Poll Place	0
Vote by Mail	0
Mail Ballot	0
Total	0

Precinct	Yes		No		Total Votes
7053012					
Poll Place	0		0		0
Vote by Mail	0		0		0
Mail Ballot	38	61.29%	24	38.71%	62
Total	38	61.29%	24	38.71%	62
7053449					
Poll Place	0		0		0
Vote by Mail	0		0		0
Mail Ballot	6	66.67%	3	33.33%	9
Total	6	66.67%	3	33.33%	9
7053495					
Poll Place	0		0		0
Vote by Mail	0		0		0
Mail Ballot	0		0		0
Total	0		0		0
7053752					
Poll Place	0		0		0
Vote by Mail	0		0		0
Mail Ballot	3	37.50%	5	62.50%	8
Total	3	37.50%	5	62.50%	8
7053765					
Poll Place	0		0		0
Vote by Mail	0		0		0
Mail Ballot	1	50.00%	1	50.00%	2
Total	1	50.00%	1	50.00%	2
Kern County - Total	127,095	42.78%	169,976	57.22%	297,071
Cumulative					
Cumulative					
Poll Place	0		0		0
Vote by Mail	0		0		0
Mail Ballot	0		0		0
Total	0		0		0

Precinct	Registered Voters
Cumulative - Total	0
County - Total	425,526

Precinct	Yes		No		Total Votes
Cumulative - Total	0		0		0
County - Total	127,095	42.78%	169,976	57.22%	297,071

PROPOSITION 20 (Vote for 1)

Precinct	Registered Voters
County	
Kern County	
0011155	
Poll Place	1,261
Vote by Mail	1,261
Mail Ballot	1,261
Total	1,261
0011190	
Poll Place	1,610
Vote by Mail	1,610
Mail Ballot	1,610
Total	1,610
0011195	
Poll Place	1,366
Vote by Mail	1,366
Mail Ballot	1,366
Total	1,366
0011530	
Poll Place	929
Vote by Mail	929
Mail Ballot	929
Total	929
0011540	
Poll Place	1,054
Vote by Mail	1,054
Mail Ballot	1,054
Total	1,054

Precinct	Yes		No		Total Votes
County					
Kern County					
0011155					
Poll Place	116	54.46%	97	45.54%	213
Vote by Mail	399	54.73%	330	45.27%	729
Mail Ballot	0		0		0
Total	515	54.67%	427	45.33%	942
0011190					
Poll Place	83	51.23%	79	48.77%	162
Vote by Mail	548	52.19%	502	47.81%	1,050
Mail Ballot	0		0		0
Total	631	52.06%	581	47.94%	1,212
0011195					
Poll Place	171	68.13%	80	31.87%	251
Vote by Mail	647	65.62%	339	34.38%	986
Mail Ballot	0		0		0
Total	818	66.13%	419	33.87%	1,237
0011530					
Poll Place	31	39.24%	48	60.76%	79
Vote by Mail	171	37.75%	282	62.25%	453
Mail Ballot	0		0		0
Total	202	37.97%	330	62.03%	532
0011540					
Poll Place	36	53.73%	31	46.27%	67
Vote by Mail	209	41.72%	292	58.28%	501
Mail Ballot	0		0		0
Total	245	43.13%	323	56.87%	568

Precinct	Registered Voters
0011546	
Poll Place	1,123
Vote by Mail	1,123
Mail Ballot	1,123
Total	1,123
0011548	
Poll Place	1,615
Vote by Mail	1,615
Mail Ballot	1,615
Total	1,615
0011550	
Poll Place	1,408
Vote by Mail	1,408
Mail Ballot	1,408
Total	1,408
0011552	
Poll Place	1,346
Vote by Mail	1,346
Mail Ballot	1,346
Total	1,346
0011554	
Poll Place	1,660
Vote by Mail	1,660
Mail Ballot	1,660
Total	1,660
0011557	
Poll Place	1,632
Vote by Mail	1,632
Mail Ballot	1,632
Total	1,632

Precinct	Yes		No		Total Votes
0011546					
Poll Place	43	48.31%	46	51.69%	89
Vote by Mail	202	36.20%	356	63.80%	558
Mail Ballot	0		0		0
Total	245	37.87%	402	62.13%	647
0011548					
Poll Place	53	51.46%	50	48.54%	103
Vote by Mail	439	41.73%	613	58.27%	1,052
Mail Ballot	0		0		0
Total	492	42.60%	663	57.40%	1,155
0011550					
Poll Place	40	50.00%	40	50.00%	80
Vote by Mail	331	39.59%	505	60.41%	836
Mail Ballot	0		0		0
Total	371	40.50%	545	59.50%	916
0011552					
Poll Place	43	39.45%	66	60.55%	109
Vote by Mail	266	38.22%	430	61.78%	696
Mail Ballot	0		0		0
Total	309	38.39%	496	61.61%	805
0011554					
Poll Place	60	45.11%	73	54.89%	133
Vote by Mail	274	34.47%	521	65.53%	795
Mail Ballot	0		0		0
Total	334	35.99%	594	64.01%	928
0011557					
Poll Place	50	42.74%	67	57.26%	117
Vote by Mail	303	37.13%	513	62.87%	816
Mail Ballot	0		0		0
Total	353	37.83%	580	62.17%	933

Precinct	Registered Voters
0011570	
Poll Place	1,087
Vote by Mail	1,087
Mail Ballot	1,087
Total	1,087
0011580	
Poll Place	1,070
Vote by Mail	1,070
Mail Ballot	1,070
Total	1,070
0011610	
Poll Place	882
Vote by Mail	882
Mail Ballot	882
Total	882
0011626	
Poll Place	1,859
Vote by Mail	1,859
Mail Ballot	1,859
Total	1,859
0011725	
Poll Place	1,209
Vote by Mail	1,209
Mail Ballot	1,209
Total	1,209
0011990	
Poll Place	836
Vote by Mail	836
Mail Ballot	836
Total	836

Precinct	Yes		No		Total Votes
0011570					
Poll Place	49	42.24%	67	57.76%	116
Vote by Mail	215	39.74%	326	60.26%	541
Mail Ballot	0		0		0
Total	264	40.18%	393	59.82%	657
0011580					
Poll Place	44	46.81%	50	53.19%	94
Vote by Mail	221	37.08%	375	62.92%	596
Mail Ballot	0		0		0
Total	265	38.41%	425	61.59%	690
0011610					
Poll Place	42	41.18%	60	58.82%	102
Vote by Mail	202	42.44%	274	57.56%	476
Mail Ballot	0		0		0
Total	244	42.21%	334	57.79%	578
0011626					
Poll Place	40	38.10%	65	61.90%	105
Vote by Mail	520	44.71%	643	55.29%	1,163
Mail Ballot	0		0		0
Total	560	44.16%	708	55.84%	1,268
0011725					
Poll Place	79	50.00%	79	50.00%	158
Vote by Mail	402	49.75%	406	50.25%	808
Mail Ballot	0		0		0
Total	481	49.79%	485	50.21%	966
0011990					
Poll Place	84	47.73%	92	52.27%	176
Vote by Mail	252	51.32%	239	48.68%	491
Mail Ballot	0		0		0
Total	336	50.37%	331	49.63%	667

Precinct	Registered Voters
0011991	
Poll Place	876
Vote by Mail	876
Mail Ballot	876
Total	876
0012171	
Poll Place	945
Vote by Mail	945
Mail Ballot	945
Total	945
0012173	
Poll Place	667
Vote by Mail	667
Mail Ballot	667
Total	667
0012505	
Poll Place	1,106
Vote by Mail	1,106
Mail Ballot	1,106
Total	1,106
0012591	
Poll Place	1,253
Vote by Mail	1,253
Mail Ballot	1,253
Total	1,253
0012592	
Poll Place	1,136
Vote by Mail	1,136
Mail Ballot	1,136
Total	1,136

Precinct	Yes		No		Total Votes
0011991					
Poll Place	104	50.98%	100	49.02%	204
Vote by Mail	251	51.33%	238	48.67%	489
Mail Ballot	0		0		0
Total	355	51.23%	338	48.77%	693
0012171					
Poll Place	62	56.36%	48	43.64%	110
Vote by Mail	274	50.28%	271	49.72%	545
Mail Ballot	0		0		0
Total	336	51.30%	319	48.70%	655
0012173					
Poll Place	65	51.59%	61	48.41%	126
Vote by Mail	210	53.98%	179	46.02%	389
Mail Ballot	0		0		0
Total	275	53.40%	240	46.60%	515
0012505					
Poll Place	104	63.03%	61	36.97%	165
Vote by Mail	406	56.08%	318	43.92%	724
Mail Ballot	0		0		0
Total	510	57.37%	379	42.63%	889
0012591					
Poll Place	77	45.29%	93	54.71%	170
Vote by Mail	216	38.23%	349	61.77%	565
Mail Ballot	0		0		0
Total	293	39.86%	442	60.14%	735
0012592					
Poll Place	40	41.67%	56	58.33%	96
Vote by Mail	231	41.55%	325	58.45%	556
Mail Ballot	0		0		0
Total	271	41.56%	381	58.44%	652

Precinct	Registered Voters
0012593	
Poll Place	1,820
Vote by Mail	1,820
Mail Ballot	1,820
Total	1,820
0012620	
Poll Place	1,480
Vote by Mail	1,480
Mail Ballot	1,480
Total	1,480
0012622	
Poll Place	1,303
Vote by Mail	1,303
Mail Ballot	1,303
Total	1,303
0012623	
Poll Place	1,824
Vote by Mail	1,824
Mail Ballot	1,824
Total	1,824
0012650	
Poll Place	1,338
Vote by Mail	1,338
Mail Ballot	1,338
Total	1,338
0012670	
Poll Place	1,586
Vote by Mail	1,586
Mail Ballot	1,586
Total	1,586

Precinct	Yes		No		Total Votes
0012593					
Poll Place	79	40.93%	114	59.07%	193
Vote by Mail	376	40.43%	554	59.57%	930
Mail Ballot	0		0		0
Total	455	40.52%	668	59.48%	1,123
0012620					
Poll Place	91	54.82%	75	45.18%	166
Vote by Mail	464	52.49%	420	47.51%	884
Mail Ballot	0		0		0
Total	555	52.86%	495	47.14%	1,050
0012622					
Poll Place	67	52.76%	60	47.24%	127
Vote by Mail	479	56.62%	367	43.38%	846
Mail Ballot	0		0		0
Total	546	56.12%	427	43.88%	973
0012623					
Poll Place	158	54.11%	134	45.89%	292
Vote by Mail	563	53.16%	496	46.84%	1,059
Mail Ballot	0		0		0
Total	721	53.37%	630	46.63%	1,351
0012650					
Poll Place	92	65.71%	48	34.29%	140
Vote by Mail	603	64.15%	337	35.85%	940
Mail Ballot	0		0		0
Total	695	64.35%	385	35.65%	1,080
0012670					
Poll Place	128	56.64%	98	43.36%	226
Vote by Mail	591	60.80%	381	39.20%	972
Mail Ballot	0		0		0
Total	719	60.02%	479	39.98%	1,198

Precinct	Registered Voters
0012709	
Poll Place	1,124
Vote by Mail	1,124
Mail Ballot	1,124
Total	1,124
0012921	
Poll Place	1,809
Vote by Mail	1,809
Mail Ballot	1,809
Total	1,809
0012922	
Poll Place	863
Vote by Mail	863
Mail Ballot	863
Total	863
0012923	
Poll Place	933
Vote by Mail	933
Mail Ballot	933
Total	933
0012924	
Poll Place	1,620
Vote by Mail	1,620
Mail Ballot	1,620
Total	1,620
0012925	
Poll Place	1,566
Vote by Mail	1,566
Mail Ballot	1,566
Total	1,566

Precinct	Yes		No		Total Votes
0012709					
Poll Place	83	52.20%	76	47.80%	159
Vote by Mail	376	53.87%	322	46.13%	698
Mail Ballot	0		0		0
Total	459	53.56%	398	46.44%	857
0012921					
Poll Place	86	50.29%	85	49.71%	171
Vote by Mail	570	48.18%	613	51.82%	1,183
Mail Ballot	0		0		0
Total	656	48.45%	698	51.55%	1,354
0012922					
Poll Place	49	56.98%	37	43.02%	86
Vote by Mail	257	43.49%	334	56.51%	591
Mail Ballot	0		0		0
Total	306	45.20%	371	54.80%	677
0012923					
Poll Place	45	50.00%	45	50.00%	90
Vote by Mail	260	45.69%	309	54.31%	569
Mail Ballot	0		0		0
Total	305	46.28%	354	53.72%	659
0012924					
Poll Place	88	52.07%	81	47.93%	169
Vote by Mail	539	47.32%	600	52.68%	1,139
Mail Ballot	0		0		0
Total	627	47.94%	681	52.06%	1,308
0012925					
Poll Place	83	45.36%	100	54.64%	183
Vote by Mail	427	45.52%	511	54.48%	938
Mail Ballot	0		0		0
Total	510	45.50%	611	54.50%	1,121

Precinct	Registered Voters
0012927	
Poll Place	1,087
Vote by Mail	1,087
Mail Ballot	1,087
Total	1,087
0012928	
Poll Place	1,816
Vote by Mail	1,816
Mail Ballot	1,816
Total	1,816
0012929	
Poll Place	1,479
Vote by Mail	1,479
Mail Ballot	1,479
Total	1,479
0012933	
Poll Place	1,583
Vote by Mail	1,583
Mail Ballot	1,583
Total	1,583
0012934	
Poll Place	889
Vote by Mail	889
Mail Ballot	889
Total	889
0012935	
Poll Place	1,111
Vote by Mail	1,111
Mail Ballot	1,111
Total	1,111

Precinct	Yes		No		Total Votes
0012927					
Poll Place	68	44.16%	86	55.84%	154
Vote by Mail	323	46.47%	372	53.53%	695
Mail Ballot	0		0		0
Total	391	46.05%	458	53.95%	849
0012928					
Poll Place	79	49.07%	82	50.93%	161
Vote by Mail	504	43.45%	656	56.55%	1,160
Mail Ballot	0		0		0
Total	583	44.13%	738	55.87%	1,321
0012929					
Poll Place	80	50.31%	79	49.69%	159
Vote by Mail	444	45.17%	539	54.83%	983
Mail Ballot	0		0		0
Total	524	45.88%	618	54.12%	1,142
0012933					
Poll Place	99	56.90%	75	43.10%	174
Vote by Mail	586	51.31%	556	48.69%	1,142
Mail Ballot	0		0		0
Total	685	52.05%	631	47.95%	1,316
0012934					
Poll Place	62	50.82%	60	49.18%	122
Vote by Mail	249	47.07%	280	52.93%	529
Mail Ballot	0		0		0
Total	311	47.77%	340	52.23%	651
0012935					
Poll Place	50	54.95%	41	45.05%	91
Vote by Mail	405	49.57%	412	50.43%	817
Mail Ballot	0		0		0
Total	455	50.11%	453	49.89%	908

Precinct	Registered Voters
0012941	
Poll Place	1,522
Vote by Mail	1,522
Mail Ballot	1,522
Total	1,522
0012996	
Poll Place	838
Vote by Mail	838
Mail Ballot	838
Total	838
0013070	
Poll Place	937
Vote by Mail	937
Mail Ballot	937
Total	937
0013072	
Poll Place	742
Vote by Mail	742
Mail Ballot	742
Total	742
0013076	
Poll Place	478
Vote by Mail	478
Mail Ballot	478
Total	478
0013078	
Poll Place	760
Vote by Mail	760
Mail Ballot	760
Total	760

Precinct	Yes		No		Total Votes
0012941					
Poll Place	65	54.62%	54	45.38%	119
Vote by Mail	460	45.10%	560	54.90%	1,020
Mail Ballot	0		0		0
Total	525	46.09%	614	53.91%	1,139
0012996					
Poll Place	51	49.04%	53	50.96%	104
Vote by Mail	289	48.57%	306	51.43%	595
Mail Ballot	0		0		0
Total	340	48.64%	359	51.36%	699
0013070					
Poll Place	35	53.03%	31	46.97%	66
Vote by Mail	373	52.68%	335	47.32%	708
Mail Ballot	0		0		0
Total	408	52.71%	366	47.29%	774
0013072					
Poll Place	40	57.14%	30	42.86%	70
Vote by Mail	264	48.44%	281	51.56%	545
Mail Ballot	0		0		0
Total	304	49.43%	311	50.57%	615
0013076					
Poll Place	47	62.67%	28	37.33%	75
Vote by Mail	151	52.07%	139	47.93%	290
Mail Ballot	0		0		0
Total	198	54.25%	167	45.75%	365
0013078					
Poll Place	73	48.03%	79	51.97%	152
Vote by Mail	221	53.13%	195	46.88%	416
Mail Ballot	0		0		0
Total	294	51.76%	274	48.24%	568

Precinct	Registered Voters
0013100	
Poll Place	1,461
Vote by Mail	1,461
Mail Ballot	1,461
Total	1,461
0013107	
Poll Place	1,295
Vote by Mail	1,295
Mail Ballot	1,295
Total	1,295
0013110	
Poll Place	1,486
Vote by Mail	1,486
Mail Ballot	1,486
Total	1,486
0013120	
Poll Place	1,245
Vote by Mail	1,245
Mail Ballot	1,245
Total	1,245
0013129	
Poll Place	861
Vote by Mail	861
Mail Ballot	861
Total	861
0013194	
Poll Place	535
Vote by Mail	535
Mail Ballot	535
Total	535

Precinct	Yes		No		Total Votes
0013100					
Poll Place	87	61.27%	55	38.73%	142
Vote by Mail	406	50.75%	394	49.25%	800
Mail Ballot	0		0		0
Total	493	52.34%	449	47.66%	942
0013107					
Poll Place	59	47.58%	65	52.42%	124
Vote by Mail	260	40.63%	380	59.38%	640
Mail Ballot	0		0		0
Total	319	41.75%	445	58.25%	764
0013110					
Poll Place	90	50.00%	90	50.00%	180
Vote by Mail	402	48.20%	432	51.80%	834
Mail Ballot	0		0		0
Total	492	48.52%	522	51.48%	1,014
0013120					
Poll Place	71	47.02%	80	52.98%	151
Vote by Mail	350	50.36%	345	49.64%	695
Mail Ballot	0		0		0
Total	421	49.76%	425	50.24%	846
0013129					
Poll Place	45	48.39%	48	51.61%	93
Vote by Mail	198	42.31%	270	57.69%	468
Mail Ballot	0		0		0
Total	243	43.32%	318	56.68%	561
0013194					
Poll Place	39	61.90%	24	38.10%	63
Vote by Mail	162	47.51%	179	52.49%	341
Mail Ballot	0		0		0
Total	201	49.75%	203	50.25%	404

Precinct	Registered Voters
0015106	
Poll Place	1,590
Vote by Mail	1,590
Mail Ballot	1,590
Total	1,590
0015109	
Poll Place	976
Vote by Mail	976
Mail Ballot	976
Total	976
0015110	
Poll Place	881
Vote by Mail	881
Mail Ballot	881
Total	881
0015113	
Poll Place	1,121
Vote by Mail	1,121
Mail Ballot	1,121
Total	1,121
0015114	
Poll Place	797
Vote by Mail	797
Mail Ballot	797
Total	797
0015123	
Poll Place	1,080
Vote by Mail	1,080
Mail Ballot	1,080
Total	1,080

Precinct	Yes		No		Total Votes
0015106					
Poll Place	95	71.97%	37	28.03%	132
Vote by Mail	724	56.83%	550	43.17%	1,274
Mail Ballot	0		0		0
Total	819	58.25%	587	41.75%	1,406
0015109					
Poll Place	51	58.62%	36	41.38%	87
Vote by Mail	405	55.79%	321	44.21%	726
Mail Ballot	0		0		0
Total	456	56.09%	357	43.91%	813
0015110					
Poll Place	15	71.43%	6	28.57%	21
Vote by Mail	503	65.24%	268	34.76%	771
Mail Ballot	0		0		0
Total	518	65.40%	274	34.60%	792
0015113					
Poll Place	102	66.23%	52	33.77%	154
Vote by Mail	446	57.33%	332	42.67%	778
Mail Ballot	0		0		0
Total	548	58.80%	384	41.20%	932
0015114					
Poll Place	56	62.22%	34	37.78%	90
Vote by Mail	319	59.96%	213	40.04%	532
Mail Ballot	0		0		0
Total	375	60.29%	247	39.71%	622
0015123					
Poll Place	91	58.33%	65	41.67%	156
Vote by Mail	414	59.40%	283	40.60%	697
Mail Ballot	0		0		0
Total	505	59.20%	348	40.80%	853

Precinct	Registered Voters
0015124	
Poll Place	1,123
Vote by Mail	1,123
Mail Ballot	1,123
Total	1,123
0015132	
Poll Place	1,049
Vote by Mail	1,049
Mail Ballot	1,049
Total	1,049
0015133	
Poll Place	927
Vote by Mail	927
Mail Ballot	927
Total	927
0015135	
Poll Place	1,146
Vote by Mail	1,146
Mail Ballot	1,146
Total	1,146
0020121	
Poll Place	730
Vote by Mail	730
Mail Ballot	730
Total	730
0020232	
Poll Place	735
Vote by Mail	735
Mail Ballot	735
Total	735

Precinct	Yes		No		Total Votes
0015124					
Poll Place	83	71.55%	33	28.45%	116
Vote by Mail	483	60.38%	317	39.63%	800
Mail Ballot	0		0		0
Total	566	61.79%	350	38.21%	916
0015132					
Poll Place	38	49.35%	39	50.65%	77
Vote by Mail	429	52.25%	392	47.75%	821
Mail Ballot	0		0		0
Total	467	52.00%	431	48.00%	898
0015133					
Poll Place	86	61.43%	54	38.57%	140
Vote by Mail	357	56.94%	270	43.06%	627
Mail Ballot	0		0		0
Total	443	57.76%	324	42.24%	767
0015135					
Poll Place	66	55.46%	53	44.54%	119
Vote by Mail	387	50.92%	373	49.08%	760
Mail Ballot	0		0		0
Total	453	51.54%	426	48.46%	879
0020121					
Poll Place	60	39.74%	91	60.26%	151
Vote by Mail	153	42.38%	208	57.62%	361
Mail Ballot	0		0		0
Total	213	41.60%	299	58.40%	512
0020232					
Poll Place	38	49.35%	39	50.65%	77
Vote by Mail	136	35.88%	243	64.12%	379
Mail Ballot	0		0		0
Total	174	38.16%	282	61.84%	456

Precinct	Registered Voters
0020236	
Poll Place	1,561
Vote by Mail	1,561
Mail Ballot	1,561
Total	1,561
0020243	
Poll Place	1,601
Vote by Mail	1,601
Mail Ballot	1,601
Total	1,601
0020245	
Poll Place	1,507
Vote by Mail	1,507
Mail Ballot	1,507
Total	1,507
0020246	
Poll Place	1,070
Vote by Mail	1,070
Mail Ballot	1,070
Total	1,070
0020248	
Poll Place	631
Vote by Mail	631
Mail Ballot	631
Total	631
0020249	
Poll Place	893
Vote by Mail	893
Mail Ballot	893
Total	893

Precinct	Yes		No		Total Votes
0020236					
Poll Place	44	43.14%	58	56.86%	102
Vote by Mail	282	39.44%	433	60.56%	715
Mail Ballot	0		0		0
Total	326	39.90%	491	60.10%	817
0020243					
Poll Place	63	53.85%	54	46.15%	117
Vote by Mail	426	44.38%	534	55.63%	960
Mail Ballot	0		0		0
Total	489	45.40%	588	54.60%	1,077
0020245					
Poll Place	59	51.30%	56	48.70%	115
Vote by Mail	312	40.78%	453	59.22%	765
Mail Ballot	0		0		0
Total	371	42.16%	509	57.84%	880
0020246					
Poll Place	62	49.60%	63	50.40%	125
Vote by Mail	248	45.84%	293	54.16%	541
Mail Ballot	0		0		0
Total	310	46.55%	356	53.45%	666
0020248					
Poll Place	33	51.56%	31	48.44%	64
Vote by Mail	130	41.53%	183	58.47%	313
Mail Ballot	0		0		0
Total	163	43.24%	214	56.76%	377
0020249					
Poll Place	34	61.82%	21	38.18%	55
Vote by Mail	280	49.56%	285	50.44%	565
Mail Ballot	0		0		0
Total	314	50.65%	306	49.35%	620

Precinct	Registered Voters
0020253	
Poll Place	681
Vote by Mail	681
Mail Ballot	681
Total	681
0020254	
Poll Place	1,589
Vote by Mail	1,589
Mail Ballot	1,589
Total	1,589
0020256	
Poll Place	1,566
Vote by Mail	1,566
Mail Ballot	1,566
Total	1,566
0020257	
Poll Place	724
Vote by Mail	724
Mail Ballot	724
Total	724
0020260	
Poll Place	968
Vote by Mail	968
Mail Ballot	968
Total	968
0020262	
Poll Place	764
Vote by Mail	764
Mail Ballot	764
Total	764

Precinct	Yes		No		Total Votes
0020253					
Poll Place	33	43.42%	43	56.58%	76
Vote by Mail	165	48.10%	178	51.90%	343
Mail Ballot	0		0		0
Total	198	47.26%	221	52.74%	419
0020254					
Poll Place	85	47.22%	95	52.78%	180
Vote by Mail	384	45.28%	464	54.72%	848
Mail Ballot	0		0		0
Total	469	45.62%	559	54.38%	1,028
0020256					
Poll Place	75	54.35%	63	45.65%	138
Vote by Mail	451	44.48%	563	55.52%	1,014
Mail Ballot	0		0		0
Total	526	45.66%	626	54.34%	1,152
0020257					
Poll Place	40	47.62%	44	52.38%	84
Vote by Mail	166	42.89%	221	57.11%	387
Mail Ballot	0		0		0
Total	206	43.74%	265	56.26%	471
0020260					
Poll Place	37	45.68%	44	54.32%	81
Vote by Mail	233	41.98%	322	58.02%	555
Mail Ballot	0		0		0
Total	270	42.45%	366	57.55%	636
0020262					
Poll Place	53	50.96%	51	49.04%	104
Vote by Mail	208	43.33%	272	56.67%	480
Mail Ballot	0		0		0
Total	261	44.69%	323	55.31%	584

Precinct	Registered Voters
0020263	
Poll Place	889
Vote by Mail	889
Mail Ballot	889
Total	889
0020271	
Poll Place	1,447
Vote by Mail	1,447
Mail Ballot	1,447
Total	1,447
0020272	
Poll Place	1,459
Vote by Mail	1,459
Mail Ballot	1,459
Total	1,459
0020282	
Poll Place	1,210
Vote by Mail	1,210
Mail Ballot	1,210
Total	1,210
0020283	
Poll Place	2,570
Vote by Mail	2,570
Mail Ballot	2,570
Total	2,570
0020284	
Poll Place	908
Vote by Mail	908
Mail Ballot	908
Total	908

Precinct	Yes		No		Total Votes
0020263					
Poll Place	35	46.67%	40	53.33%	75
Vote by Mail	253	46.08%	296	53.92%	549
Mail Ballot	0		0		0
Total	288	46.15%	336	53.85%	624
0020271					
Poll Place	49	39.20%	76	60.80%	125
Vote by Mail	348	41.83%	484	58.17%	832
Mail Ballot	0		0		0
Total	397	41.48%	560	58.52%	957
0020272					
Poll Place	34	38.64%	54	61.36%	88
Vote by Mail	384	44.44%	480	55.56%	864
Mail Ballot	0		0		0
Total	418	43.91%	534	56.09%	952
0020282					
Poll Place	65	45.14%	79	54.86%	144
Vote by Mail	342	44.76%	422	55.24%	764
Mail Ballot	0		0		0
Total	407	44.82%	501	55.18%	908
0020283					
Poll Place	93	51.96%	86	48.04%	179
Vote by Mail	761	46.07%	891	53.93%	1,652
Mail Ballot	0		0		0
Total	854	46.64%	977	53.36%	1,831
0020284					
Poll Place	51	55.43%	41	44.57%	92
Vote by Mail	213	42.51%	288	57.49%	501
Mail Ballot	0		0		0
Total	264	44.52%	329	55.48%	593

Precinct	Registered Voters
0020286	
Poll Place	1,505
Vote by Mail	1,505
Mail Ballot	1,505
Total	1,505
0020288	
Poll Place	924
Vote by Mail	924
Mail Ballot	924
Total	924
0020289	
Poll Place	1,429
Vote by Mail	1,429
Mail Ballot	1,429
Total	1,429
0020294	
Poll Place	1,168
Vote by Mail	1,168
Mail Ballot	1,168
Total	1,168
0020298	
Poll Place	1,210
Vote by Mail	1,210
Mail Ballot	1,210
Total	1,210
0021143	
Poll Place	1,124
Vote by Mail	1,124
Mail Ballot	1,124
Total	1,124

Precinct	Yes		No		Total Votes
0020286					
Poll Place	67	54.92%	55	45.08%	122
Vote by Mail	418	43.77%	537	56.23%	955
Mail Ballot	0		0		0
Total	485	45.03%	592	54.97%	1,077
0020288					
Poll Place	33	42.86%	44	57.14%	77
Vote by Mail	203	45.72%	241	54.28%	444
Mail Ballot	0		0		0
Total	236	45.30%	285	54.70%	521
0020289					
Poll Place	55	47.83%	60	52.17%	115
Vote by Mail	335	43.39%	437	56.61%	772
Mail Ballot	0		0		0
Total	390	43.97%	497	56.03%	887
0020294					
Poll Place	58	54.21%	49	45.79%	107
Vote by Mail	306	41.07%	439	58.93%	745
Mail Ballot	0		0		0
Total	364	42.72%	488	57.28%	852
0020298					
Poll Place	46	54.76%	38	45.24%	84
Vote by Mail	314	41.92%	435	58.08%	749
Mail Ballot	0		0		0
Total	360	43.22%	473	56.78%	833
0021143					
Poll Place	103	60.95%	66	39.05%	169
Vote by Mail	403	51.08%	386	48.92%	789
Mail Ballot	0		0		0
Total	506	52.82%	452	47.18%	958

Precinct	Registered Voters
0021144	
Poll Place	983
Vote by Mail	983
Mail Ballot	983
Total	983
0021145	
Poll Place	1,444
Vote by Mail	1,444
Mail Ballot	1,444
Total	1,444
0021148	
Poll Place	852
Vote by Mail	852
Mail Ballot	852
Total	852
0021275	
Poll Place	1,627
Vote by Mail	1,627
Mail Ballot	1,627
Total	1,627
0021280	
Poll Place	920
Vote by Mail	920
Mail Ballot	920
Total	920
0021281	
Poll Place	1,139
Vote by Mail	1,139
Mail Ballot	1,139
Total	1,139

Precinct	Yes		No		Total Votes
0021144					
Poll Place	63	54.31%	53	45.69%	116
Vote by Mail	358	50.35%	353	49.65%	711
Mail Ballot	0		0		0
Total	421	50.91%	406	49.09%	827
0021145					
Poll Place	114	60.00%	76	40.00%	190
Vote by Mail	584	54.63%	485	45.37%	1,069
Mail Ballot	0		0		0
Total	698	55.44%	561	44.56%	1,259
0021148					
Poll Place	91	72.22%	35	27.78%	126
Vote by Mail	333	54.95%	273	45.05%	606
Mail Ballot	0		0		0
Total	424	57.92%	308	42.08%	732
0021275					
Poll Place	71	44.10%	90	55.90%	161
Vote by Mail	383	42.79%	512	57.21%	895
Mail Ballot	0		0		0
Total	454	42.99%	602	57.01%	1,056
0021280					
Poll Place	51	47.22%	57	52.78%	108
Vote by Mail	224	45.71%	266	54.29%	490
Mail Ballot	0		0		0
Total	275	45.99%	323	54.01%	598
0021281					
Poll Place	60	41.67%	84	58.33%	144
Vote by Mail	302	42.90%	402	57.10%	704
Mail Ballot	0		0		0
Total	362	42.69%	486	57.31%	848

Precinct	Registered Voters
0021282	
Poll Place	1,118
Vote by Mail	1,118
Mail Ballot	1,118
Total	1,118
0021283	
Poll Place	1,561
Vote by Mail	1,561
Mail Ballot	1,561
Total	1,561
0021511	
Poll Place	382
Vote by Mail	382
Mail Ballot	382
Total	382
0021512	
Poll Place	1,090
Vote by Mail	1,090
Mail Ballot	1,090
Total	1,090
0021513	
Poll Place	262
Vote by Mail	262
Mail Ballot	262
Total	262
0021660	
Poll Place	351
Vote by Mail	351
Mail Ballot	351
Total	351

Precinct	Yes		No		Total Votes
0021282					
Poll Place	79	48.47%	84	51.53%	163
Vote by Mail	309	49.05%	321	50.95%	630
Mail Ballot	0		0		0
Total	388	48.93%	405	51.07%	793
0021283					
Poll Place	94	45.41%	113	54.59%	207
Vote by Mail	364	42.03%	502	57.97%	866
Mail Ballot	0		0		0
Total	458	42.68%	615	57.32%	1,073
0021511					
Poll Place	25	59.52%	17	40.48%	42
Vote by Mail	190	66.20%	97	33.80%	287
Mail Ballot	0		0		0
Total	215	65.35%	114	34.65%	329
0021512					
Poll Place	68	56.67%	52	43.33%	120
Vote by Mail	493	59.04%	342	40.96%	835
Mail Ballot	0		0		0
Total	561	58.74%	394	41.26%	955
0021513					
Poll Place	20	86.96%	3	13.04%	23
Vote by Mail	111	55.22%	90	44.78%	201
Mail Ballot	0		0		0
Total	131	58.48%	93	41.52%	224
0021660					
Poll Place	40	47.06%	45	52.94%	85
Vote by Mail	96	50.26%	95	49.74%	191
Mail Ballot	0		0		0
Total	136	49.28%	140	50.72%	276

Precinct	Registered Voters
0021710	
Poll Place	540
Vote by Mail	540
Mail Ballot	540
Total	540
0021781	
Poll Place	583
Vote by Mail	583
Mail Ballot	583
Total	583
0021885	
Poll Place	876
Vote by Mail	876
Mail Ballot	876
Total	876
0021886	
Poll Place	1,008
Vote by Mail	1,008
Mail Ballot	1,008
Total	1,008
0021888	
Poll Place	1,381
Vote by Mail	1,381
Mail Ballot	1,381
Total	1,381
0021889	
Poll Place	1,513
Vote by Mail	1,513
Mail Ballot	1,513
Total	1,513

Precinct	Yes		No		Total Votes
0021710					
Poll Place	40	43.01%	53	56.99%	93
Vote by Mail	120	40.40%	177	59.60%	297
Mail Ballot	0		0		0
Total	160	41.03%	230	58.97%	390
0021781					
Poll Place	63	52.07%	58	47.93%	121
Vote by Mail	216	58.06%	156	41.94%	372
Mail Ballot	0		0		0
Total	279	56.59%	214	43.41%	493
0021885					
Poll Place	87	66.41%	44	33.59%	131
Vote by Mail	334	57.89%	243	42.11%	577
Mail Ballot	0		0		0
Total	421	59.46%	287	40.54%	708
0021886					
Poll Place	46	61.33%	29	38.67%	75
Vote by Mail	315	48.84%	330	51.16%	645
Mail Ballot	0		0		0
Total	361	50.14%	359	49.86%	720
0021888					
Poll Place	93	62.00%	57	38.00%	150
Vote by Mail	603	58.20%	433	41.80%	1,036
Mail Ballot	0		0		0
Total	696	58.68%	490	41.32%	1,186
0021889					
Poll Place	89	55.97%	70	44.03%	159
Vote by Mail	598	55.06%	488	44.94%	1,086
Mail Ballot	0		0		0
Total	687	55.18%	558	44.82%	1,245

Precinct	Registered Voters
0021894	
Poll Place	1,067
Vote by Mail	1,067
Mail Ballot	1,067
Total	1,067
0022003	
Poll Place	856
Vote by Mail	856
Mail Ballot	856
Total	856
0022004	
Poll Place	867
Vote by Mail	867
Mail Ballot	867
Total	867
0022005	
Poll Place	1,026
Vote by Mail	1,026
Mail Ballot	1,026
Total	1,026
0022006	
Poll Place	1,648
Vote by Mail	1,648
Mail Ballot	1,648
Total	1,648
0022008	
Poll Place	1,461
Vote by Mail	1,461
Mail Ballot	1,461
Total	1,461

Precinct	Yes		No		Total Votes
0021894					
Poll Place	87	54.38%	73	45.63%	160
Vote by Mail	393	56.47%	303	43.53%	696
Mail Ballot	0		0		0
Total	480	56.07%	376	43.93%	856
0022003					
Poll Place	37	44.58%	46	55.42%	83
Vote by Mail	176	39.29%	272	60.71%	448
Mail Ballot	0		0		0
Total	213	40.11%	318	59.89%	531
0022004					
Poll Place	26	48.15%	28	51.85%	54
Vote by Mail	226	47.28%	252	52.72%	478
Mail Ballot	0		0		0
Total	252	47.37%	280	52.63%	532
0022005					
Poll Place	40	46.51%	46	53.49%	86
Vote by Mail	165	34.59%	312	65.41%	477
Mail Ballot	0		0		0
Total	205	36.41%	358	63.59%	563
0022006					
Poll Place	61	53.04%	54	46.96%	115
Vote by Mail	394	42.92%	524	57.08%	918
Mail Ballot	0		0		0
Total	455	44.05%	578	55.95%	1,033
0022008					
Poll Place	45	45.92%	53	54.08%	98
Vote by Mail	370	44.47%	462	55.53%	832
Mail Ballot	0		0		0
Total	415	44.62%	515	55.38%	930

Precinct	Registered Voters
0022018	
Poll Place	1,880
Vote by Mail	1,880
Mail Ballot	1,880
Total	1,880
0022030	
Poll Place	1,776
Vote by Mail	1,776
Mail Ballot	1,776
Total	1,776
0022033	
Poll Place	1,204
Vote by Mail	1,204
Mail Ballot	1,204
Total	1,204
0022037	
Poll Place	1,726
Vote by Mail	1,726
Mail Ballot	1,726
Total	1,726
0022450	
Poll Place	1,586
Vote by Mail	1,586
Mail Ballot	1,586
Total	1,586
0022480	
Poll Place	1,258
Vote by Mail	1,258
Mail Ballot	1,258
Total	1,258

Precinct	Yes		No		Total Votes
0022018					
Poll Place	99	53.51%	86	46.49%	185
Vote by Mail	596	49.22%	615	50.78%	1,211
Mail Ballot	0		0		0
Total	695	49.79%	701	50.21%	1,396
0022030					
Poll Place	62	50.41%	61	49.59%	123
Vote by Mail	462	42.82%	617	57.18%	1,079
Mail Ballot	0		0		0
Total	524	43.59%	678	56.41%	1,202
0022033					
Poll Place	57	60.00%	38	40.00%	95
Vote by Mail	306	42.21%	419	57.79%	725
Mail Ballot	0		0		0
Total	363	44.27%	457	55.73%	820
0022037					
Poll Place	87	48.60%	92	51.40%	179
Vote by Mail	499	46.29%	579	53.71%	1,078
Mail Ballot	0		0		0
Total	586	46.62%	671	53.38%	1,257
0022450					
Poll Place	99	45.83%	117	54.17%	216
Vote by Mail	349	46.85%	396	53.15%	745
Mail Ballot	0		0		0
Total	448	46.62%	513	53.38%	961
0022480					
Poll Place	95	60.90%	61	39.10%	156
Vote by Mail	409	51.51%	385	48.49%	794
Mail Ballot	0		0		0
Total	504	53.05%	446	46.95%	950

Precinct	Registered Voters
0023020	
Poll Place	1,053
Vote by Mail	1,053
Mail Ballot	1,053
Total	1,053
0023021	
Poll Place	1,557
Vote by Mail	1,557
Mail Ballot	1,557
Total	1,557
0023023	
Poll Place	1,235
Vote by Mail	1,235
Mail Ballot	1,235
Total	1,235
0023025	
Poll Place	1,159
Vote by Mail	1,159
Mail Ballot	1,159
Total	1,159
0023030	
Poll Place	1,411
Vote by Mail	1,411
Mail Ballot	1,411
Total	1,411
0023031	
Poll Place	918
Vote by Mail	918
Mail Ballot	918
Total	918

Precinct	Yes		No		Total Votes
0023020					
Poll Place	49	40.83%	71	59.17%	120
Vote by Mail	303	48.10%	327	51.90%	630
Mail Ballot	0		0		0
Total	352	46.93%	398	53.07%	750
0023021					
Poll Place	112	56.28%	87	43.72%	199
Vote by Mail	435	51.30%	413	48.70%	848
Mail Ballot	0		0		0
Total	547	52.24%	500	47.76%	1,047
0023023					
Poll Place	60	50.85%	58	49.15%	118
Vote by Mail	409	49.58%	416	50.42%	825
Mail Ballot	0		0		0
Total	469	49.73%	474	50.27%	943
0023025					
Poll Place	100	56.50%	77	43.50%	177
Vote by Mail	339	46.12%	396	53.88%	735
Mail Ballot	0		0		0
Total	439	48.14%	473	51.86%	912
0023030					
Poll Place	81	41.75%	113	58.25%	194
Vote by Mail	315	46.81%	358	53.19%	673
Mail Ballot	0		0		0
Total	396	45.67%	471	54.33%	867
0023031					
Poll Place	80	46.78%	91	53.22%	171
Vote by Mail	252	43.22%	331	56.78%	583
Mail Ballot	0		0		0
Total	332	44.03%	422	55.97%	754

Precinct	Registered Voters
0023035	
Poll Place	1,205
Vote by Mail	1,205
Mail Ballot	1,205
Total	1,205
0023211	
Poll Place	1,114
Vote by Mail	1,114
Mail Ballot	1,114
Total	1,114
0023212	
Poll Place	833
Vote by Mail	833
Mail Ballot	833
Total	833
0023239	
Poll Place	389
Vote by Mail	389
Mail Ballot	389
Total	389
0023240	
Poll Place	789
Vote by Mail	789
Mail Ballot	789
Total	789
0023241	
Poll Place	685
Vote by Mail	685
Mail Ballot	685
Total	685

Precinct	Yes		No		Total Votes
0023035					
Poll Place	88	52.69%	79	47.31%	167
Vote by Mail	349	46.04%	409	53.96%	758
Mail Ballot	0		0		0
Total	437	47.24%	488	52.76%	925
0023211					
Poll Place	120	63.83%	68	36.17%	188
Vote by Mail	455	58.94%	317	41.06%	772
Mail Ballot	0		0		0
Total	575	59.90%	385	40.10%	960
0023212					
Poll Place	76	63.33%	44	36.67%	120
Vote by Mail	305	51.61%	286	48.39%	591
Mail Ballot	0		0		0
Total	381	53.59%	330	46.41%	711
0023239					
Poll Place	31	50.82%	30	49.18%	61
Vote by Mail	76	36.71%	131	63.29%	207
Mail Ballot	0		0		0
Total	107	39.93%	161	60.07%	268
0023240					
Poll Place	43	47.78%	47	52.22%	90
Vote by Mail	179	45.66%	213	54.34%	392
Mail Ballot	0		0		0
Total	222	46.06%	260	53.94%	482
0023241					
Poll Place	20	36.36%	35	63.64%	55
Vote by Mail	150	38.86%	236	61.14%	386
Mail Ballot	0		0		0
Total	170	38.55%	271	61.45%	441

Precinct	Registered Voters
0023401	
Poll Place	832
Vote by Mail	832
Mail Ballot	832
Total	832
0023402	
Poll Place	1,164
Vote by Mail	1,164
Mail Ballot	1,164
Total	1,164
0023404	
Poll Place	1,317
Vote by Mail	1,317
Mail Ballot	1,317
Total	1,317
0023406	
Poll Place	1,010
Vote by Mail	1,010
Mail Ballot	1,010
Total	1,010
0023450	
Poll Place	933
Vote by Mail	933
Mail Ballot	933
Total	933
0023451	
Poll Place	380
Vote by Mail	380
Mail Ballot	380
Total	380

Precinct	Yes		No		Total Votes
0023401					
Poll Place	69	62.73%	41	37.27%	110
Vote by Mail	257	50.00%	257	50.00%	514
Mail Ballot	0		0		0
Total	326	52.24%	298	47.76%	624
0023402					
Poll Place	98	64.90%	53	35.10%	151
Vote by Mail	407	53.13%	359	46.87%	766
Mail Ballot	0		0		0
Total	505	55.07%	412	44.93%	917
0023404					
Poll Place	95	69.34%	42	30.66%	137
Vote by Mail	504	54.14%	427	45.86%	931
Mail Ballot	0		0		0
Total	599	56.09%	469	43.91%	1,068
0023406					
Poll Place	44	49.44%	45	50.56%	89
Vote by Mail	266	45.08%	324	54.92%	590
Mail Ballot	0		0		0
Total	310	45.66%	369	54.34%	679
0023450					
Poll Place	85	53.13%	75	46.88%	160
Vote by Mail	329	57.02%	248	42.98%	577
Mail Ballot	0		0		0
Total	414	56.17%	323	43.83%	737
0023451					
Poll Place	27	56.25%	21	43.75%	48
Vote by Mail	121	51.71%	113	48.29%	234
Mail Ballot	0		0		0
Total	148	52.48%	134	47.52%	282

Precinct	Registered Voters
0023452	
Poll Place	854
Vote by Mail	854
Mail Ballot	854
Total	854
0025270	
Poll Place	996
Vote by Mail	996
Mail Ballot	996
Total	996
0025271	
Poll Place	933
Vote by Mail	933
Mail Ballot	933
Total	933
0025272	
Poll Place	1,098
Vote by Mail	1,098
Mail Ballot	1,098
Total	1,098
0025289	
Poll Place	1,010
Vote by Mail	1,010
Mail Ballot	1,010
Total	1,010
0030040	
Poll Place	1,257
Vote by Mail	1,257
Mail Ballot	1,257
Total	1,257

Precinct	Yes		No		Total Votes
0023452					
Poll Place	62	51.67%	58	48.33%	120
Vote by Mail	223	44.25%	281	55.75%	504
Mail Ballot	0		0		0
Total	285	45.67%	339	54.33%	624
0025270					
Poll Place	57	48.31%	61	51.69%	118
Vote by Mail	277	46.63%	317	53.37%	594
Mail Ballot	0		0		0
Total	334	46.91%	378	53.09%	712
0025271					
Poll Place	29	52.73%	26	47.27%	55
Vote by Mail	269	46.62%	308	53.38%	577
Mail Ballot	0		0		0
Total	298	47.15%	334	52.85%	632
0025272					
Poll Place	32	39.51%	49	60.49%	81
Vote by Mail	274	40.47%	403	59.53%	677
Mail Ballot	0		0		0
Total	306	40.37%	452	59.63%	758
0025289					
Poll Place	55	51.40%	52	48.60%	107
Vote by Mail	251	47.81%	274	52.19%	525
Mail Ballot	0		0		0
Total	306	48.42%	326	51.58%	632
0030040					
Poll Place	77	48.43%	82	51.57%	159
Vote by Mail	329	48.96%	343	51.04%	672
Mail Ballot	0		0		0
Total	406	48.86%	425	51.14%	831

Precinct	Registered Voters
0030060	
Poll Place	963
Vote by Mail	963
Mail Ballot	963
Total	963
0030150	
Poll Place	1,559
Vote by Mail	1,559
Mail Ballot	1,559
Total	1,559
0030170	
Poll Place	1,212
Vote by Mail	1,212
Mail Ballot	1,212
Total	1,212
0030302	
Poll Place	1,062
Vote by Mail	1,062
Mail Ballot	1,062
Total	1,062
0030304	
Poll Place	1,440
Vote by Mail	1,440
Mail Ballot	1,440
Total	1,440
0030308	
Poll Place	1,441
Vote by Mail	1,441
Mail Ballot	1,441
Total	1,441

Precinct	Yes		No		Total Votes
0030060					
Poll Place	67	47.18%	75	52.82%	142
Vote by Mail	278	52.26%	254	47.74%	532
Mail Ballot	0		0		0
Total	345	51.19%	329	48.81%	674
0030150					
Poll Place	67	44.67%	83	55.33%	150
Vote by Mail	320	49.08%	332	50.92%	652
Mail Ballot	0		0		0
Total	387	48.25%	415	51.75%	802
0030170					
Poll Place	72	55.81%	57	44.19%	129
Vote by Mail	280	52.04%	258	47.96%	538
Mail Ballot	0		0		0
Total	352	52.77%	315	47.23%	667
0030302					
Poll Place	69	55.65%	55	44.35%	124
Vote by Mail	255	44.35%	320	55.65%	575
Mail Ballot	0		0		0
Total	324	46.35%	375	53.65%	699
0030304					
Poll Place	39	44.32%	49	55.68%	88
Vote by Mail	415	46.11%	485	53.89%	900
Mail Ballot	0		0		0
Total	454	45.95%	534	54.05%	988
0030308					
Poll Place	48	51.61%	45	48.39%	93
Vote by Mail	394	47.02%	444	52.98%	838
Mail Ballot	0		0		0
Total	442	47.48%	489	52.52%	931

Precinct	Registered Voters
0030312	
Poll Place	1,132
Vote by Mail	1,132
Mail Ballot	1,132
Total	1,132
0030314	
Poll Place	1,121
Vote by Mail	1,121
Mail Ballot	1,121
Total	1,121
0030316	
Poll Place	964
Vote by Mail	964
Mail Ballot	964
Total	964
0030317	
Poll Place	514
Vote by Mail	514
Mail Ballot	514
Total	514
0030318	
Poll Place	1,425
Vote by Mail	1,425
Mail Ballot	1,425
Total	1,425
0030321	
Poll Place	774
Vote by Mail	774
Mail Ballot	774
Total	774

Precinct	Yes		No		Total Votes
0030312					
Poll Place	92	61.33%	58	38.67%	150
Vote by Mail	333	47.23%	372	52.77%	705
Mail Ballot	0		0		0
Total	425	49.71%	430	50.29%	855
0030314					
Poll Place	37	46.84%	42	53.16%	79
Vote by Mail	293	46.00%	344	54.00%	637
Mail Ballot	0		0		0
Total	330	46.09%	386	53.91%	716
0030316					
Poll Place	62	56.36%	48	43.64%	110
Vote by Mail	312	55.03%	255	44.97%	567
Mail Ballot	0		0		0
Total	374	55.24%	303	44.76%	677
0030317					
Poll Place	25	52.08%	23	47.92%	48
Vote by Mail	148	48.84%	155	51.16%	303
Mail Ballot	0		0		0
Total	173	49.29%	178	50.71%	351
0030318					
Poll Place	78	56.93%	59	43.07%	137
Vote by Mail	379	44.96%	464	55.04%	843
Mail Ballot	0		0		0
Total	457	46.63%	523	53.37%	980
0030321					
Poll Place	34	53.97%	29	46.03%	63
Vote by Mail	292	51.59%	274	48.41%	566
Mail Ballot	0		0		0
Total	326	51.83%	303	48.17%	629

Precinct	Registered Voters
0030322	
Poll Place	1,248
Vote by Mail	1,248
Mail Ballot	1,248
Total	1,248
0030325	
Poll Place	839
Vote by Mail	839
Mail Ballot	839
Total	839
0030332	
Poll Place	482
Vote by Mail	482
Mail Ballot	482
Total	482
0030337	
Poll Place	1,216
Vote by Mail	1,216
Mail Ballot	1,216
Total	1,216
0030338	
Poll Place	1,006
Vote by Mail	1,006
Mail Ballot	1,006
Total	1,006
0030339	
Poll Place	1,556
Vote by Mail	1,556
Mail Ballot	1,556
Total	1,556

Precinct	Yes		No		Total Votes
0030322					
Poll Place	77	54.61%	64	45.39%	141
Vote by Mail	417	50.79%	404	49.21%	821
Mail Ballot	0		0		0
Total	494	51.35%	468	48.65%	962
0030325					
Poll Place	34	55.74%	27	44.26%	61
Vote by Mail	257	50.29%	254	49.71%	511
Mail Ballot	0		0		0
Total	291	50.87%	281	49.13%	572
0030332					
Poll Place	17	51.52%	16	48.48%	33
Vote by Mail	84	46.15%	98	53.85%	182
Mail Ballot	0		0		0
Total	101	46.98%	114	53.02%	215
0030337					
Poll Place	67	62.04%	41	37.96%	108
Vote by Mail	417	51.29%	396	48.71%	813
Mail Ballot	0		0		0
Total	484	52.55%	437	47.45%	921
0030338					
Poll Place	81	60.45%	53	39.55%	134
Vote by Mail	351	53.75%	302	46.25%	653
Mail Ballot	0		0		0
Total	432	54.89%	355	45.11%	787
0030339					
Poll Place	109	56.77%	83	43.23%	192
Vote by Mail	467	49.26%	481	50.74%	948
Mail Ballot	0		0		0
Total	576	50.53%	564	49.47%	1,140

Precinct	Registered Voters
0030348	
Poll Place	931
Vote by Mail	931
Mail Ballot	931
Total	931
0030351	
Poll Place	1,528
Vote by Mail	1,528
Mail Ballot	1,528
Total	1,528
0030352	
Poll Place	1,029
Vote by Mail	1,029
Mail Ballot	1,029
Total	1,029
0030354	
Poll Place	696
Vote by Mail	696
Mail Ballot	696
Total	696
0030364	
Poll Place	929
Vote by Mail	929
Mail Ballot	929
Total	929
0030367	
Poll Place	1,526
Vote by Mail	1,526
Mail Ballot	1,526
Total	1,526

Precinct	Yes		No		Total Votes
0030348					
Poll Place	36	40.00%	54	60.00%	90
Vote by Mail	284	47.97%	308	52.03%	592
Mail Ballot	0		0		0
Total	320	46.92%	362	53.08%	682
0030351					
Poll Place	61	44.85%	75	55.15%	136
Vote by Mail	339	39.56%	518	60.44%	857
Mail Ballot	0		0		0
Total	400	40.28%	593	59.72%	993
0030352					
Poll Place	53	41.41%	75	58.59%	128
Vote by Mail	348	49.22%	359	50.78%	707
Mail Ballot	0		0		0
Total	401	48.02%	434	51.98%	835
0030354					
Poll Place	70	56.45%	54	43.55%	124
Vote by Mail	238	54.59%	198	45.41%	436
Mail Ballot	0		0		0
Total	308	55.00%	252	45.00%	560
0030364					
Poll Place	87	62.59%	52	37.41%	139
Vote by Mail	271	48.48%	288	51.52%	559
Mail Ballot	0		0		0
Total	358	51.29%	340	48.71%	698
0030367					
Poll Place	62	52.10%	57	47.90%	119
Vote by Mail	519	52.11%	477	47.89%	996
Mail Ballot	0		0		0
Total	581	52.11%	534	47.89%	1,115

Precinct	Registered Voters
0030370	
Poll Place	452
Vote by Mail	452
Mail Ballot	452
Total	452
0030374	
Poll Place	999
Vote by Mail	999
Mail Ballot	999
Total	999
0030385	
Poll Place	714
Vote by Mail	714
Mail Ballot	714
Total	714
0030386	
Poll Place	1,185
Vote by Mail	1,185
Mail Ballot	1,185
Total	1,185
0030387	
Poll Place	1,140
Vote by Mail	1,140
Mail Ballot	1,140
Total	1,140
0030389	
Poll Place	732
Vote by Mail	732
Mail Ballot	732
Total	732

Precinct	Yes		No		Total Votes
0030370					
Poll Place	21	51.22%	20	48.78%	41
Vote by Mail	123	45.72%	146	54.28%	269
Mail Ballot	0		0		0
Total	144	46.45%	166	53.55%	310
0030374					
Poll Place	67	58.26%	48	41.74%	115
Vote by Mail	279	44.93%	342	55.07%	621
Mail Ballot	0		0		0
Total	346	47.01%	390	52.99%	736
0030385					
Poll Place	34	52.31%	31	47.69%	65
Vote by Mail	283	54.11%	240	45.89%	523
Mail Ballot	0		0		0
Total	317	53.91%	271	46.09%	588
0030386					
Poll Place	72	59.50%	49	40.50%	121
Vote by Mail	459	57.16%	344	42.84%	803
Mail Ballot	0		0		0
Total	531	57.47%	393	42.53%	924
0030387					
Poll Place	94	59.87%	63	40.13%	157
Vote by Mail	482	59.21%	332	40.79%	814
Mail Ballot	0		0		0
Total	576	59.32%	395	40.68%	971
0030389					
Poll Place	37	52.86%	33	47.14%	70
Vote by Mail	265	51.76%	247	48.24%	512
Mail Ballot	0		0		0
Total	302	51.89%	280	48.11%	582

Precinct	Registered Voters
0030390	
Poll Place	1,320
Vote by Mail	1,320
Mail Ballot	1,320
Total	1,320
0030393	
Poll Place	856
Vote by Mail	856
Mail Ballot	856
Total	856
0030396	
Poll Place	812
Vote by Mail	812
Mail Ballot	812
Total	812
0030399	
Poll Place	1,198
Vote by Mail	1,198
Mail Ballot	1,198
Total	1,198
0031478	
Poll Place	593
Vote by Mail	593
Mail Ballot	593
Total	593
0031641	
Poll Place	610
Vote by Mail	610
Mail Ballot	610
Total	610

Precinct	Yes		No		Total Votes
0030390					
Poll Place	112	67.07%	55	32.93%	167
Vote by Mail	566	59.45%	386	40.55%	952
Mail Ballot	0		0		0
Total	678	60.59%	441	39.41%	1,119
0030393					
Poll Place	50	55.56%	40	44.44%	90
Vote by Mail	402	63.61%	230	36.39%	632
Mail Ballot	0		0		0
Total	452	62.60%	270	37.40%	722
0030396					
Poll Place	68	60.71%	44	39.29%	112
Vote by Mail	307	56.23%	239	43.77%	546
Mail Ballot	0		0		0
Total	375	56.99%	283	43.01%	658
0030399					
Poll Place	46	44.66%	57	55.34%	103
Vote by Mail	188	38.13%	305	61.87%	493
Mail Ballot	0		0		0
Total	234	39.26%	362	60.74%	596
0031478					
Poll Place	33	43.42%	43	56.58%	76
Vote by Mail	154	43.38%	201	56.62%	355
Mail Ballot	0		0		0
Total	187	43.39%	244	56.61%	431
0031641					
Poll Place	28	45.90%	33	54.10%	61
Vote by Mail	92	40.35%	136	59.65%	228
Mail Ballot	0		0		0
Total	120	41.52%	169	58.48%	289

Precinct	Registered Voters
0031642	
Poll Place	797
Vote by Mail	797
Mail Ballot	797
Total	797
0031772	
Poll Place	1,163
Vote by Mail	1,163
Mail Ballot	1,163
Total	1,163
0031935	
Poll Place	868
Vote by Mail	868
Mail Ballot	868
Total	868
0031950	
Poll Place	707
Vote by Mail	707
Mail Ballot	707
Total	707
0031953	
Poll Place	1,390
Vote by Mail	1,390
Mail Ballot	1,390
Total	1,390
0031960	
Poll Place	1,287
Vote by Mail	1,287
Mail Ballot	1,287
Total	1,287

Precinct	Yes		No		Total Votes
0031642					
Poll Place	20	33.33%	40	66.67%	60
Vote by Mail	140	44.16%	177	55.84%	317
Mail Ballot	0		0		0
Total	160	42.44%	217	57.56%	377
0031772					
Poll Place	83	54.61%	69	45.39%	152
Vote by Mail	261	48.88%	273	51.12%	534
Mail Ballot	0		0		0
Total	344	50.15%	342	49.85%	686
0031935					
Poll Place	45	54.22%	38	45.78%	83
Vote by Mail	225	48.70%	237	51.30%	462
Mail Ballot	0		0		0
Total	270	49.54%	275	50.46%	545
0031950					
Poll Place	41	43.16%	54	56.84%	95
Vote by Mail	161	47.21%	180	52.79%	341
Mail Ballot	0		0		0
Total	202	46.33%	234	53.67%	436
0031953					
Poll Place	46	38.66%	73	61.34%	119
Vote by Mail	287	41.24%	409	58.76%	696
Mail Ballot	0		0		0
Total	333	40.86%	482	59.14%	815
0031960					
Poll Place	43	50.59%	42	49.41%	85
Vote by Mail	323	42.00%	446	58.00%	769
Mail Ballot	0		0		0
Total	366	42.86%	488	57.14%	854

Precinct	Registered Voters
0032170	
Poll Place	932
Vote by Mail	932
Mail Ballot	932
Total	932
0032214	
Poll Place	651
Vote by Mail	651
Mail Ballot	651
Total	651
0032240	
Poll Place	847
Vote by Mail	847
Mail Ballot	847
Total	847
0032310	
Poll Place	1,021
Vote by Mail	1,021
Mail Ballot	1,021
Total	1,021
0032330	
Poll Place	584
Vote by Mail	584
Mail Ballot	584
Total	584
0032340	
Poll Place	596
Vote by Mail	596
Mail Ballot	596
Total	596

Precinct	Yes		No		Total Votes
0032170					
Poll Place	59	49.17%	61	50.83%	120
Vote by Mail	278	48.35%	297	51.65%	575
Mail Ballot	0		0		0
Total	337	48.49%	358	51.51%	695
0032214					
Poll Place	27	52.94%	24	47.06%	51
Vote by Mail	210	51.09%	201	48.91%	411
Mail Ballot	0		0		0
Total	237	51.30%	225	48.70%	462
0032240					
Poll Place	26	63.41%	15	36.59%	41
Vote by Mail	215	48.21%	231	51.79%	446
Mail Ballot	0		0		0
Total	241	49.49%	246	50.51%	487
0032310					
Poll Place	37	48.68%	39	51.32%	76
Vote by Mail	255	43.07%	337	56.93%	592
Mail Ballot	0		0		0
Total	292	43.71%	376	56.29%	668
0032330					
Poll Place	18	66.67%	9	33.33%	27
Vote by Mail	218	50.93%	210	49.07%	428
Mail Ballot	0		0		0
Total	236	51.87%	219	48.13%	455
0032340					
Poll Place	20	54.05%	17	45.95%	37
Vote by Mail	264	58.93%	184	41.07%	448
Mail Ballot	0		0		0
Total	284	58.56%	201	41.44%	485

Precinct	Registered Voters
0032360	
Poll Place	1,173
Vote by Mail	1,173
Mail Ballot	1,173
Total	1,173
0032370	
Poll Place	750
Vote by Mail	750
Mail Ballot	750
Total	750
0032380	
Poll Place	629
Vote by Mail	629
Mail Ballot	629
Total	629
0032441	
Poll Place	1,140
Vote by Mail	1,140
Mail Ballot	1,140
Total	1,140
0032531	
Poll Place	1,320
Vote by Mail	1,320
Mail Ballot	1,320
Total	1,320
0032532	
Poll Place	995
Vote by Mail	995
Mail Ballot	995
Total	995

Precinct	Yes		No		Total Votes
0032360					
Poll Place	27	32.14%	57	67.86%	84
Vote by Mail	228	40.71%	332	59.29%	560
Mail Ballot	0		0		0
Total	255	39.60%	389	60.40%	644
0032370					
Poll Place	44	51.76%	41	48.24%	85
Vote by Mail	147	47.88%	160	52.12%	307
Mail Ballot	0		0		0
Total	191	48.72%	201	51.28%	392
0032380					
Poll Place	14	45.16%	17	54.84%	31
Vote by Mail	245	56.98%	185	43.02%	430
Mail Ballot	0		0		0
Total	259	56.18%	202	43.82%	461
0032441					
Poll Place	49	43.36%	64	56.64%	113
Vote by Mail	254	47.48%	281	52.52%	535
Mail Ballot	0		0		0
Total	303	46.76%	345	53.24%	648
0032531					
Poll Place	49	49.00%	51	51.00%	100
Vote by Mail	227	40.32%	336	59.68%	563
Mail Ballot	0		0		0
Total	276	41.63%	387	58.37%	663
0032532					
Poll Place	37	40.66%	54	59.34%	91
Vote by Mail	156	38.14%	253	61.86%	409
Mail Ballot	0		0		0
Total	193	38.60%	307	61.40%	500

Precinct	Registered Voters
0032640	
Poll Place	1,435
Vote by Mail	1,435
Mail Ballot	1,435
Total	1,435
0032652	
Poll Place	1,415
Vote by Mail	1,415
Mail Ballot	1,415
Total	1,415
0032731	
Poll Place	1,219
Vote by Mail	1,219
Mail Ballot	1,219
Total	1,219
0032732	
Poll Place	307
Vote by Mail	307
Mail Ballot	307
Total	307
0032750	
Poll Place	1,553
Vote by Mail	1,553
Mail Ballot	1,553
Total	1,553
0032751	
Poll Place	830
Vote by Mail	830
Mail Ballot	830
Total	830

Precinct	Yes		No		Total Votes
0032640					
Poll Place	139	70.20%	59	29.80%	198
Vote by Mail	623	62.49%	374	37.51%	997
Mail Ballot	0		0		0
Total	762	63.77%	433	36.23%	1,195
0032652					
Poll Place	54	67.50%	26	32.50%	80
Vote by Mail	704	63.54%	404	36.46%	1,108
Mail Ballot	0		0		0
Total	758	63.80%	430	36.20%	1,188
0032731					
Poll Place	76	58.02%	55	41.98%	131
Vote by Mail	385	53.03%	341	46.97%	726
Mail Ballot	0		0		0
Total	461	53.79%	396	46.21%	857
0032732					
Poll Place	20	48.78%	21	51.22%	41
Vote by Mail	140	60.34%	92	39.66%	232
Mail Ballot	0		0		0
Total	160	58.61%	113	41.39%	273
0032750					
Poll Place	68	32.85%	139	67.15%	207
Vote by Mail	349	44.97%	427	55.03%	776
Mail Ballot	0		0		0
Total	417	42.42%	566	57.58%	983
0032751					
Poll Place	54	56.84%	41	43.16%	95
Vote by Mail	190	48.84%	199	51.16%	389
Mail Ballot	0		0		0
Total	244	50.41%	240	49.59%	484

Precinct	Registered Voters
0032762	
Poll Place	763
Vote by Mail	763
Mail Ballot	763
Total	763
0033040	
Poll Place	1,618
Vote by Mail	1,618
Mail Ballot	1,618
Total	1,618
0033042	
Poll Place	1,130
Vote by Mail	1,130
Mail Ballot	1,130
Total	1,130
0033150	
Poll Place	467
Vote by Mail	467
Mail Ballot	467
Total	467
0033161	
Poll Place	370
Vote by Mail	370
Mail Ballot	370
Total	370
0033222	
Poll Place	1,064
Vote by Mail	1,064
Mail Ballot	1,064
Total	1,064

Precinct	Yes		No		Total Votes
0032762					
Poll Place	23	34.85%	43	65.15%	66
Vote by Mail	173	41.49%	244	58.51%	417
Mail Ballot	0		0		0
Total	196	40.58%	287	59.42%	483
0033040					
Poll Place	114	58.76%	80	41.24%	194
Vote by Mail	640	61.90%	394	38.10%	1,034
Mail Ballot	0		0		0
Total	754	61.40%	474	38.60%	1,228
0033042					
Poll Place	56	52.34%	51	47.66%	107
Vote by Mail	415	57.32%	309	42.68%	724
Mail Ballot	0		0		0
Total	471	56.68%	360	43.32%	831
0033150					
Poll Place	29	50.88%	28	49.12%	57
Vote by Mail	140	42.30%	191	57.70%	331
Mail Ballot	0		0		0
Total	169	43.56%	219	56.44%	388
0033161					
Poll Place	21	70.00%	9	30.00%	30
Vote by Mail	118	50.43%	116	49.57%	234
Mail Ballot	0		0		0
Total	139	52.65%	125	47.35%	264
0033222					
Poll Place	33	38.82%	52	61.18%	85
Vote by Mail	175	40.05%	262	59.95%	437
Mail Ballot	0		0		0
Total	208	39.85%	314	60.15%	522

Precinct	Registered Voters
0033492	
Poll Place	956
Vote by Mail	956
Mail Ballot	956
Total	956
0035601	
Poll Place	861
Vote by Mail	861
Mail Ballot	861
Total	861
0035602	
Poll Place	614
Vote by Mail	614
Mail Ballot	614
Total	614
0035603	
Poll Place	881
Vote by Mail	881
Mail Ballot	881
Total	881
0035604	
Poll Place	1,187
Vote by Mail	1,187
Mail Ballot	1,187
Total	1,187
0035624	
Poll Place	458
Vote by Mail	458
Mail Ballot	458
Total	458

Precinct	Yes		No		Total Votes
0033492					
Poll Place	51	41.80%	71	58.20%	122
Vote by Mail	162	39.42%	249	60.58%	411
Mail Ballot	0		0		0
Total	213	39.96%	320	60.04%	533
0035601					
Poll Place	66	67.35%	32	32.65%	98
Vote by Mail	334	55.39%	269	44.61%	603
Mail Ballot	0		0		0
Total	400	57.06%	301	42.94%	701
0035602					
Poll Place	37	46.84%	42	53.16%	79
Vote by Mail	187	45.72%	222	54.28%	409
Mail Ballot	0		0		0
Total	224	45.90%	264	54.10%	488
0035603					
Poll Place	81	70.43%	34	29.57%	115
Vote by Mail	339	56.97%	256	43.03%	595
Mail Ballot	0		0		0
Total	420	59.15%	290	40.85%	710
0035604					
Poll Place	68	65.38%	36	34.62%	104
Vote by Mail	498	58.80%	349	41.20%	847
Mail Ballot	0		0		0
Total	566	59.52%	385	40.48%	951
0035624					
Poll Place	18	46.15%	21	53.85%	39
Vote by Mail	192	62.54%	115	37.46%	307
Mail Ballot	0		0		0
Total	210	60.69%	136	39.31%	346

Precinct	Registered Voters
0035628	
Poll Place	1,817
Vote by Mail	1,817
Mail Ballot	1,817
Total	1,817
0035629	
Poll Place	1,147
Vote by Mail	1,147
Mail Ballot	1,147
Total	1,147
0035631	
Poll Place	1,022
Vote by Mail	1,022
Mail Ballot	1,022
Total	1,022
0035632	
Poll Place	765
Vote by Mail	765
Mail Ballot	765
Total	765
0035633	
Poll Place	858
Vote by Mail	858
Mail Ballot	858
Total	858
0035635	
Poll Place	1,061
Vote by Mail	1,061
Mail Ballot	1,061
Total	1,061

Precinct	Yes		No		Total Votes
0035628					
Poll Place	109	52.91%	97	47.09%	206
Vote by Mail	621	50.99%	597	49.01%	1,218
Mail Ballot	0		0		0
Total	730	51.26%	694	48.74%	1,424
0035629					
Poll Place	78	59.09%	54	40.91%	132
Vote by Mail	412	54.21%	348	45.79%	760
Mail Ballot	0		0		0
Total	490	54.93%	402	45.07%	892
0035631					
Poll Place	59	50.86%	57	49.14%	116
Vote by Mail	352	52.07%	324	47.93%	676
Mail Ballot	0		0		0
Total	411	51.89%	381	48.11%	792
0035632					
Poll Place	78	61.90%	48	38.10%	126
Vote by Mail	324	63.28%	188	36.72%	512
Mail Ballot	0		0		0
Total	402	63.01%	236	36.99%	638
0035633					
Poll Place	99	67.35%	48	32.65%	147
Vote by Mail	319	56.56%	245	43.44%	564
Mail Ballot	0		0		0
Total	418	58.79%	293	41.21%	711
0035635					
Poll Place	103	53.37%	90	46.63%	193
Vote by Mail	317	50.80%	307	49.20%	624
Mail Ballot	0		0		0
Total	420	51.41%	397	48.59%	817

Precinct	Registered Voters
0035640	
Poll Place	1,126
Vote by Mail	1,126
Mail Ballot	1,126
Total	1,126
0035658	
Poll Place	1,053
Vote by Mail	1,053
Mail Ballot	1,053
Total	1,053
0035661	
Poll Place	710
Vote by Mail	710
Mail Ballot	710
Total	710
0035675	
Poll Place	1,211
Vote by Mail	1,211
Mail Ballot	1,211
Total	1,211
0035677	
Poll Place	822
Vote by Mail	822
Mail Ballot	822
Total	822
0040401	
Poll Place	541
Vote by Mail	541
Mail Ballot	541
Total	541

Precinct	Yes		No		Total Votes
0035640					
Poll Place	73	48.99%	76	51.01%	149
Vote by Mail	437	56.61%	335	43.39%	772
Mail Ballot	0		0		0
Total	510	55.37%	411	44.63%	921
0035658					
Poll Place	87	51.79%	81	48.21%	168
Vote by Mail	424	59.47%	289	40.53%	713
Mail Ballot	0		0		0
Total	511	58.00%	370	42.00%	881
0035661					
Poll Place	63	58.88%	44	41.12%	107
Vote by Mail	259	55.34%	209	44.66%	468
Mail Ballot	0		0		0
Total	322	56.00%	253	44.00%	575
0035675					
Poll Place	75	60.98%	48	39.02%	123
Vote by Mail	451	51.25%	429	48.75%	880
Mail Ballot	0		0		0
Total	526	52.44%	477	47.56%	1,003
0035677					
Poll Place	29	40.28%	43	59.72%	72
Vote by Mail	155	36.38%	271	63.62%	426
Mail Ballot	0		0		0
Total	184	36.95%	314	63.05%	498
0040401					
Poll Place	19	54.29%	16	45.71%	35
Vote by Mail	210	54.26%	177	45.74%	387
Mail Ballot	0		0		0
Total	229	54.27%	193	45.73%	422

Precinct	Registered Voters
0040405	
Poll Place	1,425
Vote by Mail	1,425
Mail Ballot	1,425
Total	1,425
0040406	
Poll Place	1,059
Vote by Mail	1,059
Mail Ballot	1,059
Total	1,059
0040407	
Poll Place	762
Vote by Mail	762
Mail Ballot	762
Total	762
0040409	
Poll Place	1,153
Vote by Mail	1,153
Mail Ballot	1,153
Total	1,153
0040411	
Poll Place	1,428
Vote by Mail	1,428
Mail Ballot	1,428
Total	1,428
0040414	
Poll Place	1,613
Vote by Mail	1,613
Mail Ballot	1,613
Total	1,613

Precinct	Yes		No		Total Votes
0040405					
Poll Place	109	69.43%	48	30.57%	157
Vote by Mail	558	53.19%	491	46.81%	1,049
Mail Ballot	0		0		0
Total	667	55.31%	539	44.69%	1,206
0040406					
Poll Place	49	49.00%	51	51.00%	100
Vote by Mail	369	50.27%	365	49.73%	734
Mail Ballot	0		0		0
Total	418	50.12%	416	49.88%	834
0040407					
Poll Place	43	61.43%	27	38.57%	70
Vote by Mail	244	50.00%	244	50.00%	488
Mail Ballot	0		0		0
Total	287	51.43%	271	48.57%	558
0040409					
Poll Place	71	55.04%	58	44.96%	129
Vote by Mail	378	51.99%	349	48.01%	727
Mail Ballot	0		0		0
Total	449	52.45%	407	47.55%	856
0040411					
Poll Place	64	53.78%	55	46.22%	119
Vote by Mail	364	45.16%	442	54.84%	806
Mail Ballot	0		0		0
Total	428	46.27%	497	53.73%	925
0040414					
Poll Place	66	52.80%	59	47.20%	125
Vote by Mail	387	45.05%	472	54.95%	859
Mail Ballot	0		0		0
Total	453	46.04%	531	53.96%	984

Precinct	Registered Voters
0040415	
Poll Place	1,659
Vote by Mail	1,659
Mail Ballot	1,659
Total	1,659
0040419	
Poll Place	1,293
Vote by Mail	1,293
Mail Ballot	1,293
Total	1,293
0040421	
Poll Place	995
Vote by Mail	995
Mail Ballot	995
Total	995
0040424	
Poll Place	1,153
Vote by Mail	1,153
Mail Ballot	1,153
Total	1,153
0040428	
Poll Place	955
Vote by Mail	955
Mail Ballot	955
Total	955
0040429	
Poll Place	1,391
Vote by Mail	1,391
Mail Ballot	1,391
Total	1,391

Precinct	Yes		No		Total Votes
0040415					
Poll Place	62	45.59%	74	54.41%	136
Vote by Mail	655	53.56%	568	46.44%	1,223
Mail Ballot	0		0		0
Total	717	52.76%	642	47.24%	1,359
0040419					
Poll Place	70	57.85%	51	42.15%	121
Vote by Mail	521	56.63%	399	43.37%	920
Mail Ballot	0		0		0
Total	591	56.77%	450	43.23%	1,041
0040421					
Poll Place	52	57.14%	39	42.86%	91
Vote by Mail	322	45.61%	384	54.39%	706
Mail Ballot	0		0		0
Total	374	46.93%	423	53.07%	797
0040424					
Poll Place	51	46.79%	58	53.21%	109
Vote by Mail	262	42.46%	355	57.54%	617
Mail Ballot	0		0		0
Total	313	43.11%	413	56.89%	726
0040428					
Poll Place	30	38.96%	47	61.04%	77
Vote by Mail	229	44.55%	285	55.45%	514
Mail Ballot	0		0		0
Total	259	43.82%	332	56.18%	591
0040429					
Poll Place	108	59.67%	73	40.33%	181
Vote by Mail	506	53.26%	444	46.74%	950
Mail Ballot	0		0		0
Total	614	54.29%	517	45.71%	1,131

Precinct	Registered Voters
0040430	
Poll Place	1,652
Vote by Mail	1,652
Mail Ballot	1,652
Total	1,652
0040432	
Poll Place	738
Vote by Mail	738
Mail Ballot	738
Total	738
0040433	
Poll Place	1,085
Vote by Mail	1,085
Mail Ballot	1,085
Total	1,085
0040435	
Poll Place	1,334
Vote by Mail	1,334
Mail Ballot	1,334
Total	1,334
0040436	
Poll Place	840
Vote by Mail	840
Mail Ballot	840
Total	840
0040440	
Poll Place	991
Vote by Mail	991
Mail Ballot	991
Total	991

Precinct	Yes		No		Total Votes
0040430					
Poll Place	74	57.36%	55	42.64%	129
Vote by Mail	595	54.14%	504	45.86%	1,099
Mail Ballot	0		0		0
Total	669	54.48%	559	45.52%	1,228
0040432					
Poll Place	69	63.89%	39	36.11%	108
Vote by Mail	305	58.10%	220	41.90%	525
Mail Ballot	0		0		0
Total	374	59.08%	259	40.92%	633
0040433					
Poll Place	96	67.13%	47	32.87%	143
Vote by Mail	403	57.57%	297	42.43%	700
Mail Ballot	0		0		0
Total	499	59.19%	344	40.81%	843
0040435					
Poll Place	63	57.80%	46	42.20%	109
Vote by Mail	596	59.60%	404	40.40%	1,000
Mail Ballot	0		0		0
Total	659	59.42%	450	40.58%	1,109
0040436					
Poll Place	80	61.54%	50	38.46%	130
Vote by Mail	326	60.59%	212	39.41%	538
Mail Ballot	0		0		0
Total	406	60.78%	262	39.22%	668
0040440					
Poll Place	62	59.05%	43	40.95%	105
Vote by Mail	306	45.47%	367	54.53%	673
Mail Ballot	0		0		0
Total	368	47.30%	410	52.70%	778

Precinct	Registered Voters
0040441	
Poll Place	1,404
Vote by Mail	1,404
Mail Ballot	1,404
Total	1,404
0040442	
Poll Place	901
Vote by Mail	901
Mail Ballot	901
Total	901
0040443	
Poll Place	703
Vote by Mail	703
Mail Ballot	703
Total	703
0040444	
Poll Place	702
Vote by Mail	702
Mail Ballot	702
Total	702
0040447	
Poll Place	1,022
Vote by Mail	1,022
Mail Ballot	1,022
Total	1,022
0040454	
Poll Place	992
Vote by Mail	992
Mail Ballot	992
Total	992

Precinct	Yes		No		Total Votes
0040441					
Poll Place	39	60.00%	26	40.00%	65
Vote by Mail	704	58.52%	499	41.48%	1,203
Mail Ballot	0		0		0
Total	743	58.60%	525	41.40%	1,268
0040442					
Poll Place	36	50.00%	36	50.00%	72
Vote by Mail	317	49.38%	325	50.62%	642
Mail Ballot	0		0		0
Total	353	49.44%	361	50.56%	714
0040443					
Poll Place	31	50.00%	31	50.00%	62
Vote by Mail	216	46.85%	245	53.15%	461
Mail Ballot	0		0		0
Total	247	47.23%	276	52.77%	523
0040444					
Poll Place	26	50.00%	26	50.00%	52
Vote by Mail	196	46.12%	229	53.88%	425
Mail Ballot	0		0		0
Total	222	46.54%	255	53.46%	477
0040447					
Poll Place	26	46.43%	30	53.57%	56
Vote by Mail	352	50.00%	352	50.00%	704
Mail Ballot	0		0		0
Total	378	49.74%	382	50.26%	760
0040454					
Poll Place	47	52.81%	42	47.19%	89
Vote by Mail	276	42.40%	375	57.60%	651
Mail Ballot	0		0		0
Total	323	43.65%	417	56.35%	740

Precinct	Registered Voters
0040455	
Poll Place	2,039
Vote by Mail	2,039
Mail Ballot	2,039
Total	2,039
0040460	
Poll Place	960
Vote by Mail	960
Mail Ballot	960
Total	960
0040461	
Poll Place	1,495
Vote by Mail	1,495
Mail Ballot	1,495
Total	1,495
0040462	
Poll Place	1,455
Vote by Mail	1,455
Mail Ballot	1,455
Total	1,455
0040463	
Poll Place	971
Vote by Mail	971
Mail Ballot	971
Total	971
0040464	
Poll Place	1,231
Vote by Mail	1,231
Mail Ballot	1,231
Total	1,231

Precinct	Yes		No		Total Votes
0040455					
Poll Place	162	60.67%	105	39.33%	267
Vote by Mail	802	56.52%	617	43.48%	1,419
Mail Ballot	0		0		0
Total	964	57.18%	722	42.82%	1,686
0040460					
Poll Place	58	58.59%	41	41.41%	99
Vote by Mail	399	59.55%	271	40.45%	670
Mail Ballot	0		0		0
Total	457	59.43%	312	40.57%	769
0040461					
Poll Place	93	62.42%	56	37.58%	149
Vote by Mail	634	57.12%	476	42.88%	1,110
Mail Ballot	0		0		0
Total	727	57.74%	532	42.26%	1,259
0040462					
Poll Place	53	53.54%	46	46.46%	99
Vote by Mail	610	55.56%	488	44.44%	1,098
Mail Ballot	0		0		0
Total	663	55.39%	534	44.61%	1,197
0040463					
Poll Place	66	51.56%	62	48.44%	128
Vote by Mail	328	51.01%	315	48.99%	643
Mail Ballot	0		0		0
Total	394	51.10%	377	48.90%	771
0040464					
Poll Place	68	45.33%	82	54.67%	150
Vote by Mail	361	45.99%	424	54.01%	785
Mail Ballot	0		0		0
Total	429	45.88%	506	54.12%	935

Precinct	Registered Voters
0040466	
Poll Place	1,332
Vote by Mail	1,332
Mail Ballot	1,332
Total	1,332
0040469	
Poll Place	929
Vote by Mail	929
Mail Ballot	929
Total	929
0040470	
Poll Place	1,081
Vote by Mail	1,081
Mail Ballot	1,081
Total	1,081
0040471	
Poll Place	1,591
Vote by Mail	1,591
Mail Ballot	1,591
Total	1,591
0040475	
Poll Place	1,090
Vote by Mail	1,090
Mail Ballot	1,090
Total	1,090
0040480	
Poll Place	1,194
Vote by Mail	1,194
Mail Ballot	1,194
Total	1,194

Precinct	Yes		No		Total Votes
0040466					
Poll Place	112	72.73%	42	27.27%	154
Vote by Mail	506	55.91%	399	44.09%	905
Mail Ballot	0		0		0
Total	618	58.36%	441	41.64%	1,059
0040469					
Poll Place	69	45.70%	82	54.30%	151
Vote by Mail	218	43.25%	286	56.75%	504
Mail Ballot	0		0		0
Total	287	43.82%	368	56.18%	655
0040470					
Poll Place	52	48.15%	56	51.85%	108
Vote by Mail	291	43.11%	384	56.89%	675
Mail Ballot	0		0		0
Total	343	43.81%	440	56.19%	783
0040471					
Poll Place	79	46.20%	92	53.80%	171
Vote by Mail	420	43.03%	556	56.97%	976
Mail Ballot	0		0		0
Total	499	43.50%	648	56.50%	1,147
0040475					
Poll Place	55	55.00%	45	45.00%	100
Vote by Mail	323	45.11%	393	54.89%	716
Mail Ballot	0		0		0
Total	378	46.32%	438	53.68%	816
0040480					
Poll Place	61	62.89%	36	37.11%	97
Vote by Mail	440	50.87%	425	49.13%	865
Mail Ballot	0		0		0
Total	501	52.08%	461	47.92%	962

Precinct	Registered Voters
0040494	
Poll Place	979
Vote by Mail	979
Mail Ballot	979
Total	979
0040495	
Poll Place	1,789
Vote by Mail	1,789
Mail Ballot	1,789
Total	1,789
0040496	
Poll Place	1,396
Vote by Mail	1,396
Mail Ballot	1,396
Total	1,396
0040497	
Poll Place	885
Vote by Mail	885
Mail Ballot	885
Total	885
0041240	
Poll Place	368
Vote by Mail	368
Mail Ballot	368
Total	368
0041780	
Poll Place	1,346
Vote by Mail	1,346
Mail Ballot	1,346
Total	1,346

Precinct	Yes		No		Total Votes
0040494					
Poll Place	33	55.00%	27	45.00%	60
Vote by Mail	361	49.86%	363	50.14%	724
Mail Ballot	0		0		0
Total	394	50.26%	390	49.74%	784
0040495					
Poll Place	55	52.88%	49	47.12%	104
Vote by Mail	673	50.22%	667	49.78%	1,340
Mail Ballot	0		0		0
Total	728	50.42%	716	49.58%	1,444
0040496					
Poll Place	118	67.05%	58	32.95%	176
Vote by Mail	554	53.79%	476	46.21%	1,030
Mail Ballot	0		0		0
Total	672	55.72%	534	44.28%	1,206
0040497					
Poll Place	57	55.34%	46	44.66%	103
Vote by Mail	259	45.44%	311	54.56%	570
Mail Ballot	0		0		0
Total	316	46.95%	357	53.05%	673
0041240					
Poll Place	38	46.34%	44	53.66%	82
Vote by Mail	83	47.70%	91	52.30%	174
Mail Ballot	0		0		0
Total	121	47.27%	135	52.73%	256
0041780					
Poll Place	125	48.45%	133	51.55%	258
Vote by Mail	377	54.24%	318	45.76%	695
Mail Ballot	0		0		0
Total	502	52.68%	451	47.32%	953

Precinct	Registered Voters
0041820	
Poll Place	1,420
Vote by Mail	1,420
Mail Ballot	1,420
Total	1,420
0041910	
Poll Place	628
Vote by Mail	628
Mail Ballot	628
Total	628
0041913	
Poll Place	1,937
Vote by Mail	1,937
Mail Ballot	1,937
Total	1,937
0041915	
Poll Place	1,594
Vote by Mail	1,594
Mail Ballot	1,594
Total	1,594
0042218	
Poll Place	847
Vote by Mail	847
Mail Ballot	847
Total	847
0042261	
Poll Place	372
Vote by Mail	372
Mail Ballot	372
Total	372

Precinct	Yes		No		Total Votes
0041820					
Poll Place	123	54.42%	103	45.58%	226
Vote by Mail	347	40.12%	518	59.88%	865
Mail Ballot	0		0		0
Total	470	43.08%	621	56.92%	1,091
0041910					
Poll Place	48	70.59%	20	29.41%	68
Vote by Mail	258	59.31%	177	40.69%	435
Mail Ballot	0		0		0
Total	306	60.83%	197	39.17%	503
0041913					
Poll Place	119	62.96%	70	37.04%	189
Vote by Mail	941	63.88%	532	36.12%	1,473
Mail Ballot	0		0		0
Total	1,060	63.78%	602	36.22%	1,662
0041915					
Poll Place	113	70.63%	47	29.38%	160
Vote by Mail	755	63.93%	426	36.07%	1,181
Mail Ballot	0		0		0
Total	868	64.73%	473	35.27%	1,341
0042218					
Poll Place	98	62.42%	59	37.58%	157
Vote by Mail	218	49.66%	221	50.34%	439
Mail Ballot	0		0		0
Total	316	53.02%	280	46.98%	596
0042261					
Poll Place	33	61.11%	21	38.89%	54
Vote by Mail	73	36.87%	125	63.13%	198
Mail Ballot	0		0		0
Total	106	42.06%	146	57.94%	252

Precinct	Registered Voters
0042390	
Poll Place	485
Vote by Mail	485
Mail Ballot	485
Total	485
0042630	
Poll Place	647
Vote by Mail	647
Mail Ballot	647
Total	647
0042842	
Poll Place	1,330
Vote by Mail	1,330
Mail Ballot	1,330
Total	1,330
0042845	
Poll Place	1,159
Vote by Mail	1,159
Mail Ballot	1,159
Total	1,159
0043043	
Poll Place	1,329
Vote by Mail	1,329
Mail Ballot	1,329
Total	1,329
0043048	
Poll Place	1,084
Vote by Mail	1,084
Mail Ballot	1,084
Total	1,084

Precinct	Yes		No		Total Votes
0042390					
Poll Place	49	56.32%	38	43.68%	87
Vote by Mail	156	55.12%	127	44.88%	283
Mail Ballot	0		0		0
Total	205	55.41%	165	44.59%	370
0042630					
Poll Place	48	44.04%	61	55.96%	109
Vote by Mail	196	51.31%	186	48.69%	382
Mail Ballot	0		0		0
Total	244	49.69%	247	50.31%	491
0042842					
Poll Place	105	57.69%	77	42.31%	182
Vote by Mail	418	44.75%	516	55.25%	934
Mail Ballot	0		0		0
Total	523	46.86%	593	53.14%	1,116
0042845					
Poll Place	121	52.38%	110	47.62%	231
Vote by Mail	343	48.65%	362	51.35%	705
Mail Ballot	0		0		0
Total	464	49.57%	472	50.43%	936
0043043					
Poll Place	103	74.64%	35	25.36%	138
Vote by Mail	639	63.33%	370	36.67%	1,009
Mail Ballot	0		0		0
Total	742	64.69%	405	35.31%	1,147
0043048					
Poll Place	83	61.03%	53	38.97%	136
Vote by Mail	422	59.35%	289	40.65%	711
Mail Ballot	0		0		0
Total	505	59.62%	342	40.38%	847

Precinct	Registered Voters
0043050	
Poll Place	1,195
Vote by Mail	1,195
Mail Ballot	1,195
Total	1,195
0043051	
Poll Place	620
Vote by Mail	620
Mail Ballot	620
Total	620
0043052	
Poll Place	903
Vote by Mail	903
Mail Ballot	903
Total	903
0043053	
Poll Place	1,228
Vote by Mail	1,228
Mail Ballot	1,228
Total	1,228
0043055	
Poll Place	1,018
Vote by Mail	1,018
Mail Ballot	1,018
Total	1,018
0043059	
Poll Place	1,336
Vote by Mail	1,336
Mail Ballot	1,336
Total	1,336

Precinct	Yes		No		Total Votes
0043050					
Poll Place	95	63.33%	55	36.67%	150
Vote by Mail	527	64.19%	294	35.81%	821
Mail Ballot	0		0		0
Total	622	64.06%	349	35.94%	971
0043051					
Poll Place	18	45.00%	22	55.00%	40
Vote by Mail	294	58.68%	207	41.32%	501
Mail Ballot	0		0		0
Total	312	57.67%	229	42.33%	541
0043052					
Poll Place	75	70.75%	31	29.25%	106
Vote by Mail	399	61.01%	255	38.99%	654
Mail Ballot	0		0		0
Total	474	62.37%	286	37.63%	760
0043053					
Poll Place	117	75.00%	39	25.00%	156
Vote by Mail	512	58.65%	361	41.35%	873
Mail Ballot	0		0		0
Total	629	61.13%	400	38.87%	1,029
0043055					
Poll Place	52	71.23%	21	28.77%	73
Vote by Mail	499	62.53%	299	37.47%	798
Mail Ballot	0		0		0
Total	551	63.26%	320	36.74%	871
0043059					
Poll Place	93	67.88%	44	32.12%	137
Vote by Mail	655	65.17%	350	34.83%	1,005
Mail Ballot	0		0		0
Total	748	65.50%	394	34.50%	1,142

Precinct	Registered Voters
0043170	
Poll Place	1,402
Vote by Mail	1,402
Mail Ballot	1,402
Total	1,402
0043290	
Poll Place	488
Vote by Mail	488
Mail Ballot	488
Total	488
0043310	
Poll Place	724
Vote by Mail	724
Mail Ballot	724
Total	724
0043320	
Poll Place	1,647
Vote by Mail	1,647
Mail Ballot	1,647
Total	1,647
0043340	
Poll Place	1,002
Vote by Mail	1,002
Mail Ballot	1,002
Total	1,002
0043510	
Poll Place	877
Vote by Mail	877
Mail Ballot	877
Total	877

Precinct	Yes		No		Total Votes
0043170					
Poll Place	57	45.97%	67	54.03%	124
Vote by Mail	389	53.73%	335	46.27%	724
Mail Ballot	0		0		0
Total	446	52.59%	402	47.41%	848
0043290					
Poll Place	38	61.29%	24	38.71%	62
Vote by Mail	258	72.07%	100	27.93%	358
Mail Ballot	0		0		0
Total	296	70.48%	124	29.52%	420
0043310					
Poll Place	46	47.42%	51	52.58%	97
Vote by Mail	175	52.55%	158	47.45%	333
Mail Ballot	0		0		0
Total	221	51.40%	209	48.60%	430
0043320					
Poll Place	135	67.50%	65	32.50%	200
Vote by Mail	689	63.44%	397	36.56%	1,086
Mail Ballot	0		0		0
Total	824	64.07%	462	35.93%	1,286
0043340					
Poll Place	100	56.82%	76	43.18%	176
Vote by Mail	331	61.64%	206	38.36%	537
Mail Ballot	0		0		0
Total	431	60.45%	282	39.55%	713
0043510					
Poll Place	56	41.79%	78	58.21%	134
Vote by Mail	195	41.85%	271	58.15%	466
Mail Ballot	0		0		0
Total	251	41.83%	349	58.17%	600

Precinct	Registered Voters
0043520	
Poll Place	808
Vote by Mail	808
Mail Ballot	808
Total	808
0043540	
Poll Place	994
Vote by Mail	994
Mail Ballot	994
Total	994
0043567	
Poll Place	1,459
Vote by Mail	1,459
Mail Ballot	1,459
Total	1,459
0043568	
Poll Place	1,533
Vote by Mail	1,533
Mail Ballot	1,533
Total	1,533
0043570	
Poll Place	810
Vote by Mail	810
Mail Ballot	810
Total	810
0043572	
Poll Place	887
Vote by Mail	887
Mail Ballot	887
Total	887

Precinct	Yes		No		Total Votes
0043520					
Poll Place	41	55.41%	33	44.59%	74
Vote by Mail	152	41.30%	216	58.70%	368
Mail Ballot	0		0		0
Total	193	43.67%	249	56.33%	442
0043540					
Poll Place	26	40.63%	38	59.38%	64
Vote by Mail	320	48.85%	335	51.15%	655
Mail Ballot	0		0		0
Total	346	48.12%	373	51.88%	719
0043567					
Poll Place	52	41.27%	74	58.73%	126
Vote by Mail	372	47.15%	417	52.85%	789
Mail Ballot	0		0		0
Total	424	46.34%	491	53.66%	915
0043568					
Poll Place	46	38.66%	73	61.34%	119
Vote by Mail	332	42.24%	454	57.76%	786
Mail Ballot	0		0		0
Total	378	41.77%	527	58.23%	905
0043570					
Poll Place	31	40.79%	45	59.21%	76
Vote by Mail	189	42.00%	261	58.00%	450
Mail Ballot	0		0		0
Total	220	41.83%	306	58.17%	526
0043572					
Poll Place	30	35.29%	55	64.71%	85
Vote by Mail	156	35.86%	279	64.14%	435
Mail Ballot	0		0		0
Total	186	35.77%	334	64.23%	520

Precinct	Registered Voters
0044103	
Poll Place	1,095
Vote by Mail	1,095
Mail Ballot	1,095
Total	1,095
0044104	
Poll Place	1,669
Vote by Mail	1,669
Mail Ballot	1,669
Total	1,669
0044105	
Poll Place	1,097
Vote by Mail	1,097
Mail Ballot	1,097
Total	1,097
0044106	
Poll Place	1,303
Vote by Mail	1,303
Mail Ballot	1,303
Total	1,303
0044107	
Poll Place	1,405
Vote by Mail	1,405
Mail Ballot	1,405
Total	1,405
0044112	
Poll Place	1,010
Vote by Mail	1,010
Mail Ballot	1,010
Total	1,010

Precinct	Yes		No		Total Votes
0044103					
Poll Place	65	66.33%	33	33.67%	98
Vote by Mail	563	65.93%	291	34.07%	854
Mail Ballot	0		0		0
Total	628	65.97%	324	34.03%	952
0044104					
Poll Place	52	53.61%	45	46.39%	97
Vote by Mail	514	45.33%	620	54.67%	1,134
Mail Ballot	0		0		0
Total	566	45.98%	665	54.02%	1,231
0044105					
Poll Place	54	62.79%	32	37.21%	86
Vote by Mail	311	44.88%	382	55.12%	693
Mail Ballot	0		0		0
Total	365	46.85%	414	53.15%	779
0044106					
Poll Place	47	51.09%	45	48.91%	92
Vote by Mail	401	45.99%	471	54.01%	872
Mail Ballot	0		0		0
Total	448	46.47%	516	53.53%	964
0044107					
Poll Place	34	55.74%	27	44.26%	61
Vote by Mail	588	53.12%	519	46.88%	1,107
Mail Ballot	0		0		0
Total	622	53.25%	546	46.75%	1,168
0044112					
Poll Place	68	73.91%	24	26.09%	92
Vote by Mail	474	64.23%	264	35.77%	738
Mail Ballot	0		0		0
Total	542	65.30%	288	34.70%	830

Precinct	Registered Voters
0044113	
Poll Place	803
Vote by Mail	803
Mail Ballot	803
Total	803
0050020	
Poll Place	1,131
Vote by Mail	1,131
Mail Ballot	1,131
Total	1,131
0050180	
Poll Place	1,094
Vote by Mail	1,094
Mail Ballot	1,094
Total	1,094
0050190	
Poll Place	1,444
Vote by Mail	1,444
Mail Ballot	1,444
Total	1,444
0050200	
Poll Place	1,155
Vote by Mail	1,155
Mail Ballot	1,155
Total	1,155
0050211	
Poll Place	1,674
Vote by Mail	1,674
Mail Ballot	1,674
Total	1,674

Precinct	Yes		No		Total Votes
0044113					
Poll Place	49	56.32%	38	43.68%	87
Vote by Mail	272	50.37%	268	49.63%	540
Mail Ballot	0		0		0
Total	321	51.20%	306	48.80%	627
0050020					
Poll Place	53	44.17%	67	55.83%	120
Vote by Mail	153	33.48%	304	66.52%	457
Mail Ballot	0		0		0
Total	206	35.70%	371	64.30%	577
0050180					
Poll Place	26	29.89%	61	70.11%	87
Vote by Mail	226	40.36%	334	59.64%	560
Mail Ballot	0		0		0
Total	252	38.95%	395	61.05%	647
0050190					
Poll Place	49	38.58%	78	61.42%	127
Vote by Mail	260	39.22%	403	60.78%	663
Mail Ballot	0		0		0
Total	309	39.11%	481	60.89%	790
0050200					
Poll Place	48	47.52%	53	52.48%	101
Vote by Mail	172	32.70%	354	67.30%	526
Mail Ballot	0		0		0
Total	220	35.09%	407	64.91%	627
0050211					
Poll Place	60	38.71%	95	61.29%	155
Vote by Mail	304	34.47%	578	65.53%	882
Mail Ballot	0		0		0
Total	364	35.10%	673	64.90%	1,037

Precinct	Registered Voters
0050501	
Poll Place	487
Vote by Mail	487
Mail Ballot	487
Total	487
0050503	
Poll Place	614
Vote by Mail	614
Mail Ballot	614
Total	614
0050505	
Poll Place	691
Vote by Mail	691
Mail Ballot	691
Total	691
0050506	
Poll Place	952
Vote by Mail	952
Mail Ballot	952
Total	952
0050507	
Poll Place	1,131
Vote by Mail	1,131
Mail Ballot	1,131
Total	1,131
0050509	
Poll Place	1,560
Vote by Mail	1,560
Mail Ballot	1,560
Total	1,560

Precinct	Yes		No		Total Votes
0050501					
Poll Place	12	40.00%	18	60.00%	30
Vote by Mail	59	37.58%	98	62.42%	157
Mail Ballot	0		0		0
Total	71	37.97%	116	62.03%	187
0050503					
Poll Place	9	36.00%	16	64.00%	25
Vote by Mail	126	47.55%	139	52.45%	265
Mail Ballot	0		0		0
Total	135	46.55%	155	53.45%	290
0050505					
Poll Place	29	61.70%	18	38.30%	47
Vote by Mail	155	45.99%	182	54.01%	337
Mail Ballot	0		0		0
Total	184	47.92%	200	52.08%	384
0050506					
Poll Place	23	52.27%	21	47.73%	44
Vote by Mail	125	40.72%	182	59.28%	307
Mail Ballot	0		0		0
Total	148	42.17%	203	57.83%	351
0050507					
Poll Place	15	40.54%	22	59.46%	37
Vote by Mail	183	44.10%	232	55.90%	415
Mail Ballot	0		0		0
Total	198	43.81%	254	56.19%	452
0050509					
Poll Place	66	51.56%	62	48.44%	128
Vote by Mail	196	34.21%	377	65.79%	573
Mail Ballot	0		0		0
Total	262	37.38%	439	62.62%	701

Precinct	Registered Voters
0050511	
Poll Place	1,636
Vote by Mail	1,636
Mail Ballot	1,636
Total	1,636
0050514	
Poll Place	1,259
Vote by Mail	1,259
Mail Ballot	1,259
Total	1,259
0050517	
Poll Place	1,091
Vote by Mail	1,091
Mail Ballot	1,091
Total	1,091
0050518	
Poll Place	384
Vote by Mail	384
Mail Ballot	384
Total	384
0050519	
Poll Place	1,525
Vote by Mail	1,525
Mail Ballot	1,525
Total	1,525
0050523	
Poll Place	682
Vote by Mail	682
Mail Ballot	682
Total	682

Precinct	Yes		No		Total Votes
0050511					
Poll Place	26	43.33%	34	56.67%	60
Vote by Mail	224	40.73%	326	59.27%	550
Mail Ballot	0		0		0
Total	250	40.98%	360	59.02%	610
0050514					
Poll Place	36	40.00%	54	60.00%	90
Vote by Mail	227	39.07%	354	60.93%	581
Mail Ballot	0		0		0
Total	263	39.20%	408	60.80%	671
0050517					
Poll Place	72	54.14%	61	45.86%	133
Vote by Mail	328	45.62%	391	54.38%	719
Mail Ballot	0		0		0
Total	400	46.95%	452	53.05%	852
0050518					
Poll Place	11	44.00%	14	56.00%	25
Vote by Mail	101	45.91%	119	54.09%	220
Mail Ballot	0		0		0
Total	112	45.71%	133	54.29%	245
0050519					
Poll Place	92	61.74%	57	38.26%	149
Vote by Mail	510	47.84%	556	52.16%	1,066
Mail Ballot	0		0		0
Total	602	49.55%	613	50.45%	1,215
0050523					
Poll Place	12	37.50%	20	62.50%	32
Vote by Mail	150	36.32%	263	63.68%	413
Mail Ballot	0		0		0
Total	162	36.40%	283	63.60%	445

Precinct	Registered Voters
0050524	
Poll Place	1,571
Vote by Mail	1,571
Mail Ballot	1,571
Total	1,571
0050532	
Poll Place	1,302
Vote by Mail	1,302
Mail Ballot	1,302
Total	1,302
0050536	
Poll Place	489
Vote by Mail	489
Mail Ballot	489
Total	489
0050538	
Poll Place	702
Vote by Mail	702
Mail Ballot	702
Total	702
0050541	
Poll Place	1,081
Vote by Mail	1,081
Mail Ballot	1,081
Total	1,081
0050543	
Poll Place	352
Vote by Mail	352
Mail Ballot	352
Total	352

Precinct	Yes		No		Total Votes
0050524					
Poll Place	36	36.00%	64	64.00%	100
Vote by Mail	280	39.22%	434	60.78%	714
Mail Ballot	0		0		0
Total	316	38.82%	498	61.18%	814
0050532					
Poll Place	17	39.53%	26	60.47%	43
Vote by Mail	184	35.45%	335	64.55%	519
Mail Ballot	0		0		0
Total	201	35.77%	361	64.23%	562
0050536					
Poll Place	16	47.06%	18	52.94%	34
Vote by Mail	101	35.94%	180	64.06%	281
Mail Ballot	0		0		0
Total	117	37.14%	198	62.86%	315
0050538					
Poll Place	41	53.95%	35	46.05%	76
Vote by Mail	136	36.56%	236	63.44%	372
Mail Ballot	0		0		0
Total	177	39.51%	271	60.49%	448
0050541					
Poll Place	17	44.74%	21	55.26%	38
Vote by Mail	184	35.87%	329	64.13%	513
Mail Ballot	0		0		0
Total	201	36.48%	350	63.52%	551
0050543					
Poll Place	10	45.45%	12	54.55%	22
Vote by Mail	77	43.26%	101	56.74%	178
Mail Ballot	0		0		0
Total	87	43.50%	113	56.50%	200

Precinct	Registered Voters
0050545	
Poll Place	1,364
Vote by Mail	1,364
Mail Ballot	1,364
Total	1,364
0050548	
Poll Place	1,202
Vote by Mail	1,202
Mail Ballot	1,202
Total	1,202
0050552	
Poll Place	911
Vote by Mail	911
Mail Ballot	911
Total	911
0050560	
Poll Place	900
Vote by Mail	900
Mail Ballot	900
Total	900
0050576	
Poll Place	1,621
Vote by Mail	1,621
Mail Ballot	1,621
Total	1,621
0050590	
Poll Place	521
Vote by Mail	521
Mail Ballot	521
Total	521

Precinct	Yes		No		Total Votes
0050545					
Poll Place	41	44.57%	51	55.43%	92
Vote by Mail	317	42.21%	434	57.79%	751
Mail Ballot	0		0		0
Total	358	42.47%	485	57.53%	843
0050548					
Poll Place	35	42.68%	47	57.32%	82
Vote by Mail	222	40.88%	321	59.12%	543
Mail Ballot	0		0		0
Total	257	41.12%	368	58.88%	625
0050552					
Poll Place	31	43.66%	40	56.34%	71
Vote by Mail	179	39.43%	275	60.57%	454
Mail Ballot	0		0		0
Total	210	40.00%	315	60.00%	525
0050560					
Poll Place	19	36.54%	33	63.46%	52
Vote by Mail	103	29.94%	241	70.06%	344
Mail Ballot	0		0		0
Total	122	30.81%	274	69.19%	396
0050576					
Poll Place	49	50.00%	49	50.00%	98
Vote by Mail	387	42.43%	525	57.57%	912
Mail Ballot	0		0		0
Total	436	43.17%	574	56.83%	1,010
0050590					
Poll Place	12	34.29%	23	65.71%	35
Vote by Mail	78	38.61%	124	61.39%	202
Mail Ballot	0		0		0
Total	90	37.97%	147	62.03%	237

Precinct	Registered Voters
0050731	
Poll Place	1,136
Vote by Mail	1,136
Mail Ballot	1,136
Total	1,136
0050741	
Poll Place	1,124
Vote by Mail	1,124
Mail Ballot	1,124
Total	1,124
0050742	
Poll Place	1,083
Vote by Mail	1,083
Mail Ballot	1,083
Total	1,083
0050750	
Poll Place	785
Vote by Mail	785
Mail Ballot	785
Total	785
0050751	
Poll Place	422
Vote by Mail	422
Mail Ballot	422
Total	422
0050752	
Poll Place	1,382
Vote by Mail	1,382
Mail Ballot	1,382
Total	1,382

Precinct	Yes		No		Total Votes
0050731					
Poll Place	23	35.94%	41	64.06%	64
Vote by Mail	199	37.34%	334	62.66%	533
Mail Ballot	0		0		0
Total	222	37.19%	375	62.81%	597
0050741					
Poll Place	21	35.59%	38	64.41%	59
Vote by Mail	250	43.10%	330	56.90%	580
Mail Ballot	0		0		0
Total	271	42.41%	368	57.59%	639
0050742					
Poll Place	35	37.63%	58	62.37%	93
Vote by Mail	193	38.14%	313	61.86%	506
Mail Ballot	0		0		0
Total	228	38.06%	371	61.94%	599
0050750					
Poll Place	35	44.30%	44	55.70%	79
Vote by Mail	174	41.83%	242	58.17%	416
Mail Ballot	0		0		0
Total	209	42.22%	286	57.78%	495
0050751					
Poll Place	28	65.12%	15	34.88%	43
Vote by Mail	95	45.67%	113	54.33%	208
Mail Ballot	0		0		0
Total	123	49.00%	128	51.00%	251
0050752					
Poll Place	103	54.21%	87	45.79%	190
Vote by Mail	337	43.99%	429	56.01%	766
Mail Ballot	0		0		0
Total	440	46.03%	516	53.97%	956

Precinct	Registered Voters
0050765	
Poll Place	1,244
Vote by Mail	1,244
Mail Ballot	1,244
Total	1,244
0051180	
Poll Place	982
Vote by Mail	982
Mail Ballot	982
Total	982
0051227	
Poll Place	662
Vote by Mail	662
Mail Ballot	662
Total	662
0051228	
Poll Place	687
Vote by Mail	687
Mail Ballot	687
Total	687
0051310	
Poll Place	476
Vote by Mail	476
Mail Ballot	476
Total	476
0051313	
Poll Place	277
Vote by Mail	277
Mail Ballot	277
Total	277

Precinct	Yes		No		Total Votes
0050765					
Poll Place	42	45.16%	51	54.84%	93
Vote by Mail	311	41.36%	441	58.64%	752
Mail Ballot	0		0		0
Total	353	41.78%	492	58.22%	845
0051180					
Poll Place	30	38.46%	48	61.54%	78
Vote by Mail	163	45.15%	198	54.85%	361
Mail Ballot	0		0		0
Total	193	43.96%	246	56.04%	439
0051227					
Poll Place	37	45.68%	44	54.32%	81
Vote by Mail	221	52.87%	197	47.13%	418
Mail Ballot	0		0		0
Total	258	51.70%	241	48.30%	499
0051228					
Poll Place	29	41.43%	41	58.57%	70
Vote by Mail	167	45.26%	202	54.74%	369
Mail Ballot	0		0		0
Total	196	44.65%	243	55.35%	439
0051310					
Poll Place	19	43.18%	25	56.82%	44
Vote by Mail	58	32.04%	123	67.96%	181
Mail Ballot	0		0		0
Total	77	34.22%	148	65.78%	225
0051313					
Poll Place	5	33.33%	10	66.67%	15
Vote by Mail	50	50.00%	50	50.00%	100
Mail Ballot	0		0		0
Total	55	47.83%	60	52.17%	115

Precinct	Registered Voters
0051331	
Poll Place	1,171
Vote by Mail	1,171
Mail Ballot	1,171
Total	1,171
0051332	
Poll Place	1,189
Vote by Mail	1,189
Mail Ballot	1,189
Total	1,189
0051690	
Poll Place	748
Vote by Mail	748
Mail Ballot	748
Total	748
0051727	
Poll Place	592
Vote by Mail	592
Mail Ballot	592
Total	592
0051728	
Poll Place	559
Vote by Mail	559
Mail Ballot	559
Total	559
0052033	
Poll Place	475
Vote by Mail	475
Mail Ballot	475
Total	475

Precinct	Yes		No		Total Votes
0051331					
Poll Place	41	40.20%	61	59.80%	102
Vote by Mail	285	44.88%	350	55.12%	635
Mail Ballot	0		0		0
Total	326	44.23%	411	55.77%	737
0051332					
Poll Place	28	42.42%	38	57.58%	66
Vote by Mail	310	46.69%	354	53.31%	664
Mail Ballot	0		0		0
Total	338	46.30%	392	53.70%	730
0051690					
Poll Place	16	40.00%	24	60.00%	40
Vote by Mail	121	45.32%	146	54.68%	267
Mail Ballot	0		0		0
Total	137	44.63%	170	55.37%	307
0051727					
Poll Place	37	45.12%	45	54.88%	82
Vote by Mail	144	42.48%	195	57.52%	339
Mail Ballot	0		0		0
Total	181	42.99%	240	57.01%	421
0051728					
Poll Place	29	41.43%	41	58.57%	70
Vote by Mail	132	44.00%	168	56.00%	300
Mail Ballot	0		0		0
Total	161	43.51%	209	56.49%	370
0052033					
Poll Place	15	48.39%	16	51.61%	31
Vote by Mail	58	41.43%	82	58.57%	140
Mail Ballot	0		0		0
Total	73	42.69%	98	57.31%	171

Precinct	Registered Voters
0052034	
Poll Place	797
Vote by Mail	797
Mail Ballot	797
Total	797
0052070	
Poll Place	978
Vote by Mail	978
Mail Ballot	978
Total	978
0052080	
Poll Place	1,001
Vote by Mail	1,001
Mail Ballot	1,001
Total	1,001
0052110	
Poll Place	895
Vote by Mail	895
Mail Ballot	895
Total	895
0052180	
Poll Place	753
Vote by Mail	753
Mail Ballot	753
Total	753
0052182	
Poll Place	641
Vote by Mail	641
Mail Ballot	641
Total	641

Precinct	Yes		No		Total Votes
0052034					
Poll Place	36	53.73%	31	46.27%	67
Vote by Mail	146	43.58%	189	56.42%	335
Mail Ballot	0		0		0
Total	182	45.27%	220	54.73%	402
0052070					
Poll Place	39	46.99%	44	53.01%	83
Vote by Mail	143	36.29%	251	63.71%	394
Mail Ballot	0		0		0
Total	182	38.16%	295	61.84%	477
0052080					
Poll Place	17	29.31%	41	70.69%	58
Vote by Mail	147	38.48%	235	61.52%	382
Mail Ballot	0		0		0
Total	164	37.27%	276	62.73%	440
0052110					
Poll Place	27	45.00%	33	55.00%	60
Vote by Mail	128	39.88%	193	60.12%	321
Mail Ballot	0		0		0
Total	155	40.68%	226	59.32%	381
0052180					
Poll Place	30	40.54%	44	59.46%	74
Vote by Mail	138	39.09%	215	60.91%	353
Mail Ballot	0		0		0
Total	168	39.34%	259	60.66%	427
0052182					
Poll Place	18	60.00%	12	40.00%	30
Vote by Mail	118	38.06%	192	61.94%	310
Mail Ballot	0		0		0
Total	136	40.00%	204	60.00%	340

Precinct	Registered Voters
0052183	
Poll Place	929
Vote by Mail	929
Mail Ballot	929
Total	929
0052184	
Poll Place	890
Vote by Mail	890
Mail Ballot	890
Total	890
0052185	
Poll Place	410
Vote by Mail	410
Mail Ballot	410
Total	410
0052400	
Poll Place	1,170
Vote by Mail	1,170
Mail Ballot	1,170
Total	1,170
0052490	
Poll Place	1,059
Vote by Mail	1,059
Mail Ballot	1,059
Total	1,059
7010010	
Poll Place	2
Vote by Mail	2
Mail Ballot	2
Total	2

Precinct	Yes		No		Total Votes
0052183					
Poll Place	28	33.33%	56	66.67%	84
Vote by Mail	172	42.16%	236	57.84%	408
Mail Ballot	0		0		0
Total	200	40.65%	292	59.35%	492
0052184					
Poll Place	33	51.56%	31	48.44%	64
Vote by Mail	168	38.80%	265	61.20%	433
Mail Ballot	0		0		0
Total	201	40.44%	296	59.56%	497
0052185					
Poll Place	23	41.07%	33	58.93%	56
Vote by Mail	64	38.79%	101	61.21%	165
Mail Ballot	0		0		0
Total	87	39.37%	134	60.63%	221
0052400					
Poll Place	22	51.16%	21	48.84%	43
Vote by Mail	181	38.11%	294	61.89%	475
Mail Ballot	0		0		0
Total	203	39.19%	315	60.81%	518
0052490					
Poll Place	37	50.00%	37	50.00%	74
Vote by Mail	150	31.58%	325	68.42%	475
Mail Ballot	0		0		0
Total	187	34.06%	362	65.94%	549
7010010					
Poll Place	0		0		0
Vote by Mail	0		0		0
Mail Ballot	2	100.00%	0	0.00%	2
Total	2	100.00%	0	0.00%	2

Precinct	Registered Voters
7010015	
Poll Place	3
Vote by Mail	3
Mail Ballot	3
Total	3
7010050	
Poll Place	13
Vote by Mail	13
Mail Ballot	13
Total	13
7010080	
Poll Place	250
Vote by Mail	250
Mail Ballot	250
Total	250
7010084	
Poll Place	119
Vote by Mail	119
Mail Ballot	119
Total	119
7010085	
Poll Place	367
Vote by Mail	367
Mail Ballot	367
Total	367
7010090	
Poll Place	205
Vote by Mail	205
Mail Ballot	205
Total	205

Precinct	Yes		No		Total Votes
7010015					
Poll Place	0		0		0
Vote by Mail	0		0		0
Mail Ballot	1	50.00%	1	50.00%	2
Total	1	50.00%	1	50.00%	2
7010050					
Poll Place	0		0		0
Vote by Mail	0		0		0
Mail Ballot	4	66.67%	2	33.33%	6
Total	4	66.67%	2	33.33%	6
7010080					
Poll Place	0		0		0
Vote by Mail	0		0		0
Mail Ballot	147	67.43%	71	32.57%	218
Total	147	67.43%	71	32.57%	218
7010084					
Poll Place	0		0		0
Vote by Mail	0		0		0
Mail Ballot	35	52.24%	32	47.76%	67
Total	35	52.24%	32	47.76%	67
7010085					
Poll Place	0		0		0
Vote by Mail	0		0		0
Mail Ballot	201	64.42%	111	35.58%	312
Total	201	64.42%	111	35.58%	312
7010090					
Poll Place	0		0		0
Vote by Mail	0		0		0
Mail Ballot	89	62.24%	54	37.76%	143
Total	89	62.24%	54	37.76%	143

Precinct	Registered Voters
7010225	
Poll Place	3
Vote by Mail	3
Mail Ballot	3
Total	3
7010226	
Poll Place	80
Vote by Mail	80
Mail Ballot	80
Total	80
7010229	
Poll Place	96
Vote by Mail	96
Mail Ballot	96
Total	96
7011135	
Poll Place	65
Vote by Mail	65
Mail Ballot	65
Total	65
7011153	
Poll Place	371
Vote by Mail	371
Mail Ballot	371
Total	371
7011171	
Poll Place	151
Vote by Mail	151
Mail Ballot	151
Total	151

Precinct	Yes		No		Total Votes
7010225					
Poll Place	0		0		0
Vote by Mail	0		0		0
Mail Ballot	1	33.33%	2	66.67%	3
Total	1	33.33%	2	66.67%	3
7010226					
Poll Place	0		0		0
Vote by Mail	0		0		0
Mail Ballot	43	65.15%	23	34.85%	66
Total	43	65.15%	23	34.85%	66
7010229					
Poll Place	0		0		0
Vote by Mail	0		0		0
Mail Ballot	34	56.67%	26	43.33%	60
Total	34	56.67%	26	43.33%	60
7011135					
Poll Place	0		0		0
Vote by Mail	0		0		0
Mail Ballot	15	35.71%	27	64.29%	42
Total	15	35.71%	27	64.29%	42
7011153					
Poll Place	0		0		0
Vote by Mail	0		0		0
Mail Ballot	106	45.30%	128	54.70%	234
Total	106	45.30%	128	54.70%	234
7011171					
Poll Place	0		0		0
Vote by Mail	0		0		0
Mail Ballot	31	33.70%	61	66.30%	92
Total	31	33.70%	61	66.30%	92

Precinct	Registered Voters
7011200	
Poll Place	0
Vote by Mail	0
Mail Ballot	0
Total	0
7011202	
Poll Place	244
Vote by Mail	244
Mail Ballot	244
Total	244
7011208	
Poll Place	11
Vote by Mail	11
Mail Ballot	11
Total	11
7011209	
Poll Place	191
Vote by Mail	191
Mail Ballot	191
Total	191
7011290	
Poll Place	224
Vote by Mail	224
Mail Ballot	224
Total	224
7011382	
Poll Place	14
Vote by Mail	14
Mail Ballot	14
Total	14

Precinct	Yes		No		Total Votes
7011200					
Poll Place	0		0		0
Vote by Mail	0		0		0
Mail Ballot	0		0		0
Total	0		0		0
7011202					
Poll Place	0		0		0
Vote by Mail	0		0		0
Mail Ballot	91	52.60%	82	47.40%	173
Total	91	52.60%	82	47.40%	173
7011208					
Poll Place	0		0		0
Vote by Mail	0		0		0
Mail Ballot	3	50.00%	3	50.00%	6
Total	3	50.00%	3	50.00%	6
7011209					
Poll Place	0		0		0
Vote by Mail	0		0		0
Mail Ballot	40	44.94%	49	55.06%	89
Total	40	44.94%	49	55.06%	89
7011290					
Poll Place	0		0		0
Vote by Mail	0		0		0
Mail Ballot	87	53.37%	76	46.63%	163
Total	87	53.37%	76	46.63%	163
7011382					
Poll Place	0		0		0
Vote by Mail	0		0		0
Mail Ballot	10	100.00%	0	0.00%	10
Total	10	100.00%	0	0.00%	10

Precinct	Registered Voters
7011391	
Poll Place	26
Vote by Mail	26
Mail Ballot	26
Total	26
7011538	
Poll Place	176
Vote by Mail	176
Mail Ballot	176
Total	176
7011541	
Poll Place	1
Vote by Mail	1
Mail Ballot	1
Total	1
7011542	
Poll Place	5
Vote by Mail	5
Mail Ballot	5
Total	5
7011627	
Poll Place	0
Vote by Mail	0
Mail Ballot	0
Total	0
7011632	
Poll Place	92
Vote by Mail	92
Mail Ballot	92
Total	92

Precinct	Yes		No		Total Votes
7011391					
Poll Place	0		0		0
Vote by Mail	0		0		0
Mail Ballot	10	47.62%	11	52.38%	21
Total	10	47.62%	11	52.38%	21
7011538					
Poll Place	0		0		0
Vote by Mail	0		0		0
Mail Ballot	99	66.89%	49	33.11%	148
Total	99	66.89%	49	33.11%	148
7011541					
Poll Place	0		0		0
Vote by Mail	0		0		0
Mail Ballot	0	0.00%	1	100.00%	1
Total	0	0.00%	1	100.00%	1
7011542					
Poll Place	0		0		0
Vote by Mail	0		0		0
Mail Ballot	0	0.00%	1	100.00%	1
Total	0	0.00%	1	100.00%	1
7011627					
Poll Place	0		0		0
Vote by Mail	0		0		0
Mail Ballot	0		0		0
Total	0		0		0
7011632					
Poll Place	0		0		0
Vote by Mail	0		0		0
Mail Ballot	35	61.40%	22	38.60%	57
Total	35	61.40%	22	38.60%	57

Precinct	Registered Voters
7011683	
Poll Place	35
Vote by Mail	35
Mail Ballot	35
Total	35
7011703	
Poll Place	96
Vote by Mail	96
Mail Ballot	96
Total	96
7011719	
Poll Place	250
Vote by Mail	250
Mail Ballot	250
Total	250
7011759	
Poll Place	0
Vote by Mail	0
Mail Ballot	0
Total	0
7011760	
Poll Place	0
Vote by Mail	0
Mail Ballot	0
Total	0
7011773	
Poll Place	267
Vote by Mail	267
Mail Ballot	267
Total	267

Precinct	Yes		No		Total Votes
7011683					
Poll Place	0		0		0
Vote by Mail	0		0		0
Mail Ballot	16	61.54%	10	38.46%	26
Total	16	61.54%	10	38.46%	26
7011703					
Poll Place	0		0		0
Vote by Mail	0		0		0
Mail Ballot	65	77.38%	19	22.62%	84
Total	65	77.38%	19	22.62%	84
7011719					
Poll Place	0		0		0
Vote by Mail	0		0		0
Mail Ballot	111	59.68%	75	40.32%	186
Total	111	59.68%	75	40.32%	186
7011759					
Poll Place	0		0		0
Vote by Mail	0		0		0
Mail Ballot	0		0		0
Total	0		0		0
7011760					
Poll Place	0		0		0
Vote by Mail	0		0		0
Mail Ballot	0		0		0
Total	0		0		0
7011773					
Poll Place	0		0		0
Vote by Mail	0		0		0
Mail Ballot	130	55.32%	105	44.68%	235
Total	130	55.32%	105	44.68%	235

Precinct	Registered Voters
7011820	
Poll Place	90
Vote by Mail	90
Mail Ballot	90
Total	90
7011835	
Poll Place	0
Vote by Mail	0
Mail Ballot	0
Total	0
7011840	
Poll Place	21
Vote by Mail	21
Mail Ballot	21
Total	21
7011870	
Poll Place	11
Vote by Mail	11
Mail Ballot	11
Total	11
7011880	
Poll Place	0
Vote by Mail	0
Mail Ballot	0
Total	0
7011900	
Poll Place	133
Vote by Mail	133
Mail Ballot	133
Total	133

Precinct	Yes		No		Total Votes
7011820					
Poll Place	0		0		0
Vote by Mail	0		0		0
Mail Ballot	32	42.11%	44	57.89%	76
Total	32	42.11%	44	57.89%	76
7011835					
Poll Place	0		0		0
Vote by Mail	0		0		0
Mail Ballot	0		0		0
Total	0		0		0
7011840					
Poll Place	0		0		0
Vote by Mail	0		0		0
Mail Ballot	11	64.71%	6	35.29%	17
Total	11	64.71%	6	35.29%	17
7011870					
Poll Place	0		0		0
Vote by Mail	0		0		0
Mail Ballot	4	44.44%	5	55.56%	9
Total	4	44.44%	5	55.56%	9
7011880					
Poll Place	0		0		0
Vote by Mail	0		0		0
Mail Ballot	0		0		0
Total	0		0		0
7011900					
Poll Place	0		0		0
Vote by Mail	0		0		0
Mail Ballot	74	64.35%	41	35.65%	115
Total	74	64.35%	41	35.65%	115

Precinct	Registered Voters
7011915	
Poll Place	46
Vote by Mail	46
Mail Ballot	46
Total	46
7011922	
Poll Place	208
Vote by Mail	208
Mail Ballot	208
Total	208
7011983	
Poll Place	35
Vote by Mail	35
Mail Ballot	35
Total	35
7011999	
Poll Place	141
Vote by Mail	141
Mail Ballot	141
Total	141
7012010	
Poll Place	54
Vote by Mail	54
Mail Ballot	54
Total	54
7012013	
Poll Place	0
Vote by Mail	0
Mail Ballot	0
Total	0

Precinct	Yes		No		Total Votes
7011915					
Poll Place	0		0		0
Vote by Mail	0		0		0
Mail Ballot	19	55.88%	15	44.12%	34
Total	19	55.88%	15	44.12%	34
7011922					
Poll Place	0		0		0
Vote by Mail	0		0		0
Mail Ballot	87	56.13%	68	43.87%	155
Total	87	56.13%	68	43.87%	155
7011983					
Poll Place	0		0		0
Vote by Mail	0		0		0
Mail Ballot	21	77.78%	6	22.22%	27
Total	21	77.78%	6	22.22%	27
7011999					
Poll Place	0		0		0
Vote by Mail	0		0		0
Mail Ballot	70	56.00%	55	44.00%	125
Total	70	56.00%	55	44.00%	125
7012010					
Poll Place	0		0		0
Vote by Mail	0		0		0
Mail Ballot	37	80.43%	9	19.57%	46
Total	37	80.43%	9	19.57%	46
7012013					
Poll Place	0		0		0
Vote by Mail	0		0		0
Mail Ballot	0		0		0
Total	0		0		0

Precinct	Registered Voters
7012056	
Poll Place	45
Vote by Mail	45
Mail Ballot	45
Total	45
7012160	
Poll Place	261
Vote by Mail	261
Mail Ballot	261
Total	261
7012162	
Poll Place	0
Vote by Mail	0
Mail Ballot	0
Total	0
7012164	
Poll Place	129
Vote by Mail	129
Mail Ballot	129
Total	129
7012277	
Poll Place	243
Vote by Mail	243
Mail Ballot	243
Total	243
7012397	
Poll Place	85
Vote by Mail	85
Mail Ballot	85
Total	85

Precinct	Yes		No		Total Votes
7012056					
Poll Place	0		0		0
Vote by Mail	0		0		0
Mail Ballot	20	58.82%	14	41.18%	34
Total	20	58.82%	14	41.18%	34
7012160					
Poll Place	0		0		0
Vote by Mail	0		0		0
Mail Ballot	87	42.86%	116	57.14%	203
Total	87	42.86%	116	57.14%	203
7012162					
Poll Place	0		0		0
Vote by Mail	0		0		0
Mail Ballot	0		0		0
Total	0		0		0
7012164					
Poll Place	0		0		0
Vote by Mail	0		0		0
Mail Ballot	45	43.27%	59	56.73%	104
Total	45	43.27%	59	56.73%	104
7012277					
Poll Place	0		0		0
Vote by Mail	0		0		0
Mail Ballot	134	72.43%	51	27.57%	185
Total	134	72.43%	51	27.57%	185
7012397					
Poll Place	0		0		0
Vote by Mail	0		0		0
Mail Ballot	26	59.09%	18	40.91%	44
Total	26	59.09%	18	40.91%	44

Precinct	Registered Voters
7012413	
Poll Place	274
Vote by Mail	274
Mail Ballot	274
Total	274
7012712	
Poll Place	50
Vote by Mail	50
Mail Ballot	50
Total	50
7012757	
Poll Place	114
Vote by Mail	114
Mail Ballot	114
Total	114
7012856	
Poll Place	125
Vote by Mail	125
Mail Ballot	125
Total	125
7012912	
Poll Place	20
Vote by Mail	20
Mail Ballot	20
Total	20
7012937	
Poll Place	101
Vote by Mail	101
Mail Ballot	101
Total	101

Precinct	Yes		No		Total Votes
7012413					
Poll Place	0		0		0
Vote by Mail	0		0		0
Mail Ballot	47	31.54%	102	68.46%	149
Total	47	31.54%	102	68.46%	149
7012712					
Poll Place	0		0		0
Vote by Mail	0		0		0
Mail Ballot	32	71.11%	13	28.89%	45
Total	32	71.11%	13	28.89%	45
7012757					
Poll Place	0		0		0
Vote by Mail	0		0		0
Mail Ballot	39	51.32%	37	48.68%	76
Total	39	51.32%	37	48.68%	76
7012856					
Poll Place	0		0		0
Vote by Mail	0		0		0
Mail Ballot	62	62.00%	38	38.00%	100
Total	62	62.00%	38	38.00%	100
7012912					
Poll Place	0		0		0
Vote by Mail	0		0		0
Mail Ballot	12	92.31%	1	7.69%	13
Total	12	92.31%	1	7.69%	13
7012937					
Poll Place	0		0		0
Vote by Mail	0		0		0
Mail Ballot	18	33.96%	35	66.04%	53
Total	18	33.96%	35	66.04%	53

Precinct	Registered Voters
7012992	
Poll Place	39
Vote by Mail	39
Mail Ballot	39
Total	39
7013047	
Poll Place	207
Vote by Mail	207
Mail Ballot	207
Total	207
7013068	
Poll Place	7
Vote by Mail	7
Mail Ballot	7
Total	7
7013095	
Poll Place	238
Vote by Mail	238
Mail Ballot	238
Total	238
7013102	
Poll Place	27
Vote by Mail	27
Mail Ballot	27
Total	27
7013104	
Poll Place	2
Vote by Mail	2
Mail Ballot	2
Total	2

Precinct	Yes		No		Total Votes
7012992					
Poll Place	0		0		0
Vote by Mail	0		0		0
Mail Ballot	15	46.88%	17	53.13%	32
Total	15	46.88%	17	53.13%	32
7013047					
Poll Place	0		0		0
Vote by Mail	0		0		0
Mail Ballot	112	70.89%	46	29.11%	158
Total	112	70.89%	46	29.11%	158
7013068					
Poll Place	0		0		0
Vote by Mail	0		0		0
Mail Ballot	3	50.00%	3	50.00%	6
Total	3	50.00%	3	50.00%	6
7013095					
Poll Place	0		0		0
Vote by Mail	0		0		0
Mail Ballot	65	56.03%	51	43.97%	116
Total	65	56.03%	51	43.97%	116
7013102					
Poll Place	0		0		0
Vote by Mail	0		0		0
Mail Ballot	17	68.00%	8	32.00%	25
Total	17	68.00%	8	32.00%	25
7013104					
Poll Place	0		0		0
Vote by Mail	0		0		0
Mail Ballot	1	50.00%	1	50.00%	2
Total	1	50.00%	1	50.00%	2

Precinct	Registered Voters
7013105	
Poll Place	36
Vote by Mail	36
Mail Ballot	36
Total	36
7013106	
Poll Place	223
Vote by Mail	223
Mail Ballot	223
Total	223
7013112	
Poll Place	13
Vote by Mail	13
Mail Ballot	13
Total	13
7013114	
Poll Place	1,016
Vote by Mail	1,016
Mail Ballot	1,016
Total	1,016
7013115	
Poll Place	6
Vote by Mail	6
Mail Ballot	6
Total	6
7013134	
Poll Place	0
Vote by Mail	0
Mail Ballot	0
Total	0

Precinct	Yes		No		Total Votes
7013105					
Poll Place	0		0		0
Vote by Mail	0		0		0
Mail Ballot	10	47.62%	11	52.38%	21
Total	10	47.62%	11	52.38%	21
7013106					
Poll Place	0		0		0
Vote by Mail	0		0		0
Mail Ballot	100	57.80%	73	42.20%	173
Total	100	57.80%	73	42.20%	173
7013112					
Poll Place	0		0		0
Vote by Mail	0		0		0
Mail Ballot	3	37.50%	5	62.50%	8
Total	3	37.50%	5	62.50%	8
7013114					
Poll Place	0		0		0
Vote by Mail	0		0		0
Mail Ballot	439	53.67%	379	46.33%	818
Total	439	53.67%	379	46.33%	818
7013115					
Poll Place	0		0		0
Vote by Mail	0		0		0
Mail Ballot	2	50.00%	2	50.00%	4
Total	2	50.00%	2	50.00%	4
7013134					
Poll Place	0		0		0
Vote by Mail	0		0		0
Mail Ballot	0		0		0
Total	0		0		0

Precinct	Registered Voters
7013182	
Poll Place	66
Vote by Mail	66
Mail Ballot	66
Total	66
7013369	
Poll Place	163
Vote by Mail	163
Mail Ballot	163
Total	163
7013507	
Poll Place	0
Vote by Mail	0
Mail Ballot	0
Total	0
7013569	
Poll Place	0
Vote by Mail	0
Mail Ballot	0
Total	0
7015125	
Poll Place	9
Vote by Mail	9
Mail Ballot	9
Total	9
7015128	
Poll Place	341
Vote by Mail	341
Mail Ballot	341
Total	341

Precinct	Yes		No		Total Votes
7013182					
Poll Place	0		0		0
Vote by Mail	0		0		0
Mail Ballot	37	67.27%	18	32.73%	55
Total	37	67.27%	18	32.73%	55
7013369					
Poll Place	0		0		0
Vote by Mail	0		0		0
Mail Ballot	59	53.64%	51	46.36%	110
Total	59	53.64%	51	46.36%	110
7013507					
Poll Place	0		0		0
Vote by Mail	0		0		0
Mail Ballot	0		0		0
Total	0		0		0
7013569					
Poll Place	0		0		0
Vote by Mail	0		0		0
Mail Ballot	0		0		0
Total	0		0		0
7015125					
Poll Place	0		0		0
Vote by Mail	0		0		0
Mail Ballot	7	100.00%	0	0.00%	7
Total	7	100.00%	0	0.00%	7
7015128					
Poll Place	0		0		0
Vote by Mail	0		0		0
Mail Ballot	139	48.77%	146	51.23%	285
Total	139	48.77%	146	51.23%	285

Precinct	Registered Voters
7015131	
Poll Place	176
Vote by Mail	176
Mail Ballot	176
Total	176
7015134	
Poll Place	0
Vote by Mail	0
Mail Ballot	0
Total	0
7020012	
Poll Place	212
Vote by Mail	212
Mail Ballot	212
Total	212
7020014	
Poll Place	97
Vote by Mail	97
Mail Ballot	97
Total	97
7020034	
Poll Place	46
Vote by Mail	46
Mail Ballot	46
Total	46
7020036	
Poll Place	274
Vote by Mail	274
Mail Ballot	274
Total	274

Precinct	Yes		No		Total Votes
7015131					
Poll Place	0		0		0
Vote by Mail	0		0		0
Mail Ballot	55	46.61%	63	53.39%	118
Total	55	46.61%	63	53.39%	118
7015134					
Poll Place	0		0		0
Vote by Mail	0		0		0
Mail Ballot	0		0		0
Total	0		0		0
7020012					
Poll Place	0		0		0
Vote by Mail	0		0		0
Mail Ballot	105	61.40%	66	38.60%	171
Total	105	61.40%	66	38.60%	171
7020014					
Poll Place	0		0		0
Vote by Mail	0		0		0
Mail Ballot	49	60.49%	32	39.51%	81
Total	49	60.49%	32	39.51%	81
7020034					
Poll Place	0		0		0
Vote by Mail	0		0		0
Mail Ballot	15	46.88%	17	53.13%	32
Total	15	46.88%	17	53.13%	32
7020036					
Poll Place	0		0		0
Vote by Mail	0		0		0
Mail Ballot	62	40.52%	91	59.48%	153
Total	62	40.52%	91	59.48%	153

Precinct	Registered Voters
7020110	
Poll Place	248
Vote by Mail	248
Mail Ballot	248
Total	248
7020143	
Poll Place	1
Vote by Mail	1
Mail Ballot	1
Total	1
7020175	
Poll Place	59
Vote by Mail	59
Mail Ballot	59
Total	59
7020176	
Poll Place	0
Vote by Mail	0
Mail Ballot	0
Total	0
7020250	
Poll Place	287
Vote by Mail	287
Mail Ballot	287
Total	287
7020264	
Poll Place	1
Vote by Mail	1
Mail Ballot	1
Total	1

Precinct	Yes		No		Total Votes
7020110					
Poll Place	0		0		0
Vote by Mail	0		0		0
Mail Ballot	101	49.03%	105	50.97%	206
Total	101	49.03%	105	50.97%	206
7020143					
Poll Place	0		0		0
Vote by Mail	0		0		0
Mail Ballot	0		0		0
Total	0		0		0
7020175					
Poll Place	0		0		0
Vote by Mail	0		0		0
Mail Ballot	26	57.78%	19	42.22%	45
Total	26	57.78%	19	42.22%	45
7020176					
Poll Place	0		0		0
Vote by Mail	0		0		0
Mail Ballot	0		0		0
Total	0		0		0
7020250					
Poll Place	0		0		0
Vote by Mail	0		0		0
Mail Ballot	102	52.31%	93	47.69%	195
Total	102	52.31%	93	47.69%	195
7020264					
Poll Place	0		0		0
Vote by Mail	0		0		0
Mail Ballot	0	0.00%	1	100.00%	1
Total	0	0.00%	1	100.00%	1

Precinct	Registered Voters
7020266	
Poll Place	320
Vote by Mail	320
Mail Ballot	320
Total	320
7020267	
Poll Place	9
Vote by Mail	9
Mail Ballot	9
Total	9
7020281	
Poll Place	22
Vote by Mail	22
Mail Ballot	22
Total	22
7021136	
Poll Place	0
Vote by Mail	0
Mail Ballot	0
Total	0
7021138	
Poll Place	38
Vote by Mail	38
Mail Ballot	38
Total	38
7021139	
Poll Place	111
Vote by Mail	111
Mail Ballot	111
Total	111

Precinct	Yes		No		Total Votes
7020266					
Poll Place	0		0		0
Vote by Mail	0		0		0
Mail Ballot	78	43.82%	100	56.18%	178
Total	78	43.82%	100	56.18%	178
7020267					
Poll Place	0		0		0
Vote by Mail	0		0		0
Mail Ballot	2	33.33%	4	66.67%	6
Total	2	33.33%	4	66.67%	6
7020281					
Poll Place	0		0		0
Vote by Mail	0		0		0
Mail Ballot	7	41.18%	10	58.82%	17
Total	7	41.18%	10	58.82%	17
7021136					
Poll Place	0		0		0
Vote by Mail	0		0		0
Mail Ballot	0		0		0
Total	0		0		0
7021138					
Poll Place	0		0		0
Vote by Mail	0		0		0
Mail Ballot	5	29.41%	12	70.59%	17
Total	5	29.41%	12	70.59%	17
7021139					
Poll Place	0		0		0
Vote by Mail	0		0		0
Mail Ballot	61	61.00%	39	39.00%	100
Total	61	61.00%	39	39.00%	100

Precinct	Registered Voters
7021222	
Poll Place	16
Vote by Mail	16
Mail Ballot	16
Total	16
7021230	
Poll Place	0
Vote by Mail	0
Mail Ballot	0
Total	0
7021231	
Poll Place	16
Vote by Mail	16
Mail Ballot	16
Total	16
7021235	
Poll Place	147
Vote by Mail	147
Mail Ballot	147
Total	147
7021257	
Poll Place	42
Vote by Mail	42
Mail Ballot	42
Total	42
7021261	
Poll Place	64
Vote by Mail	64
Mail Ballot	64
Total	64

Precinct	Yes		No		Total Votes
7021222					
Poll Place	0		0		0
Vote by Mail	0		0		0
Mail Ballot	3	30.00%	7	70.00%	10
Total	3	30.00%	7	70.00%	10
7021230					
Poll Place	0		0		0
Vote by Mail	0		0		0
Mail Ballot	0		0		0
Total	0		0		0
7021231					
Poll Place	0		0		0
Vote by Mail	0		0		0
Mail Ballot	6	40.00%	9	60.00%	15
Total	6	40.00%	9	60.00%	15
7021235					
Poll Place	0		0		0
Vote by Mail	0		0		0
Mail Ballot	61	58.65%	43	41.35%	104
Total	61	58.65%	43	41.35%	104
7021257					
Poll Place	0		0		0
Vote by Mail	0		0		0
Mail Ballot	13	56.52%	10	43.48%	23
Total	13	56.52%	10	43.48%	23
7021261					
Poll Place	0		0		0
Vote by Mail	0		0		0
Mail Ballot	26	55.32%	21	44.68%	47
Total	26	55.32%	21	44.68%	47

Precinct	Registered Voters
7021276	
Poll Place	0
Vote by Mail	0
Mail Ballot	0
Total	0
7021279	
Poll Place	50
Vote by Mail	50
Mail Ballot	50
Total	50
7021301	
Poll Place	136
Vote by Mail	136
Mail Ballot	136
Total	136
7021304	
Poll Place	114
Vote by Mail	114
Mail Ballot	114
Total	114
7021381	
Poll Place	0
Vote by Mail	0
Mail Ballot	0
Total	0
7021387	
Poll Place	127
Vote by Mail	127
Mail Ballot	127
Total	127

Precinct	Yes		No		Total Votes
7021276					
Poll Place	0		0		0
Vote by Mail	0		0		0
Mail Ballot	0		0		0
Total	0		0		0
7021279					
Poll Place	0		0		0
Vote by Mail	0		0		0
Mail Ballot	19	52.78%	17	47.22%	36
Total	19	52.78%	17	47.22%	36
7021301					
Poll Place	0		0		0
Vote by Mail	0		0		0
Mail Ballot	49	50.00%	49	50.00%	98
Total	49	50.00%	49	50.00%	98
7021304					
Poll Place	0		0		0
Vote by Mail	0		0		0
Mail Ballot	32	45.07%	39	54.93%	71
Total	32	45.07%	39	54.93%	71
7021381					
Poll Place	0		0		0
Vote by Mail	0		0		0
Mail Ballot	0		0		0
Total	0		0		0
7021387					
Poll Place	0		0		0
Vote by Mail	0		0		0
Mail Ballot	43	46.24%	50	53.76%	93
Total	43	46.24%	50	53.76%	93

Precinct	Registered Voters
7021477	
Poll Place	97
Vote by Mail	97
Mail Ballot	97
Total	97
7021493	
Poll Place	0
Vote by Mail	0
Mail Ballot	0
Total	0
7021494	
Poll Place	0
Vote by Mail	0
Mail Ballot	0
Total	0
7021501	
Poll Place	19
Vote by Mail	19
Mail Ballot	19
Total	19
7021514	
Poll Place	255
Vote by Mail	255
Mail Ballot	255
Total	255
7021527	
Poll Place	159
Vote by Mail	159
Mail Ballot	159
Total	159

Precinct	Yes		No		Total Votes
7021477					
Poll Place	0		0		0
Vote by Mail	0		0		0
Mail Ballot	38	50.67%	37	49.33%	75
Total	38	50.67%	37	49.33%	75
7021493					
Poll Place	0		0		0
Vote by Mail	0		0		0
Mail Ballot	0		0		0
Total	0		0		0
7021494					
Poll Place	0		0		0
Vote by Mail	0		0		0
Mail Ballot	0		0		0
Total	0		0		0
7021501					
Poll Place	0		0		0
Vote by Mail	0		0		0
Mail Ballot	5	33.33%	10	66.67%	15
Total	5	33.33%	10	66.67%	15
7021514					
Poll Place	0		0		0
Vote by Mail	0		0		0
Mail Ballot	138	69.00%	62	31.00%	200
Total	138	69.00%	62	31.00%	200
7021527					
Poll Place	0		0		0
Vote by Mail	0		0		0
Mail Ballot	53	52.48%	48	47.52%	101
Total	53	52.48%	48	47.52%	101

Precinct	Registered Voters
7021637	
Poll Place	8
Vote by Mail	8
Mail Ballot	8
Total	8
7021717	
Poll Place	8
Vote by Mail	8
Mail Ballot	8
Total	8
7021752	
Poll Place	65
Vote by Mail	65
Mail Ballot	65
Total	65
7021879	
Poll Place	0
Vote by Mail	0
Mail Ballot	0
Total	0
7021905	
Poll Place	2
Vote by Mail	2
Mail Ballot	2
Total	2
7021923	
Poll Place	123
Vote by Mail	123
Mail Ballot	123
Total	123

Precinct	Yes		No		Total Votes
7021637					
Poll Place	0		0		0
Vote by Mail	0		0		0
Mail Ballot	4	50.00%	4	50.00%	8
Total	4	50.00%	4	50.00%	8
7021717					
Poll Place	0		0		0
Vote by Mail	0		0		0
Mail Ballot	3	42.86%	4	57.14%	7
Total	3	42.86%	4	57.14%	7
7021752					
Poll Place	0		0		0
Vote by Mail	0		0		0
Mail Ballot	9	32.14%	19	67.86%	28
Total	9	32.14%	19	67.86%	28
7021879					
Poll Place	0		0		0
Vote by Mail	0		0		0
Mail Ballot	0		0		0
Total	0		0		0
7021905					
Poll Place	0		0		0
Vote by Mail	0		0		0
Mail Ballot	0	0.00%	1	100.00%	1
Total	0	0.00%	1	100.00%	1
7021923					
Poll Place	0		0		0
Vote by Mail	0		0		0
Mail Ballot	57	60.64%	37	39.36%	94
Total	57	60.64%	37	39.36%	94

Precinct	Registered Voters
7021924	
Poll Place	227
Vote by Mail	227
Mail Ballot	227
Total	227
7021925	
Poll Place	177
Vote by Mail	177
Mail Ballot	177
Total	177
7021927	
Poll Place	0
Vote by Mail	0
Mail Ballot	0
Total	0
7022001	
Poll Place	47
Vote by Mail	47
Mail Ballot	47
Total	47
7022205	
Poll Place	254
Vote by Mail	254
Mail Ballot	254
Total	254
7022007	
Poll Place	121
Vote by Mail	121
Mail Ballot	121
Total	121

Precinct	Yes		No		Total Votes
7021924					
Poll Place	0		0		0
Vote by Mail	0		0		0
Mail Ballot	105	59.66%	71	40.34%	176
Total	105	59.66%	71	40.34%	176
7021925					
Poll Place	0		0		0
Vote by Mail	0		0		0
Mail Ballot	70	50.72%	68	49.28%	138
Total	70	50.72%	68	49.28%	138
7021927					
Poll Place	0		0		0
Vote by Mail	0		0		0
Mail Ballot	0		0		0
Total	0		0		0
7022001					
Poll Place	0		0		0
Vote by Mail	0		0		0
Mail Ballot	7	38.89%	11	61.11%	18
Total	7	38.89%	11	61.11%	18
7022205					
Poll Place	0		0		0
Vote by Mail	0		0		0
Mail Ballot	116	54.21%	98	45.79%	214
Total	116	54.21%	98	45.79%	214
7022007					
Poll Place	0		0		0
Vote by Mail	0		0		0
Mail Ballot	35	46.67%	40	53.33%	75
Total	35	46.67%	40	53.33%	75

Precinct	Registered Voters
7022013	
Poll Place	119
Vote by Mail	119
Mail Ballot	119
Total	119
7022014	
Poll Place	355
Vote by Mail	355
Mail Ballot	355
Total	355
7022015	
Poll Place	500
Vote by Mail	500
Mail Ballot	500
Total	500
7022019	
Poll Place	273
Vote by Mail	273
Mail Ballot	273
Total	273
7022022	
Poll Place	9
Vote by Mail	9
Mail Ballot	9
Total	9
7022025	
Poll Place	0
Vote by Mail	0
Mail Ballot	0
Total	0

Precinct	Yes		No		Total Votes
7022013					
Poll Place	0		0		0
Vote by Mail	0		0		0
Mail Ballot	34	53.13%	30	46.88%	64
Total	34	53.13%	30	46.88%	64
7022014					
Poll Place	0		0		0
Vote by Mail	0		0		0
Mail Ballot	173	60.92%	111	39.08%	284
Total	173	60.92%	111	39.08%	284
7022015					
Poll Place	0		0		0
Vote by Mail	0		0		0
Mail Ballot	197	52.67%	177	47.33%	374
Total	197	52.67%	177	47.33%	374
7022019					
Poll Place	0		0		0
Vote by Mail	0		0		0
Mail Ballot	60	39.74%	91	60.26%	151
Total	60	39.74%	91	60.26%	151
7022022					
Poll Place	0		0		0
Vote by Mail	0		0		0
Mail Ballot	4	57.14%	3	42.86%	7
Total	4	57.14%	3	42.86%	7
7022025					
Poll Place	0		0		0
Vote by Mail	0		0		0
Mail Ballot	0		0		0
Total	0		0		0

Precinct	Registered Voters
7022028	
Poll Place	160
Vote by Mail	160
Mail Ballot	160
Total	160
7022029	
Poll Place	193
Vote by Mail	193
Mail Ballot	193
Total	193
7022217	
Poll Place	0
Vote by Mail	0
Mail Ballot	0
Total	0
7022227	
Poll Place	0
Vote by Mail	0
Mail Ballot	0
Total	0
7022234	
Poll Place	22
Vote by Mail	22
Mail Ballot	22
Total	22
7022283	
Poll Place	172
Vote by Mail	172
Mail Ballot	172
Total	172

Precinct	Yes		No		Total Votes
7022028					
Poll Place	0		0		0
Vote by Mail	0		0		0
Mail Ballot	53	52.48%	48	47.52%	101
Total	53	52.48%	48	47.52%	101
7022029					
Poll Place	0		0		0
Vote by Mail	0		0		0
Mail Ballot	64	52.46%	58	47.54%	122
Total	64	52.46%	58	47.54%	122
7022217					
Poll Place	0		0		0
Vote by Mail	0		0		0
Mail Ballot	0		0		0
Total	0		0		0
7022227					
Poll Place	0		0		0
Vote by Mail	0		0		0
Mail Ballot	0		0		0
Total	0		0		0
7022234					
Poll Place	0		0		0
Vote by Mail	0		0		0
Mail Ballot	11	73.33%	4	26.67%	15
Total	11	73.33%	4	26.67%	15
7022283					
Poll Place	0		0		0
Vote by Mail	0		0		0
Mail Ballot	38	38.38%	61	61.62%	99
Total	38	38.38%	61	61.62%	99

Precinct	Registered Voters
7022421	
Poll Place	43
Vote by Mail	43
Mail Ballot	43
Total	43
7022454	
Poll Place	247
Vote by Mail	247
Mail Ballot	247
Total	247
7022456	
Poll Place	2
Vote by Mail	2
Mail Ballot	2
Total	2
7022473	
Poll Place	1
Vote by Mail	1
Mail Ballot	1
Total	1
7022600	
Poll Place	15
Vote by Mail	15
Mail Ballot	15
Total	15
7022658	
Poll Place	8
Vote by Mail	8
Mail Ballot	8
Total	8

Precinct	Yes		No		Total Votes
7022421					
Poll Place	0		0		0
Vote by Mail	0		0		0
Mail Ballot	6	28.57%	15	71.43%	21
Total	6	28.57%	15	71.43%	21
7022454					
Poll Place	0		0		0
Vote by Mail	0		0		0
Mail Ballot	79	53.02%	70	46.98%	149
Total	79	53.02%	70	46.98%	149
7022456					
Poll Place	0		0		0
Vote by Mail	0		0		0
Mail Ballot	2	100.00%	0	0.00%	2
Total	2	100.00%	0	0.00%	2
7022473					
Poll Place	0		0		0
Vote by Mail	0		0		0
Mail Ballot	1	100.00%	0	0.00%	1
Total	1	100.00%	0	0.00%	1
7022600					
Poll Place	0		0		0
Vote by Mail	0		0		0
Mail Ballot	3	23.08%	10	76.92%	13
Total	3	23.08%	10	76.92%	13
7022658					
Poll Place	0		0		0
Vote by Mail	0		0		0
Mail Ballot	3	50.00%	3	50.00%	6
Total	3	50.00%	3	50.00%	6

Precinct	Registered Voters
7022768	
Poll Place	0
Vote by Mail	0
Mail Ballot	0
Total	0
7022791	
Poll Place	100
Vote by Mail	100
Mail Ballot	100
Total	100
7022793	
Poll Place	96
Vote by Mail	96
Mail Ballot	96
Total	96
7022803	
Poll Place	42
Vote by Mail	42
Mail Ballot	42
Total	42
7022805	
Poll Place	158
Vote by Mail	158
Mail Ballot	158
Total	158
7023016	
Poll Place	0
Vote by Mail	0
Mail Ballot	0
Total	0

Precinct	Yes		No		Total Votes
7022768					
Poll Place	0		0		0
Vote by Mail	0		0		0
Mail Ballot	0		0		0
Total	0		0		0
7022791					
Poll Place	0		0		0
Vote by Mail	0		0		0
Mail Ballot	47	65.28%	25	34.72%	72
Total	47	65.28%	25	34.72%	72
7022793					
Poll Place	0		0		0
Vote by Mail	0		0		0
Mail Ballot	50	69.44%	22	30.56%	72
Total	50	69.44%	22	30.56%	72
7022803					
Poll Place	0		0		0
Vote by Mail	0		0		0
Mail Ballot	6	54.55%	5	45.45%	11
Total	6	54.55%	5	45.45%	11
7022805					
Poll Place	0		0		0
Vote by Mail	0		0		0
Mail Ballot	65	57.52%	48	42.48%	113
Total	65	57.52%	48	42.48%	113
7023016					
Poll Place	0		0		0
Vote by Mail	0		0		0
Mail Ballot	0		0		0
Total	0		0		0

Precinct	Registered Voters
7023018	
Poll Place	0
Vote by Mail	0
Mail Ballot	0
Total	0
7023019	
Poll Place	0
Vote by Mail	0
Mail Ballot	0
Total	0
7023024	
Poll Place	138
Vote by Mail	138
Mail Ballot	138
Total	138
7023037	
Poll Place	40
Vote by Mail	40
Mail Ballot	40
Total	40
7023082	
Poll Place	194
Vote by Mail	194
Mail Ballot	194
Total	194
7023084	
Poll Place	0
Vote by Mail	0
Mail Ballot	0
Total	0

Precinct	Yes	No	Total Votes
7023018			
Poll Place	0	0	0
Vote by Mail	0	0	0
Mail Ballot	0	0	0
Total	0	0	0
7023019			
Poll Place	0	0	0
Vote by Mail	0	0	0
Mail Ballot	0	0	0
Total	0	0	0
7023024			
Poll Place	0	0	0
Vote by Mail	0	0	0
Mail Ballot	43 47.25%	48 52.75%	91
Total	43 47.25%	48 52.75%	91
7023037			
Poll Place	0	0	0
Vote by Mail	0	0	0
Mail Ballot	14 66.67%	7 33.33%	21
Total	14 66.67%	7 33.33%	21
7023082			
Poll Place	0	0	0
Vote by Mail	0	0	0
Mail Ballot	63 49.22%	65 50.78%	128
Total	63 49.22%	65 50.78%	128
7023084			
Poll Place	0	0	0
Vote by Mail	0	0	0
Mail Ballot	0	0	0
Total	0	0	0

Precinct	Registered Voters
7023148	
Poll Place	12
Vote by Mail	12
Mail Ballot	12
Total	12
7023198	
Poll Place	15
Vote by Mail	15
Mail Ballot	15
Total	15
7023201	
Poll Place	4
Vote by Mail	4
Mail Ballot	4
Total	4
7023221	
Poll Place	0
Vote by Mail	0
Mail Ballot	0
Total	0
7023303	
Poll Place	0
Vote by Mail	0
Mail Ballot	0
Total	0
7023395	
Poll Place	0
Vote by Mail	0
Mail Ballot	0
Total	0

Precinct	Yes		No		Total Votes
7023148					
Poll Place	0		0		0
Vote by Mail	0		0		0
Mail Ballot	10	83.33%	2	16.67%	12
Total	10	83.33%	2	16.67%	12
7023198					
Poll Place	0		0		0
Vote by Mail	0		0		0
Mail Ballot	4	36.36%	7	63.64%	11
Total	4	36.36%	7	63.64%	11
7023201					
Poll Place	0		0		0
Vote by Mail	0		0		0
Mail Ballot	0	0.00%	2	100.00%	2
Total	0	0.00%	2	100.00%	2
7023221					
Poll Place	0		0		0
Vote by Mail	0		0		0
Mail Ballot	0		0		0
Total	0		0		0
7023303					
Poll Place	0		0		0
Vote by Mail	0		0		0
Mail Ballot	0		0		0
Total	0		0		0
7023395					
Poll Place	0		0		0
Vote by Mail	0		0		0
Mail Ballot	0		0		0
Total	0		0		0

Precinct	Registered Voters
7023469	
Poll Place	1
Vote by Mail	1
Mail Ballot	1
Total	1
7023470	
Poll Place	333
Vote by Mail	333
Mail Ballot	333
Total	333
7023476	
Poll Place	256
Vote by Mail	256
Mail Ballot	256
Total	256
7023500	
Poll Place	206
Vote by Mail	206
Mail Ballot	206
Total	206
7023505	
Poll Place	2
Vote by Mail	2
Mail Ballot	2
Total	2
7023590	
Poll Place	0
Vote by Mail	0
Mail Ballot	0
Total	0

Precinct	Yes		No		Total Votes
7023469					
Poll Place	0		0		0
Vote by Mail	0		0		0
Mail Ballot	0		0		0
Total	0		0		0
7023470					
Poll Place	0		0		0
Vote by Mail	0		0		0
Mail Ballot	70	46.05%	82	53.95%	152
Total	70	46.05%	82	53.95%	152
7023476					
Poll Place	0		0		0
Vote by Mail	0		0		0
Mail Ballot	134	59.56%	91	40.44%	225
Total	134	59.56%	91	40.44%	225
7023500					
Poll Place	0		0		0
Vote by Mail	0		0		0
Mail Ballot	101	58.38%	72	41.62%	173
Total	101	58.38%	72	41.62%	173
7023505					
Poll Place	0		0		0
Vote by Mail	0		0		0
Mail Ballot	0		0		0
Total	0		0		0
7023590					
Poll Place	0		0		0
Vote by Mail	0		0		0
Mail Ballot	0		0		0
Total	0		0		0

Precinct	Registered Voters
7023604	
Poll Place	0
Vote by Mail	0
Mail Ballot	0
Total	0
7023606	
Poll Place	0
Vote by Mail	0
Mail Ballot	0
Total	0
7023610	
Poll Place	233
Vote by Mail	233
Mail Ballot	233
Total	233
7023766	
Poll Place	1
Vote by Mail	1
Mail Ballot	1
Total	1
7025274	
Poll Place	0
Vote by Mail	0
Mail Ballot	0
Total	0
7025275	
Poll Place	0
Vote by Mail	0
Mail Ballot	0
Total	0

Precinct	Yes		No		Total Votes
7023604					
Poll Place	0		0		0
Vote by Mail	0		0		0
Mail Ballot	0		0		0
Total	0		0		0
7023606					
Poll Place	0		0		0
Vote by Mail	0		0		0
Mail Ballot	0		0		0
Total	0		0		0
7023610					
Poll Place	0		0		0
Vote by Mail	0		0		0
Mail Ballot	86	52.12%	79	47.88%	165
Total	86	52.12%	79	47.88%	165
7023766					
Poll Place	0		0		0
Vote by Mail	0		0		0
Mail Ballot	1	100.00%	0	0.00%	1
Total	1	100.00%	0	0.00%	1
7025274					
Poll Place	0		0		0
Vote by Mail	0		0		0
Mail Ballot	0		0		0
Total	0		0		0
7025275					
Poll Place	0		0		0
Vote by Mail	0		0		0
Mail Ballot	0		0		0
Total	0		0		0

Precinct	Registered Voters
7025276	
Poll Place	0
Vote by Mail	0
Mail Ballot	0
Total	0
7025277	
Poll Place	0
Vote by Mail	0
Mail Ballot	0
Total	0
7025278	
Poll Place	0
Vote by Mail	0
Mail Ballot	0
Total	0
7025280	
Poll Place	174
Vote by Mail	174
Mail Ballot	174
Total	174
7030083	
Poll Place	262
Vote by Mail	262
Mail Ballot	262
Total	262
7030303	
Poll Place	294
Vote by Mail	294
Mail Ballot	294
Total	294

Precinct	Yes		No		Total Votes
7025276					
Poll Place	0		0		0
Vote by Mail	0		0		0
Mail Ballot	0		0		0
Total	0		0		0
7025277					
Poll Place	0		0		0
Vote by Mail	0		0		0
Mail Ballot	0		0		0
Total	0		0		0
7025278					
Poll Place	0		0		0
Vote by Mail	0		0		0
Mail Ballot	0		0		0
Total	0		0		0
7025280					
Poll Place	0		0		0
Vote by Mail	0		0		0
Mail Ballot	55	40.44%	81	59.56%	136
Total	55	40.44%	81	59.56%	136
7030083					
Poll Place	0		0		0
Vote by Mail	0		0		0
Mail Ballot	100	54.05%	85	45.95%	185
Total	100	54.05%	85	45.95%	185
7030303					
Poll Place	0		0		0
Vote by Mail	0		0		0
Mail Ballot	143	61.37%	90	38.63%	233
Total	143	61.37%	90	38.63%	233

Precinct	Registered Voters
7030324	
Poll Place	173
Vote by Mail	173
Mail Ballot	173
Total	173
7030327	
Poll Place	44
Vote by Mail	44
Mail Ballot	44
Total	44
7030329	
Poll Place	0
Vote by Mail	0
Mail Ballot	0
Total	0
7030330	
Poll Place	140
Vote by Mail	140
Mail Ballot	140
Total	140
7030331	
Poll Place	95
Vote by Mail	95
Mail Ballot	95
Total	95
7030336	
Poll Place	0
Vote by Mail	0
Mail Ballot	0
Total	0

Precinct	Yes		No		Total Votes
7030324					
Poll Place	0		0		0
Vote by Mail	0		0		0
Mail Ballot	37	43.02%	49	56.98%	86
Total	37	43.02%	49	56.98%	86
7030327					
Poll Place	0		0		0
Vote by Mail	0		0		0
Mail Ballot	24	64.86%	13	35.14%	37
Total	24	64.86%	13	35.14%	37
7030329					
Poll Place	0		0		0
Vote by Mail	0		0		0
Mail Ballot	0		0		0
Total	0		0		0
7030330					
Poll Place	0		0		0
Vote by Mail	0		0		0
Mail Ballot	68	75.56%	22	24.44%	90
Total	68	75.56%	22	24.44%	90
7030331					
Poll Place	0		0		0
Vote by Mail	0		0		0
Mail Ballot	24	41.38%	34	58.62%	58
Total	24	41.38%	34	58.62%	58
7030336					
Poll Place	0		0		0
Vote by Mail	0		0		0
Mail Ballot	0		0		0
Total	0		0		0

Precinct	Registered Voters
7030343	
Poll Place	91
Vote by Mail	91
Mail Ballot	91
Total	91
7030344	
Poll Place	335
Vote by Mail	335
Mail Ballot	335
Total	335
7030357	
Poll Place	0
Vote by Mail	0
Mail Ballot	0
Total	0
7030371	
Poll Place	282
Vote by Mail	282
Mail Ballot	282
Total	282
7030372	
Poll Place	206
Vote by Mail	206
Mail Ballot	206
Total	206
7030395	
Poll Place	1
Vote by Mail	1
Mail Ballot	1
Total	1

Precinct	Yes		No		Total Votes
7030343					
Poll Place	0		0		0
Vote by Mail	0		0		0
Mail Ballot	25	56.82%	19	43.18%	44
Total	25	56.82%	19	43.18%	44
7030344					
Poll Place	0		0		0
Vote by Mail	0		0		0
Mail Ballot	75	42.13%	103	57.87%	178
Total	75	42.13%	103	57.87%	178
7030357					
Poll Place	0		0		0
Vote by Mail	0		0		0
Mail Ballot	0		0		0
Total	0		0		0
7030371					
Poll Place	0		0		0
Vote by Mail	0		0		0
Mail Ballot	70	42.68%	94	57.32%	164
Total	70	42.68%	94	57.32%	164
7030372					
Poll Place	0		0		0
Vote by Mail	0		0		0
Mail Ballot	110	62.15%	67	37.85%	177
Total	110	62.15%	67	37.85%	177
7030395					
Poll Place	0		0		0
Vote by Mail	0		0		0
Mail Ballot	1	100.00%	0	0.00%	1
Total	1	100.00%	0	0.00%	1

Precinct	Registered Voters
7031178	
Poll Place	0
Vote by Mail	0
Mail Ballot	0
Total	0
7031211	
Poll Place	46
Vote by Mail	46
Mail Ballot	46
Total	46
7031212	
Poll Place	253
Vote by Mail	253
Mail Ballot	253
Total	253
7031217	
Poll Place	89
Vote by Mail	89
Mail Ballot	89
Total	89
7031665	
Poll Place	247
Vote by Mail	247
Mail Ballot	247
Total	247
7031740	
Poll Place	127
Vote by Mail	127
Mail Ballot	127
Total	127

Precinct	Yes		No		Total Votes
7031178					
Poll Place	0		0		0
Vote by Mail	0		0		0
Mail Ballot	0		0		0
Total	0		0		0
7031211					
Poll Place	0		0		0
Vote by Mail	0		0		0
Mail Ballot	5	18.52%	22	81.48%	27
Total	5	18.52%	22	81.48%	27
7031212					
Poll Place	0		0		0
Vote by Mail	0		0		0
Mail Ballot	55	41.98%	76	58.02%	131
Total	55	41.98%	76	58.02%	131
7031217					
Poll Place	0		0		0
Vote by Mail	0		0		0
Mail Ballot	21	35.00%	39	65.00%	60
Total	21	35.00%	39	65.00%	60
7031665					
Poll Place	0		0		0
Vote by Mail	0		0		0
Mail Ballot	97	61.39%	61	38.61%	158
Total	97	61.39%	61	38.61%	158
7031740					
Poll Place	0		0		0
Vote by Mail	0		0		0
Mail Ballot	51	67.11%	25	32.89%	76
Total	51	67.11%	25	32.89%	76

Precinct	Registered Voters
7032213	
Poll Place	15
Vote by Mail	15
Mail Ballot	15
Total	15
7032239	
Poll Place	0
Vote by Mail	0
Mail Ballot	0
Total	0
7032253	
Poll Place	50
Vote by Mail	50
Mail Ballot	50
Total	50
7032381	
Poll Place	52
Vote by Mail	52
Mail Ballot	52
Total	52
7032386	
Poll Place	4
Vote by Mail	4
Mail Ballot	4
Total	4
7032387	
Poll Place	149
Vote by Mail	149
Mail Ballot	149
Total	149

Precinct	Yes		No		Total Votes
7032213					
Poll Place	0		0		0
Vote by Mail	0		0		0
Mail Ballot	9	81.82%	2	18.18%	11
Total	9	81.82%	2	18.18%	11
7032239					
Poll Place	0		0		0
Vote by Mail	0		0		0
Mail Ballot	0		0		0
Total	0		0		0
7032253					
Poll Place	0		0		0
Vote by Mail	0		0		0
Mail Ballot	11	42.31%	15	57.69%	26
Total	11	42.31%	15	57.69%	26
7032381					
Poll Place	0		0		0
Vote by Mail	0		0		0
Mail Ballot	17	53.13%	15	46.88%	32
Total	17	53.13%	15	46.88%	32
7032386					
Poll Place	0		0		0
Vote by Mail	0		0		0
Mail Ballot	2	100.00%	0	0.00%	2
Total	2	100.00%	0	0.00%	2
7032387					
Poll Place	0		0		0
Vote by Mail	0		0		0
Mail Ballot	39	44.32%	49	55.68%	88
Total	39	44.32%	49	55.68%	88

Precinct	Registered Voters
7032493	
Poll Place	0
Vote by Mail	0
Mail Ballot	0
Total	0
7032752	
Poll Place	80
Vote by Mail	80
Mail Ballot	80
Total	80
7033210	
Poll Place	306
Vote by Mail	306
Mail Ballot	306
Total	306
7033223	
Poll Place	198
Vote by Mail	198
Mail Ballot	198
Total	198
7033226	
Poll Place	225
Vote by Mail	225
Mail Ballot	225
Total	225
7033491	
Poll Place	256
Vote by Mail	256
Mail Ballot	256
Total	256

Precinct	Yes		No		Total Votes
7032493					
Poll Place	0		0		0
Vote by Mail	0		0		0
Mail Ballot	0		0		0
Total	0		0		0
7032752					
Poll Place	0		0		0
Vote by Mail	0		0		0
Mail Ballot	35	57.38%	26	42.62%	61
Total	35	57.38%	26	42.62%	61
7033210					
Poll Place	0		0		0
Vote by Mail	0		0		0
Mail Ballot	112	52.09%	103	47.91%	215
Total	112	52.09%	103	47.91%	215
7033223					
Poll Place	0		0		0
Vote by Mail	0		0		0
Mail Ballot	45	40.91%	65	59.09%	110
Total	45	40.91%	65	59.09%	110
7033226					
Poll Place	0		0		0
Vote by Mail	0		0		0
Mail Ballot	64	45.71%	76	54.29%	140
Total	64	45.71%	76	54.29%	140
7033491					
Poll Place	0		0		0
Vote by Mail	0		0		0
Mail Ballot	43	40.57%	63	59.43%	106
Total	43	40.57%	63	59.43%	106

Precinct	Registered Voters
7033499	
Poll Place	121
Vote by Mail	121
Mail Ballot	121
Total	121
7035600	
Poll Place	101
Vote by Mail	101
Mail Ballot	101
Total	101
7035639	
Poll Place	67
Vote by Mail	67
Mail Ballot	67
Total	67
7035662	
Poll Place	485
Vote by Mail	485
Mail Ballot	485
Total	485
7035663	
Poll Place	19
Vote by Mail	19
Mail Ballot	19
Total	19
7035670	
Poll Place	0
Vote by Mail	0
Mail Ballot	0
Total	0

Precinct	Yes		No		Total Votes
7033499					
Poll Place	0		0		0
Vote by Mail	0		0		0
Mail Ballot	35	55.56%	28	44.44%	63
Total	35	55.56%	28	44.44%	63
7035600					
Poll Place	0		0		0
Vote by Mail	0		0		0
Mail Ballot	44	53.66%	38	46.34%	82
Total	44	53.66%	38	46.34%	82
7035639					
Poll Place	0		0		0
Vote by Mail	0		0		0
Mail Ballot	35	55.56%	28	44.44%	63
Total	35	55.56%	28	44.44%	63
7035662					
Poll Place	0		0		0
Vote by Mail	0		0		0
Mail Ballot	229	60.74%	148	39.26%	377
Total	229	60.74%	148	39.26%	377
7035663					
Poll Place	0		0		0
Vote by Mail	0		0		0
Mail Ballot	4	33.33%	8	66.67%	12
Total	4	33.33%	8	66.67%	12
7035670					
Poll Place	0		0		0
Vote by Mail	0		0		0
Mail Ballot	0		0		0
Total	0		0		0

Precinct	Registered Voters
7035676	
Poll Place	2
Vote by Mail	2
Mail Ballot	2
Total	2
7035683	
Poll Place	0
Vote by Mail	0
Mail Ballot	0
Total	0
7035685	
Poll Place	38
Vote by Mail	38
Mail Ballot	38
Total	38
7035687	
Poll Place	0
Vote by Mail	0
Mail Ballot	0
Total	0
7035692	
Poll Place	0
Vote by Mail	0
Mail Ballot	0
Total	0
7040140	
Poll Place	34
Vote by Mail	34
Mail Ballot	34
Total	34

Precinct	Yes	No	Total Votes
7035676			
Poll Place	0	0	0
Vote by Mail	0	0	0
Mail Ballot	0 0.00%	2 100.00%	2
Total	0 0.00%	2 100.00%	2
7035683			
Poll Place	0	0	0
Vote by Mail	0	0	0
Mail Ballot	0	0	0
Total	0	0	0
7035685			
Poll Place	0	0	0
Vote by Mail	0	0	0
Mail Ballot	3 27.27%	8 72.73%	11
Total	3 27.27%	8 72.73%	11
7035687			
Poll Place	0	0	0
Vote by Mail	0	0	0
Mail Ballot	0	0	0
Total	0	0	0
7035692			
Poll Place	0	0	0
Vote by Mail	0	0	0
Mail Ballot	0	0	0
Total	0	0	0
7040140			
Poll Place	0	0	0
Vote by Mail	0	0	0
Mail Ballot	15 65.22%	8 34.78%	23
Total	15 65.22%	8 34.78%	23

Precinct	Registered Voters
7040141	
Poll Place	0
Vote by Mail	0
Mail Ballot	0
Total	0
7040142	
Poll Place	51
Vote by Mail	51
Mail Ballot	51
Total	51
7040144	
Poll Place	56
Vote by Mail	56
Mail Ballot	56
Total	56
7040413	
Poll Place	210
Vote by Mail	210
Mail Ballot	210
Total	210
7040437	
Poll Place	2
Vote by Mail	2
Mail Ballot	2
Total	2
7040438	
Poll Place	0
Vote by Mail	0
Mail Ballot	0
Total	0

Precinct	Yes		No		Total Votes
7040141					
Poll Place	0		0		0
Vote by Mail	0		0		0
Mail Ballot	0		0		0
Total	0		0		0
7040142					
Poll Place	0		0		0
Vote by Mail	0		0		0
Mail Ballot	19	54.29%	16	45.71%	35
Total	19	54.29%	16	45.71%	35
7040144					
Poll Place	0		0		0
Vote by Mail	0		0		0
Mail Ballot	25	56.82%	19	43.18%	44
Total	25	56.82%	19	43.18%	44
7040413					
Poll Place	0		0		0
Vote by Mail	0		0		0
Mail Ballot	119	65.38%	63	34.62%	182
Total	119	65.38%	63	34.62%	182
7040437					
Poll Place	0		0		0
Vote by Mail	0		0		0
Mail Ballot	2	100.00%	0	0.00%	2
Total	2	100.00%	0	0.00%	2
7040438					
Poll Place	0		0		0
Vote by Mail	0		0		0
Mail Ballot	0		0		0
Total	0		0		0

Precinct	Registered Voters
7040439	
Poll Place	257
Vote by Mail	257
Mail Ballot	257
Total	257
7040472	
Poll Place	453
Vote by Mail	453
Mail Ballot	453
Total	453
7040478	
Poll Place	489
Vote by Mail	489
Mail Ballot	489
Total	489
7040492	
Poll Place	0
Vote by Mail	0
Mail Ballot	0
Total	0
7041139	
Poll Place	22
Vote by Mail	22
Mail Ballot	22
Total	22
7041143	
Poll Place	66
Vote by Mail	66
Mail Ballot	66
Total	66

Precinct	Yes		No		Total Votes
7040439					
Poll Place	0		0		0
Vote by Mail	0		0		0
Mail Ballot	114	51.58%	107	48.42%	221
Total	114	51.58%	107	48.42%	221
7040472					
Poll Place	0		0		0
Vote by Mail	0		0		0
Mail Ballot	166	51.71%	155	48.29%	321
Total	166	51.71%	155	48.29%	321
7040478					
Poll Place	0		0		0
Vote by Mail	0		0		0
Mail Ballot	249	57.77%	182	42.23%	431
Total	249	57.77%	182	42.23%	431
7040492					
Poll Place	0		0		0
Vote by Mail	0		0		0
Mail Ballot	0		0		0
Total	0		0		0
7041139					
Poll Place	0		0		0
Vote by Mail	0		0		0
Mail Ballot	16	88.89%	2	11.11%	18
Total	16	88.89%	2	11.11%	18
7041143					
Poll Place	0		0		0
Vote by Mail	0		0		0
Mail Ballot	25	52.08%	23	47.92%	48
Total	25	52.08%	23	47.92%	48

Precinct	Registered Voters
7041149	
Poll Place	99
Vote by Mail	99
Mail Ballot	99
Total	99
7041160	
Poll Place	4
Vote by Mail	4
Mail Ballot	4
Total	4
7041241	
Poll Place	173
Vote by Mail	173
Mail Ballot	173
Total	173
7041476	
Poll Place	21
Vote by Mail	21
Mail Ballot	21
Total	21
7041495	
Poll Place	216
Vote by Mail	216
Mail Ballot	216
Total	216
7041496	
Poll Place	12
Vote by Mail	12
Mail Ballot	12
Total	12

Precinct	Yes		No		Total Votes
7041149					
Poll Place	0		0		0
Vote by Mail	0		0		0
Mail Ballot	26	46.43%	30	53.57%	56
Total	26	46.43%	30	53.57%	56
7041160					
Poll Place	0		0		0
Vote by Mail	0		0		0
Mail Ballot	4	100.00%	0	0.00%	4
Total	4	100.00%	0	0.00%	4
7041241					
Poll Place	0		0		0
Vote by Mail	0		0		0
Mail Ballot	68	55.28%	55	44.72%	123
Total	68	55.28%	55	44.72%	123
7041476					
Poll Place	0		0		0
Vote by Mail	0		0		0
Mail Ballot	10	62.50%	6	37.50%	16
Total	10	62.50%	6	37.50%	16
7041495					
Poll Place	0		0		0
Vote by Mail	0		0		0
Mail Ballot	77	44.00%	98	56.00%	175
Total	77	44.00%	98	56.00%	175
7041496					
Poll Place	0		0		0
Vote by Mail	0		0		0
Mail Ballot	5	55.56%	4	44.44%	9
Total	5	55.56%	4	44.44%	9

Precinct	Registered Voters
7041505	
Poll Place	86
Vote by Mail	86
Mail Ballot	86
Total	86
7041507	
Poll Place	0
Vote by Mail	0
Mail Ballot	0
Total	0
7041623	
Poll Place	21
Vote by Mail	21
Mail Ballot	21
Total	21
7041665	
Poll Place	76
Vote by Mail	76
Mail Ballot	76
Total	76
7041769	
Poll Place	240
Vote by Mail	240
Mail Ballot	240
Total	240
7041778	
Poll Place	0
Vote by Mail	0
Mail Ballot	0
Total	0

Precinct	Yes		No		Total Votes
7041505					
Poll Place	0		0		0
Vote by Mail	0		0		0
Mail Ballot	41	53.25%	36	46.75%	77
Total	41	53.25%	36	46.75%	77
7041507					
Poll Place	0		0		0
Vote by Mail	0		0		0
Mail Ballot	0		0		0
Total	0		0		0
7041623					
Poll Place	0		0		0
Vote by Mail	0		0		0
Mail Ballot	6	40.00%	9	60.00%	15
Total	6	40.00%	9	60.00%	15
7041665					
Poll Place	0		0		0
Vote by Mail	0		0		0
Mail Ballot	32	50.00%	32	50.00%	64
Total	32	50.00%	32	50.00%	64
7041769					
Poll Place	0		0		0
Vote by Mail	0		0		0
Mail Ballot	94	55.62%	75	44.38%	169
Total	94	55.62%	75	44.38%	169
7041778					
Poll Place	0		0		0
Vote by Mail	0		0		0
Mail Ballot	0		0		0
Total	0		0		0

Precinct	Registered Voters
7041815	
Poll Place	0
Vote by Mail	0
Mail Ballot	0
Total	0
7041914	
Poll Place	236
Vote by Mail	236
Mail Ballot	236
Total	236
7041930	
Poll Place	50
Vote by Mail	50
Mail Ballot	50
Total	50
7042223	
Poll Place	5
Vote by Mail	5
Mail Ballot	5
Total	5
7042265	
Poll Place	35
Vote by Mail	35
Mail Ballot	35
Total	35
7042427	
Poll Place	44
Vote by Mail	44
Mail Ballot	44
Total	44

Precinct	Yes		No		Total Votes
7041815					
Poll Place	0		0		0
Vote by Mail	0		0		0
Mail Ballot	0		0		0
Total	0		0		0
7041914					
Poll Place	0		0		0
Vote by Mail	0		0		0
Mail Ballot	119	59.80%	80	40.20%	199
Total	119	59.80%	80	40.20%	199
7041930					
Poll Place	0		0		0
Vote by Mail	0		0		0
Mail Ballot	24	66.67%	12	33.33%	36
Total	24	66.67%	12	33.33%	36
7042223					
Poll Place	0		0		0
Vote by Mail	0		0		0
Mail Ballot	2	66.67%	1	33.33%	3
Total	2	66.67%	1	33.33%	3
7042265					
Poll Place	0		0		0
Vote by Mail	0		0		0
Mail Ballot	11	45.83%	13	54.17%	24
Total	11	45.83%	13	54.17%	24
7042427					
Poll Place	0		0		0
Vote by Mail	0		0		0
Mail Ballot	12	44.44%	15	55.56%	27
Total	12	44.44%	15	55.56%	27

Precinct	Registered Voters
7042441	
Poll Place	0
Vote by Mail	0
Mail Ballot	0
Total	0
7042517	
Poll Place	6
Vote by Mail	6
Mail Ballot	6
Total	6
7042521	
Poll Place	32
Vote by Mail	32
Mail Ballot	32
Total	32
7042783	
Poll Place	0
Vote by Mail	0
Mail Ballot	0
Total	0
7042784	
Poll Place	2
Vote by Mail	2
Mail Ballot	2
Total	2
7042785	
Poll Place	0
Vote by Mail	0
Mail Ballot	0
Total	0

Precinct	Yes		No		Total Votes
7042441					
Poll Place	0		0		0
Vote by Mail	0		0		0
Mail Ballot	0		0		0
Total	0		0		0
7042517					
Poll Place	0		0		0
Vote by Mail	0		0		0
Mail Ballot	3	100.00%	0	0.00%	3
Total	3	100.00%	0	0.00%	3
7042521					
Poll Place	0		0		0
Vote by Mail	0		0		0
Mail Ballot	17	80.95%	4	19.05%	21
Total	17	80.95%	4	19.05%	21
7042783					
Poll Place	0		0		0
Vote by Mail	0		0		0
Mail Ballot	0		0		0
Total	0		0		0
7042784					
Poll Place	0		0		0
Vote by Mail	0		0		0
Mail Ballot	0	0.00%	2	100.00%	2
Total	0	0.00%	2	100.00%	2
7042785					
Poll Place	0		0		0
Vote by Mail	0		0		0
Mail Ballot	0		0		0
Total	0		0		0

Precinct	Registered Voters
7042789	
Poll Place	0
Vote by Mail	0
Mail Ballot	0
Total	0
7042910	
Poll Place	0
Vote by Mail	0
Mail Ballot	0
Total	0
7043044	
Poll Place	4
Vote by Mail	4
Mail Ballot	4
Total	4
7043063	
Poll Place	0
Vote by Mail	0
Mail Ballot	0
Total	0
7043101	
Poll Place	0
Vote by Mail	0
Mail Ballot	0
Total	0
7043295	
Poll Place	615
Vote by Mail	615
Mail Ballot	615
Total	615

Precinct	Yes		No		Total Votes
7042789					
Poll Place	0		0		0
Vote by Mail	0		0		0
Mail Ballot	0		0		0
Total	0		0		0
7042910					
Poll Place	0		0		0
Vote by Mail	0		0		0
Mail Ballot	0		0		0
Total	0		0		0
7043044					
Poll Place	0		0		0
Vote by Mail	0		0		0
Mail Ballot	1	50.00%	1	50.00%	2
Total	1	50.00%	1	50.00%	2
7043063					
Poll Place	0		0		0
Vote by Mail	0		0		0
Mail Ballot	0		0		0
Total	0		0		0
7043101					
Poll Place	0		0		0
Vote by Mail	0		0		0
Mail Ballot	0		0		0
Total	0		0		0
7043295					
Poll Place	0		0		0
Vote by Mail	0		0		0
Mail Ballot	203	53.28%	178	46.72%	381
Total	203	53.28%	178	46.72%	381

Precinct	Registered Voters
7043458	
Poll Place	0
Vote by Mail	0
Mail Ballot	0
Total	0
7043561	
Poll Place	227
Vote by Mail	227
Mail Ballot	227
Total	227
7043576	
Poll Place	0
Vote by Mail	0
Mail Ballot	0
Total	0
7044116	
Poll Place	18
Vote by Mail	18
Mail Ballot	18
Total	18
7044120	
Poll Place	314
Vote by Mail	314
Mail Ballot	314
Total	314
7044123	
Poll Place	683
Vote by Mail	683
Mail Ballot	683
Total	683

Precinct	Yes		No		Total Votes
7043458					
Poll Place	0		0		0
Vote by Mail	0		0		0
Mail Ballot	0		0		0
Total	0		0		0
7043561					
Poll Place	0		0		0
Vote by Mail	0		0		0
Mail Ballot	69	53.08%	61	46.92%	130
Total	69	53.08%	61	46.92%	130
7043576					
Poll Place	0		0		0
Vote by Mail	0		0		0
Mail Ballot	0		0		0
Total	0		0		0
7044116					
Poll Place	0		0		0
Vote by Mail	0		0		0
Mail Ballot	11	68.75%	5	31.25%	16
Total	11	68.75%	5	31.25%	16
7044120					
Poll Place	0		0		0
Vote by Mail	0		0		0
Mail Ballot	142	52.99%	126	47.01%	268
Total	142	52.99%	126	47.01%	268
7044123					
Poll Place	0		0		0
Vote by Mail	0		0		0
Mail Ballot	259	47.79%	283	52.21%	542
Total	259	47.79%	283	52.21%	542

Precinct	Registered Voters
7044133	
Poll Place	0
Vote by Mail	0
Mail Ballot	0
Total	0
7050025	
Poll Place	64
Vote by Mail	64
Mail Ballot	64
Total	64
7050030	
Poll Place	191
Vote by Mail	191
Mail Ballot	191
Total	191
7050032	
Poll Place	8
Vote by Mail	8
Mail Ballot	8
Total	8
7050212	
Poll Place	0
Vote by Mail	0
Mail Ballot	0
Total	0
7050220	
Poll Place	182
Vote by Mail	182
Mail Ballot	182
Total	182

Precinct	Yes		No		Total Votes
7044133					
Poll Place	0		0		0
Vote by Mail	0		0		0
Mail Ballot	0		0		0
Total	0		0		0
7050025					
Poll Place	0		0		0
Vote by Mail	0		0		0
Mail Ballot	22	59.46%	15	40.54%	37
Total	22	59.46%	15	40.54%	37
7050030					
Poll Place	0		0		0
Vote by Mail	0		0		0
Mail Ballot	35	36.84%	60	63.16%	95
Total	35	36.84%	60	63.16%	95
7050032					
Poll Place	0		0		0
Vote by Mail	0		0		0
Mail Ballot	0	0.00%	1	100.00%	1
Total	0	0.00%	1	100.00%	1
7050212					
Poll Place	0		0		0
Vote by Mail	0		0		0
Mail Ballot	0		0		0
Total	0		0		0
7050220					
Poll Place	0		0		0
Vote by Mail	0		0		0
Mail Ballot	28	38.36%	45	61.64%	73
Total	28	38.36%	45	61.64%	73

Precinct	Registered Voters
7050221	
Poll Place	251
Vote by Mail	251
Mail Ballot	251
Total	251
7050504	
Poll Place	57
Vote by Mail	57
Mail Ballot	57
Total	57
7050526	
Poll Place	0
Vote by Mail	0
Mail Ballot	0
Total	0
7050529	
Poll Place	2
Vote by Mail	2
Mail Ballot	2
Total	2
7050537	
Poll Place	276
Vote by Mail	276
Mail Ballot	276
Total	276
7050540	
Poll Place	81
Vote by Mail	81
Mail Ballot	81
Total	81

Precinct	Yes		No		Total Votes
7050221					
Poll Place	0		0		0
Vote by Mail	0		0		0
Mail Ballot	43	47.78%	47	52.22%	90
Total	43	47.78%	47	52.22%	90
7050504					
Poll Place	0		0		0
Vote by Mail	0		0		0
Mail Ballot	6	33.33%	12	66.67%	18
Total	6	33.33%	12	66.67%	18
7050526					
Poll Place	0		0		0
Vote by Mail	0		0		0
Mail Ballot	0		0		0
Total	0		0		0
7050529					
Poll Place	0		0		0
Vote by Mail	0		0		0
Mail Ballot	0		0		0
Total	0		0		0
7050537					
Poll Place	0		0		0
Vote by Mail	0		0		0
Mail Ballot	47	29.19%	114	70.81%	161
Total	47	29.19%	114	70.81%	161
7050540					
Poll Place	0		0		0
Vote by Mail	0		0		0
Mail Ballot	11	36.67%	19	63.33%	30
Total	11	36.67%	19	63.33%	30

Precinct	Registered Voters
7050542	
Poll Place	420
Vote by Mail	420
Mail Ballot	420
Total	420
7050546	
Poll Place	0
Vote by Mail	0
Mail Ballot	0
Total	0
7050551	
Poll Place	403
Vote by Mail	403
Mail Ballot	403
Total	403
7050557	
Poll Place	75
Vote by Mail	75
Mail Ballot	75
Total	75
7050561	
Poll Place	227
Vote by Mail	227
Mail Ballot	227
Total	227
7050563	
Poll Place	0
Vote by Mail	0
Mail Ballot	0
Total	0

Precinct	Yes		No		Total Votes
7050542					
Poll Place	0		0		0
Vote by Mail	0		0		0
Mail Ballot	96	40.85%	139	59.15%	235
Total	96	40.85%	139	59.15%	235
7050546					
Poll Place	0		0		0
Vote by Mail	0		0		0
Mail Ballot	0		0		0
Total	0		0		0
7050551					
Poll Place	0		0		0
Vote by Mail	0		0		0
Mail Ballot	100	43.10%	132	56.90%	232
Total	100	43.10%	132	56.90%	232
7050557					
Poll Place	0		0		0
Vote by Mail	0		0		0
Mail Ballot	24	58.54%	17	41.46%	41
Total	24	58.54%	17	41.46%	41
7050561					
Poll Place	0		0		0
Vote by Mail	0		0		0
Mail Ballot	41	33.06%	83	66.94%	124
Total	41	33.06%	83	66.94%	124
7050563					
Poll Place	0		0		0
Vote by Mail	0		0		0
Mail Ballot	0		0		0
Total	0		0		0

Precinct	Registered Voters
7050564	
Poll Place	0
Vote by Mail	0
Mail Ballot	0
Total	0
7050566	
Poll Place	0
Vote by Mail	0
Mail Ballot	0
Total	0
7050573	
Poll Place	0
Vote by Mail	0
Mail Ballot	0
Total	0
7050579	
Poll Place	139
Vote by Mail	139
Mail Ballot	139
Total	139
7050581	
Poll Place	234
Vote by Mail	234
Mail Ballot	234
Total	234
7050582	
Poll Place	29
Vote by Mail	29
Mail Ballot	29
Total	29

Precinct	Yes	No	Total Votes
7050564			
Poll Place	0	0	0
Vote by Mail	0	0	0
Mail Ballot	0	0	0
Total	0	0	0
7050566			
Poll Place	0	0	0
Vote by Mail	0	0	0
Mail Ballot	0	0	0
Total	0	0	0
7050573			
Poll Place	0	0	0
Vote by Mail	0	0	0
Mail Ballot	0	0	0
Total	0	0	0
7050579			
Poll Place	0	0	0
Vote by Mail	0	0	0
Mail Ballot	34 44.74%	42 55.26%	76
Total	34 44.74%	42 55.26%	76
7050581			
Poll Place	0	0	0
Vote by Mail	0	0	0
Mail Ballot	32 30.19%	74 69.81%	106
Total	32 30.19%	74 69.81%	106
7050582			
Poll Place	0	0	0
Vote by Mail	0	0	0
Mail Ballot	3 23.08%	10 76.92%	13
Total	3 23.08%	10 76.92%	13

Precinct	Registered Voters
7050597	
Poll Place	3
Vote by Mail	3
Mail Ballot	3
Total	3
7050702	
Poll Place	236
Vote by Mail	236
Mail Ballot	236
Total	236
7050707	
Poll Place	249
Vote by Mail	249
Mail Ballot	249
Total	249
7050712	
Poll Place	0
Vote by Mail	0
Mail Ballot	0
Total	0
7050713	
Poll Place	355
Vote by Mail	355
Mail Ballot	355
Total	355
7050726	
Poll Place	298
Vote by Mail	298
Mail Ballot	298
Total	298

Precinct	Yes		No		Total Votes
7050597					
Poll Place	0		0		0
Vote by Mail	0		0		0
Mail Ballot	1	50.00%	1	50.00%	2
Total	1	50.00%	1	50.00%	2
7050702					
Poll Place	0		0		0
Vote by Mail	0		0		0
Mail Ballot	64	47.06%	72	52.94%	136
Total	64	47.06%	72	52.94%	136
7050707					
Poll Place	0		0		0
Vote by Mail	0		0		0
Mail Ballot	66	45.83%	78	54.17%	144
Total	66	45.83%	78	54.17%	144
7050712					
Poll Place	0		0		0
Vote by Mail	0		0		0
Mail Ballot	0		0		0
Total	0		0		0
7050713					
Poll Place	0		0		0
Vote by Mail	0		0		0
Mail Ballot	106	48.85%	111	51.15%	217
Total	106	48.85%	111	51.15%	217
7050726					
Poll Place	0		0		0
Vote by Mail	0		0		0
Mail Ballot	84	41.38%	119	58.62%	203
Total	84	41.38%	119	58.62%	203

Precinct	Registered Voters
7050730	
Poll Place	8
Vote by Mail	8
Mail Ballot	8
Total	8
7050732	
Poll Place	74
Vote by Mail	74
Mail Ballot	74
Total	74
7050734	
Poll Place	161
Vote by Mail	161
Mail Ballot	161
Total	161
7050748	
Poll Place	111
Vote by Mail	111
Mail Ballot	111
Total	111
7050749	
Poll Place	141
Vote by Mail	141
Mail Ballot	141
Total	141
7050758	
Poll Place	4
Vote by Mail	4
Mail Ballot	4
Total	4

Precinct	Yes		No		Total Votes
7050730					
Poll Place	0		0		0
Vote by Mail	0		0		0
Mail Ballot	1	50.00%	1	50.00%	2
Total	1	50.00%	1	50.00%	2
7050732					
Poll Place	0		0		0
Vote by Mail	0		0		0
Mail Ballot	22	50.00%	22	50.00%	44
Total	22	50.00%	22	50.00%	44
7050734					
Poll Place	0		0		0
Vote by Mail	0		0		0
Mail Ballot	37	43.53%	48	56.47%	85
Total	37	43.53%	48	56.47%	85
7050748					
Poll Place	0		0		0
Vote by Mail	0		0		0
Mail Ballot	15	35.71%	27	64.29%	42
Total	15	35.71%	27	64.29%	42
7050749					
Poll Place	0		0		0
Vote by Mail	0		0		0
Mail Ballot	35	46.05%	41	53.95%	76
Total	35	46.05%	41	53.95%	76
7050758					
Poll Place	0		0		0
Vote by Mail	0		0		0
Mail Ballot	0	0.00%	4	100.00%	4
Total	0	0.00%	4	100.00%	4

Precinct	Registered Voters
7050759	
Poll Place	20
Vote by Mail	20
Mail Ballot	20
Total	20
7050760	
Poll Place	0
Vote by Mail	0
Mail Ballot	0
Total	0
7050764	
Poll Place	0
Vote by Mail	0
Mail Ballot	0
Total	0
7050769	
Poll Place	0
Vote by Mail	0
Mail Ballot	0
Total	0
7051188	
Poll Place	18
Vote by Mail	18
Mail Ballot	18
Total	18
7051233	
Poll Place	284
Vote by Mail	284
Mail Ballot	284
Total	284

Precinct	Yes		No		Total Votes
7050759					
Poll Place	0		0		0
Vote by Mail	0		0		0
Mail Ballot	8	57.14%	6	42.86%	14
Total	8	57.14%	6	42.86%	14
7050760					
Poll Place	0		0		0
Vote by Mail	0		0		0
Mail Ballot	0		0		0
Total	0		0		0
7050764					
Poll Place	0		0		0
Vote by Mail	0		0		0
Mail Ballot	0		0		0
Total	0		0		0
7050769					
Poll Place	0		0		0
Vote by Mail	0		0		0
Mail Ballot	0		0		0
Total	0		0		0
7051188					
Poll Place	0		0		0
Vote by Mail	0		0		0
Mail Ballot	2	25.00%	6	75.00%	8
Total	2	25.00%	6	75.00%	8
7051233					
Poll Place	0		0		0
Vote by Mail	0		0		0
Mail Ballot	81	49.69%	82	50.31%	163
Total	81	49.69%	82	50.31%	163

Precinct	Registered Voters
7051293	
Poll Place	177
Vote by Mail	177
Mail Ballot	177
Total	177
7051294	
Poll Place	63
Vote by Mail	63
Mail Ballot	63
Total	63
7051295	
Poll Place	15
Vote by Mail	15
Mail Ballot	15
Total	15
7051297	
Poll Place	209
Vote by Mail	209
Mail Ballot	209
Total	209
7051298	
Poll Place	289
Vote by Mail	289
Mail Ballot	289
Total	289
7051490	
Poll Place	7
Vote by Mail	7
Mail Ballot	7
Total	7

Precinct	Yes		No		Total Votes
7051293					
Poll Place	0		0		0
Vote by Mail	0		0		0
Mail Ballot	58	51.79%	54	48.21%	112
Total	58	51.79%	54	48.21%	112
7051294					
Poll Place	0		0		0
Vote by Mail	0		0		0
Mail Ballot	3	21.43%	11	78.57%	14
Total	3	21.43%	11	78.57%	14
7051295					
Poll Place	0		0		0
Vote by Mail	0		0		0
Mail Ballot	6	75.00%	2	25.00%	8
Total	6	75.00%	2	25.00%	8
7051297					
Poll Place	0		0		0
Vote by Mail	0		0		0
Mail Ballot	69	46.62%	79	53.38%	148
Total	69	46.62%	79	53.38%	148
7051298					
Poll Place	0		0		0
Vote by Mail	0		0		0
Mail Ballot	57	38.00%	93	62.00%	150
Total	57	38.00%	93	62.00%	150
7051490					
Poll Place	0		0		0
Vote by Mail	0		0		0
Mail Ballot	2	100.00%	0	0.00%	2
Total	2	100.00%	0	0.00%	2

Precinct	Registered Voters
7051494	
Poll Place	5
Vote by Mail	5
Mail Ballot	5
Total	5
7051679	
Poll Place	71
Vote by Mail	71
Mail Ballot	71
Total	71
7051704	
Poll Place	70
Vote by Mail	70
Mail Ballot	70
Total	70
7051739	
Poll Place	178
Vote by Mail	178
Mail Ballot	178
Total	178
7051751	
Poll Place	332
Vote by Mail	332
Mail Ballot	332
Total	332
7051779	
Poll Place	0
Vote by Mail	0
Mail Ballot	0
Total	0

Precinct	Yes		No		Total Votes
7051494					
Poll Place	0		0		0
Vote by Mail	0		0		0
Mail Ballot	2	66.67%	1	33.33%	3
Total	2	66.67%	1	33.33%	3
7051679					
Poll Place	0		0		0
Vote by Mail	0		0		0
Mail Ballot	11	55.00%	9	45.00%	20
Total	11	55.00%	9	45.00%	20
7051704					
Poll Place	0		0		0
Vote by Mail	0		0		0
Mail Ballot	10	27.03%	27	72.97%	37
Total	10	27.03%	27	72.97%	37
7051739					
Poll Place	0		0		0
Vote by Mail	0		0		0
Mail Ballot	64	58.18%	46	41.82%	110
Total	64	58.18%	46	41.82%	110
7051751					
Poll Place	0		0		0
Vote by Mail	0		0		0
Mail Ballot	80	44.94%	98	55.06%	178
Total	80	44.94%	98	55.06%	178
7051779					
Poll Place	0		0		0
Vote by Mail	0		0		0
Mail Ballot	0		0		0
Total	0		0		0

Precinct	Registered Voters
7051972	
Poll Place	7
Vote by Mail	7
Mail Ballot	7
Total	7
7052140	
Poll Place	203
Vote by Mail	203
Mail Ballot	203
Total	203
7052142	
Poll Place	9
Vote by Mail	9
Mail Ballot	9
Total	9
7052143	
Poll Place	139
Vote by Mail	139
Mail Ballot	139
Total	139
7052272	
Poll Place	14
Vote by Mail	14
Mail Ballot	14
Total	14
7052770	
Poll Place	178
Vote by Mail	178
Mail Ballot	178
Total	178

Precinct	Yes		No		Total Votes
7051972					
Poll Place	0		0		0
Vote by Mail	0		0		0
Mail Ballot	2	50.00%	2	50.00%	4
Total	2	50.00%	2	50.00%	4
7052140					
Poll Place	0		0		0
Vote by Mail	0		0		0
Mail Ballot	63	47.37%	70	52.63%	133
Total	63	47.37%	70	52.63%	133
7052142					
Poll Place	0		0		0
Vote by Mail	0		0		0
Mail Ballot	3	50.00%	3	50.00%	6
Total	3	50.00%	3	50.00%	6
7052143					
Poll Place	0		0		0
Vote by Mail	0		0		0
Mail Ballot	36	43.37%	47	56.63%	83
Total	36	43.37%	47	56.63%	83
7052272					
Poll Place	0		0		0
Vote by Mail	0		0		0
Mail Ballot	0	0.00%	3	100.00%	3
Total	0	0.00%	3	100.00%	3
7052770					
Poll Place	0		0		0
Vote by Mail	0		0		0
Mail Ballot	23	34.33%	44	65.67%	67
Total	23	34.33%	44	65.67%	67

Precinct	Registered Voters
7053012	
Poll Place	114
Vote by Mail	114
Mail Ballot	114
Total	114
7053449	
Poll Place	11
Vote by Mail	11
Mail Ballot	11
Total	11
7053495	
Poll Place	0
Vote by Mail	0
Mail Ballot	0
Total	0
7053752	
Poll Place	10
Vote by Mail	10
Mail Ballot	10
Total	10
7053765	
Poll Place	2
Vote by Mail	2
Mail Ballot	2
Total	2
Kern County - Total	425,526
Cumulative	
Cumulative	
Poll Place	0
Vote by Mail	0
Mail Ballot	0
Total	0

Precinct	Yes		No		Total Votes
7053012					
Poll Place	0		0		0
Vote by Mail	0		0		0
Mail Ballot	23	37.10%	39	62.90%	62
Total	23	37.10%	39	62.90%	62
7053449					
Poll Place	0		0		0
Vote by Mail	0		0		0
Mail Ballot	7	77.78%	2	22.22%	9
Total	7	77.78%	2	22.22%	9
7053495					
Poll Place	0		0		0
Vote by Mail	0		0		0
Mail Ballot	0		0		0
Total	0		0		0
7053752					
Poll Place	0		0		0
Vote by Mail	0		0		0
Mail Ballot	6	75.00%	2	25.00%	8
Total	6	75.00%	2	25.00%	8
7053765					
Poll Place	0		0		0
Vote by Mail	0		0		0
Mail Ballot	2	100.00%	0	0.00%	2
Total	2	100.00%	0	0.00%	2
Kern County - Total	148,479	49.85%	149,395	50.15%	297,874
Cumulative					
Cumulative					
Poll Place	0		0		0
Vote by Mail	0		0		0
Mail Ballot	0		0		0
Total	0		0		0

Precinct	Registered Voters
Cumulative - Total	0
County - Total	425,526

Precinct	Yes		No		Total Votes
Cumulative - Total	0		0		0
County - Total	148,479	49.85%	149,395	50.15%	297,874

PROPOSITION 21 (Vote for 1)

Precinct	Registered Voters
County	
Kern County	
0011155	
Poll Place	1,261
Vote by Mail	1,261
Mail Ballot	1,261
Total	1,261
0011190	
Poll Place	1,610
Vote by Mail	1,610
Mail Ballot	1,610
Total	1,610
0011195	
Poll Place	1,366
Vote by Mail	1,366
Mail Ballot	1,366
Total	1,366
0011530	
Poll Place	929
Vote by Mail	929
Mail Ballot	929
Total	929
0011540	
Poll Place	1,054
Vote by Mail	1,054
Mail Ballot	1,054
Total	1,054

Precinct	Yes		No		Total Votes
County					
Kern County					
0011155					
Poll Place	32	14.95%	182	85.05%	214
Vote by Mail	152	20.43%	592	79.57%	744
Mail Ballot	0		0		0
Total	184	19.21%	774	80.79%	958
0011190					
Poll Place	22	13.33%	143	86.67%	165
Vote by Mail	215	20.36%	841	79.64%	1,056
Mail Ballot	0		0		0
Total	237	19.41%	984	80.59%	1,221
0011195					
Poll Place	16	6.37%	235	93.63%	251
Vote by Mail	96	9.70%	894	90.30%	990
Mail Ballot	0		0		0
Total	112	9.02%	1,129	90.98%	1,241
0011530					
Poll Place	37	46.25%	43	53.75%	80
Vote by Mail	198	43.71%	255	56.29%	453
Mail Ballot	0		0		0
Total	235	44.09%	298	55.91%	533
0011540					
Poll Place	23	33.82%	45	66.18%	68
Vote by Mail	240	46.97%	271	53.03%	511
Mail Ballot	0		0		0
Total	263	45.42%	316	54.58%	579

Precinct	Registered Voters
0011546	
Poll Place	1,123
Vote by Mail	1,123
Mail Ballot	1,123
Total	1,123
0011548	
Poll Place	1,615
Vote by Mail	1,615
Mail Ballot	1,615
Total	1,615
0011550	
Poll Place	1,408
Vote by Mail	1,408
Mail Ballot	1,408
Total	1,408
0011552	
Poll Place	1,346
Vote by Mail	1,346
Mail Ballot	1,346
Total	1,346
0011554	
Poll Place	1,660
Vote by Mail	1,660
Mail Ballot	1,660
Total	1,660
0011557	
Poll Place	1,632
Vote by Mail	1,632
Mail Ballot	1,632
Total	1,632

Precinct	Yes		No		Total Votes
0011546					
Poll Place	26	29.21%	63	70.79%	89
Vote by Mail	210	37.37%	352	62.63%	562
Mail Ballot	0		0		0
Total	236	36.25%	415	63.75%	651
0011548					
Poll Place	29	27.36%	77	72.64%	106
Vote by Mail	341	32.45%	710	67.55%	1,051
Mail Ballot	0		0		0
Total	370	31.98%	787	68.02%	1,157
0011550					
Poll Place	30	37.97%	49	62.03%	79
Vote by Mail	350	41.52%	493	58.48%	843
Mail Ballot	0		0		0
Total	380	41.21%	542	58.79%	922
0011552					
Poll Place	57	52.29%	52	47.71%	109
Vote by Mail	304	43.06%	402	56.94%	706
Mail Ballot	0		0		0
Total	361	44.29%	454	55.71%	815
0011554					
Poll Place	44	32.35%	92	67.65%	136
Vote by Mail	334	41.80%	465	58.20%	799
Mail Ballot	0		0		0
Total	378	40.43%	557	59.57%	935
0011557					
Poll Place	38	32.76%	78	67.24%	116
Vote by Mail	315	38.04%	513	61.96%	828
Mail Ballot	0		0		0
Total	353	37.39%	591	62.61%	944

Precinct	Registered Voters
0011570	
Poll Place	1,087
Vote by Mail	1,087
Mail Ballot	1,087
Total	1,087
0011580	
Poll Place	1,070
Vote by Mail	1,070
Mail Ballot	1,070
Total	1,070
0011610	
Poll Place	882
Vote by Mail	882
Mail Ballot	882
Total	882
0011626	
Poll Place	1,859
Vote by Mail	1,859
Mail Ballot	1,859
Total	1,859
0011725	
Poll Place	1,209
Vote by Mail	1,209
Mail Ballot	1,209
Total	1,209
0011990	
Poll Place	836
Vote by Mail	836
Mail Ballot	836
Total	836

Precinct	Yes		No		Total Votes
0011570					
Poll Place	42	35.59%	76	64.41%	118
Vote by Mail	238	43.43%	310	56.57%	548
Mail Ballot	0		0		0
Total	280	42.04%	386	57.96%	666
0011580					
Poll Place	30	31.91%	64	68.09%	94
Vote by Mail	240	40.47%	353	59.53%	593
Mail Ballot	0		0		0
Total	270	39.30%	417	60.70%	687
0011610					
Poll Place	35	34.31%	67	65.69%	102
Vote by Mail	155	32.49%	322	67.51%	477
Mail Ballot	0		0		0
Total	190	32.82%	389	67.18%	579
0011626					
Poll Place	38	36.54%	66	63.46%	104
Vote by Mail	451	38.81%	711	61.19%	1,162
Mail Ballot	0		0		0
Total	489	38.63%	777	61.37%	1,266
0011725					
Poll Place	24	15.19%	134	84.81%	158
Vote by Mail	181	21.78%	650	78.22%	831
Mail Ballot	0		0		0
Total	205	20.73%	784	79.27%	989
0011990					
Poll Place	18	10.06%	161	89.94%	179
Vote by Mail	115	23.19%	381	76.81%	496
Mail Ballot	0		0		0
Total	133	19.70%	542	80.30%	675

Precinct	Registered Voters
0011991	
Poll Place	876
Vote by Mail	876
Mail Ballot	876
Total	876
0012171	
Poll Place	945
Vote by Mail	945
Mail Ballot	945
Total	945
0012173	
Poll Place	667
Vote by Mail	667
Mail Ballot	667
Total	667
0012505	
Poll Place	1,106
Vote by Mail	1,106
Mail Ballot	1,106
Total	1,106
0012591	
Poll Place	1,253
Vote by Mail	1,253
Mail Ballot	1,253
Total	1,253
0012592	
Poll Place	1,136
Vote by Mail	1,136
Mail Ballot	1,136
Total	1,136

Precinct	Yes		No		Total Votes
0011991					
Poll Place	14	6.90%	189	93.10%	203
Vote by Mail	89	17.98%	406	82.02%	495
Mail Ballot	0		0		0
Total	103	14.76%	595	85.24%	698
0012171					
Poll Place	17	15.04%	96	84.96%	113
Vote by Mail	116	21.13%	433	78.87%	549
Mail Ballot	0		0		0
Total	133	20.09%	529	79.91%	662
0012173					
Poll Place	19	14.84%	109	85.16%	128
Vote by Mail	70	17.54%	329	82.46%	399
Mail Ballot	0		0		0
Total	89	16.89%	438	83.11%	527
0012505					
Poll Place	23	13.94%	142	86.06%	165
Vote by Mail	143	19.54%	589	80.46%	732
Mail Ballot	0		0		0
Total	166	18.51%	731	81.49%	897
0012591					
Poll Place	52	30.95%	116	69.05%	168
Vote by Mail	219	38.69%	347	61.31%	566
Mail Ballot	0		0		0
Total	271	36.92%	463	63.08%	734
0012592					
Poll Place	18	19.35%	75	80.65%	93
Vote by Mail	168	30.22%	388	69.78%	556
Mail Ballot	0		0		0
Total	186	28.66%	463	71.34%	649

Precinct	Registered Voters
0012593	
Poll Place	1,820
Vote by Mail	1,820
Mail Ballot	1,820
Total	1,820
0012620	
Poll Place	1,480
Vote by Mail	1,480
Mail Ballot	1,480
Total	1,480
0012622	
Poll Place	1,303
Vote by Mail	1,303
Mail Ballot	1,303
Total	1,303
0012623	
Poll Place	1,824
Vote by Mail	1,824
Mail Ballot	1,824
Total	1,824
0012650	
Poll Place	1,338
Vote by Mail	1,338
Mail Ballot	1,338
Total	1,338
0012670	
Poll Place	1,586
Vote by Mail	1,586
Mail Ballot	1,586
Total	1,586

Precinct	Yes		No		Total Votes
0012593					
Poll Place	58	29.90%	136	70.10%	194
Vote by Mail	341	37.07%	579	62.93%	920
Mail Ballot	0		0		0
Total	399	35.82%	715	64.18%	1,114
0012620					
Poll Place	23	13.69%	145	86.31%	168
Vote by Mail	235	26.64%	647	73.36%	882
Mail Ballot	0		0		0
Total	258	24.57%	792	75.43%	1,050
0012622					
Poll Place	13	10.32%	113	89.68%	126
Vote by Mail	125	14.60%	731	85.40%	856
Mail Ballot	0		0		0
Total	138	14.05%	844	85.95%	982
0012623					
Poll Place	37	12.71%	254	87.29%	291
Vote by Mail	236	22.29%	823	77.71%	1,059
Mail Ballot	0		0		0
Total	273	20.22%	1,077	79.78%	1,350
0012650					
Poll Place	13	9.15%	129	90.85%	142
Vote by Mail	107	11.33%	837	88.67%	944
Mail Ballot	0		0		0
Total	120	11.05%	966	88.95%	1,086
0012670					
Poll Place	31	13.72%	195	86.28%	226
Vote by Mail	187	19.04%	795	80.96%	982
Mail Ballot	0		0		0
Total	218	18.05%	990	81.95%	1,208

Precinct	Registered Voters
0012709	
Poll Place	1,124
Vote by Mail	1,124
Mail Ballot	1,124
Total	1,124
0012921	
Poll Place	1,809
Vote by Mail	1,809
Mail Ballot	1,809
Total	1,809
0012922	
Poll Place	863
Vote by Mail	863
Mail Ballot	863
Total	863
0012923	
Poll Place	933
Vote by Mail	933
Mail Ballot	933
Total	933
0012924	
Poll Place	1,620
Vote by Mail	1,620
Mail Ballot	1,620
Total	1,620
0012925	
Poll Place	1,566
Vote by Mail	1,566
Mail Ballot	1,566
Total	1,566

Precinct	Yes		No		Total Votes
0012709					
Poll Place	28	17.83%	129	82.17%	157
Vote by Mail	177	25.00%	531	75.00%	708
Mail Ballot	0		0		0
Total	205	23.70%	660	76.30%	865
0012921					
Poll Place	38	21.97%	135	78.03%	173
Vote by Mail	291	24.47%	898	75.53%	1,189
Mail Ballot	0		0		0
Total	329	24.16%	1,033	75.84%	1,362
0012922					
Poll Place	9	10.11%	80	89.89%	89
Vote by Mail	144	24.04%	455	75.96%	599
Mail Ballot	0		0		0
Total	153	22.24%	535	77.76%	688
0012923					
Poll Place	18	20.45%	70	79.55%	88
Vote by Mail	146	25.70%	422	74.30%	568
Mail Ballot	0		0		0
Total	164	25.00%	492	75.00%	656
0012924					
Poll Place	39	22.94%	131	77.06%	170
Vote by Mail	260	22.77%	882	77.23%	1,142
Mail Ballot	0		0		0
Total	299	22.79%	1,013	77.21%	1,312
0012925					
Poll Place	46	25.56%	134	74.44%	180
Vote by Mail	275	29.29%	664	70.71%	939
Mail Ballot	0		0		0
Total	321	28.69%	798	71.31%	1,119

Precinct	Registered Voters
0012927	
Poll Place	1,087
Vote by Mail	1,087
Mail Ballot	1,087
Total	1,087
0012928	
Poll Place	1,816
Vote by Mail	1,816
Mail Ballot	1,816
Total	1,816
0012929	
Poll Place	1,479
Vote by Mail	1,479
Mail Ballot	1,479
Total	1,479
0012933	
Poll Place	1,583
Vote by Mail	1,583
Mail Ballot	1,583
Total	1,583
0012934	
Poll Place	889
Vote by Mail	889
Mail Ballot	889
Total	889
0012935	
Poll Place	1,111
Vote by Mail	1,111
Mail Ballot	1,111
Total	1,111

Precinct	Yes		No		Total Votes
0012927					
Poll Place	26	16.88%	128	83.12%	154
Vote by Mail	177	25.25%	524	74.75%	701
Mail Ballot	0		0		0
Total	203	23.74%	652	76.26%	855
0012928					
Poll Place	42	25.61%	122	74.39%	164
Vote by Mail	271	23.24%	895	76.76%	1,166
Mail Ballot	0		0		0
Total	313	23.53%	1,017	76.47%	1,330
0012929					
Poll Place	25	15.53%	136	84.47%	161
Vote by Mail	204	20.50%	791	79.50%	995
Mail Ballot	0		0		0
Total	229	19.81%	927	80.19%	1,156
0012933					
Poll Place	24	13.79%	150	86.21%	174
Vote by Mail	246	21.32%	908	78.68%	1,154
Mail Ballot	0		0		0
Total	270	20.33%	1,058	79.67%	1,328
0012934					
Poll Place	25	20.49%	97	79.51%	122
Vote by Mail	138	25.79%	397	74.21%	535
Mail Ballot	0		0		0
Total	163	24.81%	494	75.19%	657
0012935					
Poll Place	13	14.29%	78	85.71%	91
Vote by Mail	185	22.42%	640	77.58%	825
Mail Ballot	0		0		0
Total	198	21.62%	718	78.38%	916

Precinct	Registered Voters
0012941	
Poll Place	1,522
Vote by Mail	1,522
Mail Ballot	1,522
Total	1,522
0012996	
Poll Place	838
Vote by Mail	838
Mail Ballot	838
Total	838
0013070	
Poll Place	937
Vote by Mail	937
Mail Ballot	937
Total	937
0013072	
Poll Place	742
Vote by Mail	742
Mail Ballot	742
Total	742
0013076	
Poll Place	478
Vote by Mail	478
Mail Ballot	478
Total	478
0013078	
Poll Place	760
Vote by Mail	760
Mail Ballot	760
Total	760

Precinct	Yes		No		Total Votes
0012941					
Poll Place	23	18.85%	99	81.15%	122
Vote by Mail	254	24.59%	779	75.41%	1,033
Mail Ballot	0		0		0
Total	277	23.98%	878	76.02%	1,155
0012996					
Poll Place	10	9.80%	92	90.20%	102
Vote by Mail	142	23.83%	454	76.17%	596
Mail Ballot	0		0		0
Total	152	21.78%	546	78.22%	698
0013070					
Poll Place	8	11.94%	59	88.06%	67
Vote by Mail	116	16.32%	595	83.68%	711
Mail Ballot	0		0		0
Total	124	15.94%	654	84.06%	778
0013072					
Poll Place	4	5.71%	66	94.29%	70
Vote by Mail	77	14.08%	470	85.92%	547
Mail Ballot	0		0		0
Total	81	13.13%	536	86.87%	617
0013076					
Poll Place	16	21.33%	59	78.67%	75
Vote by Mail	54	18.43%	239	81.57%	293
Mail Ballot	0		0		0
Total	70	19.02%	298	80.98%	368
0013078					
Poll Place	23	15.03%	130	84.97%	153
Vote by Mail	97	23.54%	315	76.46%	412
Mail Ballot	0		0		0
Total	120	21.24%	445	78.76%	565

Precinct	Registered Voters
0013100	
Poll Place	1,461
Vote by Mail	1,461
Mail Ballot	1,461
Total	1,461
0013107	
Poll Place	1,295
Vote by Mail	1,295
Mail Ballot	1,295
Total	1,295
0013110	
Poll Place	1,486
Vote by Mail	1,486
Mail Ballot	1,486
Total	1,486
0013120	
Poll Place	1,245
Vote by Mail	1,245
Mail Ballot	1,245
Total	1,245
0013129	
Poll Place	861
Vote by Mail	861
Mail Ballot	861
Total	861
0013194	
Poll Place	535
Vote by Mail	535
Mail Ballot	535
Total	535

Precinct	Yes		No		Total Votes
0013100					
Poll Place	43	29.86%	101	70.14%	144
Vote by Mail	191	23.58%	619	76.42%	810
Mail Ballot	0		0		0
Total	234	24.53%	720	75.47%	954
0013107					
Poll Place	33	27.27%	88	72.73%	121
Vote by Mail	190	29.55%	453	70.45%	643
Mail Ballot	0		0		0
Total	223	29.19%	541	70.81%	764
0013110					
Poll Place	43	23.89%	137	76.11%	180
Vote by Mail	228	26.67%	627	73.33%	855
Mail Ballot	0		0		0
Total	271	26.18%	764	73.82%	1,035
0013120					
Poll Place	35	23.18%	116	76.82%	151
Vote by Mail	198	28.65%	493	71.35%	691
Mail Ballot	0		0		0
Total	233	27.67%	609	72.33%	842
0013129					
Poll Place	27	29.35%	65	70.65%	92
Vote by Mail	153	32.97%	311	67.03%	464
Mail Ballot	0		0		0
Total	180	32.37%	376	67.63%	556
0013194					
Poll Place	15	23.81%	48	76.19%	63
Vote by Mail	81	23.34%	266	76.66%	347
Mail Ballot	0		0		0
Total	96	23.41%	314	76.59%	410

Precinct	Registered Voters
0015106	
Poll Place	1,590
Vote by Mail	1,590
Mail Ballot	1,590
Total	1,590
0015109	
Poll Place	976
Vote by Mail	976
Mail Ballot	976
Total	976
0015110	
Poll Place	881
Vote by Mail	881
Mail Ballot	881
Total	881
0015113	
Poll Place	1,121
Vote by Mail	1,121
Mail Ballot	1,121
Total	1,121
0015114	
Poll Place	797
Vote by Mail	797
Mail Ballot	797
Total	797
0015123	
Poll Place	1,080
Vote by Mail	1,080
Mail Ballot	1,080
Total	1,080

Precinct	Yes		No		Total Votes
0015106					
Poll Place	23	17.56%	108	82.44%	131
Vote by Mail	251	19.58%	1,031	80.42%	1,282
Mail Ballot	0		0		0
Total	274	19.39%	1,139	80.61%	1,413
0015109					
Poll Place	11	12.36%	78	87.64%	89
Vote by Mail	127	17.28%	608	82.72%	735
Mail Ballot	0		0		0
Total	138	16.75%	686	83.25%	824
0015110					
Poll Place	4	18.18%	18	81.82%	22
Vote by Mail	112	14.38%	667	85.62%	779
Mail Ballot	0		0		0
Total	116	14.48%	685	85.52%	801
0015113					
Poll Place	15	9.62%	141	90.38%	156
Vote by Mail	133	16.99%	650	83.01%	783
Mail Ballot	0		0		0
Total	148	15.76%	791	84.24%	939
0015114					
Poll Place	13	14.29%	78	85.71%	91
Vote by Mail	112	20.93%	423	79.07%	535
Mail Ballot	0		0		0
Total	125	19.97%	501	80.03%	626
0015123					
Poll Place	18	11.54%	138	88.46%	156
Vote by Mail	123	17.57%	577	82.43%	700
Mail Ballot	0		0		0
Total	141	16.47%	715	83.53%	856

Precinct	Registered Voters
0015124	
Poll Place	1,123
Vote by Mail	1,123
Mail Ballot	1,123
Total	1,123
0015132	
Poll Place	1,049
Vote by Mail	1,049
Mail Ballot	1,049
Total	1,049
0015133	
Poll Place	927
Vote by Mail	927
Mail Ballot	927
Total	927
0015135	
Poll Place	1,146
Vote by Mail	1,146
Mail Ballot	1,146
Total	1,146
0020121	
Poll Place	730
Vote by Mail	730
Mail Ballot	730
Total	730
0020232	
Poll Place	735
Vote by Mail	735
Mail Ballot	735
Total	735

Precinct	Yes		No		Total Votes
0015124					
Poll Place	14	11.97%	103	88.03%	117
Vote by Mail	148	18.45%	654	81.55%	802
Mail Ballot	0		0		0
Total	162	17.63%	757	82.37%	919
0015132					
Poll Place	6	7.59%	73	92.41%	79
Vote by Mail	140	17.01%	683	82.99%	823
Mail Ballot	0		0		0
Total	146	16.19%	756	83.81%	902
0015133					
Poll Place	9	6.29%	134	93.71%	143
Vote by Mail	104	16.51%	526	83.49%	630
Mail Ballot	0		0		0
Total	113	14.62%	660	85.38%	773
0015135					
Poll Place	23	19.01%	98	80.99%	121
Vote by Mail	223	29.27%	539	70.73%	762
Mail Ballot	0		0		0
Total	246	27.86%	637	72.14%	883
0020121					
Poll Place	25	16.67%	125	83.33%	150
Vote by Mail	98	27.07%	264	72.93%	362
Mail Ballot	0		0		0
Total	123	24.02%	389	75.98%	512
0020232					
Poll Place	32	40.00%	48	60.00%	80
Vote by Mail	156	40.73%	227	59.27%	383
Mail Ballot	0		0		0
Total	188	40.60%	275	59.40%	463

Precinct	Registered Voters
0020236	
Poll Place	1,561
Vote by Mail	1,561
Mail Ballot	1,561
Total	1,561
0020243	
Poll Place	1,601
Vote by Mail	1,601
Mail Ballot	1,601
Total	1,601
0020245	
Poll Place	1,507
Vote by Mail	1,507
Mail Ballot	1,507
Total	1,507
0020246	
Poll Place	1,070
Vote by Mail	1,070
Mail Ballot	1,070
Total	1,070
0020248	
Poll Place	631
Vote by Mail	631
Mail Ballot	631
Total	631
0020249	
Poll Place	893
Vote by Mail	893
Mail Ballot	893
Total	893

Precinct	Yes		No		Total Votes
0020236					
Poll Place	48	46.60%	55	53.40%	103
Vote by Mail	302	42.30%	412	57.70%	714
Mail Ballot	0		0		0
Total	350	42.84%	467	57.16%	817
0020243					
Poll Place	38	31.67%	82	68.33%	120
Vote by Mail	345	35.79%	619	64.21%	964
Mail Ballot	0		0		0
Total	383	35.33%	701	64.67%	1,084
0020245					
Poll Place	41	35.04%	76	64.96%	117
Vote by Mail	285	36.92%	487	63.08%	772
Mail Ballot	0		0		0
Total	326	36.67%	563	63.33%	889
0020246					
Poll Place	48	37.21%	81	62.79%	129
Vote by Mail	213	39.01%	333	60.99%	546
Mail Ballot	0		0		0
Total	261	38.67%	414	61.33%	675
0020248					
Poll Place	22	34.38%	42	65.63%	64
Vote by Mail	133	41.96%	184	58.04%	317
Mail Ballot	0		0		0
Total	155	40.68%	226	59.32%	381
0020249					
Poll Place	20	35.71%	36	64.29%	56
Vote by Mail	156	27.46%	412	72.54%	568
Mail Ballot	0		0		0
Total	176	28.21%	448	71.79%	624

Precinct	Registered Voters
0020253	
Poll Place	681
Vote by Mail	681
Mail Ballot	681
Total	681
0020254	
Poll Place	1,589
Vote by Mail	1,589
Mail Ballot	1,589
Total	1,589
0020256	
Poll Place	1,566
Vote by Mail	1,566
Mail Ballot	1,566
Total	1,566
0020257	
Poll Place	724
Vote by Mail	724
Mail Ballot	724
Total	724
0020260	
Poll Place	968
Vote by Mail	968
Mail Ballot	968
Total	968
0020262	
Poll Place	764
Vote by Mail	764
Mail Ballot	764
Total	764

Precinct	Yes		No		Total Votes
0020253					
Poll Place	24	32.00%	51	68.00%	75
Vote by Mail	108	31.49%	235	68.51%	343
Mail Ballot	0		0		0
Total	132	31.58%	286	68.42%	418
0020254					
Poll Place	35	19.55%	144	80.45%	179
Vote by Mail	262	30.82%	588	69.18%	850
Mail Ballot	0		0		0
Total	297	28.86%	732	71.14%	1,029
0020256					
Poll Place	25	18.12%	113	81.88%	138
Vote by Mail	324	31.83%	694	68.17%	1,018
Mail Ballot	0		0		0
Total	349	30.19%	807	69.81%	1,156
0020257					
Poll Place	31	37.35%	52	62.65%	83
Vote by Mail	146	37.73%	241	62.27%	387
Mail Ballot	0		0		0
Total	177	37.66%	293	62.34%	470
0020260					
Poll Place	21	25.30%	62	74.70%	83
Vote by Mail	210	37.91%	344	62.09%	554
Mail Ballot	0		0		0
Total	231	36.26%	406	63.74%	637
0020262					
Poll Place	29	27.88%	75	72.12%	104
Vote by Mail	147	30.88%	329	69.12%	476
Mail Ballot	0		0		0
Total	176	30.34%	404	69.66%	580

Precinct	Registered Voters
0020263	
Poll Place	889
Vote by Mail	889
Mail Ballot	889
Total	889
0020271	
Poll Place	1,447
Vote by Mail	1,447
Mail Ballot	1,447
Total	1,447
0020272	
Poll Place	1,459
Vote by Mail	1,459
Mail Ballot	1,459
Total	1,459
0020282	
Poll Place	1,210
Vote by Mail	1,210
Mail Ballot	1,210
Total	1,210
0020283	
Poll Place	2,570
Vote by Mail	2,570
Mail Ballot	2,570
Total	2,570
0020284	
Poll Place	908
Vote by Mail	908
Mail Ballot	908
Total	908

Precinct	Yes		No		Total Votes
0020263					
Poll Place	23	30.26%	53	69.74%	76
Vote by Mail	200	36.23%	352	63.77%	552
Mail Ballot	0		0		0
Total	223	35.51%	405	64.49%	628
0020271					
Poll Place	37	29.84%	87	70.16%	124
Vote by Mail	270	31.84%	578	68.16%	848
Mail Ballot	0		0		0
Total	307	31.58%	665	68.42%	972
0020272					
Poll Place	29	32.58%	60	67.42%	89
Vote by Mail	346	39.86%	522	60.14%	868
Mail Ballot	0		0		0
Total	375	39.18%	582	60.82%	957
0020282					
Poll Place	41	28.28%	104	71.72%	145
Vote by Mail	228	29.77%	538	70.23%	766
Mail Ballot	0		0		0
Total	269	29.53%	642	70.47%	911
0020283					
Poll Place	54	30.34%	124	69.66%	178
Vote by Mail	608	36.65%	1,051	63.35%	1,659
Mail Ballot	0		0		0
Total	662	36.04%	1,175	63.96%	1,837
0020284					
Poll Place	21	22.11%	74	77.89%	95
Vote by Mail	186	37.13%	315	62.87%	501
Mail Ballot	0		0		0
Total	207	34.73%	389	65.27%	596

Precinct	Registered Voters
0020286	
Poll Place	1,505
Vote by Mail	1,505
Mail Ballot	1,505
Total	1,505
0020288	
Poll Place	924
Vote by Mail	924
Mail Ballot	924
Total	924
0020289	
Poll Place	1,429
Vote by Mail	1,429
Mail Ballot	1,429
Total	1,429
0020294	
Poll Place	1,168
Vote by Mail	1,168
Mail Ballot	1,168
Total	1,168
0020298	
Poll Place	1,210
Vote by Mail	1,210
Mail Ballot	1,210
Total	1,210
0021143	
Poll Place	1,124
Vote by Mail	1,124
Mail Ballot	1,124
Total	1,124

Precinct	Yes		No		Total Votes
0020286					
Poll Place	36	29.27%	87	70.73%	123
Vote by Mail	290	29.99%	677	70.01%	967
Mail Ballot	0		0		0
Total	326	29.91%	764	70.09%	1,090
0020288					
Poll Place	27	35.06%	50	64.94%	77
Vote by Mail	168	37.92%	275	62.08%	443
Mail Ballot	0		0		0
Total	195	37.50%	325	62.50%	520
0020289					
Poll Place	27	23.28%	89	76.72%	116
Vote by Mail	277	35.65%	500	64.35%	777
Mail Ballot	0		0		0
Total	304	34.04%	589	65.96%	893
0020294					
Poll Place	18	16.67%	90	83.33%	108
Vote by Mail	248	33.11%	501	66.89%	749
Mail Ballot	0		0		0
Total	266	31.04%	591	68.96%	857
0020298					
Poll Place	34	40.96%	49	59.04%	83
Vote by Mail	283	37.63%	469	62.37%	752
Mail Ballot	0		0		0
Total	317	37.96%	518	62.04%	835
0021143					
Poll Place	21	12.43%	148	87.57%	169
Vote by Mail	175	21.98%	621	78.02%	796
Mail Ballot	0		0		0
Total	196	20.31%	769	79.69%	965

Precinct	Registered Voters
0021144	
Poll Place	983
Vote by Mail	983
Mail Ballot	983
Total	983
0021145	
Poll Place	1,444
Vote by Mail	1,444
Mail Ballot	1,444
Total	1,444
0021148	
Poll Place	852
Vote by Mail	852
Mail Ballot	852
Total	852
0021275	
Poll Place	1,627
Vote by Mail	1,627
Mail Ballot	1,627
Total	1,627
0021280	
Poll Place	920
Vote by Mail	920
Mail Ballot	920
Total	920
0021281	
Poll Place	1,139
Vote by Mail	1,139
Mail Ballot	1,139
Total	1,139

Precinct	Yes		No		Total Votes
0021144					
Poll Place	9	7.76%	107	92.24%	116
Vote by Mail	113	15.87%	599	84.13%	712
Mail Ballot	0		0		0
Total	122	14.73%	706	85.27%	828
0021145					
Poll Place	10	5.24%	181	94.76%	191
Vote by Mail	206	19.00%	878	81.00%	1,084
Mail Ballot	0		0		0
Total	216	16.94%	1,059	83.06%	1,275
0021148					
Poll Place	9	7.14%	117	92.86%	126
Vote by Mail	106	17.43%	502	82.57%	608
Mail Ballot	0		0		0
Total	115	15.67%	619	84.33%	734
0021275					
Poll Place	44	27.67%	115	72.33%	159
Vote by Mail	298	33.37%	595	66.63%	893
Mail Ballot	0		0		0
Total	342	32.51%	710	67.49%	1,052
0021280					
Poll Place	30	26.55%	83	73.45%	113
Vote by Mail	189	38.34%	304	61.66%	493
Mail Ballot	0		0		0
Total	219	36.14%	387	63.86%	606
0021281					
Poll Place	43	29.05%	105	70.95%	148
Vote by Mail	216	29.92%	506	70.08%	722
Mail Ballot	0		0		0
Total	259	29.77%	611	70.23%	870

Precinct	Registered Voters
0021282	
Poll Place	1,118
Vote by Mail	1,118
Mail Ballot	1,118
Total	1,118
0021283	
Poll Place	1,561
Vote by Mail	1,561
Mail Ballot	1,561
Total	1,561
0021511	
Poll Place	382
Vote by Mail	382
Mail Ballot	382
Total	382
0021512	
Poll Place	1,090
Vote by Mail	1,090
Mail Ballot	1,090
Total	1,090
0021513	
Poll Place	262
Vote by Mail	262
Mail Ballot	262
Total	262
0021660	
Poll Place	351
Vote by Mail	351
Mail Ballot	351
Total	351

Precinct	Yes		No		Total Votes
0021282					
Poll Place	40	24.39%	124	75.61%	164
Vote by Mail	210	32.97%	427	67.03%	637
Mail Ballot	0		0		0
Total	250	31.21%	551	68.79%	801
0021283					
Poll Place	55	25.82%	158	74.18%	213
Vote by Mail	301	34.60%	569	65.40%	870
Mail Ballot	0		0		0
Total	356	32.87%	727	67.13%	1,083
0021511					
Poll Place	4	9.52%	38	90.48%	42
Vote by Mail	19	6.69%	265	93.31%	284
Mail Ballot	0		0		0
Total	23	7.06%	303	92.94%	326
0021512					
Poll Place	13	10.92%	106	89.08%	119
Vote by Mail	123	14.80%	708	85.20%	831
Mail Ballot	0		0		0
Total	136	14.32%	814	85.68%	950
0021513					
Poll Place	0	0.00%	23	100.00%	23
Vote by Mail	29	14.36%	173	85.64%	202
Mail Ballot	0		0		0
Total	29	12.89%	196	87.11%	225
0021660					
Poll Place	16	18.60%	70	81.40%	86
Vote by Mail	38	19.90%	153	80.10%	191
Mail Ballot	0		0		0
Total	54	19.49%	223	80.51%	277

Precinct	Registered Voters
0021710	
Poll Place	540
Vote by Mail	540
Mail Ballot	540
Total	540
0021781	
Poll Place	583
Vote by Mail	583
Mail Ballot	583
Total	583
0021885	
Poll Place	876
Vote by Mail	876
Mail Ballot	876
Total	876
0021886	
Poll Place	1,008
Vote by Mail	1,008
Mail Ballot	1,008
Total	1,008
0021888	
Poll Place	1,381
Vote by Mail	1,381
Mail Ballot	1,381
Total	1,381
0021889	
Poll Place	1,513
Vote by Mail	1,513
Mail Ballot	1,513
Total	1,513

Precinct	Yes		No		Total Votes
0021710					
Poll Place	14	14.89%	80	85.11%	94
Vote by Mail	72	23.76%	231	76.24%	303
Mail Ballot	0		0		0
Total	86	21.66%	311	78.34%	397
0021781					
Poll Place	8	6.67%	112	93.33%	120
Vote by Mail	36	9.81%	331	90.19%	367
Mail Ballot	0		0		0
Total	44	9.03%	443	90.97%	487
0021885					
Poll Place	14	10.53%	119	89.47%	133
Vote by Mail	99	16.98%	484	83.02%	583
Mail Ballot	0		0		0
Total	113	15.78%	603	84.22%	716
0021886					
Poll Place	14	18.18%	63	81.82%	77
Vote by Mail	155	23.77%	497	76.23%	652
Mail Ballot	0		0		0
Total	169	23.18%	560	76.82%	729
0021888					
Poll Place	13	8.55%	139	91.45%	152
Vote by Mail	159	15.24%	884	84.76%	1,043
Mail Ballot	0		0		0
Total	172	14.39%	1,023	85.61%	1,195
0021889					
Poll Place	18	11.25%	142	88.75%	160
Vote by Mail	171	15.70%	918	84.30%	1,089
Mail Ballot	0		0		0
Total	189	15.13%	1,060	84.87%	1,249

Precinct	Registered Voters
0021894	
Poll Place	1,067
Vote by Mail	1,067
Mail Ballot	1,067
Total	1,067
0022003	
Poll Place	856
Vote by Mail	856
Mail Ballot	856
Total	856
0022004	
Poll Place	867
Vote by Mail	867
Mail Ballot	867
Total	867
0022005	
Poll Place	1,026
Vote by Mail	1,026
Mail Ballot	1,026
Total	1,026
0022006	
Poll Place	1,648
Vote by Mail	1,648
Mail Ballot	1,648
Total	1,648
0022008	
Poll Place	1,461
Vote by Mail	1,461
Mail Ballot	1,461
Total	1,461

Precinct	Yes		No		Total Votes
0021894					
Poll Place	18	11.54%	138	88.46%	156
Vote by Mail	129	18.32%	575	81.68%	704
Mail Ballot	0		0		0
Total	147	17.09%	713	82.91%	860
0022003					
Poll Place	29	35.37%	53	64.63%	82
Vote by Mail	229	50.55%	224	49.45%	453
Mail Ballot	0		0		0
Total	258	48.22%	277	51.78%	535
0022004					
Poll Place	19	35.19%	35	64.81%	54
Vote by Mail	164	34.10%	317	65.90%	481
Mail Ballot	0		0		0
Total	183	34.21%	352	65.79%	535
0022005					
Poll Place	41	46.59%	47	53.41%	88
Vote by Mail	240	50.00%	240	50.00%	480
Mail Ballot	0		0		0
Total	281	49.47%	287	50.53%	568
0022006					
Poll Place	36	31.58%	78	68.42%	114
Vote by Mail	327	35.35%	598	64.65%	925
Mail Ballot	0		0		0
Total	363	34.94%	676	65.06%	1,039
0022008					
Poll Place	20	20.00%	80	80.00%	100
Vote by Mail	264	31.39%	577	68.61%	841
Mail Ballot	0		0		0
Total	284	30.18%	657	69.82%	941

Precinct	Registered Voters
0022018	
Poll Place	1,880
Vote by Mail	1,880
Mail Ballot	1,880
Total	1,880
0022030	
Poll Place	1,776
Vote by Mail	1,776
Mail Ballot	1,776
Total	1,776
0022033	
Poll Place	1,204
Vote by Mail	1,204
Mail Ballot	1,204
Total	1,204
0022037	
Poll Place	1,726
Vote by Mail	1,726
Mail Ballot	1,726
Total	1,726
0022450	
Poll Place	1,586
Vote by Mail	1,586
Mail Ballot	1,586
Total	1,586
0022480	
Poll Place	1,258
Vote by Mail	1,258
Mail Ballot	1,258
Total	1,258

Precinct	Yes		No		Total Votes
0022018					
Poll Place	49	27.22%	131	72.78%	180
Vote by Mail	358	29.49%	856	70.51%	1,214
Mail Ballot	0		0		0
Total	407	29.20%	987	70.80%	1,394
0022030					
Poll Place	26	21.14%	97	78.86%	123
Vote by Mail	366	33.30%	733	66.70%	1,099
Mail Ballot	0		0		0
Total	392	32.08%	830	67.92%	1,222
0022033					
Poll Place	25	26.04%	71	73.96%	96
Vote by Mail	238	32.65%	491	67.35%	729
Mail Ballot	0		0		0
Total	263	31.88%	562	68.12%	825
0022037					
Poll Place	47	26.11%	133	73.89%	180
Vote by Mail	389	35.89%	695	64.11%	1,084
Mail Ballot	0		0		0
Total	436	34.49%	828	65.51%	1,264
0022450					
Poll Place	65	29.95%	152	70.05%	217
Vote by Mail	237	31.31%	520	68.69%	757
Mail Ballot	0		0		0
Total	302	31.01%	672	68.99%	974
0022480					
Poll Place	21	13.46%	135	86.54%	156
Vote by Mail	166	20.60%	640	79.40%	806
Mail Ballot	0		0		0
Total	187	19.44%	775	80.56%	962

Precinct	Registered Voters
0023020	
Poll Place	1,053
Vote by Mail	1,053
Mail Ballot	1,053
Total	1,053
0023021	
Poll Place	1,557
Vote by Mail	1,557
Mail Ballot	1,557
Total	1,557
0023023	
Poll Place	1,235
Vote by Mail	1,235
Mail Ballot	1,235
Total	1,235
0023025	
Poll Place	1,159
Vote by Mail	1,159
Mail Ballot	1,159
Total	1,159
0023030	
Poll Place	1,411
Vote by Mail	1,411
Mail Ballot	1,411
Total	1,411
0023031	
Poll Place	918
Vote by Mail	918
Mail Ballot	918
Total	918

Precinct	Yes		No		Total Votes
0023020					
Poll Place	27	22.69%	92	77.31%	119
Vote by Mail	199	31.34%	436	68.66%	635
Mail Ballot	0		0		0
Total	226	29.97%	528	70.03%	754
0023021					
Poll Place	42	21.00%	158	79.00%	200
Vote by Mail	316	37.22%	533	62.78%	849
Mail Ballot	0		0		0
Total	358	34.13%	691	65.87%	1,049
0023023					
Poll Place	31	26.27%	87	73.73%	118
Vote by Mail	231	28.03%	593	71.97%	824
Mail Ballot	0		0		0
Total	262	27.81%	680	72.19%	942
0023025					
Poll Place	26	14.69%	151	85.31%	177
Vote by Mail	247	33.47%	491	66.53%	738
Mail Ballot	0		0		0
Total	273	29.84%	642	70.16%	915
0023030					
Poll Place	70	35.53%	127	64.47%	197
Vote by Mail	294	42.92%	391	57.08%	685
Mail Ballot	0		0		0
Total	364	41.27%	518	58.73%	882
0023031					
Poll Place	44	25.73%	127	74.27%	171
Vote by Mail	166	28.28%	421	71.72%	587
Mail Ballot	0		0		0
Total	210	27.70%	548	72.30%	758

Precinct	Registered Voters
0023035	
Poll Place	1,205
Vote by Mail	1,205
Mail Ballot	1,205
Total	1,205
0023211	
Poll Place	1,114
Vote by Mail	1,114
Mail Ballot	1,114
Total	1,114
0023212	
Poll Place	833
Vote by Mail	833
Mail Ballot	833
Total	833
0023239	
Poll Place	389
Vote by Mail	389
Mail Ballot	389
Total	389
0023240	
Poll Place	789
Vote by Mail	789
Mail Ballot	789
Total	789
0023241	
Poll Place	685
Vote by Mail	685
Mail Ballot	685
Total	685

Precinct	Yes		No		Total Votes
0023035					
Poll Place	38	22.49%	131	77.51%	169
Vote by Mail	223	29.46%	534	70.54%	757
Mail Ballot	0		0		0
Total	261	28.19%	665	71.81%	926
0023211					
Poll Place	11	5.73%	181	94.27%	192
Vote by Mail	144	18.70%	626	81.30%	770
Mail Ballot	0		0		0
Total	155	16.11%	807	83.89%	962
0023212					
Poll Place	12	9.84%	110	90.16%	122
Vote by Mail	89	15.03%	503	84.97%	592
Mail Ballot	0		0		0
Total	101	14.15%	613	85.85%	714
0023239					
Poll Place	18	30.00%	42	70.00%	60
Vote by Mail	65	31.71%	140	68.29%	205
Mail Ballot	0		0		0
Total	83	31.32%	182	68.68%	265
0023240					
Poll Place	25	27.78%	65	72.22%	90
Vote by Mail	122	31.44%	266	68.56%	388
Mail Ballot	0		0		0
Total	147	30.75%	331	69.25%	478
0023241					
Poll Place	21	36.84%	36	63.16%	57
Vote by Mail	138	35.94%	246	64.06%	384
Mail Ballot	0		0		0
Total	159	36.05%	282	63.95%	441

Precinct	Registered Voters
0023401	
Poll Place	832
Vote by Mail	832
Mail Ballot	832
Total	832
0023402	
Poll Place	1,164
Vote by Mail	1,164
Mail Ballot	1,164
Total	1,164
0023404	
Poll Place	1,317
Vote by Mail	1,317
Mail Ballot	1,317
Total	1,317
0023406	
Poll Place	1,010
Vote by Mail	1,010
Mail Ballot	1,010
Total	1,010
0023450	
Poll Place	933
Vote by Mail	933
Mail Ballot	933
Total	933
0023451	
Poll Place	380
Vote by Mail	380
Mail Ballot	380
Total	380

Precinct	Yes		No		Total Votes
0023401					
Poll Place	12	11.32%	94	88.68%	106
Vote by Mail	126	24.42%	390	75.58%	516
Mail Ballot	0		0		0
Total	138	22.19%	484	77.81%	622
0023402					
Poll Place	14	9.27%	137	90.73%	151
Vote by Mail	182	23.64%	588	76.36%	770
Mail Ballot	0		0		0
Total	196	21.28%	725	78.72%	921
0023404					
Poll Place	18	13.14%	119	86.86%	137
Vote by Mail	185	19.70%	754	80.30%	939
Mail Ballot	0		0		0
Total	203	18.87%	873	81.13%	1,076
0023406					
Poll Place	16	18.18%	72	81.82%	88
Vote by Mail	167	27.88%	432	72.12%	599
Mail Ballot	0		0		0
Total	183	26.64%	504	73.36%	687
0023450					
Poll Place	32	20.38%	125	79.62%	157
Vote by Mail	118	20.38%	461	79.62%	579
Mail Ballot	0		0		0
Total	150	20.38%	586	79.62%	736
0023451					
Poll Place	10	20.00%	40	80.00%	50
Vote by Mail	36	15.32%	199	84.68%	235
Mail Ballot	0		0		0
Total	46	16.14%	239	83.86%	285

Precinct	Registered Voters
0023452	
Poll Place	854
Vote by Mail	854
Mail Ballot	854
Total	854
0025270	
Poll Place	996
Vote by Mail	996
Mail Ballot	996
Total	996
0025271	
Poll Place	933
Vote by Mail	933
Mail Ballot	933
Total	933
0025272	
Poll Place	1,098
Vote by Mail	1,098
Mail Ballot	1,098
Total	1,098
0025289	
Poll Place	1,010
Vote by Mail	1,010
Mail Ballot	1,010
Total	1,010
0030040	
Poll Place	1,257
Vote by Mail	1,257
Mail Ballot	1,257
Total	1,257

Precinct	Yes		No		Total Votes
0023452					
Poll Place	33	27.73%	86	72.27%	119
Vote by Mail	140	27.83%	363	72.17%	503
Mail Ballot	0		0		0
Total	173	27.81%	449	72.19%	622
0025270					
Poll Place	34	28.10%	87	71.90%	121
Vote by Mail	204	34.46%	388	65.54%	592
Mail Ballot	0		0		0
Total	238	33.38%	475	66.62%	713
0025271					
Poll Place	20	37.04%	34	62.96%	54
Vote by Mail	169	29.09%	412	70.91%	581
Mail Ballot	0		0		0
Total	189	29.76%	446	70.24%	635
0025272					
Poll Place	20	24.39%	62	75.61%	82
Vote by Mail	245	36.57%	425	63.43%	670
Mail Ballot	0		0		0
Total	265	35.24%	487	64.76%	752
0025289					
Poll Place	29	27.88%	75	72.12%	104
Vote by Mail	176	33.02%	357	66.98%	533
Mail Ballot	0		0		0
Total	205	32.18%	432	67.82%	637
0030040					
Poll Place	32	19.88%	129	80.12%	161
Vote by Mail	177	26.30%	496	73.70%	673
Mail Ballot	0		0		0
Total	209	25.06%	625	74.94%	834

Precinct	Registered Voters
0030060	
Poll Place	963
Vote by Mail	963
Mail Ballot	963
Total	963
0030150	
Poll Place	1,559
Vote by Mail	1,559
Mail Ballot	1,559
Total	1,559
0030170	
Poll Place	1,212
Vote by Mail	1,212
Mail Ballot	1,212
Total	1,212
0030302	
Poll Place	1,062
Vote by Mail	1,062
Mail Ballot	1,062
Total	1,062
0030304	
Poll Place	1,440
Vote by Mail	1,440
Mail Ballot	1,440
Total	1,440
0030308	
Poll Place	1,441
Vote by Mail	1,441
Mail Ballot	1,441
Total	1,441

Precinct	Yes		No		Total Votes
0030060					
Poll Place	30	21.13%	112	78.87%	142
Vote by Mail	115	21.26%	426	78.74%	541
Mail Ballot	0		0		0
Total	145	21.23%	538	78.77%	683
0030150					
Poll Place	42	27.63%	110	72.37%	152
Vote by Mail	196	29.88%	460	70.12%	656
Mail Ballot	0		0		0
Total	238	29.46%	570	70.54%	808
0030170					
Poll Place	28	22.05%	99	77.95%	127
Vote by Mail	143	26.63%	394	73.37%	537
Mail Ballot	0		0		0
Total	171	25.75%	493	74.25%	664
0030302					
Poll Place	29	23.20%	96	76.80%	125
Vote by Mail	205	35.47%	373	64.53%	578
Mail Ballot	0		0		0
Total	234	33.29%	469	66.71%	703
0030304					
Poll Place	26	29.55%	62	70.45%	88
Vote by Mail	289	32.00%	614	68.00%	903
Mail Ballot	0		0		0
Total	315	31.79%	676	68.21%	991
0030308					
Poll Place	23	24.73%	70	75.27%	93
Vote by Mail	282	33.85%	551	66.15%	833
Mail Ballot	0		0		0
Total	305	32.94%	621	67.06%	926

Precinct	Registered Voters
0030312	
Poll Place	1,132
Vote by Mail	1,132
Mail Ballot	1,132
Total	1,132
0030314	
Poll Place	1,121
Vote by Mail	1,121
Mail Ballot	1,121
Total	1,121
0030316	
Poll Place	964
Vote by Mail	964
Mail Ballot	964
Total	964
0030317	
Poll Place	514
Vote by Mail	514
Mail Ballot	514
Total	514
0030318	
Poll Place	1,425
Vote by Mail	1,425
Mail Ballot	1,425
Total	1,425
0030321	
Poll Place	774
Vote by Mail	774
Mail Ballot	774
Total	774

Precinct	Yes		No		Total Votes
0030312					
Poll Place	35	23.33%	115	76.67%	150
Vote by Mail	220	31.16%	486	68.84%	706
Mail Ballot	0		0		0
Total	255	29.79%	601	70.21%	856
0030314					
Poll Place	19	24.05%	60	75.95%	79
Vote by Mail	192	29.72%	454	70.28%	646
Mail Ballot	0		0		0
Total	211	29.10%	514	70.90%	725
0030316					
Poll Place	39	35.45%	71	64.55%	110
Vote by Mail	166	29.12%	404	70.88%	570
Mail Ballot	0		0		0
Total	205	30.15%	475	69.85%	680
0030317					
Poll Place	12	25.00%	36	75.00%	48
Vote by Mail	117	37.62%	194	62.38%	311
Mail Ballot	0		0		0
Total	129	35.93%	230	64.07%	359
0030318					
Poll Place	27	19.57%	111	80.43%	138
Vote by Mail	265	31.29%	582	68.71%	847
Mail Ballot	0		0		0
Total	292	29.64%	693	70.36%	985
0030321					
Poll Place	13	20.63%	50	79.37%	63
Vote by Mail	143	25.13%	426	74.87%	569
Mail Ballot	0		0		0
Total	156	24.68%	476	75.32%	632

Precinct	Registered Voters
0030322	
Poll Place	1,248
Vote by Mail	1,248
Mail Ballot	1,248
Total	1,248
0030325	
Poll Place	839
Vote by Mail	839
Mail Ballot	839
Total	839
0030332	
Poll Place	482
Vote by Mail	482
Mail Ballot	482
Total	482
0030337	
Poll Place	1,216
Vote by Mail	1,216
Mail Ballot	1,216
Total	1,216
0030338	
Poll Place	1,006
Vote by Mail	1,006
Mail Ballot	1,006
Total	1,006
0030339	
Poll Place	1,556
Vote by Mail	1,556
Mail Ballot	1,556
Total	1,556

Precinct	Yes		No		Total Votes
0030322					
Poll Place	31	21.68%	112	78.32%	143
Vote by Mail	221	26.85%	602	73.15%	823
Mail Ballot	0		0		0
Total	252	26.09%	714	73.91%	966
0030325					
Poll Place	15	24.59%	46	75.41%	61
Vote by Mail	166	31.92%	354	68.08%	520
Mail Ballot	0		0		0
Total	181	31.15%	400	68.85%	581
0030332					
Poll Place	9	26.47%	25	73.53%	34
Vote by Mail	78	41.49%	110	58.51%	188
Mail Ballot	0		0		0
Total	87	39.19%	135	60.81%	222
0030337					
Poll Place	23	21.10%	86	78.90%	109
Vote by Mail	243	29.67%	576	70.33%	819
Mail Ballot	0		0		0
Total	266	28.66%	662	71.34%	928
0030338					
Poll Place	21	15.79%	112	84.21%	133
Vote by Mail	166	25.30%	490	74.70%	656
Mail Ballot	0		0		0
Total	187	23.70%	602	76.30%	789
0030339					
Poll Place	44	22.45%	152	77.55%	196
Vote by Mail	292	30.42%	668	69.58%	960
Mail Ballot	0		0		0
Total	336	29.07%	820	70.93%	1,156

Precinct	Registered Voters
0030348	
Poll Place	931
Vote by Mail	931
Mail Ballot	931
Total	931
0030351	
Poll Place	1,528
Vote by Mail	1,528
Mail Ballot	1,528
Total	1,528
0030352	
Poll Place	1,029
Vote by Mail	1,029
Mail Ballot	1,029
Total	1,029
0030354	
Poll Place	696
Vote by Mail	696
Mail Ballot	696
Total	696
0030364	
Poll Place	929
Vote by Mail	929
Mail Ballot	929
Total	929
0030367	
Poll Place	1,526
Vote by Mail	1,526
Mail Ballot	1,526
Total	1,526

Precinct	Yes		No		Total Votes
0030348					
Poll Place	23	25.00%	69	75.00%	92
Vote by Mail	197	33.11%	398	66.89%	595
Mail Ballot	0		0		0
Total	220	32.02%	467	67.98%	687
0030351					
Poll Place	39	27.27%	104	72.73%	143
Vote by Mail	317	37.16%	536	62.84%	853
Mail Ballot	0		0		0
Total	356	35.74%	640	64.26%	996
0030352					
Poll Place	32	24.43%	99	75.57%	131
Vote by Mail	175	24.37%	543	75.63%	718
Mail Ballot	0		0		0
Total	207	24.38%	642	75.62%	849
0030354					
Poll Place	18	14.52%	106	85.48%	124
Vote by Mail	99	22.60%	339	77.40%	438
Mail Ballot	0		0		0
Total	117	20.82%	445	79.18%	562
0030364					
Poll Place	29	20.71%	111	79.29%	140
Vote by Mail	190	33.93%	370	66.07%	560
Mail Ballot	0		0		0
Total	219	31.29%	481	68.71%	700
0030367					
Poll Place	18	15.25%	100	84.75%	118
Vote by Mail	298	30.07%	693	69.93%	991
Mail Ballot	0		0		0
Total	316	28.49%	793	71.51%	1,109

Precinct	Registered Voters
0030370	
Poll Place	452
Vote by Mail	452
Mail Ballot	452
Total	452
0030374	
Poll Place	999
Vote by Mail	999
Mail Ballot	999
Total	999
0030385	
Poll Place	714
Vote by Mail	714
Mail Ballot	714
Total	714
0030386	
Poll Place	1,185
Vote by Mail	1,185
Mail Ballot	1,185
Total	1,185
0030387	
Poll Place	1,140
Vote by Mail	1,140
Mail Ballot	1,140
Total	1,140
0030389	
Poll Place	732
Vote by Mail	732
Mail Ballot	732
Total	732

Precinct	Yes		No		Total Votes
0030370					
Poll Place	11	25.58%	32	74.42%	43
Vote by Mail	69	25.37%	203	74.63%	272
Mail Ballot	0		0		0
Total	80	25.40%	235	74.60%	315
0030374					
Poll Place	28	24.78%	85	75.22%	113
Vote by Mail	211	33.49%	419	66.51%	630
Mail Ballot	0		0		0
Total	239	32.17%	504	67.83%	743
0030385					
Poll Place	9	14.29%	54	85.71%	63
Vote by Mail	118	22.26%	412	77.74%	530
Mail Ballot	0		0		0
Total	127	21.42%	466	78.58%	593
0030386					
Poll Place	16	13.22%	105	86.78%	121
Vote by Mail	167	20.80%	636	79.20%	803
Mail Ballot	0		0		0
Total	183	19.81%	741	80.19%	924
0030387					
Poll Place	16	10.19%	141	89.81%	157
Vote by Mail	154	18.92%	660	81.08%	814
Mail Ballot	0		0		0
Total	170	17.51%	801	82.49%	971
0030389					
Poll Place	10	14.71%	58	85.29%	68
Vote by Mail	131	25.94%	374	74.06%	505
Mail Ballot	0		0		0
Total	141	24.61%	432	75.39%	573

Precinct	Registered Voters
0030390	
Poll Place	1,320
Vote by Mail	1,320
Mail Ballot	1,320
Total	1,320
0030393	
Poll Place	856
Vote by Mail	856
Mail Ballot	856
Total	856
0030396	
Poll Place	812
Vote by Mail	812
Mail Ballot	812
Total	812
0030399	
Poll Place	1,198
Vote by Mail	1,198
Mail Ballot	1,198
Total	1,198
0031478	
Poll Place	593
Vote by Mail	593
Mail Ballot	593
Total	593
0031641	
Poll Place	610
Vote by Mail	610
Mail Ballot	610
Total	610

Precinct	Yes		No		Total Votes
0030390					
Poll Place	13	7.88%	152	92.12%	165
Vote by Mail	155	16.16%	804	83.84%	959
Mail Ballot	0		0		0
Total	168	14.95%	956	85.05%	1,124
0030393					
Poll Place	12	13.19%	79	86.81%	91
Vote by Mail	114	18.07%	517	81.93%	631
Mail Ballot	0		0		0
Total	126	17.45%	596	82.55%	722
0030396					
Poll Place	17	15.18%	95	84.82%	112
Vote by Mail	130	23.51%	423	76.49%	553
Mail Ballot	0		0		0
Total	147	22.11%	518	77.89%	665
0030399					
Poll Place	44	42.31%	60	57.69%	104
Vote by Mail	260	52.74%	233	47.26%	493
Mail Ballot	0		0		0
Total	304	50.92%	293	49.08%	597
0031478					
Poll Place	28	36.84%	48	63.16%	76
Vote by Mail	117	32.41%	244	67.59%	361
Mail Ballot	0		0		0
Total	145	33.18%	292	66.82%	437
0031641					
Poll Place	28	45.90%	33	54.10%	61
Vote by Mail	108	47.37%	120	52.63%	228
Mail Ballot	0		0		0
Total	136	47.06%	153	52.94%	289

Precinct	Registered Voters
0031642	
Poll Place	797
Vote by Mail	797
Mail Ballot	797
Total	797
0031772	
Poll Place	1,163
Vote by Mail	1,163
Mail Ballot	1,163
Total	1,163
0031935	
Poll Place	868
Vote by Mail	868
Mail Ballot	868
Total	868
0031950	
Poll Place	707
Vote by Mail	707
Mail Ballot	707
Total	707
0031953	
Poll Place	1,390
Vote by Mail	1,390
Mail Ballot	1,390
Total	1,390
0031960	
Poll Place	1,287
Vote by Mail	1,287
Mail Ballot	1,287
Total	1,287

Precinct	Yes		No		Total Votes
0031642					
Poll Place	25	42.37%	34	57.63%	59
Vote by Mail	132	41.38%	187	58.62%	319
Mail Ballot	0		0		0
Total	157	41.53%	221	58.47%	378
0031772					
Poll Place	27	17.76%	125	82.24%	152
Vote by Mail	152	28.31%	385	71.69%	537
Mail Ballot	0		0		0
Total	179	25.98%	510	74.02%	689
0031935					
Poll Place	22	27.16%	59	72.84%	81
Vote by Mail	156	34.06%	302	65.94%	458
Mail Ballot	0		0		0
Total	178	33.02%	361	66.98%	539
0031950					
Poll Place	14	14.58%	82	85.42%	96
Vote by Mail	94	27.33%	250	72.67%	344
Mail Ballot	0		0		0
Total	108	24.55%	332	75.45%	440
0031953					
Poll Place	36	30.00%	84	70.00%	120
Vote by Mail	247	35.39%	451	64.61%	698
Mail Ballot	0		0		0
Total	283	34.60%	535	65.40%	818
0031960					
Poll Place	21	24.42%	65	75.58%	86
Vote by Mail	214	27.61%	561	72.39%	775
Mail Ballot	0		0		0
Total	235	27.29%	626	72.71%	861

Precinct	Registered Voters
0032170	
Poll Place	932
Vote by Mail	932
Mail Ballot	932
Total	932
0032214	
Poll Place	651
Vote by Mail	651
Mail Ballot	651
Total	651
0032240	
Poll Place	847
Vote by Mail	847
Mail Ballot	847
Total	847
0032310	
Poll Place	1,021
Vote by Mail	1,021
Mail Ballot	1,021
Total	1,021
0032330	
Poll Place	584
Vote by Mail	584
Mail Ballot	584
Total	584
0032340	
Poll Place	596
Vote by Mail	596
Mail Ballot	596
Total	596

Precinct	Yes		No		Total Votes
0032170					
Poll Place	20	16.26%	103	83.74%	123
Vote by Mail	142	24.87%	429	75.13%	571
Mail Ballot	0		0		0
Total	162	23.34%	532	76.66%	694
0032214					
Poll Place	7	13.73%	44	86.27%	51
Vote by Mail	78	18.89%	335	81.11%	413
Mail Ballot	0		0		0
Total	85	18.32%	379	81.68%	464
0032240					
Poll Place	13	30.95%	29	69.05%	42
Vote by Mail	115	25.27%	340	74.73%	455
Mail Ballot	0		0		0
Total	128	25.75%	369	74.25%	497
0032310					
Poll Place	14	18.42%	62	81.58%	76
Vote by Mail	211	35.46%	384	64.54%	595
Mail Ballot	0		0		0
Total	225	33.53%	446	66.47%	671
0032330					
Poll Place	4	14.81%	23	85.19%	27
Vote by Mail	83	19.35%	346	80.65%	429
Mail Ballot	0		0		0
Total	87	19.08%	369	80.92%	456
0032340					
Poll Place	5	13.89%	31	86.11%	36
Vote by Mail	72	16.04%	377	83.96%	449
Mail Ballot	0		0		0
Total	77	15.88%	408	84.12%	485

Precinct	Registered Voters
0032360	
Poll Place	1,173
Vote by Mail	1,173
Mail Ballot	1,173
Total	1,173
0032370	
Poll Place	750
Vote by Mail	750
Mail Ballot	750
Total	750
0032380	
Poll Place	629
Vote by Mail	629
Mail Ballot	629
Total	629
0032441	
Poll Place	1,140
Vote by Mail	1,140
Mail Ballot	1,140
Total	1,140
0032531	
Poll Place	1,320
Vote by Mail	1,320
Mail Ballot	1,320
Total	1,320
0032532	
Poll Place	995
Vote by Mail	995
Mail Ballot	995
Total	995

Precinct	Yes		No		Total Votes
0032360					
Poll Place	40	47.62%	44	52.38%	84
Vote by Mail	211	37.48%	352	62.52%	563
Mail Ballot	0		0		0
Total	251	38.79%	396	61.21%	647
0032370					
Poll Place	31	36.90%	53	63.10%	84
Vote by Mail	110	35.95%	196	64.05%	306
Mail Ballot	0		0		0
Total	141	36.15%	249	63.85%	390
0032380					
Poll Place	3	9.68%	28	90.32%	31
Vote by Mail	121	28.14%	309	71.86%	430
Mail Ballot	0		0		0
Total	124	26.90%	337	73.10%	461
0032441					
Poll Place	21	18.58%	92	81.42%	113
Vote by Mail	153	27.92%	395	72.08%	548
Mail Ballot	0		0		0
Total	174	26.32%	487	73.68%	661
0032531					
Poll Place	30	30.00%	70	70.00%	100
Vote by Mail	221	38.70%	350	61.30%	571
Mail Ballot	0		0		0
Total	251	37.41%	420	62.59%	671
0032532					
Poll Place	29	31.52%	63	68.48%	92
Vote by Mail	135	33.01%	274	66.99%	409
Mail Ballot	0		0		0
Total	164	32.73%	337	67.27%	501

Precinct	Registered Voters
0032640	
Poll Place	1,435
Vote by Mail	1,435
Mail Ballot	1,435
Total	1,435
0032652	
Poll Place	1,415
Vote by Mail	1,415
Mail Ballot	1,415
Total	1,415
0032731	
Poll Place	1,219
Vote by Mail	1,219
Mail Ballot	1,219
Total	1,219
0032732	
Poll Place	307
Vote by Mail	307
Mail Ballot	307
Total	307
0032750	
Poll Place	1,553
Vote by Mail	1,553
Mail Ballot	1,553
Total	1,553
0032751	
Poll Place	830
Vote by Mail	830
Mail Ballot	830
Total	830

Precinct	Yes		No		Total Votes
0032640					
Poll Place	14	7.25%	179	92.75%	193
Vote by Mail	118	11.68%	892	88.32%	1,010
Mail Ballot	0		0		0
Total	132	10.97%	1,071	89.03%	1,203
0032652					
Poll Place	5	6.33%	74	93.67%	79
Vote by Mail	114	10.25%	998	89.75%	1,112
Mail Ballot	0		0		0
Total	119	9.99%	1,072	90.01%	1,191
0032731					
Poll Place	25	18.80%	108	81.20%	133
Vote by Mail	195	26.57%	539	73.43%	734
Mail Ballot	0		0		0
Total	220	25.37%	647	74.63%	867
0032732					
Poll Place	9	21.95%	32	78.05%	41
Vote by Mail	35	14.83%	201	85.17%	236
Mail Ballot	0		0		0
Total	44	15.88%	233	84.12%	277
0032750					
Poll Place	95	45.24%	115	54.76%	210
Vote by Mail	246	31.26%	541	68.74%	787
Mail Ballot	0		0		0
Total	341	34.20%	656	65.80%	997
0032751					
Poll Place	18	19.15%	76	80.85%	94
Vote by Mail	117	29.92%	274	70.08%	391
Mail Ballot	0		0		0
Total	135	27.84%	350	72.16%	485

Precinct	Registered Voters
0032762	
Poll Place	763
Vote by Mail	763
Mail Ballot	763
Total	763
0033040	
Poll Place	1,618
Vote by Mail	1,618
Mail Ballot	1,618
Total	1,618
0033042	
Poll Place	1,130
Vote by Mail	1,130
Mail Ballot	1,130
Total	1,130
0033150	
Poll Place	467
Vote by Mail	467
Mail Ballot	467
Total	467
0033161	
Poll Place	370
Vote by Mail	370
Mail Ballot	370
Total	370
0033222	
Poll Place	1,064
Vote by Mail	1,064
Mail Ballot	1,064
Total	1,064

Precinct	Yes		No		Total Votes
0032762					
Poll Place	23	34.85%	43	65.15%	66
Vote by Mail	175	42.07%	241	57.93%	416
Mail Ballot	0		0		0
Total	198	41.08%	284	58.92%	482
0033040					
Poll Place	17	8.81%	176	91.19%	193
Vote by Mail	146	14.05%	893	85.95%	1,039
Mail Ballot	0		0		0
Total	163	13.23%	1,069	86.77%	1,232
0033042					
Poll Place	22	20.37%	86	79.63%	108
Vote by Mail	95	13.05%	633	86.95%	728
Mail Ballot	0		0		0
Total	117	14.00%	719	86.00%	836
0033150					
Poll Place	14	24.14%	44	75.86%	58
Vote by Mail	97	28.96%	238	71.04%	335
Mail Ballot	0		0		0
Total	111	28.24%	282	71.76%	393
0033161					
Poll Place	6	20.00%	24	80.00%	30
Vote by Mail	61	26.07%	173	73.93%	234
Mail Ballot	0		0		0
Total	67	25.38%	197	74.62%	264
0033222					
Poll Place	40	46.51%	46	53.49%	86
Vote by Mail	180	40.82%	261	59.18%	441
Mail Ballot	0		0		0
Total	220	41.75%	307	58.25%	527

Precinct	Registered Voters
0033492	
Poll Place	956
Vote by Mail	956
Mail Ballot	956
Total	956
0035601	
Poll Place	861
Vote by Mail	861
Mail Ballot	861
Total	861
0035602	
Poll Place	614
Vote by Mail	614
Mail Ballot	614
Total	614
0035603	
Poll Place	881
Vote by Mail	881
Mail Ballot	881
Total	881
0035604	
Poll Place	1,187
Vote by Mail	1,187
Mail Ballot	1,187
Total	1,187
0035624	
Poll Place	458
Vote by Mail	458
Mail Ballot	458
Total	458

Precinct	Yes		No		Total Votes
0033492					
Poll Place	45	37.19%	76	62.81%	121
Vote by Mail	147	35.68%	265	64.32%	412
Mail Ballot	0		0		0
Total	192	36.02%	341	63.98%	533
0035601					
Poll Place	10	10.31%	87	89.69%	97
Vote by Mail	133	21.77%	478	78.23%	611
Mail Ballot	0		0		0
Total	143	20.20%	565	79.80%	708
0035602					
Poll Place	20	25.64%	58	74.36%	78
Vote by Mail	143	35.05%	265	64.95%	408
Mail Ballot	0		0		0
Total	163	33.54%	323	66.46%	486
0035603					
Poll Place	20	17.39%	95	82.61%	115
Vote by Mail	92	15.62%	497	84.38%	589
Mail Ballot	0		0		0
Total	112	15.91%	592	84.09%	704
0035604					
Poll Place	7	6.67%	98	93.33%	105
Vote by Mail	156	18.27%	698	81.73%	854
Mail Ballot	0		0		0
Total	163	17.00%	796	83.00%	959
0035624					
Poll Place	2	5.26%	36	94.74%	38
Vote by Mail	57	18.27%	255	81.73%	312
Mail Ballot	0		0		0
Total	59	16.86%	291	83.14%	350

Precinct	Registered Voters
0035628	
Poll Place	1,817
Vote by Mail	1,817
Mail Ballot	1,817
Total	1,817
0035629	
Poll Place	1,147
Vote by Mail	1,147
Mail Ballot	1,147
Total	1,147
0035631	
Poll Place	1,022
Vote by Mail	1,022
Mail Ballot	1,022
Total	1,022
0035632	
Poll Place	765
Vote by Mail	765
Mail Ballot	765
Total	765
0035633	
Poll Place	858
Vote by Mail	858
Mail Ballot	858
Total	858
0035635	
Poll Place	1,061
Vote by Mail	1,061
Mail Ballot	1,061
Total	1,061

Precinct	Yes		No		Total Votes
0035628					
Poll Place	34	16.50%	172	83.50%	206
Vote by Mail	326	26.50%	904	73.50%	1,230
Mail Ballot	0		0		0
Total	360	25.07%	1,076	74.93%	1,436
0035629					
Poll Place	30	22.56%	103	77.44%	133
Vote by Mail	205	26.66%	564	73.34%	769
Mail Ballot	0		0		0
Total	235	26.05%	667	73.95%	902
0035631					
Poll Place	24	21.05%	90	78.95%	114
Vote by Mail	149	21.98%	529	78.02%	678
Mail Ballot	0		0		0
Total	173	21.84%	619	78.16%	792
0035632					
Poll Place	20	15.75%	107	84.25%	127
Vote by Mail	87	16.89%	428	83.11%	515
Mail Ballot	0		0		0
Total	107	16.67%	535	83.33%	642
0035633					
Poll Place	13	8.72%	136	91.28%	149
Vote by Mail	103	18.23%	462	81.77%	565
Mail Ballot	0		0		0
Total	116	16.25%	598	83.75%	714
0035635					
Poll Place	43	21.94%	153	78.06%	196
Vote by Mail	174	27.66%	455	72.34%	629
Mail Ballot	0		0		0
Total	217	26.30%	608	73.70%	825

Precinct	Registered Voters
0035640	
Poll Place	1,126
Vote by Mail	1,126
Mail Ballot	1,126
Total	1,126
0035658	
Poll Place	1,053
Vote by Mail	1,053
Mail Ballot	1,053
Total	1,053
0035661	
Poll Place	710
Vote by Mail	710
Mail Ballot	710
Total	710
0035675	
Poll Place	1,211
Vote by Mail	1,211
Mail Ballot	1,211
Total	1,211
0035677	
Poll Place	822
Vote by Mail	822
Mail Ballot	822
Total	822
0040401	
Poll Place	541
Vote by Mail	541
Mail Ballot	541
Total	541

Precinct	Yes		No		Total Votes
0035640					
Poll Place	16	10.67%	134	89.33%	150
Vote by Mail	158	20.39%	617	79.61%	775
Mail Ballot	0		0		0
Total	174	18.81%	751	81.19%	925
0035658					
Poll Place	33	19.41%	137	80.59%	170
Vote by Mail	123	17.25%	590	82.75%	713
Mail Ballot	0		0		0
Total	156	17.67%	727	82.33%	883
0035661					
Poll Place	14	12.50%	98	87.50%	112
Vote by Mail	128	27.29%	341	72.71%	469
Mail Ballot	0		0		0
Total	142	24.44%	439	75.56%	581
0035675					
Poll Place	20	16.13%	104	83.87%	124
Vote by Mail	150	16.97%	734	83.03%	884
Mail Ballot	0		0		0
Total	170	16.87%	838	83.13%	1,008
0035677					
Poll Place	28	38.36%	45	61.64%	73
Vote by Mail	173	40.80%	251	59.20%	424
Mail Ballot	0		0		0
Total	201	40.44%	296	59.56%	497
0040401					
Poll Place	7	20.59%	27	79.41%	34
Vote by Mail	72	18.00%	328	82.00%	400
Mail Ballot	0		0		0
Total	79	18.20%	355	81.80%	434

Precinct	Registered Voters
0040405	
Poll Place	1,425
Vote by Mail	1,425
Mail Ballot	1,425
Total	1,425
0040406	
Poll Place	1,059
Vote by Mail	1,059
Mail Ballot	1,059
Total	1,059
0040407	
Poll Place	762
Vote by Mail	762
Mail Ballot	762
Total	762
0040409	
Poll Place	1,153
Vote by Mail	1,153
Mail Ballot	1,153
Total	1,153
0040411	
Poll Place	1,428
Vote by Mail	1,428
Mail Ballot	1,428
Total	1,428
0040414	
Poll Place	1,613
Vote by Mail	1,613
Mail Ballot	1,613
Total	1,613

Precinct	Yes		No		Total Votes
0040405					
Poll Place	8	5.13%	148	94.87%	156
Vote by Mail	172	16.21%	889	83.79%	1,061
Mail Ballot	0		0		0
Total	180	14.79%	1,037	85.21%	1,217
0040406					
Poll Place	25	25.77%	72	74.23%	97
Vote by Mail	185	25.20%	549	74.80%	734
Mail Ballot	0		0		0
Total	210	25.27%	621	74.73%	831
0040407					
Poll Place	20	28.99%	49	71.01%	69
Vote by Mail	115	23.57%	373	76.43%	488
Mail Ballot	0		0		0
Total	135	24.24%	422	75.76%	557
0040409					
Poll Place	26	20.31%	102	79.69%	128
Vote by Mail	206	28.18%	525	71.82%	731
Mail Ballot	0		0		0
Total	232	27.01%	627	72.99%	859
0040411					
Poll Place	25	21.37%	92	78.63%	117
Vote by Mail	271	33.71%	533	66.29%	804
Mail Ballot	0		0		0
Total	296	32.14%	625	67.86%	921
0040414					
Poll Place	33	25.58%	96	74.42%	129
Vote by Mail	309	35.56%	560	64.44%	869
Mail Ballot	0		0		0
Total	342	34.27%	656	65.73%	998

Precinct	Registered Voters
0040415	
Poll Place	1,659
Vote by Mail	1,659
Mail Ballot	1,659
Total	1,659
0040419	
Poll Place	1,293
Vote by Mail	1,293
Mail Ballot	1,293
Total	1,293
0040421	
Poll Place	995
Vote by Mail	995
Mail Ballot	995
Total	995
0040424	
Poll Place	1,153
Vote by Mail	1,153
Mail Ballot	1,153
Total	1,153
0040428	
Poll Place	955
Vote by Mail	955
Mail Ballot	955
Total	955
0040429	
Poll Place	1,391
Vote by Mail	1,391
Mail Ballot	1,391
Total	1,391

Precinct	Yes		No		Total Votes
0040415					
Poll Place	15	11.03%	121	88.97%	136
Vote by Mail	209	16.99%	1,021	83.01%	1,230
Mail Ballot	0		0		0
Total	224	16.40%	1,142	83.60%	1,366
0040419					
Poll Place	8	6.61%	113	93.39%	121
Vote by Mail	172	18.88%	739	81.12%	911
Mail Ballot	0		0		0
Total	180	17.44%	852	82.56%	1,032
0040421					
Poll Place	8	8.79%	83	91.21%	91
Vote by Mail	197	27.82%	511	72.18%	708
Mail Ballot	0		0		0
Total	205	25.66%	594	74.34%	799
0040424					
Poll Place	36	33.33%	72	66.67%	108
Vote by Mail	238	38.57%	379	61.43%	617
Mail Ballot	0		0		0
Total	274	37.79%	451	62.21%	725
0040428					
Poll Place	22	28.95%	54	71.05%	76
Vote by Mail	172	33.33%	344	66.67%	516
Mail Ballot	0		0		0
Total	194	32.77%	398	67.23%	592
0040429					
Poll Place	15	8.24%	167	91.76%	182
Vote by Mail	186	19.48%	769	80.52%	955
Mail Ballot	0		0		0
Total	201	17.68%	936	82.32%	1,137

Precinct	Registered Voters
0040430	
Poll Place	1,652
Vote by Mail	1,652
Mail Ballot	1,652
Total	1,652
0040432	
Poll Place	738
Vote by Mail	738
Mail Ballot	738
Total	738
0040433	
Poll Place	1,085
Vote by Mail	1,085
Mail Ballot	1,085
Total	1,085
0040435	
Poll Place	1,334
Vote by Mail	1,334
Mail Ballot	1,334
Total	1,334
0040436	
Poll Place	840
Vote by Mail	840
Mail Ballot	840
Total	840
0040440	
Poll Place	991
Vote by Mail	991
Mail Ballot	991
Total	991

Precinct	Yes		No		Total Votes
0040430					
Poll Place	17	13.28%	111	86.72%	128
Vote by Mail	253	23.11%	842	76.89%	1,095
Mail Ballot	0		0		0
Total	270	22.08%	953	77.92%	1,223
0040432					
Poll Place	11	10.38%	95	89.62%	106
Vote by Mail	82	15.77%	438	84.23%	520
Mail Ballot	0		0		0
Total	93	14.86%	533	85.14%	626
0040433					
Poll Place	19	13.29%	124	86.71%	143
Vote by Mail	172	24.40%	533	75.60%	705
Mail Ballot	0		0		0
Total	191	22.52%	657	77.48%	848
0040435					
Poll Place	19	17.43%	90	82.57%	109
Vote by Mail	184	18.06%	835	81.94%	1,019
Mail Ballot	0		0		0
Total	203	18.00%	925	82.00%	1,128
0040436					
Poll Place	10	7.69%	120	92.31%	130
Vote by Mail	74	13.70%	466	86.30%	540
Mail Ballot	0		0		0
Total	84	12.54%	586	87.46%	670
0040440					
Poll Place	20	18.87%	86	81.13%	106
Vote by Mail	173	25.33%	510	74.67%	683
Mail Ballot	0		0		0
Total	193	24.46%	596	75.54%	789

Precinct	Registered Voters
0040441	
Poll Place	1,404
Vote by Mail	1,404
Mail Ballot	1,404
Total	1,404
0040442	
Poll Place	901
Vote by Mail	901
Mail Ballot	901
Total	901
0040443	
Poll Place	703
Vote by Mail	703
Mail Ballot	703
Total	703
0040444	
Poll Place	702
Vote by Mail	702
Mail Ballot	702
Total	702
0040447	
Poll Place	1,022
Vote by Mail	1,022
Mail Ballot	1,022
Total	1,022
0040454	
Poll Place	992
Vote by Mail	992
Mail Ballot	992
Total	992

Precinct	Yes		No		Total Votes
0040441					
Poll Place	7	11.11%	56	88.89%	63
Vote by Mail	147	12.25%	1,053	87.75%	1,200
Mail Ballot	0		0		0
Total	154	12.19%	1,109	87.81%	1,263
0040442					
Poll Place	24	33.33%	48	66.67%	72
Vote by Mail	175	27.39%	464	72.61%	639
Mail Ballot	0		0		0
Total	199	27.99%	512	72.01%	711
0040443					
Poll Place	12	19.35%	50	80.65%	62
Vote by Mail	107	22.91%	360	77.09%	467
Mail Ballot	0		0		0
Total	119	22.50%	410	77.50%	529
0040444					
Poll Place	15	28.30%	38	71.70%	53
Vote by Mail	155	36.30%	272	63.70%	427
Mail Ballot	0		0		0
Total	170	35.42%	310	64.58%	480
0040447					
Poll Place	13	22.81%	44	77.19%	57
Vote by Mail	177	24.86%	535	75.14%	712
Mail Ballot	0		0		0
Total	190	24.71%	579	75.29%	769
0040454					
Poll Place	17	18.89%	73	81.11%	90
Vote by Mail	234	35.78%	420	64.22%	654
Mail Ballot	0		0		0
Total	251	33.74%	493	66.26%	744

Precinct	Registered Voters
0040455	
Poll Place	2,039
Vote by Mail	2,039
Mail Ballot	2,039
Total	2,039
0040460	
Poll Place	960
Vote by Mail	960
Mail Ballot	960
Total	960
0040461	
Poll Place	1,495
Vote by Mail	1,495
Mail Ballot	1,495
Total	1,495
0040462	
Poll Place	1,455
Vote by Mail	1,455
Mail Ballot	1,455
Total	1,455
0040463	
Poll Place	971
Vote by Mail	971
Mail Ballot	971
Total	971
0040464	
Poll Place	1,231
Vote by Mail	1,231
Mail Ballot	1,231
Total	1,231

Precinct	Yes		No		Total Votes
0040455					
Poll Place	43	16.17%	223	83.83%	266
Vote by Mail	299	20.88%	1,133	79.12%	1,432
Mail Ballot	0		0		0
Total	342	20.14%	1,356	79.86%	1,698
0040460					
Poll Place	18	18.18%	81	81.82%	99
Vote by Mail	133	19.82%	538	80.18%	671
Mail Ballot	0		0		0
Total	151	19.61%	619	80.39%	770
0040461					
Poll Place	19	12.50%	133	87.50%	152
Vote by Mail	220	19.68%	898	80.32%	1,118
Mail Ballot	0		0		0
Total	239	18.82%	1,031	81.18%	1,270
0040462					
Poll Place	18	18.37%	80	81.63%	98
Vote by Mail	251	22.69%	855	77.31%	1,106
Mail Ballot	0		0		0
Total	269	22.34%	935	77.66%	1,204
0040463					
Poll Place	27	21.09%	101	78.91%	128
Vote by Mail	188	29.24%	455	70.76%	643
Mail Ballot	0		0		0
Total	215	27.89%	556	72.11%	771
0040464					
Poll Place	41	27.89%	106	72.11%	147
Vote by Mail	269	34.09%	520	65.91%	789
Mail Ballot	0		0		0
Total	310	33.12%	626	66.88%	936

Precinct	Registered Voters
0040466	
Poll Place	1,332
Vote by Mail	1,332
Mail Ballot	1,332
Total	1,332
0040469	
Poll Place	929
Vote by Mail	929
Mail Ballot	929
Total	929
0040470	
Poll Place	1,081
Vote by Mail	1,081
Mail Ballot	1,081
Total	1,081
0040471	
Poll Place	1,591
Vote by Mail	1,591
Mail Ballot	1,591
Total	1,591
0040475	
Poll Place	1,090
Vote by Mail	1,090
Mail Ballot	1,090
Total	1,090
0040480	
Poll Place	1,194
Vote by Mail	1,194
Mail Ballot	1,194
Total	1,194

Precinct	Yes		No		Total Votes
0040466					
Poll Place	25	16.23%	129	83.77%	154
Vote by Mail	178	19.58%	731	80.42%	909
Mail Ballot	0		0		0
Total	203	19.10%	860	80.90%	1,063
0040469					
Poll Place	32	20.65%	123	79.35%	155
Vote by Mail	175	34.11%	338	65.89%	513
Mail Ballot	0		0		0
Total	207	30.99%	461	69.01%	668
0040470					
Poll Place	19	17.27%	91	82.73%	110
Vote by Mail	213	31.32%	467	68.68%	680
Mail Ballot	0		0		0
Total	232	29.37%	558	70.63%	790
0040471					
Poll Place	39	22.54%	134	77.46%	173
Vote by Mail	336	34.43%	640	65.57%	976
Mail Ballot	0		0		0
Total	375	32.64%	774	67.36%	1,149
0040475					
Poll Place	15	14.85%	86	85.15%	101
Vote by Mail	190	26.28%	533	73.72%	723
Mail Ballot	0		0		0
Total	205	24.88%	619	75.12%	824
0040480					
Poll Place	14	14.43%	83	85.57%	97
Vote by Mail	165	18.92%	707	81.08%	872
Mail Ballot	0		0		0
Total	179	18.47%	790	81.53%	969

Precinct	Registered Voters
0040494	
Poll Place	979
Vote by Mail	979
Mail Ballot	979
Total	979
0040495	
Poll Place	1,789
Vote by Mail	1,789
Mail Ballot	1,789
Total	1,789
0040496	
Poll Place	1,396
Vote by Mail	1,396
Mail Ballot	1,396
Total	1,396
0040497	
Poll Place	885
Vote by Mail	885
Mail Ballot	885
Total	885
0041240	
Poll Place	368
Vote by Mail	368
Mail Ballot	368
Total	368
0041780	
Poll Place	1,346
Vote by Mail	1,346
Mail Ballot	1,346
Total	1,346

Precinct	Yes		No		Total Votes
0040494					
Poll Place	10	16.67%	50	83.33%	60
Vote by Mail	153	20.93%	578	79.07%	731
Mail Ballot	0		0		0
Total	163	20.61%	628	79.39%	791
0040495					
Poll Place	24	22.86%	81	77.14%	105
Vote by Mail	335	24.94%	1,008	75.06%	1,343
Mail Ballot	0		0		0
Total	359	24.79%	1,089	75.21%	1,448
0040496					
Poll Place	26	14.77%	150	85.23%	176
Vote by Mail	223	21.71%	804	78.29%	1,027
Mail Ballot	0		0		0
Total	249	20.70%	954	79.30%	1,203
0040497					
Poll Place	19	18.27%	85	81.73%	104
Vote by Mail	157	27.79%	408	72.21%	565
Mail Ballot	0		0		0
Total	176	26.31%	493	73.69%	669
0041240					
Poll Place	21	24.71%	64	75.29%	85
Vote by Mail	48	27.59%	126	72.41%	174
Mail Ballot	0		0		0
Total	69	26.64%	190	73.36%	259
0041780					
Poll Place	33	12.79%	225	87.21%	258
Vote by Mail	144	20.93%	544	79.07%	688
Mail Ballot	0		0		0
Total	177	18.71%	769	81.29%	946

Precinct	Registered Voters
0041820	
Poll Place	1,420
Vote by Mail	1,420
Mail Ballot	1,420
Total	1,420
0041910	
Poll Place	628
Vote by Mail	628
Mail Ballot	628
Total	628
0041913	
Poll Place	1,937
Vote by Mail	1,937
Mail Ballot	1,937
Total	1,937
0041915	
Poll Place	1,594
Vote by Mail	1,594
Mail Ballot	1,594
Total	1,594
0042218	
Poll Place	847
Vote by Mail	847
Mail Ballot	847
Total	847
0042261	
Poll Place	372
Vote by Mail	372
Mail Ballot	372
Total	372

Precinct	Yes		No		Total Votes
0041820					
Poll Place	47	20.89%	178	79.11%	225
Vote by Mail	259	29.91%	607	70.09%	866
Mail Ballot	0		0		0
Total	306	28.05%	785	71.95%	1,091
0041910					
Poll Place	8	11.76%	60	88.24%	68
Vote by Mail	32	7.31%	406	92.69%	438
Mail Ballot	0		0		0
Total	40	7.91%	466	92.09%	506
0041913					
Poll Place	17	8.90%	174	91.10%	191
Vote by Mail	220	14.99%	1,248	85.01%	1,468
Mail Ballot	0		0		0
Total	237	14.29%	1,422	85.71%	1,659
0041915					
Poll Place	11	6.83%	150	93.17%	161
Vote by Mail	112	9.45%	1,073	90.55%	1,185
Mail Ballot	0		0		0
Total	123	9.14%	1,223	90.86%	1,346
0042218					
Poll Place	21	13.38%	136	86.62%	157
Vote by Mail	103	23.04%	344	76.96%	447
Mail Ballot	0		0		0
Total	124	20.53%	480	79.47%	604
0042261					
Poll Place	26	48.15%	28	51.85%	54
Vote by Mail	75	37.31%	126	62.69%	201
Mail Ballot	0		0		0
Total	101	39.61%	154	60.39%	255

Precinct	Registered Voters
0042390	
Poll Place	485
Vote by Mail	485
Mail Ballot	485
Total	485
0042630	
Poll Place	647
Vote by Mail	647
Mail Ballot	647
Total	647
0042842	
Poll Place	1,330
Vote by Mail	1,330
Mail Ballot	1,330
Total	1,330
0042845	
Poll Place	1,159
Vote by Mail	1,159
Mail Ballot	1,159
Total	1,159
0043043	
Poll Place	1,329
Vote by Mail	1,329
Mail Ballot	1,329
Total	1,329
0043048	
Poll Place	1,084
Vote by Mail	1,084
Mail Ballot	1,084
Total	1,084

Precinct	Yes		No		Total Votes
0042390					
Poll Place	9	10.23%	79	89.77%	88
Vote by Mail	57	19.86%	230	80.14%	287
Mail Ballot	0		0		0
Total	66	17.60%	309	82.40%	375
0042630					
Poll Place	15	13.89%	93	86.11%	108
Vote by Mail	50	13.05%	333	86.95%	383
Mail Ballot	0		0		0
Total	65	13.24%	426	86.76%	491
0042842					
Poll Place	38	20.21%	150	79.79%	188
Vote by Mail	308	32.66%	635	67.34%	943
Mail Ballot	0		0		0
Total	346	30.59%	785	69.41%	1,131
0042845					
Poll Place	18	7.73%	215	92.27%	233
Vote by Mail	155	21.59%	563	78.41%	718
Mail Ballot	0		0		0
Total	173	18.19%	778	81.81%	951
0043043					
Poll Place	12	8.63%	127	91.37%	139
Vote by Mail	106	10.42%	911	89.58%	1,017
Mail Ballot	0		0		0
Total	118	10.21%	1,038	89.79%	1,156
0043048					
Poll Place	12	8.76%	125	91.24%	137
Vote by Mail	98	13.76%	614	86.24%	712
Mail Ballot	0		0		0
Total	110	12.96%	739	87.04%	849

Precinct	Registered Voters
0043050	
Poll Place	1,195
Vote by Mail	1,195
Mail Ballot	1,195
Total	1,195
0043051	
Poll Place	620
Vote by Mail	620
Mail Ballot	620
Total	620
0043052	
Poll Place	903
Vote by Mail	903
Mail Ballot	903
Total	903
0043053	
Poll Place	1,228
Vote by Mail	1,228
Mail Ballot	1,228
Total	1,228
0043055	
Poll Place	1,018
Vote by Mail	1,018
Mail Ballot	1,018
Total	1,018
0043059	
Poll Place	1,336
Vote by Mail	1,336
Mail Ballot	1,336
Total	1,336

Precinct	Yes		No		Total Votes
0043050					
Poll Place	14	9.33%	136	90.67%	150
Vote by Mail	123	14.89%	703	85.11%	826
Mail Ballot	0		0		0
Total	137	14.04%	839	85.96%	976
0043051					
Poll Place	3	7.50%	37	92.50%	40
Vote by Mail	51	10.16%	451	89.84%	502
Mail Ballot	0		0		0
Total	54	9.96%	488	90.04%	542
0043052					
Poll Place	13	12.26%	93	87.74%	106
Vote by Mail	78	11.82%	582	88.18%	660
Mail Ballot	0		0		0
Total	91	11.88%	675	88.12%	766
0043053					
Poll Place	15	9.55%	142	90.45%	157
Vote by Mail	118	13.42%	761	86.58%	879
Mail Ballot	0		0		0
Total	133	12.84%	903	87.16%	1,036
0043055					
Poll Place	2	2.67%	73	97.33%	75
Vote by Mail	80	10.01%	719	89.99%	799
Mail Ballot	0		0		0
Total	82	9.38%	792	90.62%	874
0043059					
Poll Place	15	11.11%	120	88.89%	135
Vote by Mail	113	11.13%	902	88.87%	1,015
Mail Ballot	0		0		0
Total	128	11.13%	1,022	88.87%	1,150

Precinct	Registered Voters
0043170	
Poll Place	1,402
Vote by Mail	1,402
Mail Ballot	1,402
Total	1,402
0043290	
Poll Place	488
Vote by Mail	488
Mail Ballot	488
Total	488
0043310	
Poll Place	724
Vote by Mail	724
Mail Ballot	724
Total	724
0043320	
Poll Place	1,647
Vote by Mail	1,647
Mail Ballot	1,647
Total	1,647
0043340	
Poll Place	1,002
Vote by Mail	1,002
Mail Ballot	1,002
Total	1,002
0043510	
Poll Place	877
Vote by Mail	877
Mail Ballot	877
Total	877

Precinct	Yes		No		Total Votes
0043170					
Poll Place	32	25.00%	96	75.00%	128
Vote by Mail	146	19.97%	585	80.03%	731
Mail Ballot	0		0		0
Total	178	20.72%	681	79.28%	859
0043290					
Poll Place	3	4.84%	59	95.16%	62
Vote by Mail	36	9.81%	331	90.19%	367
Mail Ballot	0		0		0
Total	39	9.09%	390	90.91%	429
0043310					
Poll Place	21	21.65%	76	78.35%	97
Vote by Mail	75	22.59%	257	77.41%	332
Mail Ballot	0		0		0
Total	96	22.38%	333	77.62%	429
0043320					
Poll Place	17	8.50%	183	91.50%	200
Vote by Mail	142	12.86%	962	87.14%	1,104
Mail Ballot	0		0		0
Total	159	12.19%	1,145	87.81%	1,304
0043340					
Poll Place	23	12.99%	154	87.01%	177
Vote by Mail	67	12.27%	479	87.73%	546
Mail Ballot	0		0		0
Total	90	12.45%	633	87.55%	723
0043510					
Poll Place	37	27.21%	99	72.79%	136
Vote by Mail	124	26.27%	348	73.73%	472
Mail Ballot	0		0		0
Total	161	26.48%	447	73.52%	608

Precinct	Registered Voters
0043520	
Poll Place	808
Vote by Mail	808
Mail Ballot	808
Total	808
0043540	
Poll Place	994
Vote by Mail	994
Mail Ballot	994
Total	994
0043567	
Poll Place	1,459
Vote by Mail	1,459
Mail Ballot	1,459
Total	1,459
0043568	
Poll Place	1,533
Vote by Mail	1,533
Mail Ballot	1,533
Total	1,533
0043570	
Poll Place	810
Vote by Mail	810
Mail Ballot	810
Total	810
0043572	
Poll Place	887
Vote by Mail	887
Mail Ballot	887
Total	887

Precinct	Yes		No		Total Votes
0043520					
Poll Place	15	19.74%	61	80.26%	76
Vote by Mail	118	31.64%	255	68.36%	373
Mail Ballot	0		0		0
Total	133	29.62%	316	70.38%	449
0043540					
Poll Place	18	28.13%	46	71.88%	64
Vote by Mail	134	20.24%	528	79.76%	662
Mail Ballot	0		0		0
Total	152	20.94%	574	79.06%	726
0043567					
Poll Place	38	29.92%	89	70.08%	127
Vote by Mail	258	32.87%	527	67.13%	785
Mail Ballot	0		0		0
Total	296	32.46%	616	67.54%	912
0043568					
Poll Place	41	34.75%	77	65.25%	118
Vote by Mail	315	39.77%	477	60.23%	792
Mail Ballot	0		0		0
Total	356	39.12%	554	60.88%	910
0043570					
Poll Place	18	24.32%	56	75.68%	74
Vote by Mail	130	28.82%	321	71.18%	451
Mail Ballot	0		0		0
Total	148	28.19%	377	71.81%	525
0043572					
Poll Place	24	27.27%	64	72.73%	88
Vote by Mail	143	32.65%	295	67.35%	438
Mail Ballot	0		0		0
Total	167	31.75%	359	68.25%	526

Precinct	Registered Voters
0044103	
Poll Place	1,095
Vote by Mail	1,095
Mail Ballot	1,095
Total	1,095
0044104	
Poll Place	1,669
Vote by Mail	1,669
Mail Ballot	1,669
Total	1,669
0044105	
Poll Place	1,097
Vote by Mail	1,097
Mail Ballot	1,097
Total	1,097
0044106	
Poll Place	1,303
Vote by Mail	1,303
Mail Ballot	1,303
Total	1,303
0044107	
Poll Place	1,405
Vote by Mail	1,405
Mail Ballot	1,405
Total	1,405
0044112	
Poll Place	1,010
Vote by Mail	1,010
Mail Ballot	1,010
Total	1,010

Precinct	Yes		No		Total Votes
0044103					
Poll Place	2	2.04%	96	97.96%	98
Vote by Mail	115	13.42%	742	86.58%	857
Mail Ballot	0		0		0
Total	117	12.25%	838	87.75%	955
0044104					
Poll Place	26	26.26%	73	73.74%	99
Vote by Mail	397	34.67%	748	65.33%	1,145
Mail Ballot	0		0		0
Total	423	34.00%	821	66.00%	1,244
0044105					
Poll Place	16	17.98%	73	82.02%	89
Vote by Mail	230	33.05%	466	66.95%	696
Mail Ballot	0		0		0
Total	246	31.34%	539	68.66%	785
0044106					
Poll Place	16	17.02%	78	82.98%	94
Vote by Mail	265	30.42%	606	69.58%	871
Mail Ballot	0		0		0
Total	281	29.12%	684	70.88%	965
0044107					
Poll Place	9	13.85%	56	86.15%	65
Vote by Mail	181	16.28%	931	83.72%	1,112
Mail Ballot	0		0		0
Total	190	16.14%	987	83.86%	1,177
0044112					
Poll Place	5	5.49%	86	94.51%	91
Vote by Mail	123	16.58%	619	83.42%	742
Mail Ballot	0		0		0
Total	128	15.37%	705	84.63%	833

Precinct	Registered Voters
0044113	
Poll Place	803
Vote by Mail	803
Mail Ballot	803
Total	803
0050020	
Poll Place	1,131
Vote by Mail	1,131
Mail Ballot	1,131
Total	1,131
0050180	
Poll Place	1,094
Vote by Mail	1,094
Mail Ballot	1,094
Total	1,094
0050190	
Poll Place	1,444
Vote by Mail	1,444
Mail Ballot	1,444
Total	1,444
0050200	
Poll Place	1,155
Vote by Mail	1,155
Mail Ballot	1,155
Total	1,155
0050211	
Poll Place	1,674
Vote by Mail	1,674
Mail Ballot	1,674
Total	1,674

Precinct	Yes		No		Total Votes
0044113					
Poll Place	15	17.05%	73	82.95%	88
Vote by Mail	124	22.79%	420	77.21%	544
Mail Ballot	0		0		0
Total	139	21.99%	493	78.01%	632
0050020					
Poll Place	32	27.12%	86	72.88%	118
Vote by Mail	125	27.00%	338	73.00%	463
Mail Ballot	0		0		0
Total	157	27.02%	424	72.98%	581
0050180					
Poll Place	29	32.95%	59	67.05%	88
Vote by Mail	202	35.75%	363	64.25%	565
Mail Ballot	0		0		0
Total	231	35.38%	422	64.62%	653
0050190					
Poll Place	51	39.84%	77	60.16%	128
Vote by Mail	264	39.58%	403	60.42%	667
Mail Ballot	0		0		0
Total	315	39.62%	480	60.38%	795
0050200					
Poll Place	33	32.67%	68	67.33%	101
Vote by Mail	248	47.24%	277	52.76%	525
Mail Ballot	0		0		0
Total	281	44.89%	345	55.11%	626
0050211					
Poll Place	65	40.63%	95	59.38%	160
Vote by Mail	371	41.73%	518	58.27%	889
Mail Ballot	0		0		0
Total	436	41.56%	613	58.44%	1,049

Precinct	Registered Voters
0050501	
Poll Place	487
Vote by Mail	487
Mail Ballot	487
Total	487
0050503	
Poll Place	614
Vote by Mail	614
Mail Ballot	614
Total	614
0050505	
Poll Place	691
Vote by Mail	691
Mail Ballot	691
Total	691
0050506	
Poll Place	952
Vote by Mail	952
Mail Ballot	952
Total	952
0050507	
Poll Place	1,131
Vote by Mail	1,131
Mail Ballot	1,131
Total	1,131
0050509	
Poll Place	1,560
Vote by Mail	1,560
Mail Ballot	1,560
Total	1,560

Precinct	Yes		No		Total Votes
0050501					
Poll Place	13	43.33%	17	56.67%	30
Vote by Mail	72	45.57%	86	54.43%	158
Mail Ballot	0		0		0
Total	85	45.21%	103	54.79%	188
0050503					
Poll Place	8	30.77%	18	69.23%	26
Vote by Mail	122	46.21%	142	53.79%	264
Mail Ballot	0		0		0
Total	130	44.83%	160	55.17%	290
0050505					
Poll Place	15	32.61%	31	67.39%	46
Vote by Mail	148	43.27%	194	56.73%	342
Mail Ballot	0		0		0
Total	163	42.01%	225	57.99%	388
0050506					
Poll Place	20	46.51%	23	53.49%	43
Vote by Mail	148	48.05%	160	51.95%	308
Mail Ballot	0		0		0
Total	168	47.86%	183	52.14%	351
0050507					
Poll Place	17	45.95%	20	54.05%	37
Vote by Mail	166	39.81%	251	60.19%	417
Mail Ballot	0		0		0
Total	183	40.31%	271	59.69%	454
0050509					
Poll Place	39	29.55%	93	70.45%	132
Vote by Mail	248	43.28%	325	56.72%	573
Mail Ballot	0		0		0
Total	287	40.71%	418	59.29%	705

Precinct	Registered Voters
0050511	
Poll Place	1,636
Vote by Mail	1,636
Mail Ballot	1,636
Total	1,636
0050514	
Poll Place	1,259
Vote by Mail	1,259
Mail Ballot	1,259
Total	1,259
0050517	
Poll Place	1,091
Vote by Mail	1,091
Mail Ballot	1,091
Total	1,091
0050518	
Poll Place	384
Vote by Mail	384
Mail Ballot	384
Total	384
0050519	
Poll Place	1,525
Vote by Mail	1,525
Mail Ballot	1,525
Total	1,525
0050523	
Poll Place	682
Vote by Mail	682
Mail Ballot	682
Total	682

Precinct	Yes		No		Total Votes
0050511					
Poll Place	23	39.66%	35	60.34%	58
Vote by Mail	241	43.82%	309	56.18%	550
Mail Ballot	0		0		0
Total	264	43.42%	344	56.58%	608
0050514					
Poll Place	37	41.11%	53	58.89%	90
Vote by Mail	254	43.20%	334	56.80%	588
Mail Ballot	0		0		0
Total	291	42.92%	387	57.08%	678
0050517					
Poll Place	31	23.31%	102	76.69%	133
Vote by Mail	254	35.08%	470	64.92%	724
Mail Ballot	0		0		0
Total	285	33.26%	572	66.74%	857
0050518					
Poll Place	11	45.83%	13	54.17%	24
Vote by Mail	62	28.05%	159	71.95%	221
Mail Ballot	0		0		0
Total	73	29.80%	172	70.20%	245
0050519					
Poll Place	23	15.33%	127	84.67%	150
Vote by Mail	292	27.39%	774	72.61%	1,066
Mail Ballot	0		0		0
Total	315	25.90%	901	74.10%	1,216
0050523					
Poll Place	11	35.48%	20	64.52%	31
Vote by Mail	183	43.26%	240	56.74%	423
Mail Ballot	0		0		0
Total	194	42.73%	260	57.27%	454

Precinct	Registered Voters
0050524	
Poll Place	1,571
Vote by Mail	1,571
Mail Ballot	1,571
Total	1,571
0050532	
Poll Place	1,302
Vote by Mail	1,302
Mail Ballot	1,302
Total	1,302
0050536	
Poll Place	489
Vote by Mail	489
Mail Ballot	489
Total	489
0050538	
Poll Place	702
Vote by Mail	702
Mail Ballot	702
Total	702
0050541	
Poll Place	1,081
Vote by Mail	1,081
Mail Ballot	1,081
Total	1,081
0050543	
Poll Place	352
Vote by Mail	352
Mail Ballot	352
Total	352

Precinct	Yes		No		Total Votes
0050524					
Poll Place	53	54.64%	44	45.36%	97
Vote by Mail	332	46.43%	383	53.57%	715
Mail Ballot	0		0		0
Total	385	47.41%	427	52.59%	812
0050532					
Poll Place	19	42.22%	26	57.78%	45
Vote by Mail	202	38.70%	320	61.30%	522
Mail Ballot	0		0		0
Total	221	38.98%	346	61.02%	567
0050536					
Poll Place	13	36.11%	23	63.89%	36
Vote by Mail	133	47.00%	150	53.00%	283
Mail Ballot	0		0		0
Total	146	45.77%	173	54.23%	319
0050538					
Poll Place	28	36.84%	48	63.16%	76
Vote by Mail	177	47.71%	194	52.29%	371
Mail Ballot	0		0		0
Total	205	45.86%	242	54.14%	447
0050541					
Poll Place	12	31.58%	26	68.42%	38
Vote by Mail	210	40.46%	309	59.54%	519
Mail Ballot	0		0		0
Total	222	39.86%	335	60.14%	557
0050543					
Poll Place	9	40.91%	13	59.09%	22
Vote by Mail	74	41.11%	106	58.89%	180
Mail Ballot	0		0		0
Total	83	41.09%	119	58.91%	202

Precinct	Registered Voters
0050545	
Poll Place	1,364
Vote by Mail	1,364
Mail Ballot	1,364
Total	1,364
0050548	
Poll Place	1,202
Vote by Mail	1,202
Mail Ballot	1,202
Total	1,202
0050552	
Poll Place	911
Vote by Mail	911
Mail Ballot	911
Total	911
0050560	
Poll Place	900
Vote by Mail	900
Mail Ballot	900
Total	900
0050576	
Poll Place	1,621
Vote by Mail	1,621
Mail Ballot	1,621
Total	1,621
0050590	
Poll Place	521
Vote by Mail	521
Mail Ballot	521
Total	521

Precinct	Yes		No		Total Votes
0050545					
Poll Place	34	37.78%	56	62.22%	90
Vote by Mail	317	41.99%	438	58.01%	755
Mail Ballot	0		0		0
Total	351	41.54%	494	58.46%	845
0050548					
Poll Place	30	36.59%	52	63.41%	82
Vote by Mail	207	37.64%	343	62.36%	550
Mail Ballot	0		0		0
Total	237	37.50%	395	62.50%	632
0050552					
Poll Place	24	33.80%	47	66.20%	71
Vote by Mail	212	46.90%	240	53.10%	452
Mail Ballot	0		0		0
Total	236	45.12%	287	54.88%	523
0050560					
Poll Place	24	47.06%	27	52.94%	51
Vote by Mail	149	43.44%	194	56.56%	343
Mail Ballot	0		0		0
Total	173	43.91%	221	56.09%	394
0050576					
Poll Place	31	31.96%	66	68.04%	97
Vote by Mail	348	38.03%	567	61.97%	915
Mail Ballot	0		0		0
Total	379	37.45%	633	62.55%	1,012
0050590					
Poll Place	11	31.43%	24	68.57%	35
Vote by Mail	91	44.17%	115	55.83%	206
Mail Ballot	0		0		0
Total	102	42.32%	139	57.68%	241

Precinct	Registered Voters
0050731	
Poll Place	1,136
Vote by Mail	1,136
Mail Ballot	1,136
Total	1,136
0050741	
Poll Place	1,124
Vote by Mail	1,124
Mail Ballot	1,124
Total	1,124
0050742	
Poll Place	1,083
Vote by Mail	1,083
Mail Ballot	1,083
Total	1,083
0050750	
Poll Place	785
Vote by Mail	785
Mail Ballot	785
Total	785
0050751	
Poll Place	422
Vote by Mail	422
Mail Ballot	422
Total	422
0050752	
Poll Place	1,382
Vote by Mail	1,382
Mail Ballot	1,382
Total	1,382

Precinct	Yes		No		Total Votes
0050731					
Poll Place	19	29.23%	46	70.77%	65
Vote by Mail	220	41.04%	316	58.96%	536
Mail Ballot	0		0		0
Total	239	39.77%	362	60.23%	601
0050741					
Poll Place	14	24.14%	44	75.86%	58
Vote by Mail	202	34.83%	378	65.17%	580
Mail Ballot	0		0		0
Total	216	33.86%	422	66.14%	638
0050742					
Poll Place	23	25.27%	68	74.73%	91
Vote by Mail	235	46.08%	275	53.92%	510
Mail Ballot	0		0		0
Total	258	42.93%	343	57.07%	601
0050750					
Poll Place	32	40.51%	47	59.49%	79
Vote by Mail	175	41.27%	249	58.73%	424
Mail Ballot	0		0		0
Total	207	41.15%	296	58.85%	503
0050751					
Poll Place	10	23.26%	33	76.74%	43
Vote by Mail	74	35.58%	134	64.42%	208
Mail Ballot	0		0		0
Total	84	33.47%	167	66.53%	251
0050752					
Poll Place	53	27.60%	139	72.40%	192
Vote by Mail	246	31.66%	531	68.34%	777
Mail Ballot	0		0		0
Total	299	30.86%	670	69.14%	969

Precinct	Registered Voters
0050765	
Poll Place	1,244
Vote by Mail	1,244
Mail Ballot	1,244
Total	1,244
0051180	
Poll Place	982
Vote by Mail	982
Mail Ballot	982
Total	982
0051227	
Poll Place	662
Vote by Mail	662
Mail Ballot	662
Total	662
0051228	
Poll Place	687
Vote by Mail	687
Mail Ballot	687
Total	687
0051310	
Poll Place	476
Vote by Mail	476
Mail Ballot	476
Total	476
0051313	
Poll Place	277
Vote by Mail	277
Mail Ballot	277
Total	277

Precinct	Yes		No		Total Votes
0050765					
Poll Place	36	37.89%	59	62.11%	95
Vote by Mail	281	37.57%	467	62.43%	748
Mail Ballot	0		0		0
Total	317	37.60%	526	62.40%	843
0051180					
Poll Place	28	35.90%	50	64.10%	78
Vote by Mail	131	35.89%	234	64.11%	365
Mail Ballot	0		0		0
Total	159	35.89%	284	64.11%	443
0051227					
Poll Place	16	19.05%	68	80.95%	84
Vote by Mail	93	22.04%	329	77.96%	422
Mail Ballot	0		0		0
Total	109	21.54%	397	78.46%	506
0051228					
Poll Place	11	15.49%	60	84.51%	71
Vote by Mail	87	23.51%	283	76.49%	370
Mail Ballot	0		0		0
Total	98	22.22%	343	77.78%	441
0051310					
Poll Place	13	30.23%	30	69.77%	43
Vote by Mail	59	32.60%	122	67.40%	181
Mail Ballot	0		0		0
Total	72	32.14%	152	67.86%	224
0051313					
Poll Place	5	33.33%	10	66.67%	15
Vote by Mail	46	46.94%	52	53.06%	98
Mail Ballot	0		0		0
Total	51	45.13%	62	54.87%	113

Precinct	Registered Voters
0051331	
Poll Place	1,171
Vote by Mail	1,171
Mail Ballot	1,171
Total	1,171
0051332	
Poll Place	1,189
Vote by Mail	1,189
Mail Ballot	1,189
Total	1,189
0051690	
Poll Place	748
Vote by Mail	748
Mail Ballot	748
Total	748
0051727	
Poll Place	592
Vote by Mail	592
Mail Ballot	592
Total	592
0051728	
Poll Place	559
Vote by Mail	559
Mail Ballot	559
Total	559
0052033	
Poll Place	475
Vote by Mail	475
Mail Ballot	475
Total	475

Precinct	Yes		No		Total Votes
0051331					
Poll Place	28	27.18%	75	72.82%	103
Vote by Mail	213	33.44%	424	66.56%	637
Mail Ballot	0		0		0
Total	241	32.57%	499	67.43%	740
0051332					
Poll Place	15	21.74%	54	78.26%	69
Vote by Mail	233	35.04%	432	64.96%	665
Mail Ballot	0		0		0
Total	248	33.79%	486	66.21%	734
0051690					
Poll Place	15	34.88%	28	65.12%	43
Vote by Mail	120	44.94%	147	55.06%	267
Mail Ballot	0		0		0
Total	135	43.55%	175	56.45%	310
0051727					
Poll Place	22	26.83%	60	73.17%	82
Vote by Mail	72	21.43%	264	78.57%	336
Mail Ballot	0		0		0
Total	94	22.49%	324	77.51%	418
0051728					
Poll Place	20	28.99%	49	71.01%	69
Vote by Mail	104	34.32%	199	65.68%	303
Mail Ballot	0		0		0
Total	124	33.33%	248	66.67%	372
0052033					
Poll Place	12	40.00%	18	60.00%	30
Vote by Mail	53	38.13%	86	61.87%	139
Mail Ballot	0		0		0
Total	65	38.46%	104	61.54%	169

Precinct	Registered Voters
0052034	
Poll Place	797
Vote by Mail	797
Mail Ballot	797
Total	797
0052070	
Poll Place	978
Vote by Mail	978
Mail Ballot	978
Total	978
0052080	
Poll Place	1,001
Vote by Mail	1,001
Mail Ballot	1,001
Total	1,001
0052110	
Poll Place	895
Vote by Mail	895
Mail Ballot	895
Total	895
0052180	
Poll Place	753
Vote by Mail	753
Mail Ballot	753
Total	753
0052182	
Poll Place	641
Vote by Mail	641
Mail Ballot	641
Total	641

Precinct	Yes		No		Total Votes
0052034					
Poll Place	31	44.93%	38	55.07%	69
Vote by Mail	135	40.06%	202	59.94%	337
Mail Ballot	0		0		0
Total	166	40.89%	240	59.11%	406
0052070					
Poll Place	27	32.14%	57	67.86%	84
Vote by Mail	162	40.91%	234	59.09%	396
Mail Ballot	0		0		0
Total	189	39.38%	291	60.63%	480
0052080					
Poll Place	17	29.31%	41	70.69%	58
Vote by Mail	150	39.16%	233	60.84%	383
Mail Ballot	0		0		0
Total	167	37.87%	274	62.13%	441
0052110					
Poll Place	21	35.00%	39	65.00%	60
Vote by Mail	150	47.17%	168	52.83%	318
Mail Ballot	0		0		0
Total	171	45.24%	207	54.76%	378
0052180					
Poll Place	25	35.71%	45	64.29%	70
Vote by Mail	123	34.45%	234	65.55%	357
Mail Ballot	0		0		0
Total	148	34.66%	279	65.34%	427
0052182					
Poll Place	10	33.33%	20	66.67%	30
Vote by Mail	127	39.81%	192	60.19%	319
Mail Ballot	0		0		0
Total	137	39.26%	212	60.74%	349

Precinct	Registered Voters
0052183	
Poll Place	929
Vote by Mail	929
Mail Ballot	929
Total	929
0052184	
Poll Place	890
Vote by Mail	890
Mail Ballot	890
Total	890
0052185	
Poll Place	410
Vote by Mail	410
Mail Ballot	410
Total	410
0052400	
Poll Place	1,170
Vote by Mail	1,170
Mail Ballot	1,170
Total	1,170
0052490	
Poll Place	1,059
Vote by Mail	1,059
Mail Ballot	1,059
Total	1,059
7010010	
Poll Place	2
Vote by Mail	2
Mail Ballot	2
Total	2

Precinct	Yes		No		Total Votes
0052183					
Poll Place	30	34.88%	56	65.12%	86
Vote by Mail	158	39.01%	247	60.99%	405
Mail Ballot	0		0		0
Total	188	38.29%	303	61.71%	491
0052184					
Poll Place	28	41.79%	39	58.21%	67
Vote by Mail	178	41.30%	253	58.70%	431
Mail Ballot	0		0		0
Total	206	41.37%	292	58.63%	498
0052185					
Poll Place	17	30.36%	39	69.64%	56
Vote by Mail	67	40.12%	100	59.88%	167
Mail Ballot	0		0		0
Total	84	37.67%	139	62.33%	223
0052400					
Poll Place	12	26.67%	33	73.33%	45
Vote by Mail	161	34.11%	311	65.89%	472
Mail Ballot	0		0		0
Total	173	33.46%	344	66.54%	517
0052490					
Poll Place	31	41.89%	43	58.11%	74
Vote by Mail	209	43.91%	267	56.09%	476
Mail Ballot	0		0		0
Total	240	43.64%	310	56.36%	550
7010010					
Poll Place	0		0		0
Vote by Mail	0		0		0
Mail Ballot	0	0.00%	2	100.00%	2
Total	0	0.00%	2	100.00%	2

Precinct	Registered Voters
7010015	
Poll Place	3
Vote by Mail	3
Mail Ballot	3
Total	3
7010050	
Poll Place	13
Vote by Mail	13
Mail Ballot	13
Total	13
7010080	
Poll Place	250
Vote by Mail	250
Mail Ballot	250
Total	250
7010084	
Poll Place	119
Vote by Mail	119
Mail Ballot	119
Total	119
7010085	
Poll Place	367
Vote by Mail	367
Mail Ballot	367
Total	367
7010090	
Poll Place	205
Vote by Mail	205
Mail Ballot	205
Total	205

Precinct	Yes		No		Total Votes
7010015					
Poll Place	0		0		0
Vote by Mail	0		0		0
Mail Ballot	0	0.00%	2	100.00%	2
Total	0	0.00%	2	100.00%	2
7010050					
Poll Place	0		0		0
Vote by Mail	0		0		0
Mail Ballot	4	66.67%	2	33.33%	6
Total	4	66.67%	2	33.33%	6
7010080					
Poll Place	0		0		0
Vote by Mail	0		0		0
Mail Ballot	24	10.96%	195	89.04%	219
Total	24	10.96%	195	89.04%	219
7010084					
Poll Place	0		0		0
Vote by Mail	0		0		0
Mail Ballot	13	19.40%	54	80.60%	67
Total	13	19.40%	54	80.60%	67
7010085					
Poll Place	0		0		0
Vote by Mail	0		0		0
Mail Ballot	30	9.52%	285	90.48%	315
Total	30	9.52%	285	90.48%	315
7010090					
Poll Place	0		0		0
Vote by Mail	0		0		0
Mail Ballot	16	11.19%	127	88.81%	143
Total	16	11.19%	127	88.81%	143

Precinct	Registered Voters
7010225	
Poll Place	3
Vote by Mail	3
Mail Ballot	3
Total	3
7010226	
Poll Place	80
Vote by Mail	80
Mail Ballot	80
Total	80
7010229	
Poll Place	96
Vote by Mail	96
Mail Ballot	96
Total	96
7011135	
Poll Place	65
Vote by Mail	65
Mail Ballot	65
Total	65
7011153	
Poll Place	371
Vote by Mail	371
Mail Ballot	371
Total	371
7011171	
Poll Place	151
Vote by Mail	151
Mail Ballot	151
Total	151

Precinct	Yes		No		Total Votes
7010225					
Poll Place	0		0		0
Vote by Mail	0		0		0
Mail Ballot	1	33.33%	2	66.67%	3
Total	1	33.33%	2	66.67%	3
7010226					
Poll Place	0		0		0
Vote by Mail	0		0		0
Mail Ballot	9	14.06%	55	85.94%	64
Total	9	14.06%	55	85.94%	64
7010229					
Poll Place	0		0		0
Vote by Mail	0		0		0
Mail Ballot	22	36.67%	38	63.33%	60
Total	22	36.67%	38	63.33%	60
7011135					
Poll Place	0		0		0
Vote by Mail	0		0		0
Mail Ballot	12	27.91%	31	72.09%	43
Total	12	27.91%	31	72.09%	43
7011153					
Poll Place	0		0		0
Vote by Mail	0		0		0
Mail Ballot	63	26.81%	172	73.19%	235
Total	63	26.81%	172	73.19%	235
7011171					
Poll Place	0		0		0
Vote by Mail	0		0		0
Mail Ballot	21	22.83%	71	77.17%	92
Total	21	22.83%	71	77.17%	92

Precinct	Registered Voters
7011200	
Poll Place	0
Vote by Mail	0
Mail Ballot	0
Total	0
7011202	
Poll Place	244
Vote by Mail	244
Mail Ballot	244
Total	244
7011208	
Poll Place	11
Vote by Mail	11
Mail Ballot	11
Total	11
7011209	
Poll Place	191
Vote by Mail	191
Mail Ballot	191
Total	191
7011290	
Poll Place	224
Vote by Mail	224
Mail Ballot	224
Total	224
7011382	
Poll Place	14
Vote by Mail	14
Mail Ballot	14
Total	14

Precinct	Yes		No		Total Votes
7011200					
Poll Place	0		0		0
Vote by Mail	0		0		0
Mail Ballot	0		0		0
Total	0		0		0
7011202					
Poll Place	0		0		0
Vote by Mail	0		0		0
Mail Ballot	26	15.12%	146	84.88%	172
Total	26	15.12%	146	84.88%	172
7011208					
Poll Place	0		0		0
Vote by Mail	0		0		0
Mail Ballot	0	0.00%	6	100.00%	6
Total	0	0.00%	6	100.00%	6
7011209					
Poll Place	0		0		0
Vote by Mail	0		0		0
Mail Ballot	31	34.44%	59	65.56%	90
Total	31	34.44%	59	65.56%	90
7011290					
Poll Place	0		0		0
Vote by Mail	0		0		0
Mail Ballot	29	17.58%	136	82.42%	165
Total	29	17.58%	136	82.42%	165
7011382					
Poll Place	0		0		0
Vote by Mail	0		0		0
Mail Ballot	0	0.00%	9	100.00%	9
Total	0	0.00%	9	100.00%	9

Precinct	Registered Voters
7011391	
Poll Place	26
Vote by Mail	26
Mail Ballot	26
Total	26
7011538	
Poll Place	176
Vote by Mail	176
Mail Ballot	176
Total	176
7011541	
Poll Place	1
Vote by Mail	1
Mail Ballot	1
Total	1
7011542	
Poll Place	5
Vote by Mail	5
Mail Ballot	5
Total	5
7011627	
Poll Place	0
Vote by Mail	0
Mail Ballot	0
Total	0
7011632	
Poll Place	92
Vote by Mail	92
Mail Ballot	92
Total	92

Precinct	Yes		No		Total Votes
7011391					
Poll Place	0		0		0
Vote by Mail	0		0		0
Mail Ballot	6	28.57%	15	71.43%	21
Total	6	28.57%	15	71.43%	21
7011538					
Poll Place	0		0		0
Vote by Mail	0		0		0
Mail Ballot	14	9.27%	137	90.73%	151
Total	14	9.27%	137	90.73%	151
7011541					
Poll Place	0		0		0
Vote by Mail	0		0		0
Mail Ballot	0	0.00%	1	100.00%	1
Total	0	0.00%	1	100.00%	1
7011542					
Poll Place	0		0		0
Vote by Mail	0		0		0
Mail Ballot	1	100.00%	0	0.00%	1
Total	1	100.00%	0	0.00%	1
7011627					
Poll Place	0		0		0
Vote by Mail	0		0		0
Mail Ballot	0		0		0
Total	0		0		0
7011632					
Poll Place	0		0		0
Vote by Mail	0		0		0
Mail Ballot	20	32.79%	41	67.21%	61
Total	20	32.79%	41	67.21%	61

Precinct	Registered Voters
7011683	
Poll Place	35
Vote by Mail	35
Mail Ballot	35
Total	35
7011703	
Poll Place	96
Vote by Mail	96
Mail Ballot	96
Total	96
7011719	
Poll Place	250
Vote by Mail	250
Mail Ballot	250
Total	250
7011759	
Poll Place	0
Vote by Mail	0
Mail Ballot	0
Total	0
7011760	
Poll Place	0
Vote by Mail	0
Mail Ballot	0
Total	0
7011773	
Poll Place	267
Vote by Mail	267
Mail Ballot	267
Total	267

Precinct	Yes		No		Total Votes
7011683					
Poll Place	0		0		0
Vote by Mail	0		0		0
Mail Ballot	2	7.69%	24	92.31%	26
Total	2	7.69%	24	92.31%	26
7011703					
Poll Place	0		0		0
Vote by Mail	0		0		0
Mail Ballot	1	1.18%	84	98.82%	85
Total	1	1.18%	84	98.82%	85
7011719					
Poll Place	0		0		0
Vote by Mail	0		0		0
Mail Ballot	38	19.90%	153	80.10%	191
Total	38	19.90%	153	80.10%	191
7011759					
Poll Place	0		0		0
Vote by Mail	0		0		0
Mail Ballot	0		0		0
Total	0		0		0
7011760					
Poll Place	0		0		0
Vote by Mail	0		0		0
Mail Ballot	0		0		0
Total	0		0		0
7011773					
Poll Place	0		0		0
Vote by Mail	0		0		0
Mail Ballot	17	7.20%	219	92.80%	236
Total	17	7.20%	219	92.80%	236

Precinct	Registered Voters
7011820	
Poll Place	90
Vote by Mail	90
Mail Ballot	90
Total	90
7011835	
Poll Place	0
Vote by Mail	0
Mail Ballot	0
Total	0
7011840	
Poll Place	21
Vote by Mail	21
Mail Ballot	21
Total	21
7011870	
Poll Place	11
Vote by Mail	11
Mail Ballot	11
Total	11
7011880	
Poll Place	0
Vote by Mail	0
Mail Ballot	0
Total	0
7011900	
Poll Place	133
Vote by Mail	133
Mail Ballot	133
Total	133

Precinct	Yes		No		Total Votes
7011820					
Poll Place	0		0		0
Vote by Mail	0		0		0
Mail Ballot	8	10.39%	69	89.61%	77
Total	8	10.39%	69	89.61%	77
7011835					
Poll Place	0		0		0
Vote by Mail	0		0		0
Mail Ballot	0		0		0
Total	0		0		0
7011840					
Poll Place	0		0		0
Vote by Mail	0		0		0
Mail Ballot	0	0.00%	17	100.00%	17
Total	0	0.00%	17	100.00%	17
7011870					
Poll Place	0		0		0
Vote by Mail	0		0		0
Mail Ballot	2	22.22%	7	77.78%	9
Total	2	22.22%	7	77.78%	9
7011880					
Poll Place	0		0		0
Vote by Mail	0		0		0
Mail Ballot	0		0		0
Total	0		0		0
7011900					
Poll Place	0		0		0
Vote by Mail	0		0		0
Mail Ballot	7	6.09%	108	93.91%	115
Total	7	6.09%	108	93.91%	115

Precinct	Registered Voters
7011915	
Poll Place	46
Vote by Mail	46
Mail Ballot	46
Total	46
7011922	
Poll Place	208
Vote by Mail	208
Mail Ballot	208
Total	208
7011983	
Poll Place	35
Vote by Mail	35
Mail Ballot	35
Total	35
7011999	
Poll Place	141
Vote by Mail	141
Mail Ballot	141
Total	141
7012010	
Poll Place	54
Vote by Mail	54
Mail Ballot	54
Total	54
7012013	
Poll Place	0
Vote by Mail	0
Mail Ballot	0
Total	0

Precinct	Yes		No		Total Votes
7011915					
Poll Place	0		0		0
Vote by Mail	0		0		0
Mail Ballot	6	17.65%	28	82.35%	34
Total	6	17.65%	28	82.35%	34
7011922					
Poll Place	0		0		0
Vote by Mail	0		0		0
Mail Ballot	15	9.62%	141	90.38%	156
Total	15	9.62%	141	90.38%	156
7011983					
Poll Place	0		0		0
Vote by Mail	0		0		0
Mail Ballot	3	10.71%	25	89.29%	28
Total	3	10.71%	25	89.29%	28
7011999					
Poll Place	0		0		0
Vote by Mail	0		0		0
Mail Ballot	4	3.20%	121	96.80%	125
Total	4	3.20%	121	96.80%	125
7012010					
Poll Place	0		0		0
Vote by Mail	0		0		0
Mail Ballot	6	13.04%	40	86.96%	46
Total	6	13.04%	40	86.96%	46
7012013					
Poll Place	0		0		0
Vote by Mail	0		0		0
Mail Ballot	0		0		0
Total	0		0		0

Precinct	Registered Voters
7012056	
Poll Place	45
Vote by Mail	45
Mail Ballot	45
Total	45
7012160	
Poll Place	261
Vote by Mail	261
Mail Ballot	261
Total	261
7012162	
Poll Place	0
Vote by Mail	0
Mail Ballot	0
Total	0
7012164	
Poll Place	129
Vote by Mail	129
Mail Ballot	129
Total	129
7012277	
Poll Place	243
Vote by Mail	243
Mail Ballot	243
Total	243
7012397	
Poll Place	85
Vote by Mail	85
Mail Ballot	85
Total	85

Precinct	Yes		No		Total Votes
7012056					
Poll Place	0		0		0
Vote by Mail	0		0		0
Mail Ballot	5	15.15%	28	84.85%	33
Total	5	15.15%	28	84.85%	33
7012160					
Poll Place	0		0		0
Vote by Mail	0		0		0
Mail Ballot	40	19.42%	166	80.58%	206
Total	40	19.42%	166	80.58%	206
7012162					
Poll Place	0		0		0
Vote by Mail	0		0		0
Mail Ballot	0		0		0
Total	0		0		0
7012164					
Poll Place	0		0		0
Vote by Mail	0		0		0
Mail Ballot	23	22.12%	81	77.88%	104
Total	23	22.12%	81	77.88%	104
7012277					
Poll Place	0		0		0
Vote by Mail	0		0		0
Mail Ballot	21	10.82%	173	89.18%	194
Total	21	10.82%	173	89.18%	194
7012397					
Poll Place	0		0		0
Vote by Mail	0		0		0
Mail Ballot	9	20.45%	35	79.55%	44
Total	9	20.45%	35	79.55%	44

Precinct	Registered Voters
7012413	
Poll Place	274
Vote by Mail	274
Mail Ballot	274
Total	274
7012712	
Poll Place	50
Vote by Mail	50
Mail Ballot	50
Total	50
7012757	
Poll Place	114
Vote by Mail	114
Mail Ballot	114
Total	114
7012856	
Poll Place	125
Vote by Mail	125
Mail Ballot	125
Total	125
7012912	
Poll Place	20
Vote by Mail	20
Mail Ballot	20
Total	20
7012937	
Poll Place	101
Vote by Mail	101
Mail Ballot	101
Total	101

Precinct	Yes		No		Total Votes
7012413					
Poll Place	0		0		0
Vote by Mail	0		0		0
Mail Ballot	55	37.16%	93	62.84%	148
Total	55	37.16%	93	62.84%	148
7012712					
Poll Place	0		0		0
Vote by Mail	0		0		0
Mail Ballot	7	16.28%	36	83.72%	43
Total	7	16.28%	36	83.72%	43
7012757					
Poll Place	0		0		0
Vote by Mail	0		0		0
Mail Ballot	8	10.67%	67	89.33%	75
Total	8	10.67%	67	89.33%	75
7012856					
Poll Place	0		0		0
Vote by Mail	0		0		0
Mail Ballot	18	18.00%	82	82.00%	100
Total	18	18.00%	82	82.00%	100
7012912					
Poll Place	0		0		0
Vote by Mail	0		0		0
Mail Ballot	2	15.38%	11	84.62%	13
Total	2	15.38%	11	84.62%	13
7012937					
Poll Place	0		0		0
Vote by Mail	0		0		0
Mail Ballot	34	64.15%	19	35.85%	53
Total	34	64.15%	19	35.85%	53

Precinct	Registered Voters
7012992	
Poll Place	39
Vote by Mail	39
Mail Ballot	39
Total	39
7013047	
Poll Place	207
Vote by Mail	207
Mail Ballot	207
Total	207
7013068	
Poll Place	7
Vote by Mail	7
Mail Ballot	7
Total	7
7013095	
Poll Place	238
Vote by Mail	238
Mail Ballot	238
Total	238
7013102	
Poll Place	27
Vote by Mail	27
Mail Ballot	27
Total	27
7013104	
Poll Place	2
Vote by Mail	2
Mail Ballot	2
Total	2

Precinct	Yes		No		Total Votes
7012992					
Poll Place	0		0		0
Vote by Mail	0		0		0
Mail Ballot	7	21.21%	26	78.79%	33
Total	7	21.21%	26	78.79%	33
7013047					
Poll Place	0		0		0
Vote by Mail	0		0		0
Mail Ballot	11	6.92%	148	93.08%	159
Total	11	6.92%	148	93.08%	159
7013068					
Poll Place	0		0		0
Vote by Mail	0		0		0
Mail Ballot	0	0.00%	6	100.00%	6
Total	0	0.00%	6	100.00%	6
7013095					
Poll Place	0		0		0
Vote by Mail	0		0		0
Mail Ballot	28	23.73%	90	76.27%	118
Total	28	23.73%	90	76.27%	118
7013102					
Poll Place	0		0		0
Vote by Mail	0		0		0
Mail Ballot	0	0.00%	27	100.00%	27
Total	0	0.00%	27	100.00%	27
7013104					
Poll Place	0		0		0
Vote by Mail	0		0		0
Mail Ballot	0	0.00%	2	100.00%	2
Total	0	0.00%	2	100.00%	2

Precinct	Registered Voters
7013105	
Poll Place	36
Vote by Mail	36
Mail Ballot	36
Total	36
7013106	
Poll Place	223
Vote by Mail	223
Mail Ballot	223
Total	223
7013112	
Poll Place	13
Vote by Mail	13
Mail Ballot	13
Total	13
7013114	
Poll Place	1,016
Vote by Mail	1,016
Mail Ballot	1,016
Total	1,016
7013115	
Poll Place	6
Vote by Mail	6
Mail Ballot	6
Total	6
7013134	
Poll Place	0
Vote by Mail	0
Mail Ballot	0
Total	0

Precinct	Yes		No		Total Votes
7013105					
Poll Place	0		0		0
Vote by Mail	0		0		0
Mail Ballot	1	4.76%	20	95.24%	21
Total	1	4.76%	20	95.24%	21
7013106					
Poll Place	0		0		0
Vote by Mail	0		0		0
Mail Ballot	37	21.39%	136	78.61%	173
Total	37	21.39%	136	78.61%	173
7013112					
Poll Place	0		0		0
Vote by Mail	0		0		0
Mail Ballot	2	25.00%	6	75.00%	8
Total	2	25.00%	6	75.00%	8
7013114					
Poll Place	0		0		0
Vote by Mail	0		0		0
Mail Ballot	222	27.27%	592	72.73%	814
Total	222	27.27%	592	72.73%	814
7013115					
Poll Place	0		0		0
Vote by Mail	0		0		0
Mail Ballot	1	25.00%	3	75.00%	4
Total	1	25.00%	3	75.00%	4
7013134					
Poll Place	0		0		0
Vote by Mail	0		0		0
Mail Ballot	0		0		0
Total	0		0		0

Precinct	Registered Voters
7013182	
Poll Place	66
Vote by Mail	66
Mail Ballot	66
Total	66
7013369	
Poll Place	163
Vote by Mail	163
Mail Ballot	163
Total	163
7013507	
Poll Place	0
Vote by Mail	0
Mail Ballot	0
Total	0
7013569	
Poll Place	0
Vote by Mail	0
Mail Ballot	0
Total	0
7015125	
Poll Place	9
Vote by Mail	9
Mail Ballot	9
Total	9
7015128	
Poll Place	341
Vote by Mail	341
Mail Ballot	341
Total	341

Precinct	Yes		No		Total Votes
7013182					
Poll Place	0		0		0
Vote by Mail	0		0		0
Mail Ballot	7	12.73%	48	87.27%	55
Total	7	12.73%	48	87.27%	55
7013369					
Poll Place	0		0		0
Vote by Mail	0		0		0
Mail Ballot	29	26.36%	81	73.64%	110
Total	29	26.36%	81	73.64%	110
7013507					
Poll Place	0		0		0
Vote by Mail	0		0		0
Mail Ballot	0		0		0
Total	0		0		0
7013569					
Poll Place	0		0		0
Vote by Mail	0		0		0
Mail Ballot	0		0		0
Total	0		0		0
7015125					
Poll Place	0		0		0
Vote by Mail	0		0		0
Mail Ballot	0	0.00%	7	100.00%	7
Total	0	0.00%	7	100.00%	7
7015128					
Poll Place	0		0		0
Vote by Mail	0		0		0
Mail Ballot	63	21.88%	225	78.13%	288
Total	63	21.88%	225	78.13%	288

Precinct	Registered Voters
7015131	
Poll Place	176
Vote by Mail	176
Mail Ballot	176
Total	176
7015134	
Poll Place	0
Vote by Mail	0
Mail Ballot	0
Total	0
7020012	
Poll Place	212
Vote by Mail	212
Mail Ballot	212
Total	212
7020014	
Poll Place	97
Vote by Mail	97
Mail Ballot	97
Total	97
7020034	
Poll Place	46
Vote by Mail	46
Mail Ballot	46
Total	46
7020036	
Poll Place	274
Vote by Mail	274
Mail Ballot	274
Total	274

Precinct	Yes		No		Total Votes
7015131					
Poll Place	0		0		0
Vote by Mail	0		0		0
Mail Ballot	27	22.88%	91	77.12%	118
Total	27	22.88%	91	77.12%	118
7015134					
Poll Place	0		0		0
Vote by Mail	0		0		0
Mail Ballot	0		0		0
Total	0		0		0
7020012					
Poll Place	0		0		0
Vote by Mail	0		0		0
Mail Ballot	20	11.30%	157	88.70%	177
Total	20	11.30%	157	88.70%	177
7020014					
Poll Place	0		0		0
Vote by Mail	0		0		0
Mail Ballot	11	13.58%	70	86.42%	81
Total	11	13.58%	70	86.42%	81
7020034					
Poll Place	0		0		0
Vote by Mail	0		0		0
Mail Ballot	11	35.48%	20	64.52%	31
Total	11	35.48%	20	64.52%	31
7020036					
Poll Place	0		0		0
Vote by Mail	0		0		0
Mail Ballot	68	45.33%	82	54.67%	150
Total	68	45.33%	82	54.67%	150

Precinct	Registered Voters
7020110	
Poll Place	248
Vote by Mail	248
Mail Ballot	248
Total	248
7020143	
Poll Place	1
Vote by Mail	1
Mail Ballot	1
Total	1
7020175	
Poll Place	59
Vote by Mail	59
Mail Ballot	59
Total	59
7020176	
Poll Place	0
Vote by Mail	0
Mail Ballot	0
Total	0
7020250	
Poll Place	287
Vote by Mail	287
Mail Ballot	287
Total	287
7020264	
Poll Place	1
Vote by Mail	1
Mail Ballot	1
Total	1

Precinct	Yes		No		Total Votes
7020110					
Poll Place	0		0		0
Vote by Mail	0		0		0
Mail Ballot	22	10.48%	188	89.52%	210
Total	22	10.48%	188	89.52%	210
7020143					
Poll Place	0		0		0
Vote by Mail	0		0		0
Mail Ballot	0		0		0
Total	0		0		0
7020175					
Poll Place	0		0		0
Vote by Mail	0		0		0
Mail Ballot	7	14.89%	40	85.11%	47
Total	7	14.89%	40	85.11%	47
7020176					
Poll Place	0		0		0
Vote by Mail	0		0		0
Mail Ballot	0		0		0
Total	0		0		0
7020250					
Poll Place	0		0		0
Vote by Mail	0		0		0
Mail Ballot	36	18.00%	164	82.00%	200
Total	36	18.00%	164	82.00%	200
7020264					
Poll Place	0		0		0
Vote by Mail	0		0		0
Mail Ballot	0	0.00%	1	100.00%	1
Total	0	0.00%	1	100.00%	1

Precinct	Registered Voters
7020266	
Poll Place	320
Vote by Mail	320
Mail Ballot	320
Total	320
7020267	
Poll Place	9
Vote by Mail	9
Mail Ballot	9
Total	9
7020281	
Poll Place	22
Vote by Mail	22
Mail Ballot	22
Total	22
7021136	
Poll Place	0
Vote by Mail	0
Mail Ballot	0
Total	0
7021138	
Poll Place	38
Vote by Mail	38
Mail Ballot	38
Total	38
7021139	
Poll Place	111
Vote by Mail	111
Mail Ballot	111
Total	111

Precinct	Yes		No		Total Votes
7020266					
Poll Place	0		0		0
Vote by Mail	0		0		0
Mail Ballot	67	37.22%	113	62.78%	180
Total	67	37.22%	113	62.78%	180
7020267					
Poll Place	0		0		0
Vote by Mail	0		0		0
Mail Ballot	1	14.29%	6	85.71%	7
Total	1	14.29%	6	85.71%	7
7020281					
Poll Place	0		0		0
Vote by Mail	0		0		0
Mail Ballot	5	29.41%	12	70.59%	17
Total	5	29.41%	12	70.59%	17
7021136					
Poll Place	0		0		0
Vote by Mail	0		0		0
Mail Ballot	0		0		0
Total	0		0		0
7021138					
Poll Place	0		0		0
Vote by Mail	0		0		0
Mail Ballot	6	37.50%	10	62.50%	16
Total	6	37.50%	10	62.50%	16
7021139					
Poll Place	0		0		0
Vote by Mail	0		0		0
Mail Ballot	8	8.08%	91	91.92%	99
Total	8	8.08%	91	91.92%	99

Precinct	Registered Voters
7021222	
Poll Place	16
Vote by Mail	16
Mail Ballot	16
Total	16
7021230	
Poll Place	0
Vote by Mail	0
Mail Ballot	0
Total	0
7021231	
Poll Place	16
Vote by Mail	16
Mail Ballot	16
Total	16
7021235	
Poll Place	147
Vote by Mail	147
Mail Ballot	147
Total	147
7021257	
Poll Place	42
Vote by Mail	42
Mail Ballot	42
Total	42
7021261	
Poll Place	64
Vote by Mail	64
Mail Ballot	64
Total	64

Precinct	Yes		No		Total Votes
7021222					
Poll Place	0		0		0
Vote by Mail	0		0		0
Mail Ballot	2	20.00%	8	80.00%	10
Total	2	20.00%	8	80.00%	10
7021230					
Poll Place	0		0		0
Vote by Mail	0		0		0
Mail Ballot	0		0		0
Total	0		0		0
7021231					
Poll Place	0		0		0
Vote by Mail	0		0		0
Mail Ballot	1	6.67%	14	93.33%	15
Total	1	6.67%	14	93.33%	15
7021235					
Poll Place	0		0		0
Vote by Mail	0		0		0
Mail Ballot	21	20.59%	81	79.41%	102
Total	21	20.59%	81	79.41%	102
7021257					
Poll Place	0		0		0
Vote by Mail	0		0		0
Mail Ballot	3	13.04%	20	86.96%	23
Total	3	13.04%	20	86.96%	23
7021261					
Poll Place	0		0		0
Vote by Mail	0		0		0
Mail Ballot	17	36.17%	30	63.83%	47
Total	17	36.17%	30	63.83%	47

Precinct	Registered Voters
7021276	
Poll Place	0
Vote by Mail	0
Mail Ballot	0
Total	0
7021279	
Poll Place	50
Vote by Mail	50
Mail Ballot	50
Total	50
7021301	
Poll Place	136
Vote by Mail	136
Mail Ballot	136
Total	136
7021304	
Poll Place	114
Vote by Mail	114
Mail Ballot	114
Total	114
7021381	
Poll Place	0
Vote by Mail	0
Mail Ballot	0
Total	0
7021387	
Poll Place	127
Vote by Mail	127
Mail Ballot	127
Total	127

Precinct	Yes		No		Total Votes
7021276					
Poll Place	0		0		0
Vote by Mail	0		0		0
Mail Ballot	0		0		0
Total	0		0		0
7021279					
Poll Place	0		0		0
Vote by Mail	0		0		0
Mail Ballot	7	20.00%	28	80.00%	35
Total	7	20.00%	28	80.00%	35
7021301					
Poll Place	0		0		0
Vote by Mail	0		0		0
Mail Ballot	15	15.31%	83	84.69%	98
Total	15	15.31%	83	84.69%	98
7021304					
Poll Place	0		0		0
Vote by Mail	0		0		0
Mail Ballot	15	20.83%	57	79.17%	72
Total	15	20.83%	57	79.17%	72
7021381					
Poll Place	0		0		0
Vote by Mail	0		0		0
Mail Ballot	0		0		0
Total	0		0		0
7021387					
Poll Place	0		0		0
Vote by Mail	0		0		0
Mail Ballot	14	14.89%	80	85.11%	94
Total	14	14.89%	80	85.11%	94

Precinct	Registered Voters
7021477	
Poll Place	97
Vote by Mail	97
Mail Ballot	97
Total	97
7021493	
Poll Place	0
Vote by Mail	0
Mail Ballot	0
Total	0
7021494	
Poll Place	0
Vote by Mail	0
Mail Ballot	0
Total	0
7021501	
Poll Place	19
Vote by Mail	19
Mail Ballot	19
Total	19
7021514	
Poll Place	255
Vote by Mail	255
Mail Ballot	255
Total	255
7021527	
Poll Place	159
Vote by Mail	159
Mail Ballot	159
Total	159

Precinct	Yes		No		Total Votes
7021477					
Poll Place	0		0		0
Vote by Mail	0		0		0
Mail Ballot	5	6.67%	70	93.33%	75
Total	5	6.67%	70	93.33%	75
7021493					
Poll Place	0		0		0
Vote by Mail	0		0		0
Mail Ballot	0		0		0
Total	0		0		0
7021494					
Poll Place	0		0		0
Vote by Mail	0		0		0
Mail Ballot	0		0		0
Total	0		0		0
7021501					
Poll Place	0		0		0
Vote by Mail	0		0		0
Mail Ballot	5	33.33%	10	66.67%	15
Total	5	33.33%	10	66.67%	15
7021514					
Poll Place	0		0		0
Vote by Mail	0		0		0
Mail Ballot	18	8.96%	183	91.04%	201
Total	18	8.96%	183	91.04%	201
7021527					
Poll Place	0		0		0
Vote by Mail	0		0		0
Mail Ballot	20	20.00%	80	80.00%	100
Total	20	20.00%	80	80.00%	100

Precinct	Registered Voters
7021637	
Poll Place	8
Vote by Mail	8
Mail Ballot	8
Total	8
7021717	
Poll Place	8
Vote by Mail	8
Mail Ballot	8
Total	8
7021752	
Poll Place	65
Vote by Mail	65
Mail Ballot	65
Total	65
7021879	
Poll Place	0
Vote by Mail	0
Mail Ballot	0
Total	0
7021905	
Poll Place	2
Vote by Mail	2
Mail Ballot	2
Total	2
7021923	
Poll Place	123
Vote by Mail	123
Mail Ballot	123
Total	123

Precinct	Yes		No		Total Votes
7021637					
Poll Place	0		0		0
Vote by Mail	0		0		0
Mail Ballot	2	25.00%	6	75.00%	8
Total	2	25.00%	6	75.00%	8
7021717					
Poll Place	0		0		0
Vote by Mail	0		0		0
Mail Ballot	2	28.57%	5	71.43%	7
Total	2	28.57%	5	71.43%	7
7021752					
Poll Place	0		0		0
Vote by Mail	0		0		0
Mail Ballot	7	24.14%	22	75.86%	29
Total	7	24.14%	22	75.86%	29
7021879					
Poll Place	0		0		0
Vote by Mail	0		0		0
Mail Ballot	0		0		0
Total	0		0		0
7021905					
Poll Place	0		0		0
Vote by Mail	0		0		0
Mail Ballot	0	0.00%	1	100.00%	1
Total	0	0.00%	1	100.00%	1
7021923					
Poll Place	0		0		0
Vote by Mail	0		0		0
Mail Ballot	18	19.15%	76	80.85%	94
Total	18	19.15%	76	80.85%	94

Precinct	Registered Voters
7021924	
Poll Place	227
Vote by Mail	227
Mail Ballot	227
Total	227
7021925	
Poll Place	177
Vote by Mail	177
Mail Ballot	177
Total	177
7021927	
Poll Place	0
Vote by Mail	0
Mail Ballot	0
Total	0
7022001	
Poll Place	47
Vote by Mail	47
Mail Ballot	47
Total	47
7022205	
Poll Place	254
Vote by Mail	254
Mail Ballot	254
Total	254
7022007	
Poll Place	121
Vote by Mail	121
Mail Ballot	121
Total	121

Precinct	Yes		No		Total Votes
7021924					
Poll Place	0		0		0
Vote by Mail	0		0		0
Mail Ballot	24	13.56%	153	86.44%	177
Total	24	13.56%	153	86.44%	177
7021925					
Poll Place	0		0		0
Vote by Mail	0		0		0
Mail Ballot	28	20.00%	112	80.00%	140
Total	28	20.00%	112	80.00%	140
7021927					
Poll Place	0		0		0
Vote by Mail	0		0		0
Mail Ballot	0		0		0
Total	0		0		0
7022001					
Poll Place	0		0		0
Vote by Mail	0		0		0
Mail Ballot	12	63.16%	7	36.84%	19
Total	12	63.16%	7	36.84%	19
7022205					
Poll Place	0		0		0
Vote by Mail	0		0		0
Mail Ballot	45	20.93%	170	79.07%	215
Total	45	20.93%	170	79.07%	215
7022007					
Poll Place	0		0		0
Vote by Mail	0		0		0
Mail Ballot	27	35.53%	49	64.47%	76
Total	27	35.53%	49	64.47%	76

Precinct	Registered Voters
7022013	
Poll Place	119
Vote by Mail	119
Mail Ballot	119
Total	119
7022014	
Poll Place	355
Vote by Mail	355
Mail Ballot	355
Total	355
7022015	
Poll Place	500
Vote by Mail	500
Mail Ballot	500
Total	500
7022019	
Poll Place	273
Vote by Mail	273
Mail Ballot	273
Total	273
7022022	
Poll Place	9
Vote by Mail	9
Mail Ballot	9
Total	9
7022025	
Poll Place	0
Vote by Mail	0
Mail Ballot	0
Total	0

Precinct	Yes		No		Total Votes
7022013					
Poll Place	0		0		0
Vote by Mail	0		0		0
Mail Ballot	30	46.88%	34	53.13%	64
Total	30	46.88%	34	53.13%	64
7022014					
Poll Place	0		0		0
Vote by Mail	0		0		0
Mail Ballot	72	25.35%	212	74.65%	284
Total	72	25.35%	212	74.65%	284
7022015					
Poll Place	0		0		0
Vote by Mail	0		0		0
Mail Ballot	96	25.95%	274	74.05%	370
Total	96	25.95%	274	74.05%	370
7022019					
Poll Place	0		0		0
Vote by Mail	0		0		0
Mail Ballot	64	43.24%	84	56.76%	148
Total	64	43.24%	84	56.76%	148
7022022					
Poll Place	0		0		0
Vote by Mail	0		0		0
Mail Ballot	1	14.29%	6	85.71%	7
Total	1	14.29%	6	85.71%	7
7022025					
Poll Place	0		0		0
Vote by Mail	0		0		0
Mail Ballot	0		0		0
Total	0		0		0

Precinct	Registered Voters
7022028	
Poll Place	160
Vote by Mail	160
Mail Ballot	160
Total	160
7022029	
Poll Place	193
Vote by Mail	193
Mail Ballot	193
Total	193
7022217	
Poll Place	0
Vote by Mail	0
Mail Ballot	0
Total	0
7022227	
Poll Place	0
Vote by Mail	0
Mail Ballot	0
Total	0
7022234	
Poll Place	22
Vote by Mail	22
Mail Ballot	22
Total	22
7022283	
Poll Place	172
Vote by Mail	172
Mail Ballot	172
Total	172

Precinct	Yes		No		Total Votes
7022028					
Poll Place	0		0		0
Vote by Mail	0		0		0
Mail Ballot	29	28.71%	72	71.29%	101
Total	29	28.71%	72	71.29%	101
7022029					
Poll Place	0		0		0
Vote by Mail	0		0		0
Mail Ballot	42	33.87%	82	66.13%	124
Total	42	33.87%	82	66.13%	124
7022217					
Poll Place	0		0		0
Vote by Mail	0		0		0
Mail Ballot	0		0		0
Total	0		0		0
7022227					
Poll Place	0		0		0
Vote by Mail	0		0		0
Mail Ballot	0		0		0
Total	0		0		0
7022234					
Poll Place	0		0		0
Vote by Mail	0		0		0
Mail Ballot	1	6.25%	15	93.75%	16
Total	1	6.25%	15	93.75%	16
7022283					
Poll Place	0		0		0
Vote by Mail	0		0		0
Mail Ballot	17	16.83%	84	83.17%	101
Total	17	16.83%	84	83.17%	101

Precinct	Registered Voters
7022421	
Poll Place	43
Vote by Mail	43
Mail Ballot	43
Total	43
7022454	
Poll Place	247
Vote by Mail	247
Mail Ballot	247
Total	247
7022456	
Poll Place	2
Vote by Mail	2
Mail Ballot	2
Total	2
7022473	
Poll Place	1
Vote by Mail	1
Mail Ballot	1
Total	1
7022600	
Poll Place	15
Vote by Mail	15
Mail Ballot	15
Total	15
7022658	
Poll Place	8
Vote by Mail	8
Mail Ballot	8
Total	8

Precinct	Yes		No		Total Votes
7022421					
Poll Place	0		0		0
Vote by Mail	0		0		0
Mail Ballot	6	28.57%	15	71.43%	21
Total	6	28.57%	15	71.43%	21
7022454					
Poll Place	0		0		0
Vote by Mail	0		0		0
Mail Ballot	45	29.61%	107	70.39%	152
Total	45	29.61%	107	70.39%	152
7022456					
Poll Place	0		0		0
Vote by Mail	0		0		0
Mail Ballot	2	100.00%	0	0.00%	2
Total	2	100.00%	0	0.00%	2
7022473					
Poll Place	0		0		0
Vote by Mail	0		0		0
Mail Ballot	0	0.00%	1	100.00%	1
Total	0	0.00%	1	100.00%	1
7022600					
Poll Place	0		0		0
Vote by Mail	0		0		0
Mail Ballot	2	15.38%	11	84.62%	13
Total	2	15.38%	11	84.62%	13
7022658					
Poll Place	0		0		0
Vote by Mail	0		0		0
Mail Ballot	0	0.00%	6	100.00%	6
Total	0	0.00%	6	100.00%	6

Precinct	Registered Voters
7022768	
Poll Place	0
Vote by Mail	0
Mail Ballot	0
Total	0
7022791	
Poll Place	100
Vote by Mail	100
Mail Ballot	100
Total	100
7022793	
Poll Place	96
Vote by Mail	96
Mail Ballot	96
Total	96
7022803	
Poll Place	42
Vote by Mail	42
Mail Ballot	42
Total	42
7022805	
Poll Place	158
Vote by Mail	158
Mail Ballot	158
Total	158
7023016	
Poll Place	0
Vote by Mail	0
Mail Ballot	0
Total	0

Precinct	Yes		No		Total Votes
7022768					
Poll Place	0		0		0
Vote by Mail	0		0		0
Mail Ballot	0		0		0
Total	0		0		0
7022791					
Poll Place	0		0		0
Vote by Mail	0		0		0
Mail Ballot	15	19.74%	61	80.26%	76
Total	15	19.74%	61	80.26%	76
7022793					
Poll Place	0		0		0
Vote by Mail	0		0		0
Mail Ballot	10	13.89%	62	86.11%	72
Total	10	13.89%	62	86.11%	72
7022803					
Poll Place	0		0		0
Vote by Mail	0		0		0
Mail Ballot	7	63.64%	4	36.36%	11
Total	7	63.64%	4	36.36%	11
7022805					
Poll Place	0		0		0
Vote by Mail	0		0		0
Mail Ballot	16	14.16%	97	85.84%	113
Total	16	14.16%	97	85.84%	113
7023016					
Poll Place	0		0		0
Vote by Mail	0		0		0
Mail Ballot	0		0		0
Total	0		0		0

Precinct	Registered Voters
7023018	
Poll Place	0
Vote by Mail	0
Mail Ballot	0
Total	0
7023019	
Poll Place	0
Vote by Mail	0
Mail Ballot	0
Total	0
7023024	
Poll Place	138
Vote by Mail	138
Mail Ballot	138
Total	138
7023037	
Poll Place	40
Vote by Mail	40
Mail Ballot	40
Total	40
7023082	
Poll Place	194
Vote by Mail	194
Mail Ballot	194
Total	194
7023084	
Poll Place	0
Vote by Mail	0
Mail Ballot	0
Total	0

Precinct	Yes		No		Total Votes
7023018					
Poll Place	0		0		0
Vote by Mail	0		0		0
Mail Ballot	0		0		0
Total	0		0		0
7023019					
Poll Place	0		0		0
Vote by Mail	0		0		0
Mail Ballot	0		0		0
Total	0		0		0
7023024					
Poll Place	0		0		0
Vote by Mail	0		0		0
Mail Ballot	13	14.13%	79	85.87%	92
Total	13	14.13%	79	85.87%	92
7023037					
Poll Place	0		0		0
Vote by Mail	0		0		0
Mail Ballot	5	22.73%	17	77.27%	22
Total	5	22.73%	17	77.27%	22
7023082					
Poll Place	0		0		0
Vote by Mail	0		0		0
Mail Ballot	30	23.62%	97	76.38%	127
Total	30	23.62%	97	76.38%	127
7023084					
Poll Place	0		0		0
Vote by Mail	0		0		0
Mail Ballot	0		0		0
Total	0		0		0

Precinct	Registered Voters
7023148	
Poll Place	12
Vote by Mail	12
Mail Ballot	12
Total	12
7023198	
Poll Place	15
Vote by Mail	15
Mail Ballot	15
Total	15
7023201	
Poll Place	4
Vote by Mail	4
Mail Ballot	4
Total	4
7023221	
Poll Place	0
Vote by Mail	0
Mail Ballot	0
Total	0
7023303	
Poll Place	0
Vote by Mail	0
Mail Ballot	0
Total	0
7023395	
Poll Place	0
Vote by Mail	0
Mail Ballot	0
Total	0

Precinct	Yes		No		Total Votes
7023148					
Poll Place	0		0		0
Vote by Mail	0		0		0
Mail Ballot	0	0.00%	12	100.00%	12
Total	0	0.00%	12	100.00%	12
7023198					
Poll Place	0		0		0
Vote by Mail	0		0		0
Mail Ballot	5	45.45%	6	54.55%	11
Total	5	45.45%	6	54.55%	11
7023201					
Poll Place	0		0		0
Vote by Mail	0		0		0
Mail Ballot	0	0.00%	2	100.00%	2
Total	0	0.00%	2	100.00%	2
7023221					
Poll Place	0		0		0
Vote by Mail	0		0		0
Mail Ballot	0		0		0
Total	0		0		0
7023303					
Poll Place	0		0		0
Vote by Mail	0		0		0
Mail Ballot	0		0		0
Total	0		0		0
7023395					
Poll Place	0		0		0
Vote by Mail	0		0		0
Mail Ballot	0		0		0
Total	0		0		0

Precinct	Registered Voters
7023469	
Poll Place	1
Vote by Mail	1
Mail Ballot	1
Total	1
7023470	
Poll Place	333
Vote by Mail	333
Mail Ballot	333
Total	333
7023476	
Poll Place	256
Vote by Mail	256
Mail Ballot	256
Total	256
7023500	
Poll Place	206
Vote by Mail	206
Mail Ballot	206
Total	206
7023505	
Poll Place	2
Vote by Mail	2
Mail Ballot	2
Total	2
7023590	
Poll Place	0
Vote by Mail	0
Mail Ballot	0
Total	0

Precinct	Yes		No		Total Votes
7023469					
Poll Place	0		0		0
Vote by Mail	0		0		0
Mail Ballot	0		0		0
Total	0		0		0
7023470					
Poll Place	0		0		0
Vote by Mail	0		0		0
Mail Ballot	51	32.48%	106	67.52%	157
Total	51	32.48%	106	67.52%	157
7023476					
Poll Place	0		0		0
Vote by Mail	0		0		0
Mail Ballot	30	13.16%	198	86.84%	228
Total	30	13.16%	198	86.84%	228
7023500					
Poll Place	0		0		0
Vote by Mail	0		0		0
Mail Ballot	12	6.86%	163	93.14%	175
Total	12	6.86%	163	93.14%	175
7023505					
Poll Place	0		0		0
Vote by Mail	0		0		0
Mail Ballot	0	0.00%	1	100.00%	1
Total	0	0.00%	1	100.00%	1
7023590					
Poll Place	0		0		0
Vote by Mail	0		0		0
Mail Ballot	0		0		0
Total	0		0		0

Precinct	Registered Voters
7023604	
Poll Place	0
Vote by Mail	0
Mail Ballot	0
Total	0
7023606	
Poll Place	0
Vote by Mail	0
Mail Ballot	0
Total	0
7023610	
Poll Place	233
Vote by Mail	233
Mail Ballot	233
Total	233
7023766	
Poll Place	1
Vote by Mail	1
Mail Ballot	1
Total	1
7025274	
Poll Place	0
Vote by Mail	0
Mail Ballot	0
Total	0
7025275	
Poll Place	0
Vote by Mail	0
Mail Ballot	0
Total	0

Precinct	Yes		No		Total Votes
7023604					
Poll Place	0		0		0
Vote by Mail	0		0		0
Mail Ballot	0		0		0
Total	0		0		0
7023606					
Poll Place	0		0		0
Vote by Mail	0		0		0
Mail Ballot	0		0		0
Total	0		0		0
7023610					
Poll Place	0		0		0
Vote by Mail	0		0		0
Mail Ballot	20	12.20%	144	87.80%	164
Total	20	12.20%	144	87.80%	164
7023766					
Poll Place	0		0		0
Vote by Mail	0		0		0
Mail Ballot	0	0.00%	1	100.00%	1
Total	0	0.00%	1	100.00%	1
7025274					
Poll Place	0		0		0
Vote by Mail	0		0		0
Mail Ballot	0		0		0
Total	0		0		0
7025275					
Poll Place	0		0		0
Vote by Mail	0		0		0
Mail Ballot	0		0		0
Total	0		0		0

Precinct	Registered Voters
7025276	
Poll Place	0
Vote by Mail	0
Mail Ballot	0
Total	0
7025277	
Poll Place	0
Vote by Mail	0
Mail Ballot	0
Total	0
7025278	
Poll Place	0
Vote by Mail	0
Mail Ballot	0
Total	0
7025280	
Poll Place	174
Vote by Mail	174
Mail Ballot	174
Total	174
7030083	
Poll Place	262
Vote by Mail	262
Mail Ballot	262
Total	262
7030303	
Poll Place	294
Vote by Mail	294
Mail Ballot	294
Total	294

Precinct	Yes		No		Total Votes
7025276					
Poll Place	0		0		0
Vote by Mail	0		0		0
Mail Ballot	0		0		0
Total	0		0		0
7025277					
Poll Place	0		0		0
Vote by Mail	0		0		0
Mail Ballot	0		0		0
Total	0		0		0
7025278					
Poll Place	0		0		0
Vote by Mail	0		0		0
Mail Ballot	0		0		0
Total	0		0		0
7025280					
Poll Place	0		0		0
Vote by Mail	0		0		0
Mail Ballot	46	33.82%	90	66.18%	136
Total	46	33.82%	90	66.18%	136
7030083					
Poll Place	0		0		0
Vote by Mail	0		0		0
Mail Ballot	27	14.59%	158	85.41%	185
Total	27	14.59%	158	85.41%	185
7030303					
Poll Place	0		0		0
Vote by Mail	0		0		0
Mail Ballot	43	18.30%	192	81.70%	235
Total	43	18.30%	192	81.70%	235

Precinct	Registered Voters
7030324	
Poll Place	173
Vote by Mail	173
Mail Ballot	173
Total	173
7030327	
Poll Place	44
Vote by Mail	44
Mail Ballot	44
Total	44
7030329	
Poll Place	0
Vote by Mail	0
Mail Ballot	0
Total	0
7030330	
Poll Place	140
Vote by Mail	140
Mail Ballot	140
Total	140
7030331	
Poll Place	95
Vote by Mail	95
Mail Ballot	95
Total	95
7030336	
Poll Place	0
Vote by Mail	0
Mail Ballot	0
Total	0

Precinct	Yes		No		Total Votes
7030324					
Poll Place	0		0		0
Vote by Mail	0		0		0
Mail Ballot	36	41.86%	50	58.14%	86
Total	36	41.86%	50	58.14%	86
7030327					
Poll Place	0		0		0
Vote by Mail	0		0		0
Mail Ballot	3	7.69%	36	92.31%	39
Total	3	7.69%	36	92.31%	39
7030329					
Poll Place	0		0		0
Vote by Mail	0		0		0
Mail Ballot	0		0		0
Total	0		0		0
7030330					
Poll Place	0		0		0
Vote by Mail	0		0		0
Mail Ballot	12	13.19%	79	86.81%	91
Total	12	13.19%	79	86.81%	91
7030331					
Poll Place	0		0		0
Vote by Mail	0		0		0
Mail Ballot	28	49.12%	29	50.88%	57
Total	28	49.12%	29	50.88%	57
7030336					
Poll Place	0		0		0
Vote by Mail	0		0		0
Mail Ballot	0		0		0
Total	0		0		0

Precinct	Registered Voters
7030343	
Poll Place	91
Vote by Mail	91
Mail Ballot	91
Total	91
7030344	
Poll Place	335
Vote by Mail	335
Mail Ballot	335
Total	335
7030357	
Poll Place	0
Vote by Mail	0
Mail Ballot	0
Total	0
7030371	
Poll Place	282
Vote by Mail	282
Mail Ballot	282
Total	282
7030372	
Poll Place	206
Vote by Mail	206
Mail Ballot	206
Total	206
7030395	
Poll Place	1
Vote by Mail	1
Mail Ballot	1
Total	1

Precinct	Yes		No		Total Votes
7030343					
Poll Place	0		0		0
Vote by Mail	0		0		0
Mail Ballot	19	43.18%	25	56.82%	44
Total	19	43.18%	25	56.82%	44
7030344					
Poll Place	0		0		0
Vote by Mail	0		0		0
Mail Ballot	64	36.16%	113	63.84%	177
Total	64	36.16%	113	63.84%	177
7030357					
Poll Place	0		0		0
Vote by Mail	0		0		0
Mail Ballot	0		0		0
Total	0		0		0
7030371					
Poll Place	0		0		0
Vote by Mail	0		0		0
Mail Ballot	54	32.53%	112	67.47%	166
Total	54	32.53%	112	67.47%	166
7030372					
Poll Place	0		0		0
Vote by Mail	0		0		0
Mail Ballot	20	11.17%	159	88.83%	179
Total	20	11.17%	159	88.83%	179
7030395					
Poll Place	0		0		0
Vote by Mail	0		0		0
Mail Ballot	0	0.00%	1	100.00%	1
Total	0	0.00%	1	100.00%	1

Precinct	Registered Voters
7031178	
Poll Place	0
Vote by Mail	0
Mail Ballot	0
Total	0
7031211	
Poll Place	46
Vote by Mail	46
Mail Ballot	46
Total	46
7031212	
Poll Place	253
Vote by Mail	253
Mail Ballot	253
Total	253
7031217	
Poll Place	89
Vote by Mail	89
Mail Ballot	89
Total	89
7031665	
Poll Place	247
Vote by Mail	247
Mail Ballot	247
Total	247
7031740	
Poll Place	127
Vote by Mail	127
Mail Ballot	127
Total	127

Precinct	Yes		No		Total Votes
7031178					
Poll Place	0		0		0
Vote by Mail	0		0		0
Mail Ballot	0		0		0
Total	0		0		0
7031211					
Poll Place	0		0		0
Vote by Mail	0		0		0
Mail Ballot	5	18.52%	22	81.48%	27
Total	5	18.52%	22	81.48%	27
7031212					
Poll Place	0		0		0
Vote by Mail	0		0		0
Mail Ballot	51	38.64%	81	61.36%	132
Total	51	38.64%	81	61.36%	132
7031217					
Poll Place	0		0		0
Vote by Mail	0		0		0
Mail Ballot	9	15.00%	51	85.00%	60
Total	9	15.00%	51	85.00%	60
7031665					
Poll Place	0		0		0
Vote by Mail	0		0		0
Mail Ballot	22	14.01%	135	85.99%	157
Total	22	14.01%	135	85.99%	157
7031740					
Poll Place	0		0		0
Vote by Mail	0		0		0
Mail Ballot	11	14.29%	66	85.71%	77
Total	11	14.29%	66	85.71%	77

Precinct	Registered Voters
7032213	
Poll Place	15
Vote by Mail	15
Mail Ballot	15
Total	15
7032239	
Poll Place	0
Vote by Mail	0
Mail Ballot	0
Total	0
7032253	
Poll Place	50
Vote by Mail	50
Mail Ballot	50
Total	50
7032381	
Poll Place	52
Vote by Mail	52
Mail Ballot	52
Total	52
7032386	
Poll Place	4
Vote by Mail	4
Mail Ballot	4
Total	4
7032387	
Poll Place	149
Vote by Mail	149
Mail Ballot	149
Total	149

Precinct	Yes		No		Total Votes
7032213					
Poll Place	0		0		0
Vote by Mail	0		0		0
Mail Ballot	0	0.00%	11	100.00%	11
Total	0	0.00%	11	100.00%	11
7032239					
Poll Place	0		0		0
Vote by Mail	0		0		0
Mail Ballot	0		0		0
Total	0		0		0
7032253					
Poll Place	0		0		0
Vote by Mail	0		0		0
Mail Ballot	9	33.33%	18	66.67%	27
Total	9	33.33%	18	66.67%	27
7032381					
Poll Place	0		0		0
Vote by Mail	0		0		0
Mail Ballot	5	15.63%	27	84.38%	32
Total	5	15.63%	27	84.38%	32
7032386					
Poll Place	0		0		0
Vote by Mail	0		0		0
Mail Ballot	0	0.00%	2	100.00%	2
Total	0	0.00%	2	100.00%	2
7032387					
Poll Place	0		0		0
Vote by Mail	0		0		0
Mail Ballot	32	37.65%	53	62.35%	85
Total	32	37.65%	53	62.35%	85

Precinct	Registered Voters
7032493	
Poll Place	0
Vote by Mail	0
Mail Ballot	0
Total	0
7032752	
Poll Place	80
Vote by Mail	80
Mail Ballot	80
Total	80
7033210	
Poll Place	306
Vote by Mail	306
Mail Ballot	306
Total	306
7033223	
Poll Place	198
Vote by Mail	198
Mail Ballot	198
Total	198
7033226	
Poll Place	225
Vote by Mail	225
Mail Ballot	225
Total	225
7033491	
Poll Place	256
Vote by Mail	256
Mail Ballot	256
Total	256

Precinct	Yes		No		Total Votes
7032493					
Poll Place	0		0		0
Vote by Mail	0		0		0
Mail Ballot	0		0		0
Total	0		0		0
7032752					
Poll Place	0		0		0
Vote by Mail	0		0		0
Mail Ballot	10	16.13%	52	83.87%	62
Total	10	16.13%	52	83.87%	62
7033210					
Poll Place	0		0		0
Vote by Mail	0		0		0
Mail Ballot	41	18.72%	178	81.28%	219
Total	41	18.72%	178	81.28%	219
7033223					
Poll Place	0		0		0
Vote by Mail	0		0		0
Mail Ballot	44	40.00%	66	60.00%	110
Total	44	40.00%	66	60.00%	110
7033226					
Poll Place	0		0		0
Vote by Mail	0		0		0
Mail Ballot	39	27.66%	102	72.34%	141
Total	39	27.66%	102	72.34%	141
7033491					
Poll Place	0		0		0
Vote by Mail	0		0		0
Mail Ballot	44	41.90%	61	58.10%	105
Total	44	41.90%	61	58.10%	105

Precinct	Registered Voters
7033499	
Poll Place	121
Vote by Mail	121
Mail Ballot	121
Total	121
7035600	
Poll Place	101
Vote by Mail	101
Mail Ballot	101
Total	101
7035639	
Poll Place	67
Vote by Mail	67
Mail Ballot	67
Total	67
7035662	
Poll Place	485
Vote by Mail	485
Mail Ballot	485
Total	485
7035663	
Poll Place	19
Vote by Mail	19
Mail Ballot	19
Total	19
7035670	
Poll Place	0
Vote by Mail	0
Mail Ballot	0
Total	0

Precinct	Yes		No		Total Votes
7033499					
Poll Place	0		0		0
Vote by Mail	0		0		0
Mail Ballot	16	25.40%	47	74.60%	63
Total	16	25.40%	47	74.60%	63
7035600					
Poll Place	0		0		0
Vote by Mail	0		0		0
Mail Ballot	20	24.39%	62	75.61%	82
Total	20	24.39%	62	75.61%	82
7035639					
Poll Place	0		0		0
Vote by Mail	0		0		0
Mail Ballot	3	4.76%	60	95.24%	63
Total	3	4.76%	60	95.24%	63
7035662					
Poll Place	0		0		0
Vote by Mail	0		0		0
Mail Ballot	86	23.12%	286	76.88%	372
Total	86	23.12%	286	76.88%	372
7035663					
Poll Place	0		0		0
Vote by Mail	0		0		0
Mail Ballot	4	36.36%	7	63.64%	11
Total	4	36.36%	7	63.64%	11
7035670					
Poll Place	0		0		0
Vote by Mail	0		0		0
Mail Ballot	0		0		0
Total	0		0		0

Precinct	Registered Voters
7035676	
Poll Place	2
Vote by Mail	2
Mail Ballot	2
Total	2
7035683	
Poll Place	0
Vote by Mail	0
Mail Ballot	0
Total	0
7035685	
Poll Place	38
Vote by Mail	38
Mail Ballot	38
Total	38
7035687	
Poll Place	0
Vote by Mail	0
Mail Ballot	0
Total	0
7035692	
Poll Place	0
Vote by Mail	0
Mail Ballot	0
Total	0
7040140	
Poll Place	34
Vote by Mail	34
Mail Ballot	34
Total	34

Precinct	Yes		No		Total Votes
7035676					
Poll Place	0		0		0
Vote by Mail	0		0		0
Mail Ballot	2	100.00%	0	0.00%	2
Total	2	100.00%	0	0.00%	2
7035683					
Poll Place	0		0		0
Vote by Mail	0		0		0
Mail Ballot	0		0		0
Total	0		0		0
7035685					
Poll Place	0		0		0
Vote by Mail	0		0		0
Mail Ballot	7	63.64%	4	36.36%	11
Total	7	63.64%	4	36.36%	11
7035687					
Poll Place	0		0		0
Vote by Mail	0		0		0
Mail Ballot	0		0		0
Total	0		0		0
7035692					
Poll Place	0		0		0
Vote by Mail	0		0		0
Mail Ballot	0		0		0
Total	0		0		0
7040140					
Poll Place	0		0		0
Vote by Mail	0		0		0
Mail Ballot	5	22.73%	17	77.27%	22
Total	5	22.73%	17	77.27%	22

Precinct	Registered Voters
7040141	
Poll Place	0
Vote by Mail	0
Mail Ballot	0
Total	0
7040142	
Poll Place	51
Vote by Mail	51
Mail Ballot	51
Total	51
7040144	
Poll Place	56
Vote by Mail	56
Mail Ballot	56
Total	56
7040413	
Poll Place	210
Vote by Mail	210
Mail Ballot	210
Total	210
7040437	
Poll Place	2
Vote by Mail	2
Mail Ballot	2
Total	2
7040438	
Poll Place	0
Vote by Mail	0
Mail Ballot	0
Total	0

Precinct	Yes		No		Total Votes
7040141					
Poll Place	0		0		0
Vote by Mail	0		0		0
Mail Ballot	0		0		0
Total	0		0		0
7040142					
Poll Place	0		0		0
Vote by Mail	0		0		0
Mail Ballot	6	17.65%	28	82.35%	34
Total	6	17.65%	28	82.35%	34
7040144					
Poll Place	0		0		0
Vote by Mail	0		0		0
Mail Ballot	9	20.45%	35	79.55%	44
Total	9	20.45%	35	79.55%	44
7040413					
Poll Place	0		0		0
Vote by Mail	0		0		0
Mail Ballot	23	12.50%	161	87.50%	184
Total	23	12.50%	161	87.50%	184
7040437					
Poll Place	0		0		0
Vote by Mail	0		0		0
Mail Ballot	0	0.00%	2	100.00%	2
Total	0	0.00%	2	100.00%	2
7040438					
Poll Place	0		0		0
Vote by Mail	0		0		0
Mail Ballot	0		0		0
Total	0		0		0

Precinct	Registered Voters
7040439	
Poll Place	257
Vote by Mail	257
Mail Ballot	257
Total	257
7040472	
Poll Place	453
Vote by Mail	453
Mail Ballot	453
Total	453
7040478	
Poll Place	489
Vote by Mail	489
Mail Ballot	489
Total	489
7040492	
Poll Place	0
Vote by Mail	0
Mail Ballot	0
Total	0
7041139	
Poll Place	22
Vote by Mail	22
Mail Ballot	22
Total	22
7041143	
Poll Place	66
Vote by Mail	66
Mail Ballot	66
Total	66

Precinct	Yes		No		Total Votes
7040439					
Poll Place	0		0		0
Vote by Mail	0		0		0
Mail Ballot	49	22.37%	170	77.63%	219
Total	49	22.37%	170	77.63%	219
7040472					
Poll Place	0		0		0
Vote by Mail	0		0		0
Mail Ballot	85	26.15%	240	73.85%	325
Total	85	26.15%	240	73.85%	325
7040478					
Poll Place	0		0		0
Vote by Mail	0		0		0
Mail Ballot	96	22.12%	338	77.88%	434
Total	96	22.12%	338	77.88%	434
7040492					
Poll Place	0		0		0
Vote by Mail	0		0		0
Mail Ballot	0		0		0
Total	0		0		0
7041139					
Poll Place	0		0		0
Vote by Mail	0		0		0
Mail Ballot	0	0.00%	18	100.00%	18
Total	0	0.00%	18	100.00%	18
7041143					
Poll Place	0		0		0
Vote by Mail	0		0		0
Mail Ballot	4	8.51%	43	91.49%	47
Total	4	8.51%	43	91.49%	47

Precinct	Registered Voters
7041149	
Poll Place	99
Vote by Mail	99
Mail Ballot	99
Total	99
7041160	
Poll Place	4
Vote by Mail	4
Mail Ballot	4
Total	4
7041241	
Poll Place	173
Vote by Mail	173
Mail Ballot	173
Total	173
7041476	
Poll Place	21
Vote by Mail	21
Mail Ballot	21
Total	21
7041495	
Poll Place	216
Vote by Mail	216
Mail Ballot	216
Total	216
7041496	
Poll Place	12
Vote by Mail	12
Mail Ballot	12
Total	12

Precinct	Yes		No		Total Votes
7041149					
Poll Place	0		0		0
Vote by Mail	0		0		0
Mail Ballot	8	13.79%	50	86.21%	58
Total	8	13.79%	50	86.21%	58
7041160					
Poll Place	0		0		0
Vote by Mail	0		0		0
Mail Ballot	0	0.00%	4	100.00%	4
Total	0	0.00%	4	100.00%	4
7041241					
Poll Place	0		0		0
Vote by Mail	0		0		0
Mail Ballot	18	14.63%	105	85.37%	123
Total	18	14.63%	105	85.37%	123
7041476					
Poll Place	0		0		0
Vote by Mail	0		0		0
Mail Ballot	0	0.00%	16	100.00%	16
Total	0	0.00%	16	100.00%	16
7041495					
Poll Place	0		0		0
Vote by Mail	0		0		0
Mail Ballot	51	29.14%	124	70.86%	175
Total	51	29.14%	124	70.86%	175
7041496					
Poll Place	0		0		0
Vote by Mail	0		0		0
Mail Ballot	1	11.11%	8	88.89%	9
Total	1	11.11%	8	88.89%	9

Precinct	Registered Voters
7041505	
Poll Place	86
Vote by Mail	86
Mail Ballot	86
Total	86
7041507	
Poll Place	0
Vote by Mail	0
Mail Ballot	0
Total	0
7041623	
Poll Place	21
Vote by Mail	21
Mail Ballot	21
Total	21
7041665	
Poll Place	76
Vote by Mail	76
Mail Ballot	76
Total	76
7041769	
Poll Place	240
Vote by Mail	240
Mail Ballot	240
Total	240
7041778	
Poll Place	0
Vote by Mail	0
Mail Ballot	0
Total	0

Precinct	Yes		No		Total Votes
7041505					
Poll Place	0		0		0
Vote by Mail	0		0		0
Mail Ballot	8	10.67%	67	89.33%	75
Total	8	10.67%	67	89.33%	75
7041507					
Poll Place	0		0		0
Vote by Mail	0		0		0
Mail Ballot	0		0		0
Total	0		0		0
7041623					
Poll Place	0		0		0
Vote by Mail	0		0		0
Mail Ballot	3	20.00%	12	80.00%	15
Total	3	20.00%	12	80.00%	15
7041665					
Poll Place	0		0		0
Vote by Mail	0		0		0
Mail Ballot	12	19.05%	51	80.95%	63
Total	12	19.05%	51	80.95%	63
7041769					
Poll Place	0		0		0
Vote by Mail	0		0		0
Mail Ballot	26	15.38%	143	84.62%	169
Total	26	15.38%	143	84.62%	169
7041778					
Poll Place	0		0		0
Vote by Mail	0		0		0
Mail Ballot	0		0		0
Total	0		0		0

Precinct	Registered Voters
7041815	
Poll Place	0
Vote by Mail	0
Mail Ballot	0
Total	0
7041914	
Poll Place	236
Vote by Mail	236
Mail Ballot	236
Total	236
7041930	
Poll Place	50
Vote by Mail	50
Mail Ballot	50
Total	50
7042223	
Poll Place	5
Vote by Mail	5
Mail Ballot	5
Total	5
7042265	
Poll Place	35
Vote by Mail	35
Mail Ballot	35
Total	35
7042427	
Poll Place	44
Vote by Mail	44
Mail Ballot	44
Total	44

Precinct	Yes		No		Total Votes
7041815					
Poll Place	0		0		0
Vote by Mail	0		0		0
Mail Ballot	0		0		0
Total	0		0		0
7041914					
Poll Place	0		0		0
Vote by Mail	0		0		0
Mail Ballot	25	12.63%	173	87.37%	198
Total	25	12.63%	173	87.37%	198
7041930					
Poll Place	0		0		0
Vote by Mail	0		0		0
Mail Ballot	6	16.67%	30	83.33%	36
Total	6	16.67%	30	83.33%	36
7042223					
Poll Place	0		0		0
Vote by Mail	0		0		0
Mail Ballot	1	33.33%	2	66.67%	3
Total	1	33.33%	2	66.67%	3
7042265					
Poll Place	0		0		0
Vote by Mail	0		0		0
Mail Ballot	7	29.17%	17	70.83%	24
Total	7	29.17%	17	70.83%	24
7042427					
Poll Place	0		0		0
Vote by Mail	0		0		0
Mail Ballot	9	36.00%	16	64.00%	25
Total	9	36.00%	16	64.00%	25

Precinct	Registered Voters
7042441	
Poll Place	0
Vote by Mail	0
Mail Ballot	0
Total	0
7042517	
Poll Place	6
Vote by Mail	6
Mail Ballot	6
Total	6
7042521	
Poll Place	32
Vote by Mail	32
Mail Ballot	32
Total	32
7042783	
Poll Place	0
Vote by Mail	0
Mail Ballot	0
Total	0
7042784	
Poll Place	2
Vote by Mail	2
Mail Ballot	2
Total	2
7042785	
Poll Place	0
Vote by Mail	0
Mail Ballot	0
Total	0

Precinct	Yes		No		Total Votes
7042441					
Poll Place	0		0		0
Vote by Mail	0		0		0
Mail Ballot	0		0		0
Total	0		0		0
7042517					
Poll Place	0		0		0
Vote by Mail	0		0		0
Mail Ballot	0	0.00%	4	100.00%	4
Total	0	0.00%	4	100.00%	4
7042521					
Poll Place	0		0		0
Vote by Mail	0		0		0
Mail Ballot	2	9.52%	19	90.48%	21
Total	2	9.52%	19	90.48%	21
7042783					
Poll Place	0		0		0
Vote by Mail	0		0		0
Mail Ballot	0		0		0
Total	0		0		0
7042784					
Poll Place	0		0		0
Vote by Mail	0		0		0
Mail Ballot	0	0.00%	2	100.00%	2
Total	0	0.00%	2	100.00%	2
7042785					
Poll Place	0		0		0
Vote by Mail	0		0		0
Mail Ballot	0		0		0
Total	0		0		0

Precinct	Registered Voters
7042789	
Poll Place	0
Vote by Mail	0
Mail Ballot	0
Total	0
7042910	
Poll Place	0
Vote by Mail	0
Mail Ballot	0
Total	0
7043044	
Poll Place	4
Vote by Mail	4
Mail Ballot	4
Total	4
7043063	
Poll Place	0
Vote by Mail	0
Mail Ballot	0
Total	0
7043101	
Poll Place	0
Vote by Mail	0
Mail Ballot	0
Total	0
7043295	
Poll Place	615
Vote by Mail	615
Mail Ballot	615
Total	615

Precinct	Yes	No	Total Votes
7042789			
Poll Place	0	0	0
Vote by Mail	0	0	0
Mail Ballot	0	0	0
Total	0	0	0
7042910			
Poll Place	0	0	0
Vote by Mail	0	0	0
Mail Ballot	0	0	0
Total	0	0	0
7043044			
Poll Place	0	0	0
Vote by Mail	0	0	0
Mail Ballot	0 0.00%	2 100.00%	2
Total	0 0.00%	2 100.00%	2
7043063			
Poll Place	0	0	0
Vote by Mail	0	0	0
Mail Ballot	0	0	0
Total	0	0	0
7043101			
Poll Place	0	0	0
Vote by Mail	0	0	0
Mail Ballot	0	0	0
Total	0	0	0
7043295			
Poll Place	0	0	0
Vote by Mail	0	0	0
Mail Ballot	79 20.90%	299 79.10%	378
Total	79 20.90%	299 79.10%	378

Precinct	Registered Voters
7043458	
Poll Place	0
Vote by Mail	0
Mail Ballot	0
Total	0
7043561	
Poll Place	227
Vote by Mail	227
Mail Ballot	227
Total	227
7043576	
Poll Place	0
Vote by Mail	0
Mail Ballot	0
Total	0
7044116	
Poll Place	18
Vote by Mail	18
Mail Ballot	18
Total	18
7044120	
Poll Place	314
Vote by Mail	314
Mail Ballot	314
Total	314
7044123	
Poll Place	683
Vote by Mail	683
Mail Ballot	683
Total	683

Precinct	Yes		No		Total Votes
7043458					
Poll Place	0		0		0
Vote by Mail	0		0		0
Mail Ballot	0		0		0
Total	0		0		0
7043561					
Poll Place	0		0		0
Vote by Mail	0		0		0
Mail Ballot	28	21.71%	101	78.29%	129
Total	28	21.71%	101	78.29%	129
7043576					
Poll Place	0		0		0
Vote by Mail	0		0		0
Mail Ballot	0		0		0
Total	0		0		0
7044116					
Poll Place	0		0		0
Vote by Mail	0		0		0
Mail Ballot	3	18.75%	13	81.25%	16
Total	3	18.75%	13	81.25%	16
7044120					
Poll Place	0		0		0
Vote by Mail	0		0		0
Mail Ballot	51	18.75%	221	81.25%	272
Total	51	18.75%	221	81.25%	272
7044123					
Poll Place	0		0		0
Vote by Mail	0		0		0
Mail Ballot	155	28.28%	393	71.72%	548
Total	155	28.28%	393	71.72%	548

Precinct	Registered Voters
7044133	
Poll Place	0
Vote by Mail	0
Mail Ballot	0
Total	0
7050025	
Poll Place	64
Vote by Mail	64
Mail Ballot	64
Total	64
7050030	
Poll Place	191
Vote by Mail	191
Mail Ballot	191
Total	191
7050032	
Poll Place	8
Vote by Mail	8
Mail Ballot	8
Total	8
7050212	
Poll Place	0
Vote by Mail	0
Mail Ballot	0
Total	0
7050220	
Poll Place	182
Vote by Mail	182
Mail Ballot	182
Total	182

Precinct	Yes		No		Total Votes
7044133					
Poll Place	0		0		0
Vote by Mail	0		0		0
Mail Ballot	0		0		0
Total	0		0		0
7050025					
Poll Place	0		0		0
Vote by Mail	0		0		0
Mail Ballot	5	13.16%	33	86.84%	38
Total	5	13.16%	33	86.84%	38
7050030					
Poll Place	0		0		0
Vote by Mail	0		0		0
Mail Ballot	26	27.66%	68	72.34%	94
Total	26	27.66%	68	72.34%	94
7050032					
Poll Place	0		0		0
Vote by Mail	0		0		0
Mail Ballot	0	0.00%	1	100.00%	1
Total	0	0.00%	1	100.00%	1
7050212					
Poll Place	0		0		0
Vote by Mail	0		0		0
Mail Ballot	0		0		0
Total	0		0		0
7050220					
Poll Place	0		0		0
Vote by Mail	0		0		0
Mail Ballot	26	35.62%	47	64.38%	73
Total	26	35.62%	47	64.38%	73

Precinct	Registered Voters
7050221	
Poll Place	251
Vote by Mail	251
Mail Ballot	251
Total	251
7050504	
Poll Place	57
Vote by Mail	57
Mail Ballot	57
Total	57
7050526	
Poll Place	0
Vote by Mail	0
Mail Ballot	0
Total	0
7050529	
Poll Place	2
Vote by Mail	2
Mail Ballot	2
Total	2
7050537	
Poll Place	276
Vote by Mail	276
Mail Ballot	276
Total	276
7050540	
Poll Place	81
Vote by Mail	81
Mail Ballot	81
Total	81

Precinct	Yes		No		Total Votes
7050221					
Poll Place	0		0		0
Vote by Mail	0		0		0
Mail Ballot	41	44.57%	51	55.43%	92
Total	41	44.57%	51	55.43%	92
7050504					
Poll Place	0		0		0
Vote by Mail	0		0		0
Mail Ballot	8	44.44%	10	55.56%	18
Total	8	44.44%	10	55.56%	18
7050526					
Poll Place	0		0		0
Vote by Mail	0		0		0
Mail Ballot	0		0		0
Total	0		0		0
7050529					
Poll Place	0		0		0
Vote by Mail	0		0		0
Mail Ballot	0		0		0
Total	0		0		0
7050537					
Poll Place	0		0		0
Vote by Mail	0		0		0
Mail Ballot	87	54.04%	74	45.96%	161
Total	87	54.04%	74	45.96%	161
7050540					
Poll Place	0		0		0
Vote by Mail	0		0		0
Mail Ballot	8	24.24%	25	75.76%	33
Total	8	24.24%	25	75.76%	33

Precinct	Registered Voters
7050542	
Poll Place	420
Vote by Mail	420
Mail Ballot	420
Total	420
7050546	
Poll Place	0
Vote by Mail	0
Mail Ballot	0
Total	0
7050551	
Poll Place	403
Vote by Mail	403
Mail Ballot	403
Total	403
7050557	
Poll Place	75
Vote by Mail	75
Mail Ballot	75
Total	75
7050561	
Poll Place	227
Vote by Mail	227
Mail Ballot	227
Total	227
7050563	
Poll Place	0
Vote by Mail	0
Mail Ballot	0
Total	0

Precinct	Yes		No		Total Votes
7050542					
Poll Place	0		0		0
Vote by Mail	0		0		0
Mail Ballot	84	36.68%	145	63.32%	229
Total	84	36.68%	145	63.32%	229
7050546					
Poll Place	0		0		0
Vote by Mail	0		0		0
Mail Ballot	0		0		0
Total	0		0		0
7050551					
Poll Place	0		0		0
Vote by Mail	0		0		0
Mail Ballot	90	39.47%	138	60.53%	228
Total	90	39.47%	138	60.53%	228
7050557					
Poll Place	0		0		0
Vote by Mail	0		0		0
Mail Ballot	15	35.71%	27	64.29%	42
Total	15	35.71%	27	64.29%	42
7050561					
Poll Place	0		0		0
Vote by Mail	0		0		0
Mail Ballot	49	38.58%	78	61.42%	127
Total	49	38.58%	78	61.42%	127
7050563					
Poll Place	0		0		0
Vote by Mail	0		0		0
Mail Ballot	0		0		0
Total	0		0		0

Precinct	Registered Voters
7050564	
Poll Place	0
Vote by Mail	0
Mail Ballot	0
Total	0
7050566	
Poll Place	0
Vote by Mail	0
Mail Ballot	0
Total	0
7050573	
Poll Place	0
Vote by Mail	0
Mail Ballot	0
Total	0
7050579	
Poll Place	139
Vote by Mail	139
Mail Ballot	139
Total	139
7050581	
Poll Place	234
Vote by Mail	234
Mail Ballot	234
Total	234
7050582	
Poll Place	29
Vote by Mail	29
Mail Ballot	29
Total	29

Precinct	Yes		No		Total Votes
7050564					
Poll Place	0		0		0
Vote by Mail	0		0		0
Mail Ballot	0		0		0
Total	0		0		0
7050566					
Poll Place	0		0		0
Vote by Mail	0		0		0
Mail Ballot	0		0		0
Total	0		0		0
7050573					
Poll Place	0		0		0
Vote by Mail	0		0		0
Mail Ballot	0		0		0
Total	0		0		0
7050579					
Poll Place	0		0		0
Vote by Mail	0		0		0
Mail Ballot	30	38.96%	47	61.04%	77
Total	30	38.96%	47	61.04%	77
7050581					
Poll Place	0		0		0
Vote by Mail	0		0		0
Mail Ballot	56	51.38%	53	48.62%	109
Total	56	51.38%	53	48.62%	109
7050582					
Poll Place	0		0		0
Vote by Mail	0		0		0
Mail Ballot	8	57.14%	6	42.86%	14
Total	8	57.14%	6	42.86%	14

Precinct	Registered Voters
7050597	
Poll Place	3
Vote by Mail	3
Mail Ballot	3
Total	3
7050702	
Poll Place	236
Vote by Mail	236
Mail Ballot	236
Total	236
7050707	
Poll Place	249
Vote by Mail	249
Mail Ballot	249
Total	249
7050712	
Poll Place	0
Vote by Mail	0
Mail Ballot	0
Total	0
7050713	
Poll Place	355
Vote by Mail	355
Mail Ballot	355
Total	355
7050726	
Poll Place	298
Vote by Mail	298
Mail Ballot	298
Total	298

Precinct	Yes		No		Total Votes
7050597					
Poll Place	0		0		0
Vote by Mail	0		0		0
Mail Ballot	0	0.00%	2	100.00%	2
Total	0	0.00%	2	100.00%	2
7050702					
Poll Place	0		0		0
Vote by Mail	0		0		0
Mail Ballot	49	36.03%	87	63.97%	136
Total	49	36.03%	87	63.97%	136
7050707					
Poll Place	0		0		0
Vote by Mail	0		0		0
Mail Ballot	58	40.00%	87	60.00%	145
Total	58	40.00%	87	60.00%	145
7050712					
Poll Place	0		0		0
Vote by Mail	0		0		0
Mail Ballot	0		0		0
Total	0		0		0
7050713					
Poll Place	0		0		0
Vote by Mail	0		0		0
Mail Ballot	97	45.33%	117	54.67%	214
Total	97	45.33%	117	54.67%	214
7050726					
Poll Place	0		0		0
Vote by Mail	0		0		0
Mail Ballot	71	34.63%	134	65.37%	205
Total	71	34.63%	134	65.37%	205

Precinct	Registered Voters
7050730	
Poll Place	8
Vote by Mail	8
Mail Ballot	8
Total	8
7050732	
Poll Place	74
Vote by Mail	74
Mail Ballot	74
Total	74
7050734	
Poll Place	161
Vote by Mail	161
Mail Ballot	161
Total	161
7050748	
Poll Place	111
Vote by Mail	111
Mail Ballot	111
Total	111
7050749	
Poll Place	141
Vote by Mail	141
Mail Ballot	141
Total	141
7050758	
Poll Place	4
Vote by Mail	4
Mail Ballot	4
Total	4

Precinct	Yes		No		Total Votes
7050730					
Poll Place	0		0		0
Vote by Mail	0		0		0
Mail Ballot	1	50.00%	1	50.00%	2
Total	1	50.00%	1	50.00%	2
7050732					
Poll Place	0		0		0
Vote by Mail	0		0		0
Mail Ballot	8	18.18%	36	81.82%	44
Total	8	18.18%	36	81.82%	44
7050734					
Poll Place	0		0		0
Vote by Mail	0		0		0
Mail Ballot	33	39.76%	50	60.24%	83
Total	33	39.76%	50	60.24%	83
7050748					
Poll Place	0		0		0
Vote by Mail	0		0		0
Mail Ballot	16	38.10%	26	61.90%	42
Total	16	38.10%	26	61.90%	42
7050749					
Poll Place	0		0		0
Vote by Mail	0		0		0
Mail Ballot	29	37.66%	48	62.34%	77
Total	29	37.66%	48	62.34%	77
7050758					
Poll Place	0		0		0
Vote by Mail	0		0		0
Mail Ballot	2	50.00%	2	50.00%	4
Total	2	50.00%	2	50.00%	4

Precinct	Registered Voters
7050759	
Poll Place	20
Vote by Mail	20
Mail Ballot	20
Total	20
7050760	
Poll Place	0
Vote by Mail	0
Mail Ballot	0
Total	0
7050764	
Poll Place	0
Vote by Mail	0
Mail Ballot	0
Total	0
7050769	
Poll Place	0
Vote by Mail	0
Mail Ballot	0
Total	0
7051188	
Poll Place	18
Vote by Mail	18
Mail Ballot	18
Total	18
7051233	
Poll Place	284
Vote by Mail	284
Mail Ballot	284
Total	284

Precinct	Yes		No		Total Votes
7050759					
Poll Place	0		0		0
Vote by Mail	0		0		0
Mail Ballot	2	14.29%	12	85.71%	14
Total	2	14.29%	12	85.71%	14
7050760					
Poll Place	0		0		0
Vote by Mail	0		0		0
Mail Ballot	0		0		0
Total	0		0		0
7050764					
Poll Place	0		0		0
Vote by Mail	0		0		0
Mail Ballot	0		0		0
Total	0		0		0
7050769					
Poll Place	0		0		0
Vote by Mail	0		0		0
Mail Ballot	0		0		0
Total	0		0		0
7051188					
Poll Place	0		0		0
Vote by Mail	0		0		0
Mail Ballot	4	50.00%	4	50.00%	8
Total	4	50.00%	4	50.00%	8
7051233					
Poll Place	0		0		0
Vote by Mail	0		0		0
Mail Ballot	54	32.73%	111	67.27%	165
Total	54	32.73%	111	67.27%	165

Precinct	Registered Voters
7051293	
Poll Place	177
Vote by Mail	177
Mail Ballot	177
Total	177
7051294	
Poll Place	63
Vote by Mail	63
Mail Ballot	63
Total	63
7051295	
Poll Place	15
Vote by Mail	15
Mail Ballot	15
Total	15
7051297	
Poll Place	209
Vote by Mail	209
Mail Ballot	209
Total	209
7051298	
Poll Place	289
Vote by Mail	289
Mail Ballot	289
Total	289
7051490	
Poll Place	7
Vote by Mail	7
Mail Ballot	7
Total	7

Precinct	Yes		No		Total Votes
7051293					
Poll Place	0		0		0
Vote by Mail	0		0		0
Mail Ballot	34	30.36%	78	69.64%	112
Total	34	30.36%	78	69.64%	112
7051294					
Poll Place	0		0		0
Vote by Mail	0		0		0
Mail Ballot	7	50.00%	7	50.00%	14
Total	7	50.00%	7	50.00%	14
7051295					
Poll Place	0		0		0
Vote by Mail	0		0		0
Mail Ballot	0	0.00%	8	100.00%	8
Total	0	0.00%	8	100.00%	8
7051297					
Poll Place	0		0		0
Vote by Mail	0		0		0
Mail Ballot	36	23.84%	115	76.16%	151
Total	36	23.84%	115	76.16%	151
7051298					
Poll Place	0		0		0
Vote by Mail	0		0		0
Mail Ballot	51	33.55%	101	66.45%	152
Total	51	33.55%	101	66.45%	152
7051490					
Poll Place	0		0		0
Vote by Mail	0		0		0
Mail Ballot	0	0.00%	3	100.00%	3
Total	0	0.00%	3	100.00%	3

Precinct	Registered Voters
7051494	
Poll Place	5
Vote by Mail	5
Mail Ballot	5
Total	5
7051679	
Poll Place	71
Vote by Mail	71
Mail Ballot	71
Total	71
7051704	
Poll Place	70
Vote by Mail	70
Mail Ballot	70
Total	70
7051739	
Poll Place	178
Vote by Mail	178
Mail Ballot	178
Total	178
7051751	
Poll Place	332
Vote by Mail	332
Mail Ballot	332
Total	332
7051779	
Poll Place	0
Vote by Mail	0
Mail Ballot	0
Total	0

Precinct	Yes		No		Total Votes
7051494					
Poll Place	0		0		0
Vote by Mail	0		0		0
Mail Ballot	1	33.33%	2	66.67%	3
Total	1	33.33%	2	66.67%	3
7051679					
Poll Place	0		0		0
Vote by Mail	0		0		0
Mail Ballot	9	42.86%	12	57.14%	21
Total	9	42.86%	12	57.14%	21
7051704					
Poll Place	0		0		0
Vote by Mail	0		0		0
Mail Ballot	10	27.03%	27	72.97%	37
Total	10	27.03%	27	72.97%	37
7051739					
Poll Place	0		0		0
Vote by Mail	0		0		0
Mail Ballot	18	16.07%	94	83.93%	112
Total	18	16.07%	94	83.93%	112
7051751					
Poll Place	0		0		0
Vote by Mail	0		0		0
Mail Ballot	67	37.43%	112	62.57%	179
Total	67	37.43%	112	62.57%	179
7051779					
Poll Place	0		0		0
Vote by Mail	0		0		0
Mail Ballot	0		0		0
Total	0		0		0

Precinct	Registered Voters
7051972	
Poll Place	7
Vote by Mail	7
Mail Ballot	7
Total	7
7052140	
Poll Place	203
Vote by Mail	203
Mail Ballot	203
Total	203
7052142	
Poll Place	9
Vote by Mail	9
Mail Ballot	9
Total	9
7052143	
Poll Place	139
Vote by Mail	139
Mail Ballot	139
Total	139
7052272	
Poll Place	14
Vote by Mail	14
Mail Ballot	14
Total	14
7052770	
Poll Place	178
Vote by Mail	178
Mail Ballot	178
Total	178

Precinct	Yes		No		Total Votes
7051972					
Poll Place	0		0		0
Vote by Mail	0		0		0
Mail Ballot	1	25.00%	3	75.00%	4
Total	1	25.00%	3	75.00%	4
7052140					
Poll Place	0		0		0
Vote by Mail	0		0		0
Mail Ballot	22	16.79%	109	83.21%	131
Total	22	16.79%	109	83.21%	131
7052142					
Poll Place	0		0		0
Vote by Mail	0		0		0
Mail Ballot	0	0.00%	6	100.00%	6
Total	0	0.00%	6	100.00%	6
7052143					
Poll Place	0		0		0
Vote by Mail	0		0		0
Mail Ballot	13	15.29%	72	84.71%	85
Total	13	15.29%	72	84.71%	85
7052272					
Poll Place	0		0		0
Vote by Mail	0		0		0
Mail Ballot	0	0.00%	3	100.00%	3
Total	0	0.00%	3	100.00%	3
7052770					
Poll Place	0		0		0
Vote by Mail	0		0		0
Mail Ballot	26	38.24%	42	61.76%	68
Total	26	38.24%	42	61.76%	68

Precinct	Registered Voters
7053012	
Poll Place	114
Vote by Mail	114
Mail Ballot	114
Total	114
7053449	
Poll Place	11
Vote by Mail	11
Mail Ballot	11
Total	11
7053495	
Poll Place	0
Vote by Mail	0
Mail Ballot	0
Total	0
7053752	
Poll Place	10
Vote by Mail	10
Mail Ballot	10
Total	10
7053765	
Poll Place	2
Vote by Mail	2
Mail Ballot	2
Total	2
Kern County - Total	425,526
Cumulative	
Cumulative	
Poll Place	0
Vote by Mail	0
Mail Ballot	0
Total	0

Precinct	Yes		No		Total Votes
7053012					
Poll Place	0		0		0
Vote by Mail	0		0		0
Mail Ballot	23	37.10%	39	62.90%	62
Total	23	37.10%	39	62.90%	62
7053449					
Poll Place	0		0		0
Vote by Mail	0		0		0
Mail Ballot	1	11.11%	8	88.89%	9
Total	1	11.11%	8	88.89%	9
7053495					
Poll Place	0		0		0
Vote by Mail	0		0		0
Mail Ballot	0		0		0
Total	0		0		0
7053752					
Poll Place	0		0		0
Vote by Mail	0		0		0
Mail Ballot	1	12.50%	7	87.50%	8
Total	1	12.50%	7	87.50%	8
7053765					
Poll Place	0		0		0
Vote by Mail	0		0		0
Mail Ballot	1	50.00%	1	50.00%	2
Total	1	50.00%	1	50.00%	2
Kern County - Total	78,398	26.18%	221,062	73.82%	299,460
Cumulative					
Cumulative					
Poll Place	0		0		0
Vote by Mail	0		0		0
Mail Ballot	0		0		0
Total	0		0		0

Precinct	Registered Voters
Cumulative - Total	0
County - Total	425,526

Precinct	Yes		No		Total Votes
Cumulative - Total	0		0		0
County - Total	78,398	26.18%	221,062	73.82%	299,460

PROPOSITION 22 (Vote for 1)

Precinct	Registered Voters
County	
Kern County	
0011155	
Poll Place	1,261
Vote by Mail	1,261
Mail Ballot	1,261
Total	1,261
0011190	
Poll Place	1,610
Vote by Mail	1,610
Mail Ballot	1,610
Total	1,610
0011195	
Poll Place	1,366
Vote by Mail	1,366
Mail Ballot	1,366
Total	1,366
0011530	
Poll Place	929
Vote by Mail	929
Mail Ballot	929
Total	929
0011540	
Poll Place	1,054
Vote by Mail	1,054
Mail Ballot	1,054
Total	1,054

Precinct	Yes		No		Total Votes
County					
Kern County					
0011155					
Poll Place	140	64.81%	76	35.19%	216
Vote by Mail	523	71.35%	210	28.65%	733
Mail Ballot	0		0		0
Total	663	69.86%	286	30.14%	949
0011190					
Poll Place	84	51.22%	80	48.78%	164
Vote by Mail	713	67.90%	337	32.10%	1,050
Mail Ballot	0		0		0
Total	797	65.65%	417	34.35%	1,214
0011195					
Poll Place	209	82.28%	45	17.72%	254
Vote by Mail	830	83.59%	163	16.41%	993
Mail Ballot	0		0		0
Total	1,039	83.32%	208	16.68%	1,247
0011530					
Poll Place	42	53.16%	37	46.84%	79
Vote by Mail	248	54.27%	209	45.73%	457
Mail Ballot	0		0		0
Total	290	54.10%	246	45.90%	536
0011540					
Poll Place	27	40.30%	40	59.70%	67
Vote by Mail	269	52.85%	240	47.15%	509
Mail Ballot	0		0		0
Total	296	51.39%	280	48.61%	576

Precinct	Registered Voters
0011546	
Poll Place	1,123
Vote by Mail	1,123
Mail Ballot	1,123
Total	1,123
0011548	
Poll Place	1,615
Vote by Mail	1,615
Mail Ballot	1,615
Total	1,615
0011550	
Poll Place	1,408
Vote by Mail	1,408
Mail Ballot	1,408
Total	1,408
0011552	
Poll Place	1,346
Vote by Mail	1,346
Mail Ballot	1,346
Total	1,346
0011554	
Poll Place	1,660
Vote by Mail	1,660
Mail Ballot	1,660
Total	1,660
0011557	
Poll Place	1,632
Vote by Mail	1,632
Mail Ballot	1,632
Total	1,632

Precinct	Yes		No		Total Votes
0011546					
Poll Place	49	56.98%	37	43.02%	86
Vote by Mail	314	55.97%	247	44.03%	561
Mail Ballot	0		0		0
Total	363	56.11%	284	43.89%	647
0011548					
Poll Place	67	65.69%	35	34.31%	102
Vote by Mail	610	57.28%	455	42.72%	1,065
Mail Ballot	0		0		0
Total	677	58.01%	490	41.99%	1,167
0011550					
Poll Place	46	56.10%	36	43.90%	82
Vote by Mail	500	58.96%	348	41.04%	848
Mail Ballot	0		0		0
Total	546	58.71%	384	41.29%	930
0011552					
Poll Place	54	49.09%	56	50.91%	110
Vote by Mail	375	52.59%	338	47.41%	713
Mail Ballot	0		0		0
Total	429	52.13%	394	47.87%	823
0011554					
Poll Place	65	48.15%	70	51.85%	135
Vote by Mail	441	55.26%	357	44.74%	798
Mail Ballot	0		0		0
Total	506	54.23%	427	45.77%	933
0011557					
Poll Place	61	52.14%	56	47.86%	117
Vote by Mail	457	54.93%	375	45.07%	832
Mail Ballot	0		0		0
Total	518	54.58%	431	45.42%	949

Precinct	Registered Voters
0011570	
Poll Place	1,087
Vote by Mail	1,087
Mail Ballot	1,087
Total	1,087
0011580	
Poll Place	1,070
Vote by Mail	1,070
Mail Ballot	1,070
Total	1,070
0011610	
Poll Place	882
Vote by Mail	882
Mail Ballot	882
Total	882
0011626	
Poll Place	1,859
Vote by Mail	1,859
Mail Ballot	1,859
Total	1,859
0011725	
Poll Place	1,209
Vote by Mail	1,209
Mail Ballot	1,209
Total	1,209
0011990	
Poll Place	836
Vote by Mail	836
Mail Ballot	836
Total	836

Precinct	Yes		No		Total Votes
0011570					
Poll Place	69	58.97%	48	41.03%	117
Vote by Mail	319	58.00%	231	42.00%	550
Mail Ballot	0		0		0
Total	388	58.17%	279	41.83%	667
0011580					
Poll Place	64	66.67%	32	33.33%	96
Vote by Mail	362	60.84%	233	39.16%	595
Mail Ballot	0		0		0
Total	426	61.65%	265	38.35%	691
0011610					
Poll Place	65	63.11%	38	36.89%	103
Vote by Mail	283	58.59%	200	41.41%	483
Mail Ballot	0		0		0
Total	348	59.39%	238	40.61%	586
0011626					
Poll Place	52	49.06%	54	50.94%	106
Vote by Mail	633	54.29%	533	45.71%	1,166
Mail Ballot	0		0		0
Total	685	53.85%	587	46.15%	1,272
0011725					
Poll Place	102	64.97%	55	35.03%	157
Vote by Mail	578	69.30%	256	30.70%	834
Mail Ballot	0		0		0
Total	680	68.62%	311	31.38%	991
0011990					
Poll Place	125	70.62%	52	29.38%	177
Vote by Mail	324	65.99%	167	34.01%	491
Mail Ballot	0		0		0
Total	449	67.22%	219	32.78%	668

Precinct	Registered Voters
0011991	
Poll Place	876
Vote by Mail	876
Mail Ballot	876
Total	876
0012171	
Poll Place	945
Vote by Mail	945
Mail Ballot	945
Total	945
0012173	
Poll Place	667
Vote by Mail	667
Mail Ballot	667
Total	667
0012505	
Poll Place	1,106
Vote by Mail	1,106
Mail Ballot	1,106
Total	1,106
0012591	
Poll Place	1,253
Vote by Mail	1,253
Mail Ballot	1,253
Total	1,253
0012592	
Poll Place	1,136
Vote by Mail	1,136
Mail Ballot	1,136
Total	1,136

Precinct	Yes		No		Total Votes
0011991					
Poll Place	144	69.57%	63	30.43%	207
Vote by Mail	336	68.99%	151	31.01%	487
Mail Ballot	0		0		0
Total	480	69.16%	214	30.84%	694
0012171					
Poll Place	72	64.29%	40	35.71%	112
Vote by Mail	371	67.21%	181	32.79%	552
Mail Ballot	0		0		0
Total	443	66.72%	221	33.28%	664
0012173					
Poll Place	73	57.03%	55	42.97%	128
Vote by Mail	252	63.80%	143	36.20%	395
Mail Ballot	0		0		0
Total	325	62.14%	198	37.86%	523
0012505					
Poll Place	125	75.76%	40	24.24%	165
Vote by Mail	507	69.26%	225	30.74%	732
Mail Ballot	0		0		0
Total	632	70.46%	265	29.54%	897
0012591					
Poll Place	87	50.88%	84	49.12%	171
Vote by Mail	325	56.92%	246	43.08%	571
Mail Ballot	0		0		0
Total	412	55.53%	330	44.47%	742
0012592					
Poll Place	49	52.13%	45	47.87%	94
Vote by Mail	300	54.15%	254	45.85%	554
Mail Ballot	0		0		0
Total	349	53.86%	299	46.14%	648

Precinct	Registered Voters
0012593	
Poll Place	1,820
Vote by Mail	1,820
Mail Ballot	1,820
Total	1,820
0012620	
Poll Place	1,480
Vote by Mail	1,480
Mail Ballot	1,480
Total	1,480
0012622	
Poll Place	1,303
Vote by Mail	1,303
Mail Ballot	1,303
Total	1,303
0012623	
Poll Place	1,824
Vote by Mail	1,824
Mail Ballot	1,824
Total	1,824
0012650	
Poll Place	1,338
Vote by Mail	1,338
Mail Ballot	1,338
Total	1,338
0012670	
Poll Place	1,586
Vote by Mail	1,586
Mail Ballot	1,586
Total	1,586

Precinct	Yes		No		Total Votes
0012593					
Poll Place	108	57.14%	81	42.86%	189
Vote by Mail	543	58.01%	393	41.99%	936
Mail Ballot	0		0		0
Total	651	57.87%	474	42.13%	1,125
0012620					
Poll Place	135	80.84%	32	19.16%	167
Vote by Mail	608	68.47%	280	31.53%	888
Mail Ballot	0		0		0
Total	743	70.43%	312	29.57%	1,055
0012622					
Poll Place	101	78.91%	27	21.09%	128
Vote by Mail	648	75.70%	208	24.30%	856
Mail Ballot	0		0		0
Total	749	76.12%	235	23.88%	984
0012623					
Poll Place	231	78.84%	62	21.16%	293
Vote by Mail	766	71.46%	306	28.54%	1,072
Mail Ballot	0		0		0
Total	997	73.04%	368	26.96%	1,365
0012650					
Poll Place	113	80.71%	27	19.29%	140
Vote by Mail	750	79.62%	192	20.38%	942
Mail Ballot	0		0		0
Total	863	79.76%	219	20.24%	1,082
0012670					
Poll Place	169	74.12%	59	25.88%	228
Vote by Mail	727	74.49%	249	25.51%	976
Mail Ballot	0		0		0
Total	896	74.42%	308	25.58%	1,204

Precinct	Registered Voters
0012709	
Poll Place	1,124
Vote by Mail	1,124
Mail Ballot	1,124
Total	1,124
0012921	
Poll Place	1,809
Vote by Mail	1,809
Mail Ballot	1,809
Total	1,809
0012922	
Poll Place	863
Vote by Mail	863
Mail Ballot	863
Total	863
0012923	
Poll Place	933
Vote by Mail	933
Mail Ballot	933
Total	933
0012924	
Poll Place	1,620
Vote by Mail	1,620
Mail Ballot	1,620
Total	1,620
0012925	
Poll Place	1,566
Vote by Mail	1,566
Mail Ballot	1,566
Total	1,566

Precinct	Yes		No		Total Votes
0012709					
Poll Place	112	70.44%	47	29.56%	159
Vote by Mail	515	73.05%	190	26.95%	705
Mail Ballot	0		0		0
Total	627	72.57%	237	27.43%	864
0012921					
Poll Place	116	66.67%	58	33.33%	174
Vote by Mail	779	65.68%	407	34.32%	1,186
Mail Ballot	0		0		0
Total	895	65.81%	465	34.19%	1,360
0012922					
Poll Place	69	75.82%	22	24.18%	91
Vote by Mail	402	66.56%	202	33.44%	604
Mail Ballot	0		0		0
Total	471	67.77%	224	32.23%	695
0012923					
Poll Place	64	71.91%	25	28.09%	89
Vote by Mail	391	68.24%	182	31.76%	573
Mail Ballot	0		0		0
Total	455	68.73%	207	31.27%	662
0012924					
Poll Place	110	64.71%	60	35.29%	170
Vote by Mail	778	67.48%	375	32.52%	1,153
Mail Ballot	0		0		0
Total	888	67.12%	435	32.88%	1,323
0012925					
Poll Place	109	59.24%	75	40.76%	184
Vote by Mail	605	63.82%	343	36.18%	948
Mail Ballot	0		0		0
Total	714	63.07%	418	36.93%	1,132

Precinct	Registered Voters
0012927	
Poll Place	1,087
Vote by Mail	1,087
Mail Ballot	1,087
Total	1,087
0012928	
Poll Place	1,816
Vote by Mail	1,816
Mail Ballot	1,816
Total	1,816
0012929	
Poll Place	1,479
Vote by Mail	1,479
Mail Ballot	1,479
Total	1,479
0012933	
Poll Place	1,583
Vote by Mail	1,583
Mail Ballot	1,583
Total	1,583
0012934	
Poll Place	889
Vote by Mail	889
Mail Ballot	889
Total	889
0012935	
Poll Place	1,111
Vote by Mail	1,111
Mail Ballot	1,111
Total	1,111

Precinct	Yes		No		Total Votes
0012927					
Poll Place	99	64.29%	55	35.71%	154
Vote by Mail	480	68.18%	224	31.82%	704
Mail Ballot	0		0		0
Total	579	67.48%	279	32.52%	858
0012928					
Poll Place	100	60.24%	66	39.76%	166
Vote by Mail	761	64.77%	414	35.23%	1,175
Mail Ballot	0		0		0
Total	861	64.21%	480	35.79%	1,341
0012929					
Poll Place	119	75.32%	39	24.68%	158
Vote by Mail	671	67.57%	322	32.43%	993
Mail Ballot	0		0		0
Total	790	68.64%	361	31.36%	1,151
0012933					
Poll Place	129	73.71%	46	26.29%	175
Vote by Mail	780	67.47%	376	32.53%	1,156
Mail Ballot	0		0		0
Total	909	68.29%	422	31.71%	1,331
0012934					
Poll Place	88	73.33%	32	26.67%	120
Vote by Mail	354	65.68%	185	34.32%	539
Mail Ballot	0		0		0
Total	442	67.07%	217	32.93%	659
0012935					
Poll Place	70	76.09%	22	23.91%	92
Vote by Mail	557	67.19%	272	32.81%	829
Mail Ballot	0		0		0
Total	627	68.08%	294	31.92%	921

Precinct	Registered Voters
0012941	
Poll Place	1,522
Vote by Mail	1,522
Mail Ballot	1,522
Total	1,522
0012996	
Poll Place	838
Vote by Mail	838
Mail Ballot	838
Total	838
0013070	
Poll Place	937
Vote by Mail	937
Mail Ballot	937
Total	937
0013072	
Poll Place	742
Vote by Mail	742
Mail Ballot	742
Total	742
0013076	
Poll Place	478
Vote by Mail	478
Mail Ballot	478
Total	478
0013078	
Poll Place	760
Vote by Mail	760
Mail Ballot	760
Total	760

Precinct	Yes		No		Total Votes
0012941					
Poll Place	78	66.10%	40	33.90%	118
Vote by Mail	699	67.21%	341	32.79%	1,040
Mail Ballot	0		0		0
Total	777	67.10%	381	32.90%	1,158
0012996					
Poll Place	67	65.69%	35	34.31%	102
Vote by Mail	383	63.31%	222	36.69%	605
Mail Ballot	0		0		0
Total	450	63.65%	257	36.35%	707
0013070					
Poll Place	42	61.76%	26	38.24%	68
Vote by Mail	519	72.49%	197	27.51%	716
Mail Ballot	0		0		0
Total	561	71.56%	223	28.44%	784
0013072					
Poll Place	57	80.28%	14	19.72%	71
Vote by Mail	379	69.03%	170	30.97%	549
Mail Ballot	0		0		0
Total	436	70.32%	184	29.68%	620
0013076					
Poll Place	56	75.68%	18	24.32%	74
Vote by Mail	206	69.36%	91	30.64%	297
Mail Ballot	0		0		0
Total	262	70.62%	109	29.38%	371
0013078					
Poll Place	107	68.15%	50	31.85%	157
Vote by Mail	275	65.79%	143	34.21%	418
Mail Ballot	0		0		0
Total	382	66.43%	193	33.57%	575

Precinct	Registered Voters
0013100	
Poll Place	1,461
Vote by Mail	1,461
Mail Ballot	1,461
Total	1,461
0013107	
Poll Place	1,295
Vote by Mail	1,295
Mail Ballot	1,295
Total	1,295
0013110	
Poll Place	1,486
Vote by Mail	1,486
Mail Ballot	1,486
Total	1,486
0013120	
Poll Place	1,245
Vote by Mail	1,245
Mail Ballot	1,245
Total	1,245
0013129	
Poll Place	861
Vote by Mail	861
Mail Ballot	861
Total	861
0013194	
Poll Place	535
Vote by Mail	535
Mail Ballot	535
Total	535

Precinct	Yes		No		Total Votes
0013100					
Poll Place	97	65.54%	51	34.46%	148
Vote by Mail	529	64.91%	286	35.09%	815
Mail Ballot	0		0		0
Total	626	65.01%	337	34.99%	963
0013107					
Poll Place	80	64.52%	44	35.48%	124
Vote by Mail	380	58.73%	267	41.27%	647
Mail Ballot	0		0		0
Total	460	59.66%	311	40.34%	771
0013110					
Poll Place	107	58.47%	76	41.53%	183
Vote by Mail	558	65.34%	296	34.66%	854
Mail Ballot	0		0		0
Total	665	64.13%	372	35.87%	1,037
0013120					
Poll Place	89	59.33%	61	40.67%	150
Vote by Mail	432	62.25%	262	37.75%	694
Mail Ballot	0		0		0
Total	521	61.73%	323	38.27%	844
0013129					
Poll Place	49	53.26%	43	46.74%	92
Vote by Mail	292	62.66%	174	37.34%	466
Mail Ballot	0		0		0
Total	341	61.11%	217	38.89%	558
0013194					
Poll Place	43	67.19%	21	32.81%	64
Vote by Mail	220	63.95%	124	36.05%	344
Mail Ballot	0		0		0
Total	263	64.46%	145	35.54%	408

Precinct	Registered Voters
0015106	
Poll Place	1,590
Vote by Mail	1,590
Mail Ballot	1,590
Total	1,590
0015109	
Poll Place	976
Vote by Mail	976
Mail Ballot	976
Total	976
0015110	
Poll Place	881
Vote by Mail	881
Mail Ballot	881
Total	881
0015113	
Poll Place	1,121
Vote by Mail	1,121
Mail Ballot	1,121
Total	1,121
0015114	
Poll Place	797
Vote by Mail	797
Mail Ballot	797
Total	797
0015123	
Poll Place	1,080
Vote by Mail	1,080
Mail Ballot	1,080
Total	1,080

Precinct	Yes		No		Total Votes
0015106					
Poll Place	104	79.39%	27	20.61%	131
Vote by Mail	947	73.98%	333	26.02%	1,280
Mail Ballot	0		0		0
Total	1,051	74.49%	360	25.51%	1,411
0015109					
Poll Place	62	71.26%	25	28.74%	87
Vote by Mail	529	72.07%	205	27.93%	734
Mail Ballot	0		0		0
Total	591	71.99%	230	28.01%	821
0015110					
Poll Place	16	72.73%	6	27.27%	22
Vote by Mail	600	76.92%	180	23.08%	780
Mail Ballot	0		0		0
Total	616	76.81%	186	23.19%	802
0015113					
Poll Place	123	79.87%	31	20.13%	154
Vote by Mail	586	74.84%	197	25.16%	783
Mail Ballot	0		0		0
Total	709	75.67%	228	24.33%	937
0015114					
Poll Place	68	74.73%	23	25.27%	91
Vote by Mail	389	72.30%	149	27.70%	538
Mail Ballot	0		0		0
Total	457	72.66%	172	27.34%	629
0015123					
Poll Place	116	74.84%	39	25.16%	155
Vote by Mail	524	74.43%	180	25.57%	704
Mail Ballot	0		0		0
Total	640	74.51%	219	25.49%	859

Precinct	Registered Voters
0015124	
Poll Place	1,123
Vote by Mail	1,123
Mail Ballot	1,123
Total	1,123
0015132	
Poll Place	1,049
Vote by Mail	1,049
Mail Ballot	1,049
Total	1,049
0015133	
Poll Place	927
Vote by Mail	927
Mail Ballot	927
Total	927
0015135	
Poll Place	1,146
Vote by Mail	1,146
Mail Ballot	1,146
Total	1,146
0020121	
Poll Place	730
Vote by Mail	730
Mail Ballot	730
Total	730
0020232	
Poll Place	735
Vote by Mail	735
Mail Ballot	735
Total	735

Precinct	Yes		No		Total Votes
0015124					
Poll Place	90	77.59%	26	22.41%	116
Vote by Mail	612	75.65%	197	24.35%	809
Mail Ballot	0		0		0
Total	702	75.89%	223	24.11%	925
0015132					
Poll Place	58	73.42%	21	26.58%	79
Vote by Mail	581	70.60%	242	29.40%	823
Mail Ballot	0		0		0
Total	639	70.84%	263	29.16%	902
0015133					
Poll Place	117	83.57%	23	16.43%	140
Vote by Mail	493	77.76%	141	22.24%	634
Mail Ballot	0		0		0
Total	610	78.81%	164	21.19%	774
0015135					
Poll Place	79	65.29%	42	34.71%	121
Vote by Mail	487	63.91%	275	36.09%	762
Mail Ballot	0		0		0
Total	566	64.10%	317	35.90%	883
0020121					
Poll Place	94	63.09%	55	36.91%	149
Vote by Mail	201	55.68%	160	44.32%	361
Mail Ballot	0		0		0
Total	295	57.84%	215	42.16%	510
0020232					
Poll Place	50	62.50%	30	37.50%	80
Vote by Mail	192	50.93%	185	49.07%	377
Mail Ballot	0		0		0
Total	242	52.95%	215	47.05%	457

Precinct	Registered Voters
0020236	
Poll Place	1,561
Vote by Mail	1,561
Mail Ballot	1,561
Total	1,561
0020243	
Poll Place	1,601
Vote by Mail	1,601
Mail Ballot	1,601
Total	1,601
0020245	
Poll Place	1,507
Vote by Mail	1,507
Mail Ballot	1,507
Total	1,507
0020246	
Poll Place	1,070
Vote by Mail	1,070
Mail Ballot	1,070
Total	1,070
0020248	
Poll Place	631
Vote by Mail	631
Mail Ballot	631
Total	631
0020249	
Poll Place	893
Vote by Mail	893
Mail Ballot	893
Total	893

Precinct	Yes		No		Total Votes
0020236					
Poll Place	59	56.19%	46	43.81%	105
Vote by Mail	416	58.18%	299	41.82%	715
Mail Ballot	0		0		0
Total	475	57.93%	345	42.07%	820
0020243					
Poll Place	82	68.33%	38	31.67%	120
Vote by Mail	629	64.78%	342	35.22%	971
Mail Ballot	0		0		0
Total	711	65.17%	380	34.83%	1,091
0020245					
Poll Place	62	52.54%	56	47.46%	118
Vote by Mail	462	60.31%	304	39.69%	766
Mail Ballot	0		0		0
Total	524	59.28%	360	40.72%	884
0020246					
Poll Place	74	56.49%	57	43.51%	131
Vote by Mail	341	62.45%	205	37.55%	546
Mail Ballot	0		0		0
Total	415	61.30%	262	38.70%	677
0020248					
Poll Place	33	51.56%	31	48.44%	64
Vote by Mail	198	61.68%	123	38.32%	321
Mail Ballot	0		0		0
Total	231	60.00%	154	40.00%	385
0020249					
Poll Place	31	56.36%	24	43.64%	55
Vote by Mail	382	67.02%	188	32.98%	570
Mail Ballot	0		0		0
Total	413	66.08%	212	33.92%	625

Precinct	Registered Voters
0020253	
Poll Place	681
Vote by Mail	681
Mail Ballot	681
Total	681
0020254	
Poll Place	1,589
Vote by Mail	1,589
Mail Ballot	1,589
Total	1,589
0020256	
Poll Place	1,566
Vote by Mail	1,566
Mail Ballot	1,566
Total	1,566
0020257	
Poll Place	724
Vote by Mail	724
Mail Ballot	724
Total	724
0020260	
Poll Place	968
Vote by Mail	968
Mail Ballot	968
Total	968
0020262	
Poll Place	764
Vote by Mail	764
Mail Ballot	764
Total	764

Precinct	Yes		No		Total Votes
0020253					
Poll Place	44	57.14%	33	42.86%	77
Vote by Mail	235	68.71%	107	31.29%	342
Mail Ballot	0		0		0
Total	279	66.59%	140	33.41%	419
0020254					
Poll Place	121	67.60%	58	32.40%	179
Vote by Mail	565	66.00%	291	34.00%	856
Mail Ballot	0		0		0
Total	686	66.28%	349	33.72%	1,035
0020256					
Poll Place	98	70.00%	42	30.00%	140
Vote by Mail	644	62.89%	380	37.11%	1,024
Mail Ballot	0		0		0
Total	742	63.75%	422	36.25%	1,164
0020257					
Poll Place	51	60.71%	33	39.29%	84
Vote by Mail	214	55.15%	174	44.85%	388
Mail Ballot	0		0		0
Total	265	56.14%	207	43.86%	472
0020260					
Poll Place	51	60.71%	33	39.29%	84
Vote by Mail	375	66.37%	190	33.63%	565
Mail Ballot	0		0		0
Total	426	65.64%	223	34.36%	649
0020262					
Poll Place	69	66.35%	35	33.65%	104
Vote by Mail	295	61.72%	183	38.28%	478
Mail Ballot	0		0		0
Total	364	62.54%	218	37.46%	582

Precinct	Registered Voters
0020263	
Poll Place	889
Vote by Mail	889
Mail Ballot	889
Total	889
0020271	
Poll Place	1,447
Vote by Mail	1,447
Mail Ballot	1,447
Total	1,447
0020272	
Poll Place	1,459
Vote by Mail	1,459
Mail Ballot	1,459
Total	1,459
0020282	
Poll Place	1,210
Vote by Mail	1,210
Mail Ballot	1,210
Total	1,210
0020283	
Poll Place	2,570
Vote by Mail	2,570
Mail Ballot	2,570
Total	2,570
0020284	
Poll Place	908
Vote by Mail	908
Mail Ballot	908
Total	908

Precinct	Yes		No		Total Votes
0020263					
Poll Place	50	64.94%	27	35.06%	77
Vote by Mail	307	56.33%	238	43.67%	545
Mail Ballot	0		0		0
Total	357	57.40%	265	42.60%	622
0020271					
Poll Place	76	58.46%	54	41.54%	130
Vote by Mail	543	64.03%	305	35.97%	848
Mail Ballot	0		0		0
Total	619	63.29%	359	36.71%	978
0020272					
Poll Place	54	61.36%	34	38.64%	88
Vote by Mail	531	60.82%	342	39.18%	873
Mail Ballot	0		0		0
Total	585	60.87%	376	39.13%	961
0020282					
Poll Place	101	69.18%	45	30.82%	146
Vote by Mail	510	66.58%	256	33.42%	766
Mail Ballot	0		0		0
Total	611	67.00%	301	33.00%	912
0020283					
Poll Place	130	71.82%	51	28.18%	181
Vote by Mail	1,050	63.25%	610	36.75%	1,660
Mail Ballot	0		0		0
Total	1,180	64.10%	661	35.90%	1,841
0020284					
Poll Place	58	62.37%	35	37.63%	93
Vote by Mail	311	61.34%	196	38.66%	507
Mail Ballot	0		0		0
Total	369	61.50%	231	38.50%	600

Precinct	Registered Voters
0020286	
Poll Place	1,505
Vote by Mail	1,505
Mail Ballot	1,505
Total	1,505
0020288	
Poll Place	924
Vote by Mail	924
Mail Ballot	924
Total	924
0020289	
Poll Place	1,429
Vote by Mail	1,429
Mail Ballot	1,429
Total	1,429
0020294	
Poll Place	1,168
Vote by Mail	1,168
Mail Ballot	1,168
Total	1,168
0020298	
Poll Place	1,210
Vote by Mail	1,210
Mail Ballot	1,210
Total	1,210
0021143	
Poll Place	1,124
Vote by Mail	1,124
Mail Ballot	1,124
Total	1,124

Precinct	Yes		No		Total Votes
0020286					
Poll Place	74	60.66%	48	39.34%	122
Vote by Mail	587	60.83%	378	39.17%	965
Mail Ballot	0		0		0
Total	661	60.81%	426	39.19%	1,087
0020288					
Poll Place	47	60.26%	31	39.74%	78
Vote by Mail	264	59.06%	183	40.94%	447
Mail Ballot	0		0		0
Total	311	59.24%	214	40.76%	525
0020289					
Poll Place	71	61.21%	45	38.79%	116
Vote by Mail	523	66.71%	261	33.29%	784
Mail Ballot	0		0		0
Total	594	66.00%	306	34.00%	900
0020294					
Poll Place	71	65.14%	38	34.86%	109
Vote by Mail	497	66.53%	250	33.47%	747
Mail Ballot	0		0		0
Total	568	66.36%	288	33.64%	856
0020298					
Poll Place	53	62.35%	32	37.65%	85
Vote by Mail	471	62.22%	286	37.78%	757
Mail Ballot	0		0		0
Total	524	62.23%	318	37.77%	842
0021143					
Poll Place	140	82.84%	29	17.16%	169
Vote by Mail	538	67.25%	262	32.75%	800
Mail Ballot	0		0		0
Total	678	69.97%	291	30.03%	969

Precinct	Registered Voters
0021144	
Poll Place	983
Vote by Mail	983
Mail Ballot	983
Total	983
0021145	
Poll Place	1,444
Vote by Mail	1,444
Mail Ballot	1,444
Total	1,444
0021148	
Poll Place	852
Vote by Mail	852
Mail Ballot	852
Total	852
0021275	
Poll Place	1,627
Vote by Mail	1,627
Mail Ballot	1,627
Total	1,627
0021280	
Poll Place	920
Vote by Mail	920
Mail Ballot	920
Total	920
0021281	
Poll Place	1,139
Vote by Mail	1,139
Mail Ballot	1,139
Total	1,139

Precinct	Yes		No		Total Votes
0021144					
Poll Place	89	76.72%	27	23.28%	116
Vote by Mail	538	74.62%	183	25.38%	721
Mail Ballot	0		0		0
Total	627	74.91%	210	25.09%	837
0021145					
Poll Place	156	81.25%	36	18.75%	192
Vote by Mail	750	69.51%	329	30.49%	1,079
Mail Ballot	0		0		0
Total	906	71.28%	365	28.72%	1,271
0021148					
Poll Place	110	85.27%	19	14.73%	129
Vote by Mail	431	70.31%	182	29.69%	613
Mail Ballot	0		0		0
Total	541	72.91%	201	27.09%	742
0021275					
Poll Place	103	63.58%	59	36.42%	162
Vote by Mail	521	58.08%	376	41.92%	897
Mail Ballot	0		0		0
Total	624	58.92%	435	41.08%	1,059
0021280					
Poll Place	58	52.25%	53	47.75%	111
Vote by Mail	292	58.63%	206	41.37%	498
Mail Ballot	0		0		0
Total	350	57.47%	259	42.53%	609
0021281					
Poll Place	86	58.50%	61	41.50%	147
Vote by Mail	448	62.48%	269	37.52%	717
Mail Ballot	0		0		0
Total	534	61.81%	330	38.19%	864

Precinct	Registered Voters
0021282	
Poll Place	1,118
Vote by Mail	1,118
Mail Ballot	1,118
Total	1,118
0021283	
Poll Place	1,561
Vote by Mail	1,561
Mail Ballot	1,561
Total	1,561
0021511	
Poll Place	382
Vote by Mail	382
Mail Ballot	382
Total	382
0021512	
Poll Place	1,090
Vote by Mail	1,090
Mail Ballot	1,090
Total	1,090
0021513	
Poll Place	262
Vote by Mail	262
Mail Ballot	262
Total	262
0021660	
Poll Place	351
Vote by Mail	351
Mail Ballot	351
Total	351

Precinct	Yes		No		Total Votes
0021282					
Poll Place	92	56.44%	71	43.56%	163
Vote by Mail	375	58.96%	261	41.04%	636
Mail Ballot	0		0		0
Total	467	58.45%	332	41.55%	799
0021283					
Poll Place	147	69.34%	65	30.66%	212
Vote by Mail	519	59.25%	357	40.75%	876
Mail Ballot	0		0		0
Total	666	61.21%	422	38.79%	1,088
0021511					
Poll Place	35	83.33%	7	16.67%	42
Vote by Mail	216	75.00%	72	25.00%	288
Mail Ballot	0		0		0
Total	251	76.06%	79	23.94%	330
0021512					
Poll Place	80	65.57%	42	34.43%	122
Vote by Mail	621	74.55%	212	25.45%	833
Mail Ballot	0		0		0
Total	701	73.40%	254	26.60%	955
0021513					
Poll Place	17	73.91%	6	26.09%	23
Vote by Mail	158	78.22%	44	21.78%	202
Mail Ballot	0		0		0
Total	175	77.78%	50	22.22%	225
0021660					
Poll Place	58	66.67%	29	33.33%	87
Vote by Mail	109	56.77%	83	43.23%	192
Mail Ballot	0		0		0
Total	167	59.86%	112	40.14%	279

Precinct	Registered Voters
0021710	
Poll Place	540
Vote by Mail	540
Mail Ballot	540
Total	540
0021781	
Poll Place	583
Vote by Mail	583
Mail Ballot	583
Total	583
0021885	
Poll Place	876
Vote by Mail	876
Mail Ballot	876
Total	876
0021886	
Poll Place	1,008
Vote by Mail	1,008
Mail Ballot	1,008
Total	1,008
0021888	
Poll Place	1,381
Vote by Mail	1,381
Mail Ballot	1,381
Total	1,381
0021889	
Poll Place	1,513
Vote by Mail	1,513
Mail Ballot	1,513
Total	1,513

Precinct	Yes		No		Total Votes
0021710					
Poll Place	71	74.74%	24	25.26%	95
Vote by Mail	184	60.93%	118	39.07%	302
Mail Ballot	0		0		0
Total	255	64.23%	142	35.77%	397
0021781					
Poll Place	90	74.38%	31	25.62%	121
Vote by Mail	282	76.01%	89	23.99%	371
Mail Ballot	0		0		0
Total	372	75.61%	120	24.39%	492
0021885					
Poll Place	103	76.87%	31	23.13%	134
Vote by Mail	392	68.17%	183	31.83%	575
Mail Ballot	0		0		0
Total	495	69.82%	214	30.18%	709
0021886					
Poll Place	54	69.23%	24	30.77%	78
Vote by Mail	428	66.05%	220	33.95%	648
Mail Ballot	0		0		0
Total	482	66.39%	244	33.61%	726
0021888					
Poll Place	110	72.85%	41	27.15%	151
Vote by Mail	751	72.14%	290	27.86%	1,041
Mail Ballot	0		0		0
Total	861	72.23%	331	27.77%	1,192
0021889					
Poll Place	116	72.50%	44	27.50%	160
Vote by Mail	772	70.70%	320	29.30%	1,092
Mail Ballot	0		0		0
Total	888	70.93%	364	29.07%	1,252

Precinct	Registered Voters
0021894	
Poll Place	1,067
Vote by Mail	1,067
Mail Ballot	1,067
Total	1,067
0022003	
Poll Place	856
Vote by Mail	856
Mail Ballot	856
Total	856
0022004	
Poll Place	867
Vote by Mail	867
Mail Ballot	867
Total	867
0022005	
Poll Place	1,026
Vote by Mail	1,026
Mail Ballot	1,026
Total	1,026
0022006	
Poll Place	1,648
Vote by Mail	1,648
Mail Ballot	1,648
Total	1,648
0022008	
Poll Place	1,461
Vote by Mail	1,461
Mail Ballot	1,461
Total	1,461

Precinct	Yes		No		Total Votes
0021894					
Poll Place	119	74.38%	41	25.63%	160
Vote by Mail	500	71.33%	201	28.67%	701
Mail Ballot	0		0		0
Total	619	71.89%	242	28.11%	861
0022003					
Poll Place	46	56.10%	36	43.90%	82
Vote by Mail	297	65.71%	155	34.29%	452
Mail Ballot	0		0		0
Total	343	64.23%	191	35.77%	534
0022004					
Poll Place	35	62.50%	21	37.50%	56
Vote by Mail	322	66.39%	163	33.61%	485
Mail Ballot	0		0		0
Total	357	65.99%	184	34.01%	541
0022005					
Poll Place	57	64.04%	32	35.96%	89
Vote by Mail	315	65.63%	165	34.38%	480
Mail Ballot	0		0		0
Total	372	65.38%	197	34.62%	569
0022006					
Poll Place	76	66.67%	38	33.33%	114
Vote by Mail	562	60.37%	369	39.63%	931
Mail Ballot	0		0		0
Total	638	61.05%	407	38.95%	1,045
0022008					
Poll Place	68	68.00%	32	32.00%	100
Vote by Mail	560	66.75%	279	33.25%	839
Mail Ballot	0		0		0
Total	628	66.88%	311	33.12%	939

Precinct	Registered Voters
0022018	
Poll Place	1,880
Vote by Mail	1,880
Mail Ballot	1,880
Total	1,880
0022030	
Poll Place	1,776
Vote by Mail	1,776
Mail Ballot	1,776
Total	1,776
0022033	
Poll Place	1,204
Vote by Mail	1,204
Mail Ballot	1,204
Total	1,204
0022037	
Poll Place	1,726
Vote by Mail	1,726
Mail Ballot	1,726
Total	1,726
0022450	
Poll Place	1,586
Vote by Mail	1,586
Mail Ballot	1,586
Total	1,586
0022480	
Poll Place	1,258
Vote by Mail	1,258
Mail Ballot	1,258
Total	1,258

Precinct	Yes		No		Total Votes
0022018					
Poll Place	127	68.28%	59	31.72%	186
Vote by Mail	802	64.94%	433	35.06%	1,235
Mail Ballot	0		0		0
Total	929	65.38%	492	34.62%	1,421
0022030					
Poll Place	75	60.98%	48	39.02%	123
Vote by Mail	700	63.46%	403	36.54%	1,103
Mail Ballot	0		0		0
Total	775	63.21%	451	36.79%	1,226
0022033					
Poll Place	60	60.61%	39	39.39%	99
Vote by Mail	468	63.76%	266	36.24%	734
Mail Ballot	0		0		0
Total	528	63.39%	305	36.61%	833
0022037					
Poll Place	115	63.54%	66	36.46%	181
Vote by Mail	663	61.16%	421	38.84%	1,084
Mail Ballot	0		0		0
Total	778	61.50%	487	38.50%	1,265
0022450					
Poll Place	145	66.21%	74	33.79%	219
Vote by Mail	492	64.91%	266	35.09%	758
Mail Ballot	0		0		0
Total	637	65.20%	340	34.80%	977
0022480					
Poll Place	122	75.78%	39	24.22%	161
Vote by Mail	535	66.63%	268	33.37%	803
Mail Ballot	0		0		0
Total	657	68.15%	307	31.85%	964

Precinct	Registered Voters
0023020	
Poll Place	1,053
Vote by Mail	1,053
Mail Ballot	1,053
Total	1,053
0023021	
Poll Place	1,557
Vote by Mail	1,557
Mail Ballot	1,557
Total	1,557
0023023	
Poll Place	1,235
Vote by Mail	1,235
Mail Ballot	1,235
Total	1,235
0023025	
Poll Place	1,159
Vote by Mail	1,159
Mail Ballot	1,159
Total	1,159
0023030	
Poll Place	1,411
Vote by Mail	1,411
Mail Ballot	1,411
Total	1,411
0023031	
Poll Place	918
Vote by Mail	918
Mail Ballot	918
Total	918

Precinct	Yes		No		Total Votes
0023020					
Poll Place	76	63.33%	44	36.67%	120
Vote by Mail	401	63.45%	231	36.55%	632
Mail Ballot	0		0		0
Total	477	63.43%	275	36.57%	752
0023021					
Poll Place	135	66.83%	67	33.17%	202
Vote by Mail	521	61.15%	331	38.85%	852
Mail Ballot	0		0		0
Total	656	62.24%	398	37.76%	1,054
0023023					
Poll Place	75	63.03%	44	36.97%	119
Vote by Mail	545	66.06%	280	33.94%	825
Mail Ballot	0		0		0
Total	620	65.68%	324	34.32%	944
0023025					
Poll Place	117	65.36%	62	34.64%	179
Vote by Mail	437	60.03%	291	39.97%	728
Mail Ballot	0		0		0
Total	554	61.08%	353	38.92%	907
0023030					
Poll Place	111	57.22%	83	42.78%	194
Vote by Mail	426	61.92%	262	38.08%	688
Mail Ballot	0		0		0
Total	537	60.88%	345	39.12%	882
0023031					
Poll Place	104	61.18%	66	38.82%	170
Vote by Mail	362	61.36%	228	38.64%	590
Mail Ballot	0		0		0
Total	466	61.32%	294	38.68%	760

Precinct	Registered Voters
0023035	
Poll Place	1,205
Vote by Mail	1,205
Mail Ballot	1,205
Total	1,205
0023211	
Poll Place	1,114
Vote by Mail	1,114
Mail Ballot	1,114
Total	1,114
0023212	
Poll Place	833
Vote by Mail	833
Mail Ballot	833
Total	833
0023239	
Poll Place	389
Vote by Mail	389
Mail Ballot	389
Total	389
0023240	
Poll Place	789
Vote by Mail	789
Mail Ballot	789
Total	789
0023241	
Poll Place	685
Vote by Mail	685
Mail Ballot	685
Total	685

Precinct	Yes		No		Total Votes
0023035					
Poll Place	114	67.06%	56	32.94%	170
Vote by Mail	474	62.45%	285	37.55%	759
Mail Ballot	0		0		0
Total	588	63.29%	341	36.71%	929
0023211					
Poll Place	148	78.72%	40	21.28%	188
Vote by Mail	566	73.89%	200	26.11%	766
Mail Ballot	0		0		0
Total	714	74.84%	240	25.16%	954
0023212					
Poll Place	91	73.98%	32	26.02%	123
Vote by Mail	433	73.27%	158	26.73%	591
Mail Ballot	0		0		0
Total	524	73.39%	190	26.61%	714
0023239					
Poll Place	34	56.67%	26	43.33%	60
Vote by Mail	140	67.96%	66	32.04%	206
Mail Ballot	0		0		0
Total	174	65.41%	92	34.59%	266
0023240					
Poll Place	52	58.43%	37	41.57%	89
Vote by Mail	237	60.77%	153	39.23%	390
Mail Ballot	0		0		0
Total	289	60.33%	190	39.67%	479
0023241					
Poll Place	39	67.24%	19	32.76%	58
Vote by Mail	239	61.60%	149	38.40%	388
Mail Ballot	0		0		0
Total	278	62.33%	168	37.67%	446

Precinct	Registered Voters
0023401	
Poll Place	832
Vote by Mail	832
Mail Ballot	832
Total	832
0023402	
Poll Place	1,164
Vote by Mail	1,164
Mail Ballot	1,164
Total	1,164
0023404	
Poll Place	1,317
Vote by Mail	1,317
Mail Ballot	1,317
Total	1,317
0023406	
Poll Place	1,010
Vote by Mail	1,010
Mail Ballot	1,010
Total	1,010
0023450	
Poll Place	933
Vote by Mail	933
Mail Ballot	933
Total	933
0023451	
Poll Place	380
Vote by Mail	380
Mail Ballot	380
Total	380

Precinct	Yes		No		Total Votes
0023401					
Poll Place	79	71.82%	31	28.18%	110
Vote by Mail	351	67.89%	166	32.11%	517
Mail Ballot	0		0		0
Total	430	68.58%	197	31.42%	627
0023402					
Poll Place	115	75.66%	37	24.34%	152
Vote by Mail	506	65.89%	262	34.11%	768
Mail Ballot	0		0		0
Total	621	67.50%	299	32.50%	920
0023404					
Poll Place	96	70.59%	40	29.41%	136
Vote by Mail	665	70.67%	276	29.33%	941
Mail Ballot	0		0		0
Total	761	70.66%	316	29.34%	1,077
0023406					
Poll Place	48	53.33%	42	46.67%	90
Vote by Mail	377	63.15%	220	36.85%	597
Mail Ballot	0		0		0
Total	425	61.86%	262	38.14%	687
0023450					
Poll Place	112	70.89%	46	29.11%	158
Vote by Mail	417	71.53%	166	28.47%	583
Mail Ballot	0		0		0
Total	529	71.39%	212	28.61%	741
0023451					
Poll Place	30	60.00%	20	40.00%	50
Vote by Mail	165	70.51%	69	29.49%	234
Mail Ballot	0		0		0
Total	195	68.66%	89	31.34%	284

Precinct	Registered Voters
0023452	
Poll Place	854
Vote by Mail	854
Mail Ballot	854
Total	854
0025270	
Poll Place	996
Vote by Mail	996
Mail Ballot	996
Total	996
0025271	
Poll Place	933
Vote by Mail	933
Mail Ballot	933
Total	933
0025272	
Poll Place	1,098
Vote by Mail	1,098
Mail Ballot	1,098
Total	1,098
0025289	
Poll Place	1,010
Vote by Mail	1,010
Mail Ballot	1,010
Total	1,010
0030040	
Poll Place	1,257
Vote by Mail	1,257
Mail Ballot	1,257
Total	1,257

Precinct	Yes		No		Total Votes
0023452					
Poll Place	81	67.50%	39	32.50%	120
Vote by Mail	314	62.18%	191	37.82%	505
Mail Ballot	0		0		0
Total	395	63.20%	230	36.80%	625
0025270					
Poll Place	63	52.50%	57	47.50%	120
Vote by Mail	374	63.07%	219	36.93%	593
Mail Ballot	0		0		0
Total	437	61.29%	276	38.71%	713
0025271					
Poll Place	36	65.45%	19	34.55%	55
Vote by Mail	379	65.91%	196	34.09%	575
Mail Ballot	0		0		0
Total	415	65.87%	215	34.13%	630
0025272					
Poll Place	45	54.88%	37	45.12%	82
Vote by Mail	387	57.85%	282	42.15%	669
Mail Ballot	0		0		0
Total	432	57.52%	319	42.48%	751
0025289					
Poll Place	75	70.75%	31	29.25%	106
Vote by Mail	320	59.59%	217	40.41%	537
Mail Ballot	0		0		0
Total	395	61.43%	248	38.57%	643
0030040					
Poll Place	107	66.46%	54	33.54%	161
Vote by Mail	464	68.24%	216	31.76%	680
Mail Ballot	0		0		0
Total	571	67.90%	270	32.10%	841

Precinct	Registered Voters
0030060	
Poll Place	963
Vote by Mail	963
Mail Ballot	963
Total	963
0030150	
Poll Place	1,559
Vote by Mail	1,559
Mail Ballot	1,559
Total	1,559
0030170	
Poll Place	1,212
Vote by Mail	1,212
Mail Ballot	1,212
Total	1,212
0030302	
Poll Place	1,062
Vote by Mail	1,062
Mail Ballot	1,062
Total	1,062
0030304	
Poll Place	1,440
Vote by Mail	1,440
Mail Ballot	1,440
Total	1,440
0030308	
Poll Place	1,441
Vote by Mail	1,441
Mail Ballot	1,441
Total	1,441

Precinct	Yes		No		Total Votes
0030060					
Poll Place	82	56.94%	62	43.06%	144
Vote by Mail	387	71.53%	154	28.47%	541
Mail Ballot	0		0		0
Total	469	68.47%	216	31.53%	685
0030150					
Poll Place	96	62.34%	58	37.66%	154
Vote by Mail	452	68.69%	206	31.31%	658
Mail Ballot	0		0		0
Total	548	67.49%	264	32.51%	812
0030170					
Poll Place	77	60.16%	51	39.84%	128
Vote by Mail	395	73.42%	143	26.58%	538
Mail Ballot	0		0		0
Total	472	70.87%	194	29.13%	666
0030302					
Poll Place	89	70.08%	38	29.92%	127
Vote by Mail	376	64.83%	204	35.17%	580
Mail Ballot	0		0		0
Total	465	65.77%	242	34.23%	707
0030304					
Poll Place	54	60.67%	35	39.33%	89
Vote by Mail	570	62.71%	339	37.29%	909
Mail Ballot	0		0		0
Total	624	62.53%	374	37.47%	998
0030308					
Poll Place	61	64.89%	33	35.11%	94
Vote by Mail	526	62.32%	318	37.68%	844
Mail Ballot	0		0		0
Total	587	62.58%	351	37.42%	938

Precinct	Registered Voters
0030312	
Poll Place	1,132
Vote by Mail	1,132
Mail Ballot	1,132
Total	1,132
0030314	
Poll Place	1,121
Vote by Mail	1,121
Mail Ballot	1,121
Total	1,121
0030316	
Poll Place	964
Vote by Mail	964
Mail Ballot	964
Total	964
0030317	
Poll Place	514
Vote by Mail	514
Mail Ballot	514
Total	514
0030318	
Poll Place	1,425
Vote by Mail	1,425
Mail Ballot	1,425
Total	1,425
0030321	
Poll Place	774
Vote by Mail	774
Mail Ballot	774
Total	774

Precinct	Yes		No		Total Votes
0030312					
Poll Place	109	71.71%	43	28.29%	152
Vote by Mail	451	63.97%	254	36.03%	705
Mail Ballot	0		0		0
Total	560	65.34%	297	34.66%	857
0030314					
Poll Place	43	53.75%	37	46.25%	80
Vote by Mail	448	69.03%	201	30.97%	649
Mail Ballot	0		0		0
Total	491	67.35%	238	32.65%	729
0030316					
Poll Place	77	69.37%	34	30.63%	111
Vote by Mail	399	70.12%	170	29.88%	569
Mail Ballot	0		0		0
Total	476	70.00%	204	30.00%	680
0030317					
Poll Place	30	62.50%	18	37.50%	48
Vote by Mail	204	66.23%	104	33.77%	308
Mail Ballot	0		0		0
Total	234	65.73%	122	34.27%	356
0030318					
Poll Place	101	73.19%	37	26.81%	138
Vote by Mail	526	62.47%	316	37.53%	842
Mail Ballot	0		0		0
Total	627	63.98%	353	36.02%	980
0030321					
Poll Place	46	73.02%	17	26.98%	63
Vote by Mail	381	66.84%	189	33.16%	570
Mail Ballot	0		0		0
Total	427	67.46%	206	32.54%	633

Precinct	Registered Voters
0030322	
Poll Place	1,248
Vote by Mail	1,248
Mail Ballot	1,248
Total	1,248
0030325	
Poll Place	839
Vote by Mail	839
Mail Ballot	839
Total	839
0030332	
Poll Place	482
Vote by Mail	482
Mail Ballot	482
Total	482
0030337	
Poll Place	1,216
Vote by Mail	1,216
Mail Ballot	1,216
Total	1,216
0030338	
Poll Place	1,006
Vote by Mail	1,006
Mail Ballot	1,006
Total	1,006
0030339	
Poll Place	1,556
Vote by Mail	1,556
Mail Ballot	1,556
Total	1,556

Precinct	Yes		No		Total Votes
0030322					
Poll Place	96	67.61%	46	32.39%	142
Vote by Mail	577	70.19%	245	29.81%	822
Mail Ballot	0		0		0
Total	673	69.81%	291	30.19%	964
0030325					
Poll Place	45	72.58%	17	27.42%	62
Vote by Mail	393	75.14%	130	24.86%	523
Mail Ballot	0		0		0
Total	438	74.87%	147	25.13%	585
0030332					
Poll Place	20	62.50%	12	37.50%	32
Vote by Mail	117	62.57%	70	37.43%	187
Mail Ballot	0		0		0
Total	137	62.56%	82	37.44%	219
0030337					
Poll Place	87	80.56%	21	19.44%	108
Vote by Mail	562	68.62%	257	31.38%	819
Mail Ballot	0		0		0
Total	649	70.01%	278	29.99%	927
0030338					
Poll Place	110	82.71%	23	17.29%	133
Vote by Mail	467	71.19%	189	28.81%	656
Mail Ballot	0		0		0
Total	577	73.13%	212	26.87%	789
0030339					
Poll Place	126	64.62%	69	35.38%	195
Vote by Mail	646	67.36%	313	32.64%	959
Mail Ballot	0		0		0
Total	772	66.90%	382	33.10%	1,154

Precinct	Registered Voters
0030348	
Poll Place	931
Vote by Mail	931
Mail Ballot	931
Total	931
0030351	
Poll Place	1,528
Vote by Mail	1,528
Mail Ballot	1,528
Total	1,528
0030352	
Poll Place	1,029
Vote by Mail	1,029
Mail Ballot	1,029
Total	1,029
0030354	
Poll Place	696
Vote by Mail	696
Mail Ballot	696
Total	696
0030364	
Poll Place	929
Vote by Mail	929
Mail Ballot	929
Total	929
0030367	
Poll Place	1,526
Vote by Mail	1,526
Mail Ballot	1,526
Total	1,526

Precinct	Yes		No		Total Votes
0030348					
Poll Place	71	78.02%	20	21.98%	91
Vote by Mail	419	69.49%	184	30.51%	603
Mail Ballot	0		0		0
Total	490	70.61%	204	29.39%	694
0030351					
Poll Place	86	61.43%	54	38.57%	140
Vote by Mail	522	60.28%	344	39.72%	866
Mail Ballot	0		0		0
Total	608	60.44%	398	39.56%	1,006
0030352					
Poll Place	73	57.48%	54	42.52%	127
Vote by Mail	518	71.65%	205	28.35%	723
Mail Ballot	0		0		0
Total	591	69.53%	259	30.47%	850
0030354					
Poll Place	96	75.59%	31	24.41%	127
Vote by Mail	307	70.25%	130	29.75%	437
Mail Ballot	0		0		0
Total	403	71.45%	161	28.55%	564
0030364					
Poll Place	119	86.23%	19	13.77%	138
Vote by Mail	379	67.56%	182	32.44%	561
Mail Ballot	0		0		0
Total	498	71.24%	201	28.76%	699
0030367					
Poll Place	81	68.07%	38	31.93%	119
Vote by Mail	674	67.40%	326	32.60%	1,000
Mail Ballot	0		0		0
Total	755	67.47%	364	32.53%	1,119

Precinct	Registered Voters
0030370	
Poll Place	452
Vote by Mail	452
Mail Ballot	452
Total	452
0030374	
Poll Place	999
Vote by Mail	999
Mail Ballot	999
Total	999
0030385	
Poll Place	714
Vote by Mail	714
Mail Ballot	714
Total	714
0030386	
Poll Place	1,185
Vote by Mail	1,185
Mail Ballot	1,185
Total	1,185
0030387	
Poll Place	1,140
Vote by Mail	1,140
Mail Ballot	1,140
Total	1,140
0030389	
Poll Place	732
Vote by Mail	732
Mail Ballot	732
Total	732

Precinct	Yes		No		Total Votes
0030370					
Poll Place	27	61.36%	17	38.64%	44
Vote by Mail	195	71.96%	76	28.04%	271
Mail Ballot	0		0		0
Total	222	70.48%	93	29.52%	315
0030374					
Poll Place	87	75.00%	29	25.00%	116
Vote by Mail	390	62.20%	237	37.80%	627
Mail Ballot	0		0		0
Total	477	64.20%	266	35.80%	743
0030385					
Poll Place	54	80.60%	13	19.40%	67
Vote by Mail	386	72.56%	146	27.44%	532
Mail Ballot	0		0		0
Total	440	73.46%	159	26.54%	599
0030386					
Poll Place	94	77.05%	28	22.95%	122
Vote by Mail	586	72.35%	224	27.65%	810
Mail Ballot	0		0		0
Total	680	72.96%	252	27.04%	932
0030387					
Poll Place	135	84.38%	25	15.63%	160
Vote by Mail	579	70.87%	238	29.13%	817
Mail Ballot	0		0		0
Total	714	73.08%	263	26.92%	977
0030389					
Poll Place	51	75.00%	17	25.00%	68
Vote by Mail	337	66.08%	173	33.92%	510
Mail Ballot	0		0		0
Total	388	67.13%	190	32.87%	578

Precinct	Registered Voters
0030390	
Poll Place	1,320
Vote by Mail	1,320
Mail Ballot	1,320
Total	1,320
0030393	
Poll Place	856
Vote by Mail	856
Mail Ballot	856
Total	856
0030396	
Poll Place	812
Vote by Mail	812
Mail Ballot	812
Total	812
0030399	
Poll Place	1,198
Vote by Mail	1,198
Mail Ballot	1,198
Total	1,198
0031478	
Poll Place	593
Vote by Mail	593
Mail Ballot	593
Total	593
0031641	
Poll Place	610
Vote by Mail	610
Mail Ballot	610
Total	610

Precinct	Yes		No		Total Votes
0030390					
Poll Place	118	71.52%	47	28.48%	165
Vote by Mail	731	76.30%	227	23.70%	958
Mail Ballot	0		0		0
Total	849	75.60%	274	24.40%	1,123
0030393					
Poll Place	64	71.11%	26	28.89%	90
Vote by Mail	474	75.00%	158	25.00%	632
Mail Ballot	0		0		0
Total	538	74.52%	184	25.48%	722
0030396					
Poll Place	89	78.07%	25	21.93%	114
Vote by Mail	388	70.16%	165	29.84%	553
Mail Ballot	0		0		0
Total	477	71.51%	190	28.49%	667
0030399					
Poll Place	56	54.90%	46	45.10%	102
Vote by Mail	303	60.84%	195	39.16%	498
Mail Ballot	0		0		0
Total	359	59.83%	241	40.17%	600
0031478					
Poll Place	45	60.00%	30	40.00%	75
Vote by Mail	230	63.89%	130	36.11%	360
Mail Ballot	0		0		0
Total	275	63.22%	160	36.78%	435
0031641					
Poll Place	28	45.90%	33	54.10%	61
Vote by Mail	142	61.47%	89	38.53%	231
Mail Ballot	0		0		0
Total	170	58.22%	122	41.78%	292

Precinct	Registered Voters
0031642	
Poll Place	797
Vote by Mail	797
Mail Ballot	797
Total	797
0031772	
Poll Place	1,163
Vote by Mail	1,163
Mail Ballot	1,163
Total	1,163
0031935	
Poll Place	868
Vote by Mail	868
Mail Ballot	868
Total	868
0031950	
Poll Place	707
Vote by Mail	707
Mail Ballot	707
Total	707
0031953	
Poll Place	1,390
Vote by Mail	1,390
Mail Ballot	1,390
Total	1,390
0031960	
Poll Place	1,287
Vote by Mail	1,287
Mail Ballot	1,287
Total	1,287

Precinct	Yes		No		Total Votes
0031642					
Poll Place	31	52.54%	28	47.46%	59
Vote by Mail	185	57.45%	137	42.55%	322
Mail Ballot	0		0		0
Total	216	56.69%	165	43.31%	381
0031772					
Poll Place	109	71.71%	43	28.29%	152
Vote by Mail	361	66.85%	179	33.15%	540
Mail Ballot	0		0		0
Total	470	67.92%	222	32.08%	692
0031935					
Poll Place	46	56.10%	36	43.90%	82
Vote by Mail	284	61.08%	181	38.92%	465
Mail Ballot	0		0		0
Total	330	60.33%	217	39.67%	547
0031950					
Poll Place	61	62.89%	36	37.11%	97
Vote by Mail	226	66.67%	113	33.33%	339
Mail Ballot	0		0		0
Total	287	65.83%	149	34.17%	436
0031953					
Poll Place	59	50.00%	59	50.00%	118
Vote by Mail	442	62.87%	261	37.13%	703
Mail Ballot	0		0		0
Total	501	61.02%	320	38.98%	821
0031960					
Poll Place	54	62.79%	32	37.21%	86
Vote by Mail	470	60.80%	303	39.20%	773
Mail Ballot	0		0		0
Total	524	61.00%	335	39.00%	859

Precinct	Registered Voters
0032170	
Poll Place	932
Vote by Mail	932
Mail Ballot	932
Total	932
0032214	
Poll Place	651
Vote by Mail	651
Mail Ballot	651
Total	651
0032240	
Poll Place	847
Vote by Mail	847
Mail Ballot	847
Total	847
0032310	
Poll Place	1,021
Vote by Mail	1,021
Mail Ballot	1,021
Total	1,021
0032330	
Poll Place	584
Vote by Mail	584
Mail Ballot	584
Total	584
0032340	
Poll Place	596
Vote by Mail	596
Mail Ballot	596
Total	596

Precinct	Yes		No		Total Votes
0032170					
Poll Place	91	75.83%	29	24.17%	120
Vote by Mail	387	66.84%	192	33.16%	579
Mail Ballot	0		0		0
Total	478	68.38%	221	31.62%	699
0032214					
Poll Place	34	66.67%	17	33.33%	51
Vote by Mail	316	75.96%	100	24.04%	416
Mail Ballot	0		0		0
Total	350	74.95%	117	25.05%	467
0032240					
Poll Place	28	65.12%	15	34.88%	43
Vote by Mail	308	67.40%	149	32.60%	457
Mail Ballot	0		0		0
Total	336	67.20%	164	32.80%	500
0032310					
Poll Place	58	76.32%	18	23.68%	76
Vote by Mail	412	69.01%	185	30.99%	597
Mail Ballot	0		0		0
Total	470	69.84%	203	30.16%	673
0032330					
Poll Place	19	70.37%	8	29.63%	27
Vote by Mail	303	70.14%	129	29.86%	432
Mail Ballot	0		0		0
Total	322	70.15%	137	29.85%	459
0032340					
Poll Place	26	70.27%	11	29.73%	37
Vote by Mail	356	77.56%	103	22.44%	459
Mail Ballot	0		0		0
Total	382	77.02%	114	22.98%	496

Precinct	Registered Voters
0032360	
Poll Place	1,173
Vote by Mail	1,173
Mail Ballot	1,173
Total	1,173
0032370	
Poll Place	750
Vote by Mail	750
Mail Ballot	750
Total	750
0032380	
Poll Place	629
Vote by Mail	629
Mail Ballot	629
Total	629
0032441	
Poll Place	1,140
Vote by Mail	1,140
Mail Ballot	1,140
Total	1,140
0032531	
Poll Place	1,320
Vote by Mail	1,320
Mail Ballot	1,320
Total	1,320
0032532	
Poll Place	995
Vote by Mail	995
Mail Ballot	995
Total	995

Precinct	Yes		No		Total Votes
0032360					
Poll Place	42	48.84%	44	51.16%	86
Vote by Mail	310	55.36%	250	44.64%	560
Mail Ballot	0		0		0
Total	352	54.49%	294	45.51%	646
0032370					
Poll Place	46	54.12%	39	45.88%	85
Vote by Mail	190	61.09%	121	38.91%	311
Mail Ballot	0		0		0
Total	236	59.60%	160	40.40%	396
0032380					
Poll Place	19	59.38%	13	40.63%	32
Vote by Mail	298	68.82%	135	31.18%	433
Mail Ballot	0		0		0
Total	317	68.17%	148	31.83%	465
0032441					
Poll Place	74	65.49%	39	34.51%	113
Vote by Mail	379	68.41%	175	31.59%	554
Mail Ballot	0		0		0
Total	453	67.92%	214	32.08%	667
0032531					
Poll Place	60	60.00%	40	40.00%	100
Vote by Mail	335	58.46%	238	41.54%	573
Mail Ballot	0		0		0
Total	395	58.69%	278	41.31%	673
0032532					
Poll Place	58	61.70%	36	38.30%	94
Vote by Mail	229	55.85%	181	44.15%	410
Mail Ballot	0		0		0
Total	287	56.94%	217	43.06%	504

Precinct	Registered Voters
0032640	
Poll Place	1,435
Vote by Mail	1,435
Mail Ballot	1,435
Total	1,435
0032652	
Poll Place	1,415
Vote by Mail	1,415
Mail Ballot	1,415
Total	1,415
0032731	
Poll Place	1,219
Vote by Mail	1,219
Mail Ballot	1,219
Total	1,219
0032732	
Poll Place	307
Vote by Mail	307
Mail Ballot	307
Total	307
0032750	
Poll Place	1,553
Vote by Mail	1,553
Mail Ballot	1,553
Total	1,553
0032751	
Poll Place	830
Vote by Mail	830
Mail Ballot	830
Total	830

Precinct	Yes		No		Total Votes
0032640					
Poll Place	157	79.29%	41	20.71%	198
Vote by Mail	790	77.76%	226	22.24%	1,016
Mail Ballot	0		0		0
Total	947	78.01%	267	21.99%	1,214
0032652					
Poll Place	64	81.01%	15	18.99%	79
Vote by Mail	886	79.32%	231	20.68%	1,117
Mail Ballot	0		0		0
Total	950	79.43%	246	20.57%	1,196
0032731					
Poll Place	101	74.26%	35	25.74%	136
Vote by Mail	521	70.88%	214	29.12%	735
Mail Ballot	0		0		0
Total	622	71.41%	249	28.59%	871
0032732					
Poll Place	34	82.93%	7	17.07%	41
Vote by Mail	171	72.46%	65	27.54%	236
Mail Ballot	0		0		0
Total	205	74.01%	72	25.99%	277
0032750					
Poll Place	101	48.10%	109	51.90%	210
Vote by Mail	459	58.32%	328	41.68%	787
Mail Ballot	0		0		0
Total	560	56.17%	437	43.83%	997
0032751					
Poll Place	61	65.59%	32	34.41%	93
Vote by Mail	254	65.13%	136	34.87%	390
Mail Ballot	0		0		0
Total	315	65.22%	168	34.78%	483

Precinct	Registered Voters
0032762	
Poll Place	763
Vote by Mail	763
Mail Ballot	763
Total	763
0033040	
Poll Place	1,618
Vote by Mail	1,618
Mail Ballot	1,618
Total	1,618
0033042	
Poll Place	1,130
Vote by Mail	1,130
Mail Ballot	1,130
Total	1,130
0033150	
Poll Place	467
Vote by Mail	467
Mail Ballot	467
Total	467
0033161	
Poll Place	370
Vote by Mail	370
Mail Ballot	370
Total	370
0033222	
Poll Place	1,064
Vote by Mail	1,064
Mail Ballot	1,064
Total	1,064

Precinct	Yes		No		Total Votes
0032762					
Poll Place	31	46.97%	35	53.03%	66
Vote by Mail	260	62.20%	158	37.80%	418
Mail Ballot	0		0		0
Total	291	60.12%	193	39.88%	484
0033040					
Poll Place	148	77.08%	44	22.92%	192
Vote by Mail	812	78.00%	229	22.00%	1,041
Mail Ballot	0		0		0
Total	960	77.86%	273	22.14%	1,233
0033042					
Poll Place	80	74.07%	28	25.93%	108
Vote by Mail	570	78.19%	159	21.81%	729
Mail Ballot	0		0		0
Total	650	77.66%	187	22.34%	837
0033150					
Poll Place	39	67.24%	19	32.76%	58
Vote by Mail	228	68.47%	105	31.53%	333
Mail Ballot	0		0		0
Total	267	68.29%	124	31.71%	391
0033161					
Poll Place	25	83.33%	5	16.67%	30
Vote by Mail	143	61.11%	91	38.89%	234
Mail Ballot	0		0		0
Total	168	63.64%	96	36.36%	264
0033222					
Poll Place	48	56.47%	37	43.53%	85
Vote by Mail	268	60.77%	173	39.23%	441
Mail Ballot	0		0		0
Total	316	60.08%	210	39.92%	526

Precinct	Registered Voters
0033492	
Poll Place	956
Vote by Mail	956
Mail Ballot	956
Total	956
0035601	
Poll Place	861
Vote by Mail	861
Mail Ballot	861
Total	861
0035602	
Poll Place	614
Vote by Mail	614
Mail Ballot	614
Total	614
0035603	
Poll Place	881
Vote by Mail	881
Mail Ballot	881
Total	881
0035604	
Poll Place	1,187
Vote by Mail	1,187
Mail Ballot	1,187
Total	1,187
0035624	
Poll Place	458
Vote by Mail	458
Mail Ballot	458
Total	458

Precinct	Yes		No		Total Votes
0033492					
Poll Place	76	61.79%	47	38.21%	123
Vote by Mail	238	57.91%	173	42.09%	411
Mail Ballot	0		0		0
Total	314	58.80%	220	41.20%	534
0035601					
Poll Place	85	86.73%	13	13.27%	98
Vote by Mail	441	72.06%	171	27.94%	612
Mail Ballot	0		0		0
Total	526	74.08%	184	25.92%	710
0035602					
Poll Place	52	67.53%	25	32.47%	77
Vote by Mail	274	66.34%	139	33.66%	413
Mail Ballot	0		0		0
Total	326	66.53%	164	33.47%	490
0035603					
Poll Place	89	76.72%	27	23.28%	116
Vote by Mail	437	73.82%	155	26.18%	592
Mail Ballot	0		0		0
Total	526	74.29%	182	25.71%	708
0035604					
Poll Place	84	80.00%	21	20.00%	105
Vote by Mail	658	75.72%	211	24.28%	869
Mail Ballot	0		0		0
Total	742	76.18%	232	23.82%	974
0035624					
Poll Place	26	65.00%	14	35.00%	40
Vote by Mail	226	73.14%	83	26.86%	309
Mail Ballot	0		0		0
Total	252	72.21%	97	27.79%	349

Precinct	Registered Voters
0035628	
Poll Place	1,817
Vote by Mail	1,817
Mail Ballot	1,817
Total	1,817
0035629	
Poll Place	1,147
Vote by Mail	1,147
Mail Ballot	1,147
Total	1,147
0035631	
Poll Place	1,022
Vote by Mail	1,022
Mail Ballot	1,022
Total	1,022
0035632	
Poll Place	765
Vote by Mail	765
Mail Ballot	765
Total	765
0035633	
Poll Place	858
Vote by Mail	858
Mail Ballot	858
Total	858
0035635	
Poll Place	1,061
Vote by Mail	1,061
Mail Ballot	1,061
Total	1,061

Precinct	Yes		No		Total Votes
0035628					
Poll Place	152	73.08%	56	26.92%	208
Vote by Mail	853	68.85%	386	31.15%	1,239
Mail Ballot	0		0		0
Total	1,005	69.45%	442	30.55%	1,447
0035629					
Poll Place	98	74.24%	34	25.76%	132
Vote by Mail	567	73.92%	200	26.08%	767
Mail Ballot	0		0		0
Total	665	73.97%	234	26.03%	899
0035631					
Poll Place	87	76.32%	27	23.68%	114
Vote by Mail	485	71.01%	198	28.99%	683
Mail Ballot	0		0		0
Total	572	71.77%	225	28.23%	797
0035632					
Poll Place	100	80.00%	25	20.00%	125
Vote by Mail	376	72.87%	140	27.13%	516
Mail Ballot	0		0		0
Total	476	74.26%	165	25.74%	641
0035633					
Poll Place	125	83.89%	24	16.11%	149
Vote by Mail	428	75.09%	142	24.91%	570
Mail Ballot	0		0		0
Total	553	76.91%	166	23.09%	719
0035635					
Poll Place	142	71.72%	56	28.28%	198
Vote by Mail	445	70.52%	186	29.48%	631
Mail Ballot	0		0		0
Total	587	70.81%	242	29.19%	829

Precinct	Registered Voters
0035640	
Poll Place	1,126
Vote by Mail	1,126
Mail Ballot	1,126
Total	1,126
0035658	
Poll Place	1,053
Vote by Mail	1,053
Mail Ballot	1,053
Total	1,053
0035661	
Poll Place	710
Vote by Mail	710
Mail Ballot	710
Total	710
0035675	
Poll Place	1,211
Vote by Mail	1,211
Mail Ballot	1,211
Total	1,211
0035677	
Poll Place	822
Vote by Mail	822
Mail Ballot	822
Total	822
0040401	
Poll Place	541
Vote by Mail	541
Mail Ballot	541
Total	541

Precinct	Yes		No		Total Votes
0035640					
Poll Place	108	73.97%	38	26.03%	146
Vote by Mail	566	71.65%	224	28.35%	790
Mail Ballot	0		0		0
Total	674	72.01%	262	27.99%	936
0035658					
Poll Place	134	79.29%	35	20.71%	169
Vote by Mail	525	73.32%	191	26.68%	716
Mail Ballot	0		0		0
Total	659	74.46%	226	25.54%	885
0035661					
Poll Place	86	78.18%	24	21.82%	110
Vote by Mail	350	74.47%	120	25.53%	470
Mail Ballot	0		0		0
Total	436	75.17%	144	24.83%	580
0035675					
Poll Place	103	83.06%	21	16.94%	124
Vote by Mail	647	73.44%	234	26.56%	881
Mail Ballot	0		0		0
Total	750	74.63%	255	25.37%	1,005
0035677					
Poll Place	35	47.95%	38	52.05%	73
Vote by Mail	246	57.21%	184	42.79%	430
Mail Ballot	0		0		0
Total	281	55.86%	222	44.14%	503
0040401					
Poll Place	21	61.76%	13	38.24%	34
Vote by Mail	310	77.11%	92	22.89%	402
Mail Ballot	0		0		0
Total	331	75.92%	105	24.08%	436

Precinct	Registered Voters
0040405	
Poll Place	1,425
Vote by Mail	1,425
Mail Ballot	1,425
Total	1,425
0040406	
Poll Place	1,059
Vote by Mail	1,059
Mail Ballot	1,059
Total	1,059
0040407	
Poll Place	762
Vote by Mail	762
Mail Ballot	762
Total	762
0040409	
Poll Place	1,153
Vote by Mail	1,153
Mail Ballot	1,153
Total	1,153
0040411	
Poll Place	1,428
Vote by Mail	1,428
Mail Ballot	1,428
Total	1,428
0040414	
Poll Place	1,613
Vote by Mail	1,613
Mail Ballot	1,613
Total	1,613

Precinct	Yes		No		Total Votes
0040405					
Poll Place	131	82.39%	28	17.61%	159
Vote by Mail	837	78.22%	233	21.78%	1,070
Mail Ballot	0		0		0
Total	968	78.76%	261	21.24%	1,229
0040406					
Poll Place	66	67.35%	32	32.65%	98
Vote by Mail	504	68.66%	230	31.34%	734
Mail Ballot	0		0		0
Total	570	68.51%	262	31.49%	832
0040407					
Poll Place	52	74.29%	18	25.71%	70
Vote by Mail	353	72.19%	136	27.81%	489
Mail Ballot	0		0		0
Total	405	72.45%	154	27.55%	559
0040409					
Poll Place	98	75.97%	31	24.03%	129
Vote by Mail	522	70.73%	216	29.27%	738
Mail Ballot	0		0		0
Total	620	71.51%	247	28.49%	867
0040411					
Poll Place	89	74.79%	30	25.21%	119
Vote by Mail	511	63.32%	296	36.68%	807
Mail Ballot	0		0		0
Total	600	64.79%	326	35.21%	926
0040414					
Poll Place	79	60.77%	51	39.23%	130
Vote by Mail	552	63.30%	320	36.70%	872
Mail Ballot	0		0		0
Total	631	62.97%	371	37.03%	1,002

Precinct	Registered Voters
0040415	
Poll Place	1,659
Vote by Mail	1,659
Mail Ballot	1,659
Total	1,659
0040419	
Poll Place	1,293
Vote by Mail	1,293
Mail Ballot	1,293
Total	1,293
0040421	
Poll Place	995
Vote by Mail	995
Mail Ballot	995
Total	995
0040424	
Poll Place	1,153
Vote by Mail	1,153
Mail Ballot	1,153
Total	1,153
0040428	
Poll Place	955
Vote by Mail	955
Mail Ballot	955
Total	955
0040429	
Poll Place	1,391
Vote by Mail	1,391
Mail Ballot	1,391
Total	1,391

Precinct	Yes		No		Total Votes
0040415					
Poll Place	102	76.12%	32	23.88%	134
Vote by Mail	914	73.71%	326	26.29%	1,240
Mail Ballot	0		0		0
Total	1,016	73.94%	358	26.06%	1,374
0040419					
Poll Place	97	80.17%	24	19.83%	121
Vote by Mail	702	76.30%	218	23.70%	920
Mail Ballot	0		0		0
Total	799	76.75%	242	23.25%	1,041
0040421					
Poll Place	68	73.12%	25	26.88%	93
Vote by Mail	488	68.44%	225	31.56%	713
Mail Ballot	0		0		0
Total	556	68.98%	250	31.02%	806
0040424					
Poll Place	69	60.53%	45	39.47%	114
Vote by Mail	382	62.11%	233	37.89%	615
Mail Ballot	0		0		0
Total	451	61.87%	278	38.13%	729
0040428					
Poll Place	44	57.14%	33	42.86%	77
Vote by Mail	343	67.25%	167	32.75%	510
Mail Ballot	0		0		0
Total	387	65.93%	200	34.07%	587
0040429					
Poll Place	143	78.57%	39	21.43%	182
Vote by Mail	692	72.31%	265	27.69%	957
Mail Ballot	0		0		0
Total	835	73.31%	304	26.69%	1,139

Precinct	Registered Voters
0040430	
Poll Place	1,652
Vote by Mail	1,652
Mail Ballot	1,652
Total	1,652
0040432	
Poll Place	738
Vote by Mail	738
Mail Ballot	738
Total	738
0040433	
Poll Place	1,085
Vote by Mail	1,085
Mail Ballot	1,085
Total	1,085
0040435	
Poll Place	1,334
Vote by Mail	1,334
Mail Ballot	1,334
Total	1,334
0040436	
Poll Place	840
Vote by Mail	840
Mail Ballot	840
Total	840
0040440	
Poll Place	991
Vote by Mail	991
Mail Ballot	991
Total	991

Precinct	Yes		No		Total Votes
0040430					
Poll Place	94	70.15%	40	29.85%	134
Vote by Mail	797	72.32%	305	27.68%	1,102
Mail Ballot	0		0		0
Total	891	72.09%	345	27.91%	1,236
0040432					
Poll Place	88	82.24%	19	17.76%	107
Vote by Mail	393	74.71%	133	25.29%	526
Mail Ballot	0		0		0
Total	481	75.99%	152	24.01%	633
0040433					
Poll Place	122	83.56%	24	16.44%	146
Vote by Mail	513	72.36%	196	27.64%	709
Mail Ballot	0		0		0
Total	635	74.27%	220	25.73%	855
0040435					
Poll Place	74	66.67%	37	33.33%	111
Vote by Mail	762	74.27%	264	25.73%	1,026
Mail Ballot	0		0		0
Total	836	73.53%	301	26.47%	1,137
0040436					
Poll Place	92	71.32%	37	28.68%	129
Vote by Mail	403	74.08%	141	25.92%	544
Mail Ballot	0		0		0
Total	495	73.55%	178	26.45%	673
0040440					
Poll Place	87	82.08%	19	17.92%	106
Vote by Mail	442	64.53%	243	35.47%	685
Mail Ballot	0		0		0
Total	529	66.88%	262	33.12%	791

Precinct	Registered Voters
0040441	
Poll Place	1,404
Vote by Mail	1,404
Mail Ballot	1,404
Total	1,404
0040442	
Poll Place	901
Vote by Mail	901
Mail Ballot	901
Total	901
0040443	
Poll Place	703
Vote by Mail	703
Mail Ballot	703
Total	703
0040444	
Poll Place	702
Vote by Mail	702
Mail Ballot	702
Total	702
0040447	
Poll Place	1,022
Vote by Mail	1,022
Mail Ballot	1,022
Total	1,022
0040454	
Poll Place	992
Vote by Mail	992
Mail Ballot	992
Total	992

Precinct	Yes		No		Total Votes
0040441					
Poll Place	51	76.12%	16	23.88%	67
Vote by Mail	964	79.74%	245	20.26%	1,209
Mail Ballot	0		0		0
Total	1,015	79.55%	261	20.45%	1,276
0040442					
Poll Place	48	67.61%	23	32.39%	71
Vote by Mail	442	69.06%	198	30.94%	640
Mail Ballot	0		0		0
Total	490	68.92%	221	31.08%	711
0040443					
Poll Place	46	73.02%	17	26.98%	63
Vote by Mail	319	67.73%	152	32.27%	471
Mail Ballot	0		0		0
Total	365	68.35%	169	31.65%	534
0040444					
Poll Place	36	69.23%	16	30.77%	52
Vote by Mail	312	72.06%	121	27.94%	433
Mail Ballot	0		0		0
Total	348	71.75%	137	28.25%	485
0040447					
Poll Place	42	72.41%	16	27.59%	58
Vote by Mail	478	66.48%	241	33.52%	719
Mail Ballot	0		0		0
Total	520	66.92%	257	33.08%	777
0040454					
Poll Place	65	73.86%	23	26.14%	88
Vote by Mail	435	65.71%	227	34.29%	662
Mail Ballot	0		0		0
Total	500	66.67%	250	33.33%	750

Precinct	Registered Voters
0040455	
Poll Place	2,039
Vote by Mail	2,039
Mail Ballot	2,039
Total	2,039
0040460	
Poll Place	960
Vote by Mail	960
Mail Ballot	960
Total	960
0040461	
Poll Place	1,495
Vote by Mail	1,495
Mail Ballot	1,495
Total	1,495
0040462	
Poll Place	1,455
Vote by Mail	1,455
Mail Ballot	1,455
Total	1,455
0040463	
Poll Place	971
Vote by Mail	971
Mail Ballot	971
Total	971
0040464	
Poll Place	1,231
Vote by Mail	1,231
Mail Ballot	1,231
Total	1,231

Precinct	Yes		No		Total Votes
0040455					
Poll Place	203	75.46%	66	24.54%	269
Vote by Mail	1,091	75.92%	346	24.08%	1,437
Mail Ballot	0		0		0
Total	1,294	75.85%	412	24.15%	1,706
0040460					
Poll Place	76	75.25%	25	24.75%	101
Vote by Mail	485	71.85%	190	28.15%	675
Mail Ballot	0		0		0
Total	561	72.29%	215	27.71%	776
0040461					
Poll Place	127	84.11%	24	15.89%	151
Vote by Mail	869	77.66%	250	22.34%	1,119
Mail Ballot	0		0		0
Total	996	78.43%	274	21.57%	1,270
0040462					
Poll Place	78	78.00%	22	22.00%	100
Vote by Mail	779	70.24%	330	29.76%	1,109
Mail Ballot	0		0		0
Total	857	70.89%	352	29.11%	1,209
0040463					
Poll Place	87	66.41%	44	33.59%	131
Vote by Mail	426	65.34%	226	34.66%	652
Mail Ballot	0		0		0
Total	513	65.52%	270	34.48%	783
0040464					
Poll Place	92	60.53%	60	39.47%	152
Vote by Mail	519	65.37%	275	34.63%	794
Mail Ballot	0		0		0
Total	611	64.59%	335	35.41%	946

Precinct	Registered Voters
0040466	
Poll Place	1,332
Vote by Mail	1,332
Mail Ballot	1,332
Total	1,332
0040469	
Poll Place	929
Vote by Mail	929
Mail Ballot	929
Total	929
0040470	
Poll Place	1,081
Vote by Mail	1,081
Mail Ballot	1,081
Total	1,081
0040471	
Poll Place	1,591
Vote by Mail	1,591
Mail Ballot	1,591
Total	1,591
0040475	
Poll Place	1,090
Vote by Mail	1,090
Mail Ballot	1,090
Total	1,090
0040480	
Poll Place	1,194
Vote by Mail	1,194
Mail Ballot	1,194
Total	1,194

Precinct	Yes		No		Total Votes
0040466					
Poll Place	128	82.05%	28	17.95%	156
Vote by Mail	690	75.25%	227	24.75%	917
Mail Ballot	0		0		0
Total	818	76.23%	255	23.77%	1,073
0040469					
Poll Place	106	68.83%	48	31.17%	154
Vote by Mail	328	63.32%	190	36.68%	518
Mail Ballot	0		0		0
Total	434	64.58%	238	35.42%	672
0040470					
Poll Place	70	63.64%	40	36.36%	110
Vote by Mail	452	66.18%	231	33.82%	683
Mail Ballot	0		0		0
Total	522	65.83%	271	34.17%	793
0040471					
Poll Place	116	67.05%	57	32.95%	173
Vote by Mail	582	59.15%	402	40.85%	984
Mail Ballot	0		0		0
Total	698	60.33%	459	39.67%	1,157
0040475					
Poll Place	74	74.75%	25	25.25%	99
Vote by Mail	492	67.86%	233	32.14%	725
Mail Ballot	0		0		0
Total	566	68.69%	258	31.31%	824
0040480					
Poll Place	79	81.44%	18	18.56%	97
Vote by Mail	617	69.95%	265	30.05%	882
Mail Ballot	0		0		0
Total	696	71.09%	283	28.91%	979

Precinct	Registered Voters
0040494	
Poll Place	979
Vote by Mail	979
Mail Ballot	979
Total	979
0040495	
Poll Place	1,789
Vote by Mail	1,789
Mail Ballot	1,789
Total	1,789
0040496	
Poll Place	1,396
Vote by Mail	1,396
Mail Ballot	1,396
Total	1,396
0040497	
Poll Place	885
Vote by Mail	885
Mail Ballot	885
Total	885
0041240	
Poll Place	368
Vote by Mail	368
Mail Ballot	368
Total	368
0041780	
Poll Place	1,346
Vote by Mail	1,346
Mail Ballot	1,346
Total	1,346

Precinct	Yes		No		Total Votes
0040494					
Poll Place	45	73.77%	16	26.23%	61
Vote by Mail	513	69.89%	221	30.11%	734
Mail Ballot	0		0		0
Total	558	70.19%	237	29.81%	795
0040495					
Poll Place	77	73.33%	28	26.67%	105
Vote by Mail	920	68.00%	433	32.00%	1,353
Mail Ballot	0		0		0
Total	997	68.38%	461	31.62%	1,458
0040496					
Poll Place	134	76.14%	42	23.86%	176
Vote by Mail	777	75.07%	258	24.93%	1,035
Mail Ballot	0		0		0
Total	911	75.23%	300	24.77%	1,211
0040497					
Poll Place	77	73.33%	28	26.67%	105
Vote by Mail	380	66.78%	189	33.22%	569
Mail Ballot	0		0		0
Total	457	67.80%	217	32.20%	674
0041240					
Poll Place	54	62.07%	33	37.93%	87
Vote by Mail	104	59.09%	72	40.91%	176
Mail Ballot	0		0		0
Total	158	60.08%	105	39.92%	263
0041780					
Poll Place	164	63.57%	94	36.43%	258
Vote by Mail	474	67.52%	228	32.48%	702
Mail Ballot	0		0		0
Total	638	66.46%	322	33.54%	960

Precinct	Registered Voters
0041820	
Poll Place	1,420
Vote by Mail	1,420
Mail Ballot	1,420
Total	1,420
0041910	
Poll Place	628
Vote by Mail	628
Mail Ballot	628
Total	628
0041913	
Poll Place	1,937
Vote by Mail	1,937
Mail Ballot	1,937
Total	1,937
0041915	
Poll Place	1,594
Vote by Mail	1,594
Mail Ballot	1,594
Total	1,594
0042218	
Poll Place	847
Vote by Mail	847
Mail Ballot	847
Total	847
0042261	
Poll Place	372
Vote by Mail	372
Mail Ballot	372
Total	372

Precinct	Yes		No		Total Votes
0041820					
Poll Place	155	68.28%	72	31.72%	227
Vote by Mail	551	62.61%	329	37.39%	880
Mail Ballot	0		0		0
Total	706	63.78%	401	36.22%	1,107
0041910					
Poll Place	46	67.65%	22	32.35%	68
Vote by Mail	355	80.87%	84	19.13%	439
Mail Ballot	0		0		0
Total	401	79.09%	106	20.91%	507
0041913					
Poll Place	159	82.38%	34	17.62%	193
Vote by Mail	1,161	78.77%	313	21.23%	1,474
Mail Ballot	0		0		0
Total	1,320	79.18%	347	20.82%	1,667
0041915					
Poll Place	130	80.75%	31	19.25%	161
Vote by Mail	963	81.27%	222	18.73%	1,185
Mail Ballot	0		0		0
Total	1,093	81.20%	253	18.80%	1,346
0042218					
Poll Place	113	71.97%	44	28.03%	157
Vote by Mail	296	66.97%	146	33.03%	442
Mail Ballot	0		0		0
Total	409	68.28%	190	31.72%	599
0042261					
Poll Place	27	50.94%	26	49.06%	53
Vote by Mail	111	56.06%	87	43.94%	198
Mail Ballot	0		0		0
Total	138	54.98%	113	45.02%	251

Precinct	Registered Voters
0042390	
Poll Place	485
Vote by Mail	485
Mail Ballot	485
Total	485
0042630	
Poll Place	647
Vote by Mail	647
Mail Ballot	647
Total	647
0042842	
Poll Place	1,330
Vote by Mail	1,330
Mail Ballot	1,330
Total	1,330
0042845	
Poll Place	1,159
Vote by Mail	1,159
Mail Ballot	1,159
Total	1,159
0043043	
Poll Place	1,329
Vote by Mail	1,329
Mail Ballot	1,329
Total	1,329
0043048	
Poll Place	1,084
Vote by Mail	1,084
Mail Ballot	1,084
Total	1,084

Precinct	Yes		No		Total Votes
0042390					
Poll Place	60	67.42%	29	32.58%	89
Vote by Mail	187	65.85%	97	34.15%	284
Mail Ballot	0		0		0
Total	247	66.22%	126	33.78%	373
0042630					
Poll Place	78	70.91%	32	29.09%	110
Vote by Mail	283	73.70%	101	26.30%	384
Mail Ballot	0		0		0
Total	361	73.08%	133	26.92%	494
0042842					
Poll Place	131	70.81%	54	29.19%	185
Vote by Mail	574	61.39%	361	38.61%	935
Mail Ballot	0		0		0
Total	705	62.95%	415	37.05%	1,120
0042845					
Poll Place	172	73.82%	61	26.18%	233
Vote by Mail	481	66.71%	240	33.29%	721
Mail Ballot	0		0		0
Total	653	68.45%	301	31.55%	954
0043043					
Poll Place	117	82.98%	24	17.02%	141
Vote by Mail	833	81.51%	189	18.49%	1,022
Mail Ballot	0		0		0
Total	950	81.69%	213	18.31%	1,163
0043048					
Poll Place	111	80.43%	27	19.57%	138
Vote by Mail	543	76.05%	171	23.95%	714
Mail Ballot	0		0		0
Total	654	76.76%	198	23.24%	852

Precinct	Registered Voters
0043050	
Poll Place	1,195
Vote by Mail	1,195
Mail Ballot	1,195
Total	1,195
0043051	
Poll Place	620
Vote by Mail	620
Mail Ballot	620
Total	620
0043052	
Poll Place	903
Vote by Mail	903
Mail Ballot	903
Total	903
0043053	
Poll Place	1,228
Vote by Mail	1,228
Mail Ballot	1,228
Total	1,228
0043055	
Poll Place	1,018
Vote by Mail	1,018
Mail Ballot	1,018
Total	1,018
0043059	
Poll Place	1,336
Vote by Mail	1,336
Mail Ballot	1,336
Total	1,336

Precinct	Yes		No		Total Votes
0043050					
Poll Place	123	80.92%	29	19.08%	152
Vote by Mail	652	78.55%	178	21.45%	830
Mail Ballot	0		0		0
Total	775	78.92%	207	21.08%	982
0043051					
Poll Place	33	82.50%	7	17.50%	40
Vote by Mail	391	76.97%	117	23.03%	508
Mail Ballot	0		0		0
Total	424	77.37%	124	22.63%	548
0043052					
Poll Place	88	84.62%	16	15.38%	104
Vote by Mail	510	77.74%	146	22.26%	656
Mail Ballot	0		0		0
Total	598	78.68%	162	21.32%	760
0043053					
Poll Place	128	81.53%	29	18.47%	157
Vote by Mail	690	78.23%	192	21.77%	882
Mail Ballot	0		0		0
Total	818	78.73%	221	21.27%	1,039
0043055					
Poll Place	66	89.19%	8	10.81%	74
Vote by Mail	663	82.26%	143	17.74%	806
Mail Ballot	0		0		0
Total	729	82.84%	151	17.16%	880
0043059					
Poll Place	113	83.70%	22	16.30%	135
Vote by Mail	836	82.45%	178	17.55%	1,014
Mail Ballot	0		0		0
Total	949	82.59%	200	17.41%	1,149

Precinct	Registered Voters
0043170	
Poll Place	1,402
Vote by Mail	1,402
Mail Ballot	1,402
Total	1,402
0043290	
Poll Place	488
Vote by Mail	488
Mail Ballot	488
Total	488
0043310	
Poll Place	724
Vote by Mail	724
Mail Ballot	724
Total	724
0043320	
Poll Place	1,647
Vote by Mail	1,647
Mail Ballot	1,647
Total	1,647
0043340	
Poll Place	1,002
Vote by Mail	1,002
Mail Ballot	1,002
Total	1,002
0043510	
Poll Place	877
Vote by Mail	877
Mail Ballot	877
Total	877

Precinct	Yes		No		Total Votes
0043170					
Poll Place	88	69.29%	39	30.71%	127
Vote by Mail	499	67.89%	236	32.11%	735
Mail Ballot	0		0		0
Total	587	68.10%	275	31.90%	862
0043290					
Poll Place	56	91.80%	5	8.20%	61
Vote by Mail	321	87.95%	44	12.05%	365
Mail Ballot	0		0		0
Total	377	88.50%	49	11.50%	426
0043310					
Poll Place	57	57.58%	42	42.42%	99
Vote by Mail	238	72.34%	91	27.66%	329
Mail Ballot	0		0		0
Total	295	68.93%	133	31.07%	428
0043320					
Poll Place	153	76.12%	48	23.88%	201
Vote by Mail	847	76.03%	267	23.97%	1,114
Mail Ballot	0		0		0
Total	1,000	76.05%	315	23.95%	1,315
0043340					
Poll Place	123	68.72%	56	31.28%	179
Vote by Mail	410	74.82%	138	25.18%	548
Mail Ballot	0		0		0
Total	533	73.31%	194	26.69%	727
0043510					
Poll Place	77	57.04%	58	42.96%	135
Vote by Mail	278	59.53%	189	40.47%	467
Mail Ballot	0		0		0
Total	355	58.97%	247	41.03%	602

Precinct	Registered Voters
0043520	
Poll Place	808
Vote by Mail	808
Mail Ballot	808
Total	808
0043540	
Poll Place	994
Vote by Mail	994
Mail Ballot	994
Total	994
0043567	
Poll Place	1,459
Vote by Mail	1,459
Mail Ballot	1,459
Total	1,459
0043568	
Poll Place	1,533
Vote by Mail	1,533
Mail Ballot	1,533
Total	1,533
0043570	
Poll Place	810
Vote by Mail	810
Mail Ballot	810
Total	810
0043572	
Poll Place	887
Vote by Mail	887
Mail Ballot	887
Total	887

Precinct	Yes		No		Total Votes
0043520					
Poll Place	50	65.79%	26	34.21%	76
Vote by Mail	206	55.68%	164	44.32%	370
Mail Ballot	0		0		0
Total	256	57.40%	190	42.60%	446
0043540					
Poll Place	42	64.62%	23	35.38%	65
Vote by Mail	409	61.88%	252	38.12%	661
Mail Ballot	0		0		0
Total	451	62.12%	275	37.88%	726
0043567					
Poll Place	74	59.68%	50	40.32%	124
Vote by Mail	449	56.69%	343	43.31%	792
Mail Ballot	0		0		0
Total	523	57.10%	393	42.90%	916
0043568					
Poll Place	67	55.83%	53	44.17%	120
Vote by Mail	436	55.05%	356	44.95%	792
Mail Ballot	0		0		0
Total	503	55.15%	409	44.85%	912
0043570					
Poll Place	49	66.22%	25	33.78%	74
Vote by Mail	265	59.28%	182	40.72%	447
Mail Ballot	0		0		0
Total	314	60.27%	207	39.73%	521
0043572					
Poll Place	52	59.09%	36	40.91%	88
Vote by Mail	241	55.28%	195	44.72%	436
Mail Ballot	0		0		0
Total	293	55.92%	231	44.08%	524

Precinct	Registered Voters
0044103	
Poll Place	1,095
Vote by Mail	1,095
Mail Ballot	1,095
Total	1,095
0044104	
Poll Place	1,669
Vote by Mail	1,669
Mail Ballot	1,669
Total	1,669
0044105	
Poll Place	1,097
Vote by Mail	1,097
Mail Ballot	1,097
Total	1,097
0044106	
Poll Place	1,303
Vote by Mail	1,303
Mail Ballot	1,303
Total	1,303
0044107	
Poll Place	1,405
Vote by Mail	1,405
Mail Ballot	1,405
Total	1,405
0044112	
Poll Place	1,010
Vote by Mail	1,010
Mail Ballot	1,010
Total	1,010

Precinct	Yes		No		Total Votes
0044103					
Poll Place	80	82.47%	17	17.53%	97
Vote by Mail	721	83.74%	140	16.26%	861
Mail Ballot	0		0		0
Total	801	83.61%	157	16.39%	958
0044104					
Poll Place	70	69.31%	31	30.69%	101
Vote by Mail	756	65.85%	392	34.15%	1,148
Mail Ballot	0		0		0
Total	826	66.13%	423	33.87%	1,249
0044105					
Poll Place	72	82.76%	15	17.24%	87
Vote by Mail	439	62.54%	263	37.46%	702
Mail Ballot	0		0		0
Total	511	64.77%	278	35.23%	789
0044106					
Poll Place	66	69.47%	29	30.53%	95
Vote by Mail	561	63.61%	321	36.39%	882
Mail Ballot	0		0		0
Total	627	64.18%	350	35.82%	977
0044107					
Poll Place	52	81.25%	12	18.75%	64
Vote by Mail	805	71.75%	317	28.25%	1,122
Mail Ballot	0		0		0
Total	857	72.26%	329	27.74%	1,186
0044112					
Poll Place	74	78.72%	20	21.28%	94
Vote by Mail	590	78.98%	157	21.02%	747
Mail Ballot	0		0		0
Total	664	78.95%	177	21.05%	841

Precinct	Registered Voters
0044113	
Poll Place	803
Vote by Mail	803
Mail Ballot	803
Total	803
0050020	
Poll Place	1,131
Vote by Mail	1,131
Mail Ballot	1,131
Total	1,131
0050180	
Poll Place	1,094
Vote by Mail	1,094
Mail Ballot	1,094
Total	1,094
0050190	
Poll Place	1,444
Vote by Mail	1,444
Mail Ballot	1,444
Total	1,444
0050200	
Poll Place	1,155
Vote by Mail	1,155
Mail Ballot	1,155
Total	1,155
0050211	
Poll Place	1,674
Vote by Mail	1,674
Mail Ballot	1,674
Total	1,674

Precinct	Yes		No		Total Votes
0044113					
Poll Place	66	73.33%	24	26.67%	90
Vote by Mail	392	71.79%	154	28.21%	546
Mail Ballot	0		0		0
Total	458	72.01%	178	27.99%	636
0050020					
Poll Place	72	59.02%	50	40.98%	122
Vote by Mail	266	57.58%	196	42.42%	462
Mail Ballot	0		0		0
Total	338	57.88%	246	42.12%	584
0050180					
Poll Place	39	44.83%	48	55.17%	87
Vote by Mail	294	52.04%	271	47.96%	565
Mail Ballot	0		0		0
Total	333	51.07%	319	48.93%	652
0050190					
Poll Place	60	48.39%	64	51.61%	124
Vote by Mail	319	47.68%	350	52.32%	669
Mail Ballot	0		0		0
Total	379	47.79%	414	52.21%	793
0050200					
Poll Place	49	49.49%	50	50.51%	99
Vote by Mail	263	49.91%	264	50.09%	527
Mail Ballot	0		0		0
Total	312	49.84%	314	50.16%	626
0050211					
Poll Place	76	48.41%	81	51.59%	157
Vote by Mail	414	46.15%	483	53.85%	897
Mail Ballot	0		0		0
Total	490	46.49%	564	53.51%	1,054

Precinct	Registered Voters
0050501	
Poll Place	487
Vote by Mail	487
Mail Ballot	487
Total	487
0050503	
Poll Place	614
Vote by Mail	614
Mail Ballot	614
Total	614
0050505	
Poll Place	691
Vote by Mail	691
Mail Ballot	691
Total	691
0050506	
Poll Place	952
Vote by Mail	952
Mail Ballot	952
Total	952
0050507	
Poll Place	1,131
Vote by Mail	1,131
Mail Ballot	1,131
Total	1,131
0050509	
Poll Place	1,560
Vote by Mail	1,560
Mail Ballot	1,560
Total	1,560

Precinct	Yes		No		Total Votes
0050501					
Poll Place	17	56.67%	13	43.33%	30
Vote by Mail	96	60.38%	63	39.62%	159
Mail Ballot	0		0		0
Total	113	59.79%	76	40.21%	189
0050503					
Poll Place	18	72.00%	7	28.00%	25
Vote by Mail	161	60.53%	105	39.47%	266
Mail Ballot	0		0		0
Total	179	61.51%	112	38.49%	291
0050505					
Poll Place	31	67.39%	15	32.61%	46
Vote by Mail	195	57.02%	147	42.98%	342
Mail Ballot	0		0		0
Total	226	58.25%	162	41.75%	388
0050506					
Poll Place	30	68.18%	14	31.82%	44
Vote by Mail	156	51.49%	147	48.51%	303
Mail Ballot	0		0		0
Total	186	53.60%	161	46.40%	347
0050507					
Poll Place	24	61.54%	15	38.46%	39
Vote by Mail	245	58.75%	172	41.25%	417
Mail Ballot	0		0		0
Total	269	58.99%	187	41.01%	456
0050509					
Poll Place	77	59.23%	53	40.77%	130
Vote by Mail	355	61.21%	225	38.79%	580
Mail Ballot	0		0		0
Total	432	60.85%	278	39.15%	710

Precinct	Registered Voters
0050511	
Poll Place	1,636
Vote by Mail	1,636
Mail Ballot	1,636
Total	1,636
0050514	
Poll Place	1,259
Vote by Mail	1,259
Mail Ballot	1,259
Total	1,259
0050517	
Poll Place	1,091
Vote by Mail	1,091
Mail Ballot	1,091
Total	1,091
0050518	
Poll Place	384
Vote by Mail	384
Mail Ballot	384
Total	384
0050519	
Poll Place	1,525
Vote by Mail	1,525
Mail Ballot	1,525
Total	1,525
0050523	
Poll Place	682
Vote by Mail	682
Mail Ballot	682
Total	682

Precinct	Yes		No		Total Votes
0050511					
Poll Place	38	59.38%	26	40.63%	64
Vote by Mail	282	50.99%	271	49.01%	553
Mail Ballot	0		0		0
Total	320	51.86%	297	48.14%	617
0050514					
Poll Place	52	56.52%	40	43.48%	92
Vote by Mail	356	60.24%	235	39.76%	591
Mail Ballot	0		0		0
Total	408	59.74%	275	40.26%	683
0050517					
Poll Place	94	70.68%	39	29.32%	133
Vote by Mail	470	64.74%	256	35.26%	726
Mail Ballot	0		0		0
Total	564	65.66%	295	34.34%	859
0050518					
Poll Place	16	64.00%	9	36.00%	25
Vote by Mail	137	61.99%	84	38.01%	221
Mail Ballot	0		0		0
Total	153	62.20%	93	37.80%	246
0050519					
Poll Place	117	78.00%	33	22.00%	150
Vote by Mail	736	68.79%	334	31.21%	1,070
Mail Ballot	0		0		0
Total	853	69.92%	367	30.08%	1,220
0050523					
Poll Place	20	64.52%	11	35.48%	31
Vote by Mail	272	63.85%	154	36.15%	426
Mail Ballot	0		0		0
Total	292	63.89%	165	36.11%	457

Precinct	Registered Voters
0050524	
Poll Place	1,571
Vote by Mail	1,571
Mail Ballot	1,571
Total	1,571
0050532	
Poll Place	1,302
Vote by Mail	1,302
Mail Ballot	1,302
Total	1,302
0050536	
Poll Place	489
Vote by Mail	489
Mail Ballot	489
Total	489
0050538	
Poll Place	702
Vote by Mail	702
Mail Ballot	702
Total	702
0050541	
Poll Place	1,081
Vote by Mail	1,081
Mail Ballot	1,081
Total	1,081
0050543	
Poll Place	352
Vote by Mail	352
Mail Ballot	352
Total	352

Precinct	Yes		No		Total Votes
0050524					
Poll Place	58	59.79%	39	40.21%	97
Vote by Mail	433	59.81%	291	40.19%	724
Mail Ballot	0		0		0
Total	491	59.81%	330	40.19%	821
0050532					
Poll Place	22	48.89%	23	51.11%	45
Vote by Mail	313	59.62%	212	40.38%	525
Mail Ballot	0		0		0
Total	335	58.77%	235	41.23%	570
0050536					
Poll Place	19	54.29%	16	45.71%	35
Vote by Mail	165	58.72%	116	41.28%	281
Mail Ballot	0		0		0
Total	184	58.23%	132	41.77%	316
0050538					
Poll Place	47	61.84%	29	38.16%	76
Vote by Mail	209	55.44%	168	44.56%	377
Mail Ballot	0		0		0
Total	256	56.51%	197	43.49%	453
0050541					
Poll Place	18	47.37%	20	52.63%	38
Vote by Mail	290	55.66%	231	44.34%	521
Mail Ballot	0		0		0
Total	308	55.10%	251	44.90%	559
0050543					
Poll Place	12	57.14%	9	42.86%	21
Vote by Mail	102	56.67%	78	43.33%	180
Mail Ballot	0		0		0
Total	114	56.72%	87	43.28%	201

Precinct	Registered Voters
0050545	
Poll Place	1,364
Vote by Mail	1,364
Mail Ballot	1,364
Total	1,364
0050548	
Poll Place	1,202
Vote by Mail	1,202
Mail Ballot	1,202
Total	1,202
0050552	
Poll Place	911
Vote by Mail	911
Mail Ballot	911
Total	911
0050560	
Poll Place	900
Vote by Mail	900
Mail Ballot	900
Total	900
0050576	
Poll Place	1,621
Vote by Mail	1,621
Mail Ballot	1,621
Total	1,621
0050590	
Poll Place	521
Vote by Mail	521
Mail Ballot	521
Total	521

Precinct	Yes		No		Total Votes
0050545					
Poll Place	62	65.96%	32	34.04%	94
Vote by Mail	435	57.62%	320	42.38%	755
Mail Ballot	0		0		0
Total	497	58.54%	352	41.46%	849
0050548					
Poll Place	43	53.09%	38	46.91%	81
Vote by Mail	329	59.60%	223	40.40%	552
Mail Ballot	0		0		0
Total	372	58.77%	261	41.23%	633
0050552					
Poll Place	46	63.01%	27	36.99%	73
Vote by Mail	246	54.07%	209	45.93%	455
Mail Ballot	0		0		0
Total	292	55.30%	236	44.70%	528
0050560					
Poll Place	30	57.69%	22	42.31%	52
Vote by Mail	207	59.14%	143	40.86%	350
Mail Ballot	0		0		0
Total	237	58.96%	165	41.04%	402
0050576					
Poll Place	57	61.29%	36	38.71%	93
Vote by Mail	520	56.77%	396	43.23%	916
Mail Ballot	0		0		0
Total	577	57.19%	432	42.81%	1,009
0050590					
Poll Place	17	48.57%	18	51.43%	35
Vote by Mail	107	51.20%	102	48.80%	209
Mail Ballot	0		0		0
Total	124	50.82%	120	49.18%	244

Precinct	Registered Voters
0050731	
Poll Place	1,136
Vote by Mail	1,136
Mail Ballot	1,136
Total	1,136
0050741	
Poll Place	1,124
Vote by Mail	1,124
Mail Ballot	1,124
Total	1,124
0050742	
Poll Place	1,083
Vote by Mail	1,083
Mail Ballot	1,083
Total	1,083
0050750	
Poll Place	785
Vote by Mail	785
Mail Ballot	785
Total	785
0050751	
Poll Place	422
Vote by Mail	422
Mail Ballot	422
Total	422
0050752	
Poll Place	1,382
Vote by Mail	1,382
Mail Ballot	1,382
Total	1,382

Precinct	Yes		No		Total Votes
0050731					
Poll Place	32	50.00%	32	50.00%	64
Vote by Mail	322	59.74%	217	40.26%	539
Mail Ballot	0		0		0
Total	354	58.71%	249	41.29%	603
0050741					
Poll Place	31	53.45%	27	46.55%	58
Vote by Mail	355	61.00%	227	39.00%	582
Mail Ballot	0		0		0
Total	386	60.31%	254	39.69%	640
0050742					
Poll Place	47	50.54%	46	49.46%	93
Vote by Mail	297	57.89%	216	42.11%	513
Mail Ballot	0		0		0
Total	344	56.77%	262	43.23%	606
0050750					
Poll Place	47	59.49%	32	40.51%	79
Vote by Mail	264	61.83%	163	38.17%	427
Mail Ballot	0		0		0
Total	311	61.46%	195	38.54%	506
0050751					
Poll Place	25	58.14%	18	41.86%	43
Vote by Mail	136	65.07%	73	34.93%	209
Mail Ballot	0		0		0
Total	161	63.89%	91	36.11%	252
0050752					
Poll Place	138	71.13%	56	28.87%	194
Vote by Mail	495	62.98%	291	37.02%	786
Mail Ballot	0		0		0
Total	633	64.59%	347	35.41%	980

Precinct	Registered Voters
0050765	
Poll Place	1,244
Vote by Mail	1,244
Mail Ballot	1,244
Total	1,244
0051180	
Poll Place	982
Vote by Mail	982
Mail Ballot	982
Total	982
0051227	
Poll Place	662
Vote by Mail	662
Mail Ballot	662
Total	662
0051228	
Poll Place	687
Vote by Mail	687
Mail Ballot	687
Total	687
0051310	
Poll Place	476
Vote by Mail	476
Mail Ballot	476
Total	476
0051313	
Poll Place	277
Vote by Mail	277
Mail Ballot	277
Total	277

Precinct	Yes		No		Total Votes
0050765					
Poll Place	58	61.70%	36	38.30%	94
Vote by Mail	475	62.75%	282	37.25%	757
Mail Ballot	0		0		0
Total	533	62.63%	318	37.37%	851
0051180					
Poll Place	48	62.34%	29	37.66%	77
Vote by Mail	233	63.66%	133	36.34%	366
Mail Ballot	0		0		0
Total	281	63.43%	162	36.57%	443
0051227					
Poll Place	56	66.67%	28	33.33%	84
Vote by Mail	298	70.95%	122	29.05%	420
Mail Ballot	0		0		0
Total	354	70.24%	150	29.76%	504
0051228					
Poll Place	43	60.56%	28	39.44%	71
Vote by Mail	222	59.52%	151	40.48%	373
Mail Ballot	0		0		0
Total	265	59.68%	179	40.32%	444
0051310					
Poll Place	27	61.36%	17	38.64%	44
Vote by Mail	116	64.80%	63	35.20%	179
Mail Ballot	0		0		0
Total	143	64.13%	80	35.87%	223
0051313					
Poll Place	7	46.67%	8	53.33%	15
Vote by Mail	60	60.00%	40	40.00%	100
Mail Ballot	0		0		0
Total	67	58.26%	48	41.74%	115

Precinct	Registered Voters
0051331	
Poll Place	1,171
Vote by Mail	1,171
Mail Ballot	1,171
Total	1,171
0051332	
Poll Place	1,189
Vote by Mail	1,189
Mail Ballot	1,189
Total	1,189
0051690	
Poll Place	748
Vote by Mail	748
Mail Ballot	748
Total	748
0051727	
Poll Place	592
Vote by Mail	592
Mail Ballot	592
Total	592
0051728	
Poll Place	559
Vote by Mail	559
Mail Ballot	559
Total	559
0052033	
Poll Place	475
Vote by Mail	475
Mail Ballot	475
Total	475

Precinct	Yes		No		Total Votes
0051331					
Poll Place	53	51.46%	50	48.54%	103
Vote by Mail	414	64.49%	228	35.51%	642
Mail Ballot	0		0		0
Total	467	62.68%	278	37.32%	745
0051332					
Poll Place	39	57.35%	29	42.65%	68
Vote by Mail	428	64.07%	240	35.93%	668
Mail Ballot	0		0		0
Total	467	63.45%	269	36.55%	736
0051690					
Poll Place	28	70.00%	12	30.00%	40
Vote by Mail	174	65.17%	93	34.83%	267
Mail Ballot	0		0		0
Total	202	65.80%	105	34.20%	307
0051727					
Poll Place	49	59.76%	33	40.24%	82
Vote by Mail	209	62.20%	127	37.80%	336
Mail Ballot	0		0		0
Total	258	61.72%	160	38.28%	418
0051728					
Poll Place	33	47.83%	36	52.17%	69
Vote by Mail	187	61.11%	119	38.89%	306
Mail Ballot	0		0		0
Total	220	58.67%	155	41.33%	375
0052033					
Poll Place	20	64.52%	11	35.48%	31
Vote by Mail	83	60.14%	55	39.86%	138
Mail Ballot	0		0		0
Total	103	60.95%	66	39.05%	169

Precinct	Registered Voters
0052034	
Poll Place	797
Vote by Mail	797
Mail Ballot	797
Total	797
0052070	
Poll Place	978
Vote by Mail	978
Mail Ballot	978
Total	978
0052080	
Poll Place	1,001
Vote by Mail	1,001
Mail Ballot	1,001
Total	1,001
0052110	
Poll Place	895
Vote by Mail	895
Mail Ballot	895
Total	895
0052180	
Poll Place	753
Vote by Mail	753
Mail Ballot	753
Total	753
0052182	
Poll Place	641
Vote by Mail	641
Mail Ballot	641
Total	641

Precinct	Yes		No		Total Votes
0052034					
Poll Place	36	52.94%	32	47.06%	68
Vote by Mail	168	50.00%	168	50.00%	336
Mail Ballot	0		0		0
Total	204	50.50%	200	49.50%	404
0052070					
Poll Place	52	61.18%	33	38.82%	85
Vote by Mail	211	53.28%	185	46.72%	396
Mail Ballot	0		0		0
Total	263	54.68%	218	45.32%	481
0052080					
Poll Place	30	51.72%	28	48.28%	58
Vote by Mail	219	57.78%	160	42.22%	379
Mail Ballot	0		0		0
Total	249	56.98%	188	43.02%	437
0052110					
Poll Place	37	61.67%	23	38.33%	60
Vote by Mail	181	55.86%	143	44.14%	324
Mail Ballot	0		0		0
Total	218	56.77%	166	43.23%	384
0052180					
Poll Place	35	50.72%	34	49.28%	69
Vote by Mail	205	56.94%	155	43.06%	360
Mail Ballot	0		0		0
Total	240	55.94%	189	44.06%	429
0052182					
Poll Place	16	53.33%	14	46.67%	30
Vote by Mail	166	52.20%	152	47.80%	318
Mail Ballot	0		0		0
Total	182	52.30%	166	47.70%	348

Precinct	Registered Voters
0052183	
Poll Place	929
Vote by Mail	929
Mail Ballot	929
Total	929
0052184	
Poll Place	890
Vote by Mail	890
Mail Ballot	890
Total	890
0052185	
Poll Place	410
Vote by Mail	410
Mail Ballot	410
Total	410
0052400	
Poll Place	1,170
Vote by Mail	1,170
Mail Ballot	1,170
Total	1,170
0052490	
Poll Place	1,059
Vote by Mail	1,059
Mail Ballot	1,059
Total	1,059
7010010	
Poll Place	2
Vote by Mail	2
Mail Ballot	2
Total	2

Precinct	Yes		No		Total Votes
0052183					
Poll Place	34	41.46%	48	58.54%	82
Vote by Mail	205	49.88%	206	50.12%	411
Mail Ballot	0		0		0
Total	239	48.48%	254	51.52%	493
0052184					
Poll Place	30	44.78%	37	55.22%	67
Vote by Mail	213	48.85%	223	51.15%	436
Mail Ballot	0		0		0
Total	243	48.31%	260	51.69%	503
0052185					
Poll Place	34	60.71%	22	39.29%	56
Vote by Mail	81	48.50%	86	51.50%	167
Mail Ballot	0		0		0
Total	115	51.57%	108	48.43%	223
0052400					
Poll Place	28	62.22%	17	37.78%	45
Vote by Mail	256	54.70%	212	45.30%	468
Mail Ballot	0		0		0
Total	284	55.36%	229	44.64%	513
0052490					
Poll Place	46	62.16%	28	37.84%	74
Vote by Mail	253	52.71%	227	47.29%	480
Mail Ballot	0		0		0
Total	299	53.97%	255	46.03%	554
7010010					
Poll Place	0		0		0
Vote by Mail	0		0		0
Mail Ballot	2	100.00%	0	0.00%	2
Total	2	100.00%	0	0.00%	2

Precinct	Registered Voters
7010015	
Poll Place	3
Vote by Mail	3
Mail Ballot	3
Total	3
7010050	
Poll Place	13
Vote by Mail	13
Mail Ballot	13
Total	13
7010080	
Poll Place	250
Vote by Mail	250
Mail Ballot	250
Total	250
7010084	
Poll Place	119
Vote by Mail	119
Mail Ballot	119
Total	119
7010085	
Poll Place	367
Vote by Mail	367
Mail Ballot	367
Total	367
7010090	
Poll Place	205
Vote by Mail	205
Mail Ballot	205
Total	205

Precinct	Yes		No		Total Votes
7010015					
Poll Place	0		0		0
Vote by Mail	0		0		0
Mail Ballot	1	50.00%	1	50.00%	2
Total	1	50.00%	1	50.00%	2
7010050					
Poll Place	0		0		0
Vote by Mail	0		0		0
Mail Ballot	5	83.33%	1	16.67%	6
Total	5	83.33%	1	16.67%	6
7010080					
Poll Place	0		0		0
Vote by Mail	0		0		0
Mail Ballot	179	81.74%	40	18.26%	219
Total	179	81.74%	40	18.26%	219
7010084					
Poll Place	0		0		0
Vote by Mail	0		0		0
Mail Ballot	54	80.60%	13	19.40%	67
Total	54	80.60%	13	19.40%	67
7010085					
Poll Place	0		0		0
Vote by Mail	0		0		0
Mail Ballot	265	84.39%	49	15.61%	314
Total	265	84.39%	49	15.61%	314
7010090					
Poll Place	0		0		0
Vote by Mail	0		0		0
Mail Ballot	119	83.80%	23	16.20%	142
Total	119	83.80%	23	16.20%	142

Precinct	Registered Voters
7010225	
Poll Place	3
Vote by Mail	3
Mail Ballot	3
Total	3
7010226	
Poll Place	80
Vote by Mail	80
Mail Ballot	80
Total	80
7010229	
Poll Place	96
Vote by Mail	96
Mail Ballot	96
Total	96
7011135	
Poll Place	65
Vote by Mail	65
Mail Ballot	65
Total	65
7011153	
Poll Place	371
Vote by Mail	371
Mail Ballot	371
Total	371
7011171	
Poll Place	151
Vote by Mail	151
Mail Ballot	151
Total	151

Precinct	Yes		No		Total Votes
7010225					
Poll Place	0		0		0
Vote by Mail	0		0		0
Mail Ballot	3	100.00%	0	0.00%	3
Total	3	100.00%	0	0.00%	3
7010226					
Poll Place	0		0		0
Vote by Mail	0		0		0
Mail Ballot	52	78.79%	14	21.21%	66
Total	52	78.79%	14	21.21%	66
7010229					
Poll Place	0		0		0
Vote by Mail	0		0		0
Mail Ballot	40	65.57%	21	34.43%	61
Total	40	65.57%	21	34.43%	61
7011135					
Poll Place	0		0		0
Vote by Mail	0		0		0
Mail Ballot	27	62.79%	16	37.21%	43
Total	27	62.79%	16	37.21%	43
7011153					
Poll Place	0		0		0
Vote by Mail	0		0		0
Mail Ballot	154	66.09%	79	33.91%	233
Total	154	66.09%	79	33.91%	233
7011171					
Poll Place	0		0		0
Vote by Mail	0		0		0
Mail Ballot	61	66.30%	31	33.70%	92
Total	61	66.30%	31	33.70%	92

Precinct	Registered Voters
7011200	
Poll Place	0
Vote by Mail	0
Mail Ballot	0
Total	0
7011202	
Poll Place	244
Vote by Mail	244
Mail Ballot	244
Total	244
7011208	
Poll Place	11
Vote by Mail	11
Mail Ballot	11
Total	11
7011209	
Poll Place	191
Vote by Mail	191
Mail Ballot	191
Total	191
7011290	
Poll Place	224
Vote by Mail	224
Mail Ballot	224
Total	224
7011382	
Poll Place	14
Vote by Mail	14
Mail Ballot	14
Total	14

Precinct	Yes		No		Total Votes
7011200					
Poll Place	0		0		0
Vote by Mail	0		0		0
Mail Ballot	0		0		0
Total	0		0		0
7011202					
Poll Place	0		0		0
Vote by Mail	0		0		0
Mail Ballot	132	75.43%	43	24.57%	175
Total	132	75.43%	43	24.57%	175
7011208					
Poll Place	0		0		0
Vote by Mail	0		0		0
Mail Ballot	6	100.00%	0	0.00%	6
Total	6	100.00%	0	0.00%	6
7011209					
Poll Place	0		0		0
Vote by Mail	0		0		0
Mail Ballot	45	50.00%	45	50.00%	90
Total	45	50.00%	45	50.00%	90
7011290					
Poll Place	0		0		0
Vote by Mail	0		0		0
Mail Ballot	125	77.64%	36	22.36%	161
Total	125	77.64%	36	22.36%	161
7011382					
Poll Place	0		0		0
Vote by Mail	0		0		0
Mail Ballot	8	88.89%	1	11.11%	9
Total	8	88.89%	1	11.11%	9

Precinct	Registered Voters
7011391	
Poll Place	26
Vote by Mail	26
Mail Ballot	26
Total	26
7011538	
Poll Place	176
Vote by Mail	176
Mail Ballot	176
Total	176
7011541	
Poll Place	1
Vote by Mail	1
Mail Ballot	1
Total	1
7011542	
Poll Place	5
Vote by Mail	5
Mail Ballot	5
Total	5
7011627	
Poll Place	0
Vote by Mail	0
Mail Ballot	0
Total	0
7011632	
Poll Place	92
Vote by Mail	92
Mail Ballot	92
Total	92

Precinct	Yes		No		Total Votes
7011391					
Poll Place	0		0		0
Vote by Mail	0		0		0
Mail Ballot	14	63.64%	8	36.36%	22
Total	14	63.64%	8	36.36%	22
7011538					
Poll Place	0		0		0
Vote by Mail	0		0		0
Mail Ballot	121	81.21%	28	18.79%	149
Total	121	81.21%	28	18.79%	149
7011541					
Poll Place	0		0		0
Vote by Mail	0		0		0
Mail Ballot	0	0.00%	1	100.00%	1
Total	0	0.00%	1	100.00%	1
7011542					
Poll Place	0		0		0
Vote by Mail	0		0		0
Mail Ballot	1	100.00%	0	0.00%	1
Total	1	100.00%	0	0.00%	1
7011627					
Poll Place	0		0		0
Vote by Mail	0		0		0
Mail Ballot	0		0		0
Total	0		0		0
7011632					
Poll Place	0		0		0
Vote by Mail	0		0		0
Mail Ballot	34	56.67%	26	43.33%	60
Total	34	56.67%	26	43.33%	60

Precinct	Registered Voters
7011683	
Poll Place	35
Vote by Mail	35
Mail Ballot	35
Total	35
7011703	
Poll Place	96
Vote by Mail	96
Mail Ballot	96
Total	96
7011719	
Poll Place	250
Vote by Mail	250
Mail Ballot	250
Total	250
7011759	
Poll Place	0
Vote by Mail	0
Mail Ballot	0
Total	0
7011760	
Poll Place	0
Vote by Mail	0
Mail Ballot	0
Total	0
7011773	
Poll Place	267
Vote by Mail	267
Mail Ballot	267
Total	267

Precinct	Yes		No		Total Votes
7011683					
Poll Place	0		0		0
Vote by Mail	0		0		0
Mail Ballot	23	88.46%	3	11.54%	26
Total	23	88.46%	3	11.54%	26
7011703					
Poll Place	0		0		0
Vote by Mail	0		0		0
Mail Ballot	74	87.06%	11	12.94%	85
Total	74	87.06%	11	12.94%	85
7011719					
Poll Place	0		0		0
Vote by Mail	0		0		0
Mail Ballot	144	75.79%	46	24.21%	190
Total	144	75.79%	46	24.21%	190
7011759					
Poll Place	0		0		0
Vote by Mail	0		0		0
Mail Ballot	0		0		0
Total	0		0		0
7011760					
Poll Place	0		0		0
Vote by Mail	0		0		0
Mail Ballot	0		0		0
Total	0		0		0
7011773					
Poll Place	0		0		0
Vote by Mail	0		0		0
Mail Ballot	198	83.90%	38	16.10%	236
Total	198	83.90%	38	16.10%	236

Precinct	Registered Voters
7011820	
Poll Place	90
Vote by Mail	90
Mail Ballot	90
Total	90
7011835	
Poll Place	0
Vote by Mail	0
Mail Ballot	0
Total	0
7011840	
Poll Place	21
Vote by Mail	21
Mail Ballot	21
Total	21
7011870	
Poll Place	11
Vote by Mail	11
Mail Ballot	11
Total	11
7011880	
Poll Place	0
Vote by Mail	0
Mail Ballot	0
Total	0
7011900	
Poll Place	133
Vote by Mail	133
Mail Ballot	133
Total	133

Precinct	Yes		No		Total Votes
7011820					
Poll Place	0		0		0
Vote by Mail	0		0		0
Mail Ballot	39	52.00%	36	48.00%	75
Total	39	52.00%	36	48.00%	75
7011835					
Poll Place	0		0		0
Vote by Mail	0		0		0
Mail Ballot	0		0		0
Total	0		0		0
7011840					
Poll Place	0		0		0
Vote by Mail	0		0		0
Mail Ballot	15	88.24%	2	11.76%	17
Total	15	88.24%	2	11.76%	17
7011870					
Poll Place	0		0		0
Vote by Mail	0		0		0
Mail Ballot	9	100.00%	0	0.00%	9
Total	9	100.00%	0	0.00%	9
7011880					
Poll Place	0		0		0
Vote by Mail	0		0		0
Mail Ballot	0		0		0
Total	0		0		0
7011900					
Poll Place	0		0		0
Vote by Mail	0		0		0
Mail Ballot	105	95.45%	5	4.55%	110
Total	105	95.45%	5	4.55%	110

Precinct	Registered Voters
7011915	
Poll Place	46
Vote by Mail	46
Mail Ballot	46
Total	46
7011922	
Poll Place	208
Vote by Mail	208
Mail Ballot	208
Total	208
7011983	
Poll Place	35
Vote by Mail	35
Mail Ballot	35
Total	35
7011999	
Poll Place	141
Vote by Mail	141
Mail Ballot	141
Total	141
7012010	
Poll Place	54
Vote by Mail	54
Mail Ballot	54
Total	54
7012013	
Poll Place	0
Vote by Mail	0
Mail Ballot	0
Total	0

Precinct	Yes		No		Total Votes
7011915					
Poll Place	0		0		0
Vote by Mail	0		0		0
Mail Ballot	26	76.47%	8	23.53%	34
Total	26	76.47%	8	23.53%	34
7011922					
Poll Place	0		0		0
Vote by Mail	0		0		0
Mail Ballot	119	74.38%	41	25.63%	160
Total	119	74.38%	41	25.63%	160
7011983					
Poll Place	0		0		0
Vote by Mail	0		0		0
Mail Ballot	25	89.29%	3	10.71%	28
Total	25	89.29%	3	10.71%	28
7011999					
Poll Place	0		0		0
Vote by Mail	0		0		0
Mail Ballot	90	72.58%	34	27.42%	124
Total	90	72.58%	34	27.42%	124
7012010					
Poll Place	0		0		0
Vote by Mail	0		0		0
Mail Ballot	39	84.78%	7	15.22%	46
Total	39	84.78%	7	15.22%	46
7012013					
Poll Place	0		0		0
Vote by Mail	0		0		0
Mail Ballot	0		0		0
Total	0		0		0

Precinct	Registered Voters
7012056	
Poll Place	45
Vote by Mail	45
Mail Ballot	45
Total	45
7012160	
Poll Place	261
Vote by Mail	261
Mail Ballot	261
Total	261
7012162	
Poll Place	0
Vote by Mail	0
Mail Ballot	0
Total	0
7012164	
Poll Place	129
Vote by Mail	129
Mail Ballot	129
Total	129
7012277	
Poll Place	243
Vote by Mail	243
Mail Ballot	243
Total	243
7012397	
Poll Place	85
Vote by Mail	85
Mail Ballot	85
Total	85

Precinct	Yes		No		Total Votes
7012056					
Poll Place	0		0		0
Vote by Mail	0		0		0
Mail Ballot	27	81.82%	6	18.18%	33
Total	27	81.82%	6	18.18%	33
7012160					
Poll Place	0		0		0
Vote by Mail	0		0		0
Mail Ballot	137	66.83%	68	33.17%	205
Total	137	66.83%	68	33.17%	205
7012162					
Poll Place	0		0		0
Vote by Mail	0		0		0
Mail Ballot	0		0		0
Total	0		0		0
7012164					
Poll Place	0		0		0
Vote by Mail	0		0		0
Mail Ballot	65	61.32%	41	38.68%	106
Total	65	61.32%	41	38.68%	106
7012277					
Poll Place	0		0		0
Vote by Mail	0		0		0
Mail Ballot	165	85.49%	28	14.51%	193
Total	165	85.49%	28	14.51%	193
7012397					
Poll Place	0		0		0
Vote by Mail	0		0		0
Mail Ballot	26	57.78%	19	42.22%	45
Total	26	57.78%	19	42.22%	45

Precinct	Registered Voters
7012413	
Poll Place	274
Vote by Mail	274
Mail Ballot	274
Total	274
7012712	
Poll Place	50
Vote by Mail	50
Mail Ballot	50
Total	50
7012757	
Poll Place	114
Vote by Mail	114
Mail Ballot	114
Total	114
7012856	
Poll Place	125
Vote by Mail	125
Mail Ballot	125
Total	125
7012912	
Poll Place	20
Vote by Mail	20
Mail Ballot	20
Total	20
7012937	
Poll Place	101
Vote by Mail	101
Mail Ballot	101
Total	101

Precinct	Yes		No		Total Votes
7012413					
Poll Place	0		0		0
Vote by Mail	0		0		0
Mail Ballot	75	50.00%	75	50.00%	150
Total	75	50.00%	75	50.00%	150
7012712					
Poll Place	0		0		0
Vote by Mail	0		0		0
Mail Ballot	36	83.72%	7	16.28%	43
Total	36	83.72%	7	16.28%	43
7012757					
Poll Place	0		0		0
Vote by Mail	0		0		0
Mail Ballot	52	70.27%	22	29.73%	74
Total	52	70.27%	22	29.73%	74
7012856					
Poll Place	0		0		0
Vote by Mail	0		0		0
Mail Ballot	77	77.00%	23	23.00%	100
Total	77	77.00%	23	23.00%	100
7012912					
Poll Place	0		0		0
Vote by Mail	0		0		0
Mail Ballot	13	100.00%	0	0.00%	13
Total	13	100.00%	0	0.00%	13
7012937					
Poll Place	0		0		0
Vote by Mail	0		0		0
Mail Ballot	31	54.39%	26	45.61%	57
Total	31	54.39%	26	45.61%	57

Precinct	Registered Voters
7012992	
Poll Place	39
Vote by Mail	39
Mail Ballot	39
Total	39
7013047	
Poll Place	207
Vote by Mail	207
Mail Ballot	207
Total	207
7013068	
Poll Place	7
Vote by Mail	7
Mail Ballot	7
Total	7
7013095	
Poll Place	238
Vote by Mail	238
Mail Ballot	238
Total	238
7013102	
Poll Place	27
Vote by Mail	27
Mail Ballot	27
Total	27
7013104	
Poll Place	2
Vote by Mail	2
Mail Ballot	2
Total	2

Precinct	Yes		No		Total Votes
7012992					
Poll Place	0		0		0
Vote by Mail	0		0		0
Mail Ballot	23	69.70%	10	30.30%	33
Total	23	69.70%	10	30.30%	33
7013047					
Poll Place	0		0		0
Vote by Mail	0		0		0
Mail Ballot	129	80.63%	31	19.38%	160
Total	129	80.63%	31	19.38%	160
7013068					
Poll Place	0		0		0
Vote by Mail	0		0		0
Mail Ballot	6	100.00%	0	0.00%	6
Total	6	100.00%	0	0.00%	6
7013095					
Poll Place	0		0		0
Vote by Mail	0		0		0
Mail Ballot	80	67.80%	38	32.20%	118
Total	80	67.80%	38	32.20%	118
7013102					
Poll Place	0		0		0
Vote by Mail	0		0		0
Mail Ballot	20	74.07%	7	25.93%	27
Total	20	74.07%	7	25.93%	27
7013104					
Poll Place	0		0		0
Vote by Mail	0		0		0
Mail Ballot	2	100.00%	0	0.00%	2
Total	2	100.00%	0	0.00%	2

Precinct	Registered Voters
7013105	
Poll Place	36
Vote by Mail	36
Mail Ballot	36
Total	36
7013106	
Poll Place	223
Vote by Mail	223
Mail Ballot	223
Total	223
7013112	
Poll Place	13
Vote by Mail	13
Mail Ballot	13
Total	13
7013114	
Poll Place	1,016
Vote by Mail	1,016
Mail Ballot	1,016
Total	1,016
7013115	
Poll Place	6
Vote by Mail	6
Mail Ballot	6
Total	6
7013134	
Poll Place	0
Vote by Mail	0
Mail Ballot	0
Total	0

Precinct	Yes		No		Total Votes
7013105					
Poll Place	0		0		0
Vote by Mail	0		0		0
Mail Ballot	13	61.90%	8	38.10%	21
Total	13	61.90%	8	38.10%	21
7013106					
Poll Place	0		0		0
Vote by Mail	0		0		0
Mail Ballot	122	71.76%	48	28.24%	170
Total	122	71.76%	48	28.24%	170
7013112					
Poll Place	0		0		0
Vote by Mail	0		0		0
Mail Ballot	4	50.00%	4	50.00%	8
Total	4	50.00%	4	50.00%	8
7013114					
Poll Place	0		0		0
Vote by Mail	0		0		0
Mail Ballot	556	67.64%	266	32.36%	822
Total	556	67.64%	266	32.36%	822
7013115					
Poll Place	0		0		0
Vote by Mail	0		0		0
Mail Ballot	1	25.00%	3	75.00%	4
Total	1	25.00%	3	75.00%	4
7013134					
Poll Place	0		0		0
Vote by Mail	0		0		0
Mail Ballot	0		0		0
Total	0		0		0

Precinct	Registered Voters
7013182	
Poll Place	66
Vote by Mail	66
Mail Ballot	66
Total	66
7013369	
Poll Place	163
Vote by Mail	163
Mail Ballot	163
Total	163
7013507	
Poll Place	0
Vote by Mail	0
Mail Ballot	0
Total	0
7013569	
Poll Place	0
Vote by Mail	0
Mail Ballot	0
Total	0
7015125	
Poll Place	9
Vote by Mail	9
Mail Ballot	9
Total	9
7015128	
Poll Place	341
Vote by Mail	341
Mail Ballot	341
Total	341

Precinct	Yes		No		Total Votes
7013182					
Poll Place	0		0		0
Vote by Mail	0		0		0
Mail Ballot	43	79.63%	11	20.37%	54
Total	43	79.63%	11	20.37%	54
7013369					
Poll Place	0		0		0
Vote by Mail	0		0		0
Mail Ballot	67	60.91%	43	39.09%	110
Total	67	60.91%	43	39.09%	110
7013507					
Poll Place	0		0		0
Vote by Mail	0		0		0
Mail Ballot	0		0		0
Total	0		0		0
7013569					
Poll Place	0		0		0
Vote by Mail	0		0		0
Mail Ballot	0		0		0
Total	0		0		0
7015125					
Poll Place	0		0		0
Vote by Mail	0		0		0
Mail Ballot	7	100.00%	0	0.00%	7
Total	7	100.00%	0	0.00%	7
7015128					
Poll Place	0		0		0
Vote by Mail	0		0		0
Mail Ballot	195	67.24%	95	32.76%	290
Total	195	67.24%	95	32.76%	290

Precinct	Registered Voters
7015131	
Poll Place	176
Vote by Mail	176
Mail Ballot	176
Total	176
7015134	
Poll Place	0
Vote by Mail	0
Mail Ballot	0
Total	0
7020012	
Poll Place	212
Vote by Mail	212
Mail Ballot	212
Total	212
7020014	
Poll Place	97
Vote by Mail	97
Mail Ballot	97
Total	97
7020034	
Poll Place	46
Vote by Mail	46
Mail Ballot	46
Total	46
7020036	
Poll Place	274
Vote by Mail	274
Mail Ballot	274
Total	274

Precinct	Yes		No		Total Votes
7015131					
Poll Place	0		0		0
Vote by Mail	0		0		0
Mail Ballot	84	69.42%	37	30.58%	121
Total	84	69.42%	37	30.58%	121
7015134					
Poll Place	0		0		0
Vote by Mail	0		0		0
Mail Ballot	0		0		0
Total	0		0		0
7020012					
Poll Place	0		0		0
Vote by Mail	0		0		0
Mail Ballot	134	77.01%	40	22.99%	174
Total	134	77.01%	40	22.99%	174
7020014					
Poll Place	0		0		0
Vote by Mail	0		0		0
Mail Ballot	59	72.84%	22	27.16%	81
Total	59	72.84%	22	27.16%	81
7020034					
Poll Place	0		0		0
Vote by Mail	0		0		0
Mail Ballot	20	64.52%	11	35.48%	31
Total	20	64.52%	11	35.48%	31
7020036					
Poll Place	0		0		0
Vote by Mail	0		0		0
Mail Ballot	87	57.62%	64	42.38%	151
Total	87	57.62%	64	42.38%	151

Precinct	Registered Voters
7020110	
Poll Place	248
Vote by Mail	248
Mail Ballot	248
Total	248
7020143	
Poll Place	1
Vote by Mail	1
Mail Ballot	1
Total	1
7020175	
Poll Place	59
Vote by Mail	59
Mail Ballot	59
Total	59
7020176	
Poll Place	0
Vote by Mail	0
Mail Ballot	0
Total	0
7020250	
Poll Place	287
Vote by Mail	287
Mail Ballot	287
Total	287
7020264	
Poll Place	1
Vote by Mail	1
Mail Ballot	1
Total	1

Precinct	Yes		No		Total Votes
7020110					
Poll Place	0		0		0
Vote by Mail	0		0		0
Mail Ballot	158	75.96%	50	24.04%	208
Total	158	75.96%	50	24.04%	208
7020143					
Poll Place	0		0		0
Vote by Mail	0		0		0
Mail Ballot	0		0		0
Total	0		0		0
7020175					
Poll Place	0		0		0
Vote by Mail	0		0		0
Mail Ballot	34	73.91%	12	26.09%	46
Total	34	73.91%	12	26.09%	46
7020176					
Poll Place	0		0		0
Vote by Mail	0		0		0
Mail Ballot	0		0		0
Total	0		0		0
7020250					
Poll Place	0		0		0
Vote by Mail	0		0		0
Mail Ballot	141	70.85%	58	29.15%	199
Total	141	70.85%	58	29.15%	199
7020264					
Poll Place	0		0		0
Vote by Mail	0		0		0
Mail Ballot	1	100.00%	0	0.00%	1
Total	1	100.00%	0	0.00%	1

Precinct	Registered Voters
7020266	
Poll Place	320
Vote by Mail	320
Mail Ballot	320
Total	320
7020267	
Poll Place	9
Vote by Mail	9
Mail Ballot	9
Total	9
7020281	
Poll Place	22
Vote by Mail	22
Mail Ballot	22
Total	22
7021136	
Poll Place	0
Vote by Mail	0
Mail Ballot	0
Total	0
7021138	
Poll Place	38
Vote by Mail	38
Mail Ballot	38
Total	38
7021139	
Poll Place	111
Vote by Mail	111
Mail Ballot	111
Total	111

Precinct	Yes		No		Total Votes
7020266					
Poll Place	0		0		0
Vote by Mail	0		0		0
Mail Ballot	114	63.69%	65	36.31%	179
Total	114	63.69%	65	36.31%	179
7020267					
Poll Place	0		0		0
Vote by Mail	0		0		0
Mail Ballot	6	85.71%	1	14.29%	7
Total	6	85.71%	1	14.29%	7
7020281					
Poll Place	0		0		0
Vote by Mail	0		0		0
Mail Ballot	8	53.33%	7	46.67%	15
Total	8	53.33%	7	46.67%	15
7021136					
Poll Place	0		0		0
Vote by Mail	0		0		0
Mail Ballot	0		0		0
Total	0		0		0
7021138					
Poll Place	0		0		0
Vote by Mail	0		0		0
Mail Ballot	9	60.00%	6	40.00%	15
Total	9	60.00%	6	40.00%	15
7021139					
Poll Place	0		0		0
Vote by Mail	0		0		0
Mail Ballot	77	77.78%	22	22.22%	99
Total	77	77.78%	22	22.22%	99

Precinct	Registered Voters
7021222	
Poll Place	16
Vote by Mail	16
Mail Ballot	16
Total	16
7021230	
Poll Place	0
Vote by Mail	0
Mail Ballot	0
Total	0
7021231	
Poll Place	16
Vote by Mail	16
Mail Ballot	16
Total	16
7021235	
Poll Place	147
Vote by Mail	147
Mail Ballot	147
Total	147
7021257	
Poll Place	42
Vote by Mail	42
Mail Ballot	42
Total	42
7021261	
Poll Place	64
Vote by Mail	64
Mail Ballot	64
Total	64

Precinct	Yes		No		Total Votes
7021222					
Poll Place	0		0		0
Vote by Mail	0		0		0
Mail Ballot	7	70.00%	3	30.00%	10
Total	7	70.00%	3	30.00%	10
7021230					
Poll Place	0		0		0
Vote by Mail	0		0		0
Mail Ballot	0		0		0
Total	0		0		0
7021231					
Poll Place	0		0		0
Vote by Mail	0		0		0
Mail Ballot	5	33.33%	10	66.67%	15
Total	5	33.33%	10	66.67%	15
7021235					
Poll Place	0		0		0
Vote by Mail	0		0		0
Mail Ballot	67	65.05%	36	34.95%	103
Total	67	65.05%	36	34.95%	103
7021257					
Poll Place	0		0		0
Vote by Mail	0		0		0
Mail Ballot	13	56.52%	10	43.48%	23
Total	13	56.52%	10	43.48%	23
7021261					
Poll Place	0		0		0
Vote by Mail	0		0		0
Mail Ballot	32	68.09%	15	31.91%	47
Total	32	68.09%	15	31.91%	47

Precinct	Registered Voters
7021276	
Poll Place	0
Vote by Mail	0
Mail Ballot	0
Total	0
7021279	
Poll Place	50
Vote by Mail	50
Mail Ballot	50
Total	50
7021301	
Poll Place	136
Vote by Mail	136
Mail Ballot	136
Total	136
7021304	
Poll Place	114
Vote by Mail	114
Mail Ballot	114
Total	114
7021381	
Poll Place	0
Vote by Mail	0
Mail Ballot	0
Total	0
7021387	
Poll Place	127
Vote by Mail	127
Mail Ballot	127
Total	127

Precinct	Yes		No		Total Votes
7021276					
Poll Place	0		0		0
Vote by Mail	0		0		0
Mail Ballot	0		0		0
Total	0		0		0
7021279					
Poll Place	0		0		0
Vote by Mail	0		0		0
Mail Ballot	26	72.22%	10	27.78%	36
Total	26	72.22%	10	27.78%	36
7021301					
Poll Place	0		0		0
Vote by Mail	0		0		0
Mail Ballot	79	80.61%	19	19.39%	98
Total	79	80.61%	19	19.39%	98
7021304					
Poll Place	0		0		0
Vote by Mail	0		0		0
Mail Ballot	46	63.89%	26	36.11%	72
Total	46	63.89%	26	36.11%	72
7021381					
Poll Place	0		0		0
Vote by Mail	0		0		0
Mail Ballot	0		0		0
Total	0		0		0
7021387					
Poll Place	0		0		0
Vote by Mail	0		0		0
Mail Ballot	59	61.46%	37	38.54%	96
Total	59	61.46%	37	38.54%	96

Precinct	Registered Voters
7021477	
Poll Place	97
Vote by Mail	97
Mail Ballot	97
Total	97
7021493	
Poll Place	0
Vote by Mail	0
Mail Ballot	0
Total	0
7021494	
Poll Place	0
Vote by Mail	0
Mail Ballot	0
Total	0
7021501	
Poll Place	19
Vote by Mail	19
Mail Ballot	19
Total	19
7021514	
Poll Place	255
Vote by Mail	255
Mail Ballot	255
Total	255
7021527	
Poll Place	159
Vote by Mail	159
Mail Ballot	159
Total	159

Precinct	Yes		No		Total Votes
7021477					
Poll Place	0		0		0
Vote by Mail	0		0		0
Mail Ballot	49	64.47%	27	35.53%	76
Total	49	64.47%	27	35.53%	76
7021493					
Poll Place	0		0		0
Vote by Mail	0		0		0
Mail Ballot	0		0		0
Total	0		0		0
7021494					
Poll Place	0		0		0
Vote by Mail	0		0		0
Mail Ballot	0		0		0
Total	0		0		0
7021501					
Poll Place	0		0		0
Vote by Mail	0		0		0
Mail Ballot	9	60.00%	6	40.00%	15
Total	9	60.00%	6	40.00%	15
7021514					
Poll Place	0		0		0
Vote by Mail	0		0		0
Mail Ballot	149	74.50%	51	25.50%	200
Total	149	74.50%	51	25.50%	200
7021527					
Poll Place	0		0		0
Vote by Mail	0		0		0
Mail Ballot	81	80.20%	20	19.80%	101
Total	81	80.20%	20	19.80%	101

Precinct	Registered Voters
7021637	
Poll Place	8
Vote by Mail	8
Mail Ballot	8
Total	8
7021717	
Poll Place	8
Vote by Mail	8
Mail Ballot	8
Total	8
7021752	
Poll Place	65
Vote by Mail	65
Mail Ballot	65
Total	65
7021879	
Poll Place	0
Vote by Mail	0
Mail Ballot	0
Total	0
7021905	
Poll Place	2
Vote by Mail	2
Mail Ballot	2
Total	2
7021923	
Poll Place	123
Vote by Mail	123
Mail Ballot	123
Total	123

Precinct	Yes		No		Total Votes
7021637					
Poll Place	0		0		0
Vote by Mail	0		0		0
Mail Ballot	5	62.50%	3	37.50%	8
Total	5	62.50%	3	37.50%	8
7021717					
Poll Place	0		0		0
Vote by Mail	0		0		0
Mail Ballot	3	42.86%	4	57.14%	7
Total	3	42.86%	4	57.14%	7
7021752					
Poll Place	0		0		0
Vote by Mail	0		0		0
Mail Ballot	27	90.00%	3	10.00%	30
Total	27	90.00%	3	10.00%	30
7021879					
Poll Place	0		0		0
Vote by Mail	0		0		0
Mail Ballot	0		0		0
Total	0		0		0
7021905					
Poll Place	0		0		0
Vote by Mail	0		0		0
Mail Ballot	1	100.00%	0	0.00%	1
Total	1	100.00%	0	0.00%	1
7021923					
Poll Place	0		0		0
Vote by Mail	0		0		0
Mail Ballot	80	84.21%	15	15.79%	95
Total	80	84.21%	15	15.79%	95

Precinct	Registered Voters
7021924	
Poll Place	227
Vote by Mail	227
Mail Ballot	227
Total	227
7021925	
Poll Place	177
Vote by Mail	177
Mail Ballot	177
Total	177
7021927	
Poll Place	0
Vote by Mail	0
Mail Ballot	0
Total	0
7022001	
Poll Place	47
Vote by Mail	47
Mail Ballot	47
Total	47
7022205	
Poll Place	254
Vote by Mail	254
Mail Ballot	254
Total	254
7022007	
Poll Place	121
Vote by Mail	121
Mail Ballot	121
Total	121

Precinct	Yes		No		Total Votes
7021924					
Poll Place	0		0		0
Vote by Mail	0		0		0
Mail Ballot	118	64.48%	65	35.52%	183
Total	118	64.48%	65	35.52%	183
7021925					
Poll Place	0		0		0
Vote by Mail	0		0		0
Mail Ballot	104	74.29%	36	25.71%	140
Total	104	74.29%	36	25.71%	140
7021927					
Poll Place	0		0		0
Vote by Mail	0		0		0
Mail Ballot	0		0		0
Total	0		0		0
7022001					
Poll Place	0		0		0
Vote by Mail	0		0		0
Mail Ballot	12	60.00%	8	40.00%	20
Total	12	60.00%	8	40.00%	20
7022205					
Poll Place	0		0		0
Vote by Mail	0		0		0
Mail Ballot	160	73.39%	58	26.61%	218
Total	160	73.39%	58	26.61%	218
7022007					
Poll Place	0		0		0
Vote by Mail	0		0		0
Mail Ballot	45	59.21%	31	40.79%	76
Total	45	59.21%	31	40.79%	76

Precinct	Registered Voters
7022013	
Poll Place	119
Vote by Mail	119
Mail Ballot	119
Total	119
7022014	
Poll Place	355
Vote by Mail	355
Mail Ballot	355
Total	355
7022015	
Poll Place	500
Vote by Mail	500
Mail Ballot	500
Total	500
7022019	
Poll Place	273
Vote by Mail	273
Mail Ballot	273
Total	273
7022022	
Poll Place	9
Vote by Mail	9
Mail Ballot	9
Total	9
7022025	
Poll Place	0
Vote by Mail	0
Mail Ballot	0
Total	0

Precinct	Yes		No		Total Votes
7022013					
Poll Place	0		0		0
Vote by Mail	0		0		0
Mail Ballot	34	53.97%	29	46.03%	63
Total	34	53.97%	29	46.03%	63
7022014					
Poll Place	0		0		0
Vote by Mail	0		0		0
Mail Ballot	191	67.49%	92	32.51%	283
Total	191	67.49%	92	32.51%	283
7022015					
Poll Place	0		0		0
Vote by Mail	0		0		0
Mail Ballot	255	69.29%	113	30.71%	368
Total	255	69.29%	113	30.71%	368
7022019					
Poll Place	0		0		0
Vote by Mail	0		0		0
Mail Ballot	81	52.94%	72	47.06%	153
Total	81	52.94%	72	47.06%	153
7022022					
Poll Place	0		0		0
Vote by Mail	0		0		0
Mail Ballot	3	50.00%	3	50.00%	6
Total	3	50.00%	3	50.00%	6
7022025					
Poll Place	0		0		0
Vote by Mail	0		0		0
Mail Ballot	0		0		0
Total	0		0		0

Precinct	Registered Voters
7022028	
Poll Place	160
Vote by Mail	160
Mail Ballot	160
Total	160
7022029	
Poll Place	193
Vote by Mail	193
Mail Ballot	193
Total	193
7022217	
Poll Place	0
Vote by Mail	0
Mail Ballot	0
Total	0
7022227	
Poll Place	0
Vote by Mail	0
Mail Ballot	0
Total	0
7022234	
Poll Place	22
Vote by Mail	22
Mail Ballot	22
Total	22
7022283	
Poll Place	172
Vote by Mail	172
Mail Ballot	172
Total	172

Precinct	Yes		No		Total Votes
7022028					
Poll Place	0		0		0
Vote by Mail	0		0		0
Mail Ballot	60	60.00%	40	40.00%	100
Total	60	60.00%	40	40.00%	100
7022029					
Poll Place	0		0		0
Vote by Mail	0		0		0
Mail Ballot	90	72.58%	34	27.42%	124
Total	90	72.58%	34	27.42%	124
7022217					
Poll Place	0		0		0
Vote by Mail	0		0		0
Mail Ballot	0		0		0
Total	0		0		0
7022227					
Poll Place	0		0		0
Vote by Mail	0		0		0
Mail Ballot	0		0		0
Total	0		0		0
7022234					
Poll Place	0		0		0
Vote by Mail	0		0		0
Mail Ballot	15	93.75%	1	6.25%	16
Total	15	93.75%	1	6.25%	16
7022283					
Poll Place	0		0		0
Vote by Mail	0		0		0
Mail Ballot	58	58.59%	41	41.41%	99
Total	58	58.59%	41	41.41%	99

Precinct	Registered Voters
7022421	
Poll Place	43
Vote by Mail	43
Mail Ballot	43
Total	43
7022454	
Poll Place	247
Vote by Mail	247
Mail Ballot	247
Total	247
7022456	
Poll Place	2
Vote by Mail	2
Mail Ballot	2
Total	2
7022473	
Poll Place	1
Vote by Mail	1
Mail Ballot	1
Total	1
7022600	
Poll Place	15
Vote by Mail	15
Mail Ballot	15
Total	15
7022658	
Poll Place	8
Vote by Mail	8
Mail Ballot	8
Total	8

Precinct	Yes		No		Total Votes
7022421					
Poll Place	0		0		0
Vote by Mail	0		0		0
Mail Ballot	13	59.09%	9	40.91%	22
Total	13	59.09%	9	40.91%	22
7022454					
Poll Place	0		0		0
Vote by Mail	0		0		0
Mail Ballot	125	82.24%	27	17.76%	152
Total	125	82.24%	27	17.76%	152
7022456					
Poll Place	0		0		0
Vote by Mail	0		0		0
Mail Ballot	0	0.00%	2	100.00%	2
Total	0	0.00%	2	100.00%	2
7022473					
Poll Place	0		0		0
Vote by Mail	0		0		0
Mail Ballot	1	100.00%	0	0.00%	1
Total	1	100.00%	0	0.00%	1
7022600					
Poll Place	0		0		0
Vote by Mail	0		0		0
Mail Ballot	7	53.85%	6	46.15%	13
Total	7	53.85%	6	46.15%	13
7022658					
Poll Place	0		0		0
Vote by Mail	0		0		0
Mail Ballot	6	100.00%	0	0.00%	6
Total	6	100.00%	0	0.00%	6

Precinct	Registered Voters
7022768	
Poll Place	0
Vote by Mail	0
Mail Ballot	0
Total	0
7022791	
Poll Place	100
Vote by Mail	100
Mail Ballot	100
Total	100
7022793	
Poll Place	96
Vote by Mail	96
Mail Ballot	96
Total	96
7022803	
Poll Place	42
Vote by Mail	42
Mail Ballot	42
Total	42
7022805	
Poll Place	158
Vote by Mail	158
Mail Ballot	158
Total	158
7023016	
Poll Place	0
Vote by Mail	0
Mail Ballot	0
Total	0

Precinct	Yes		No		Total Votes
7022768					
Poll Place	0		0		0
Vote by Mail	0		0		0
Mail Ballot	0		0		0
Total	0		0		0
7022791					
Poll Place	0		0		0
Vote by Mail	0		0		0
Mail Ballot	55	74.32%	19	25.68%	74
Total	55	74.32%	19	25.68%	74
7022793					
Poll Place	0		0		0
Vote by Mail	0		0		0
Mail Ballot	57	79.17%	15	20.83%	72
Total	57	79.17%	15	20.83%	72
7022803					
Poll Place	0		0		0
Vote by Mail	0		0		0
Mail Ballot	4	36.36%	7	63.64%	11
Total	4	36.36%	7	63.64%	11
7022805					
Poll Place	0		0		0
Vote by Mail	0		0		0
Mail Ballot	94	81.74%	21	18.26%	115
Total	94	81.74%	21	18.26%	115
7023016					
Poll Place	0		0		0
Vote by Mail	0		0		0
Mail Ballot	0		0		0
Total	0		0		0

Precinct	Registered Voters
7023018	
Poll Place	0
Vote by Mail	0
Mail Ballot	0
Total	0
7023019	
Poll Place	0
Vote by Mail	0
Mail Ballot	0
Total	0
7023024	
Poll Place	138
Vote by Mail	138
Mail Ballot	138
Total	138
7023037	
Poll Place	40
Vote by Mail	40
Mail Ballot	40
Total	40
7023082	
Poll Place	194
Vote by Mail	194
Mail Ballot	194
Total	194
7023084	
Poll Place	0
Vote by Mail	0
Mail Ballot	0
Total	0

Precinct	Yes	No	Total Votes
7023018			
Poll Place	0	0	0
Vote by Mail	0	0	0
Mail Ballot	0	0	0
Total	0	0	0
7023019			
Poll Place	0	0	0
Vote by Mail	0	0	0
Mail Ballot	0	0	0
Total	0	0	0
7023024			
Poll Place	0	0	0
Vote by Mail	0	0	0
Mail Ballot	59 64.13%	33 35.87%	92
Total	59 64.13%	33 35.87%	92
7023037			
Poll Place	0	0	0
Vote by Mail	0	0	0
Mail Ballot	17 77.27%	5 22.73%	22
Total	17 77.27%	5 22.73%	22
7023082			
Poll Place	0	0	0
Vote by Mail	0	0	0
Mail Ballot	81 61.83%	50 38.17%	131
Total	81 61.83%	50 38.17%	131
7023084			
Poll Place	0	0	0
Vote by Mail	0	0	0
Mail Ballot	0	0	0
Total	0	0	0

Precinct	Registered Voters
7023148	
Poll Place	12
Vote by Mail	12
Mail Ballot	12
Total	12
7023198	
Poll Place	15
Vote by Mail	15
Mail Ballot	15
Total	15
7023201	
Poll Place	4
Vote by Mail	4
Mail Ballot	4
Total	4
7023221	
Poll Place	0
Vote by Mail	0
Mail Ballot	0
Total	0
7023303	
Poll Place	0
Vote by Mail	0
Mail Ballot	0
Total	0
7023395	
Poll Place	0
Vote by Mail	0
Mail Ballot	0
Total	0

Precinct	Yes		No		Total Votes
7023148					
Poll Place	0		0		0
Vote by Mail	0		0		0
Mail Ballot	10	90.91%	1	9.09%	11
Total	10	90.91%	1	9.09%	11
7023198					
Poll Place	0		0		0
Vote by Mail	0		0		0
Mail Ballot	7	63.64%	4	36.36%	11
Total	7	63.64%	4	36.36%	11
7023201					
Poll Place	0		0		0
Vote by Mail	0		0		0
Mail Ballot	0	0.00%	2	100.00%	2
Total	0	0.00%	2	100.00%	2
7023221					
Poll Place	0		0		0
Vote by Mail	0		0		0
Mail Ballot	0		0		0
Total	0		0		0
7023303					
Poll Place	0		0		0
Vote by Mail	0		0		0
Mail Ballot	0		0		0
Total	0		0		0
7023395					
Poll Place	0		0		0
Vote by Mail	0		0		0
Mail Ballot	0		0		0
Total	0		0		0

Precinct	Registered Voters
7023469	
Poll Place	1
Vote by Mail	1
Mail Ballot	1
Total	1
7023470	
Poll Place	333
Vote by Mail	333
Mail Ballot	333
Total	333
7023476	
Poll Place	256
Vote by Mail	256
Mail Ballot	256
Total	256
7023500	
Poll Place	206
Vote by Mail	206
Mail Ballot	206
Total	206
7023505	
Poll Place	2
Vote by Mail	2
Mail Ballot	2
Total	2
7023590	
Poll Place	0
Vote by Mail	0
Mail Ballot	0
Total	0

Precinct	Yes		No		Total Votes
7023469					
Poll Place	0		0		0
Vote by Mail	0		0		0
Mail Ballot	0		0		0
Total	0		0		0
7023470					
Poll Place	0		0		0
Vote by Mail	0		0		0
Mail Ballot	92	58.60%	65	41.40%	157
Total	92	58.60%	65	41.40%	157
7023476					
Poll Place	0		0		0
Vote by Mail	0		0		0
Mail Ballot	176	77.88%	50	22.12%	226
Total	176	77.88%	50	22.12%	226
7023500					
Poll Place	0		0		0
Vote by Mail	0		0		0
Mail Ballot	115	66.09%	59	33.91%	174
Total	115	66.09%	59	33.91%	174
7023505					
Poll Place	0		0		0
Vote by Mail	0		0		0
Mail Ballot	0		0		0
Total	0		0		0
7023590					
Poll Place	0		0		0
Vote by Mail	0		0		0
Mail Ballot	0		0		0
Total	0		0		0

Precinct	Registered Voters
7023604	
Poll Place	0
Vote by Mail	0
Mail Ballot	0
Total	0
7023606	
Poll Place	0
Vote by Mail	0
Mail Ballot	0
Total	0
7023610	
Poll Place	233
Vote by Mail	233
Mail Ballot	233
Total	233
7023766	
Poll Place	1
Vote by Mail	1
Mail Ballot	1
Total	1
7025274	
Poll Place	0
Vote by Mail	0
Mail Ballot	0
Total	0
7025275	
Poll Place	0
Vote by Mail	0
Mail Ballot	0
Total	0

Precinct	Yes		No		Total Votes
7023604					
Poll Place	0		0		0
Vote by Mail	0		0		0
Mail Ballot	0		0		0
Total	0		0		0
7023606					
Poll Place	0		0		0
Vote by Mail	0		0		0
Mail Ballot	0		0		0
Total	0		0		0
7023610					
Poll Place	0		0		0
Vote by Mail	0		0		0
Mail Ballot	111	66.47%	56	33.53%	167
Total	111	66.47%	56	33.53%	167
7023766					
Poll Place	0		0		0
Vote by Mail	0		0		0
Mail Ballot	1	100.00%	0	0.00%	1
Total	1	100.00%	0	0.00%	1
7025274					
Poll Place	0		0		0
Vote by Mail	0		0		0
Mail Ballot	0		0		0
Total	0		0		0
7025275					
Poll Place	0		0		0
Vote by Mail	0		0		0
Mail Ballot	0		0		0
Total	0		0		0

Precinct	Registered Voters
7025276	
Poll Place	0
Vote by Mail	0
Mail Ballot	0
Total	0
7025277	
Poll Place	0
Vote by Mail	0
Mail Ballot	0
Total	0
7025278	
Poll Place	0
Vote by Mail	0
Mail Ballot	0
Total	0
7025280	
Poll Place	174
Vote by Mail	174
Mail Ballot	174
Total	174
7030083	
Poll Place	262
Vote by Mail	262
Mail Ballot	262
Total	262
7030303	
Poll Place	294
Vote by Mail	294
Mail Ballot	294
Total	294

Precinct	Yes		No		Total Votes
7025276					
Poll Place	0		0		0
Vote by Mail	0		0		0
Mail Ballot	0		0		0
Total	0		0		0
7025277					
Poll Place	0		0		0
Vote by Mail	0		0		0
Mail Ballot	0		0		0
Total	0		0		0
7025278					
Poll Place	0		0		0
Vote by Mail	0		0		0
Mail Ballot	0		0		0
Total	0		0		0
7025280					
Poll Place	0		0		0
Vote by Mail	0		0		0
Mail Ballot	76	55.88%	60	44.12%	136
Total	76	55.88%	60	44.12%	136
7030083					
Poll Place	0		0		0
Vote by Mail	0		0		0
Mail Ballot	141	74.60%	48	25.40%	189
Total	141	74.60%	48	25.40%	189
7030303					
Poll Place	0		0		0
Vote by Mail	0		0		0
Mail Ballot	184	77.97%	52	22.03%	236
Total	184	77.97%	52	22.03%	236

Precinct	Registered Voters
7030324	
Poll Place	173
Vote by Mail	173
Mail Ballot	173
Total	173
7030327	
Poll Place	44
Vote by Mail	44
Mail Ballot	44
Total	44
7030329	
Poll Place	0
Vote by Mail	0
Mail Ballot	0
Total	0
7030330	
Poll Place	140
Vote by Mail	140
Mail Ballot	140
Total	140
7030331	
Poll Place	95
Vote by Mail	95
Mail Ballot	95
Total	95
7030336	
Poll Place	0
Vote by Mail	0
Mail Ballot	0
Total	0

Precinct	Yes		No		Total Votes
7030324					
Poll Place	0		0		0
Vote by Mail	0		0		0
Mail Ballot	45	52.33%	41	47.67%	86
Total	45	52.33%	41	47.67%	86
7030327					
Poll Place	0		0		0
Vote by Mail	0		0		0
Mail Ballot	32	84.21%	6	15.79%	38
Total	32	84.21%	6	15.79%	38
7030329					
Poll Place	0		0		0
Vote by Mail	0		0		0
Mail Ballot	0		0		0
Total	0		0		0
7030330					
Poll Place	0		0		0
Vote by Mail	0		0		0
Mail Ballot	77	83.70%	15	16.30%	92
Total	77	83.70%	15	16.30%	92
7030331					
Poll Place	0		0		0
Vote by Mail	0		0		0
Mail Ballot	28	48.28%	30	51.72%	58
Total	28	48.28%	30	51.72%	58
7030336					
Poll Place	0		0		0
Vote by Mail	0		0		0
Mail Ballot	0		0		0
Total	0		0		0

Precinct	Registered Voters
7030343	
Poll Place	91
Vote by Mail	91
Mail Ballot	91
Total	91
7030344	
Poll Place	335
Vote by Mail	335
Mail Ballot	335
Total	335
7030357	
Poll Place	0
Vote by Mail	0
Mail Ballot	0
Total	0
7030371	
Poll Place	282
Vote by Mail	282
Mail Ballot	282
Total	282
7030372	
Poll Place	206
Vote by Mail	206
Mail Ballot	206
Total	206
7030395	
Poll Place	1
Vote by Mail	1
Mail Ballot	1
Total	1

Precinct	Yes		No		Total Votes
7030343					
Poll Place	0		0		0
Vote by Mail	0		0		0
Mail Ballot	26	63.41%	15	36.59%	41
Total	26	63.41%	15	36.59%	41
7030344					
Poll Place	0		0		0
Vote by Mail	0		0		0
Mail Ballot	105	58.66%	74	41.34%	179
Total	105	58.66%	74	41.34%	179
7030357					
Poll Place	0		0		0
Vote by Mail	0		0		0
Mail Ballot	0		0		0
Total	0		0		0
7030371					
Poll Place	0		0		0
Vote by Mail	0		0		0
Mail Ballot	111	66.07%	57	33.93%	168
Total	111	66.07%	57	33.93%	168
7030372					
Poll Place	0		0		0
Vote by Mail	0		0		0
Mail Ballot	139	78.53%	38	21.47%	177
Total	139	78.53%	38	21.47%	177
7030395					
Poll Place	0		0		0
Vote by Mail	0		0		0
Mail Ballot	1	100.00%	0	0.00%	1
Total	1	100.00%	0	0.00%	1

Precinct	Registered Voters
7031178	
Poll Place	0
Vote by Mail	0
Mail Ballot	0
Total	0
7031211	
Poll Place	46
Vote by Mail	46
Mail Ballot	46
Total	46
7031212	
Poll Place	253
Vote by Mail	253
Mail Ballot	253
Total	253
7031217	
Poll Place	89
Vote by Mail	89
Mail Ballot	89
Total	89
7031665	
Poll Place	247
Vote by Mail	247
Mail Ballot	247
Total	247
7031740	
Poll Place	127
Vote by Mail	127
Mail Ballot	127
Total	127

Precinct	Yes		No		Total Votes
7031178					
Poll Place	0		0		0
Vote by Mail	0		0		0
Mail Ballot	0		0		0
Total	0		0		0
7031211					
Poll Place	0		0		0
Vote by Mail	0		0		0
Mail Ballot	14	50.00%	14	50.00%	28
Total	14	50.00%	14	50.00%	28
7031212					
Poll Place	0		0		0
Vote by Mail	0		0		0
Mail Ballot	73	54.89%	60	45.11%	133
Total	73	54.89%	60	45.11%	133
7031217					
Poll Place	0		0		0
Vote by Mail	0		0		0
Mail Ballot	44	72.13%	17	27.87%	61
Total	44	72.13%	17	27.87%	61
7031665					
Poll Place	0		0		0
Vote by Mail	0		0		0
Mail Ballot	116	73.42%	42	26.58%	158
Total	116	73.42%	42	26.58%	158
7031740					
Poll Place	0		0		0
Vote by Mail	0		0		0
Mail Ballot	57	74.03%	20	25.97%	77
Total	57	74.03%	20	25.97%	77

Precinct	Registered Voters
7032213	
Poll Place	15
Vote by Mail	15
Mail Ballot	15
Total	15
7032239	
Poll Place	0
Vote by Mail	0
Mail Ballot	0
Total	0
7032253	
Poll Place	50
Vote by Mail	50
Mail Ballot	50
Total	50
7032381	
Poll Place	52
Vote by Mail	52
Mail Ballot	52
Total	52
7032386	
Poll Place	4
Vote by Mail	4
Mail Ballot	4
Total	4
7032387	
Poll Place	149
Vote by Mail	149
Mail Ballot	149
Total	149

Precinct	Yes		No		Total Votes
7032213					
Poll Place	0		0		0
Vote by Mail	0		0		0
Mail Ballot	10	90.91%	1	9.09%	11
Total	10	90.91%	1	9.09%	11
7032239					
Poll Place	0		0		0
Vote by Mail	0		0		0
Mail Ballot	0		0		0
Total	0		0		0
7032253					
Poll Place	0		0		0
Vote by Mail	0		0		0
Mail Ballot	19	73.08%	7	26.92%	26
Total	19	73.08%	7	26.92%	26
7032381					
Poll Place	0		0		0
Vote by Mail	0		0		0
Mail Ballot	21	65.63%	11	34.38%	32
Total	21	65.63%	11	34.38%	32
7032386					
Poll Place	0		0		0
Vote by Mail	0		0		0
Mail Ballot	2	100.00%	0	0.00%	2
Total	2	100.00%	0	0.00%	2
7032387					
Poll Place	0		0		0
Vote by Mail	0		0		0
Mail Ballot	61	69.32%	27	30.68%	88
Total	61	69.32%	27	30.68%	88

Precinct	Registered Voters
7032493	
Poll Place	0
Vote by Mail	0
Mail Ballot	0
Total	0
7032752	
Poll Place	80
Vote by Mail	80
Mail Ballot	80
Total	80
7033210	
Poll Place	306
Vote by Mail	306
Mail Ballot	306
Total	306
7033223	
Poll Place	198
Vote by Mail	198
Mail Ballot	198
Total	198
7033226	
Poll Place	225
Vote by Mail	225
Mail Ballot	225
Total	225
7033491	
Poll Place	256
Vote by Mail	256
Mail Ballot	256
Total	256

Precinct	Yes		No		Total Votes
7032493					
Poll Place	0		0		0
Vote by Mail	0		0		0
Mail Ballot	0		0		0
Total	0		0		0
7032752					
Poll Place	0		0		0
Vote by Mail	0		0		0
Mail Ballot	45	71.43%	18	28.57%	63
Total	45	71.43%	18	28.57%	63
7033210					
Poll Place	0		0		0
Vote by Mail	0		0		0
Mail Ballot	151	68.33%	70	31.67%	221
Total	151	68.33%	70	31.67%	221
7033223					
Poll Place	0		0		0
Vote by Mail	0		0		0
Mail Ballot	66	60.00%	44	40.00%	110
Total	66	60.00%	44	40.00%	110
7033226					
Poll Place	0		0		0
Vote by Mail	0		0		0
Mail Ballot	96	68.57%	44	31.43%	140
Total	96	68.57%	44	31.43%	140
7033491					
Poll Place	0		0		0
Vote by Mail	0		0		0
Mail Ballot	66	61.68%	41	38.32%	107
Total	66	61.68%	41	38.32%	107

Precinct	Registered Voters
7033499	
Poll Place	121
Vote by Mail	121
Mail Ballot	121
Total	121
7035600	
Poll Place	101
Vote by Mail	101
Mail Ballot	101
Total	101
7035639	
Poll Place	67
Vote by Mail	67
Mail Ballot	67
Total	67
7035662	
Poll Place	485
Vote by Mail	485
Mail Ballot	485
Total	485
7035663	
Poll Place	19
Vote by Mail	19
Mail Ballot	19
Total	19
7035670	
Poll Place	0
Vote by Mail	0
Mail Ballot	0
Total	0

Precinct	Yes		No		Total Votes
7033499					
Poll Place	0		0		0
Vote by Mail	0		0		0
Mail Ballot	51	79.69%	13	20.31%	64
Total	51	79.69%	13	20.31%	64
7035600					
Poll Place	0		0		0
Vote by Mail	0		0		0
Mail Ballot	54	64.29%	30	35.71%	84
Total	54	64.29%	30	35.71%	84
7035639					
Poll Place	0		0		0
Vote by Mail	0		0		0
Mail Ballot	48	76.19%	15	23.81%	63
Total	48	76.19%	15	23.81%	63
7035662					
Poll Place	0		0		0
Vote by Mail	0		0		0
Mail Ballot	275	73.53%	99	26.47%	374
Total	275	73.53%	99	26.47%	374
7035663					
Poll Place	0		0		0
Vote by Mail	0		0		0
Mail Ballot	9	75.00%	3	25.00%	12
Total	9	75.00%	3	25.00%	12
7035670					
Poll Place	0		0		0
Vote by Mail	0		0		0
Mail Ballot	0		0		0
Total	0		0		0

Precinct	Registered Voters
7035676	
Poll Place	2
Vote by Mail	2
Mail Ballot	2
Total	2
7035683	
Poll Place	0
Vote by Mail	0
Mail Ballot	0
Total	0
7035685	
Poll Place	38
Vote by Mail	38
Mail Ballot	38
Total	38
7035687	
Poll Place	0
Vote by Mail	0
Mail Ballot	0
Total	0
7035692	
Poll Place	0
Vote by Mail	0
Mail Ballot	0
Total	0
7040140	
Poll Place	34
Vote by Mail	34
Mail Ballot	34
Total	34

Precinct	Yes	No	Total Votes
7035676			
Poll Place	0	0	0
Vote by Mail	0	0	0
Mail Ballot	0 0.00%	2 100.00%	2
Total	0 0.00%	2 100.00%	2
7035683			
Poll Place	0	0	0
Vote by Mail	0	0	0
Mail Ballot	0	0	0
Total	0	0	0
7035685			
Poll Place	0	0	0
Vote by Mail	0	0	0
Mail Ballot	4 36.36%	7 63.64%	11
Total	4 36.36%	7 63.64%	11
7035687			
Poll Place	0	0	0
Vote by Mail	0	0	0
Mail Ballot	0	0	0
Total	0	0	0
7035692			
Poll Place	0	0	0
Vote by Mail	0	0	0
Mail Ballot	0	0	0
Total	0	0	0
7040140			
Poll Place	0	0	0
Vote by Mail	0	0	0
Mail Ballot	17 73.91%	6 26.09%	23
Total	17 73.91%	6 26.09%	23

Precinct	Registered Voters
7040141	
Poll Place	0
Vote by Mail	0
Mail Ballot	0
Total	0
7040142	
Poll Place	51
Vote by Mail	51
Mail Ballot	51
Total	51
7040144	
Poll Place	56
Vote by Mail	56
Mail Ballot	56
Total	56
7040413	
Poll Place	210
Vote by Mail	210
Mail Ballot	210
Total	210
7040437	
Poll Place	2
Vote by Mail	2
Mail Ballot	2
Total	2
7040438	
Poll Place	0
Vote by Mail	0
Mail Ballot	0
Total	0

Precinct	Yes		No		Total Votes
7040141					
Poll Place	0		0		0
Vote by Mail	0		0		0
Mail Ballot	0		0		0
Total	0		0		0
7040142					
Poll Place	0		0		0
Vote by Mail	0		0		0
Mail Ballot	23	65.71%	12	34.29%	35
Total	23	65.71%	12	34.29%	35
7040144					
Poll Place	0		0		0
Vote by Mail	0		0		0
Mail Ballot	31	70.45%	13	29.55%	44
Total	31	70.45%	13	29.55%	44
7040413					
Poll Place	0		0		0
Vote by Mail	0		0		0
Mail Ballot	148	80.00%	37	20.00%	185
Total	148	80.00%	37	20.00%	185
7040437					
Poll Place	0		0		0
Vote by Mail	0		0		0
Mail Ballot	2	100.00%	0	0.00%	2
Total	2	100.00%	0	0.00%	2
7040438					
Poll Place	0		0		0
Vote by Mail	0		0		0
Mail Ballot	0		0		0
Total	0		0		0

Precinct	Registered Voters
7040439	
Poll Place	257
Vote by Mail	257
Mail Ballot	257
Total	257
7040472	
Poll Place	453
Vote by Mail	453
Mail Ballot	453
Total	453
7040478	
Poll Place	489
Vote by Mail	489
Mail Ballot	489
Total	489
7040492	
Poll Place	0
Vote by Mail	0
Mail Ballot	0
Total	0
7041139	
Poll Place	22
Vote by Mail	22
Mail Ballot	22
Total	22
7041143	
Poll Place	66
Vote by Mail	66
Mail Ballot	66
Total	66

Precinct	Yes		No		Total Votes
7040439					
Poll Place	0		0		0
Vote by Mail	0		0		0
Mail Ballot	165	74.66%	56	25.34%	221
Total	165	74.66%	56	25.34%	221
7040472					
Poll Place	0		0		0
Vote by Mail	0		0		0
Mail Ballot	220	67.48%	106	32.52%	326
Total	220	67.48%	106	32.52%	326
7040478					
Poll Place	0		0		0
Vote by Mail	0		0		0
Mail Ballot	346	79.18%	91	20.82%	437
Total	346	79.18%	91	20.82%	437
7040492					
Poll Place	0		0		0
Vote by Mail	0		0		0
Mail Ballot	0		0		0
Total	0		0		0
7041139					
Poll Place	0		0		0
Vote by Mail	0		0		0
Mail Ballot	18	100.00%	0	0.00%	18
Total	18	100.00%	0	0.00%	18
7041143					
Poll Place	0		0		0
Vote by Mail	0		0		0
Mail Ballot	33	67.35%	16	32.65%	49
Total	33	67.35%	16	32.65%	49

Precinct	Registered Voters
7041149	
Poll Place	99
Vote by Mail	99
Mail Ballot	99
Total	99
7041160	
Poll Place	4
Vote by Mail	4
Mail Ballot	4
Total	4
7041241	
Poll Place	173
Vote by Mail	173
Mail Ballot	173
Total	173
7041476	
Poll Place	21
Vote by Mail	21
Mail Ballot	21
Total	21
7041495	
Poll Place	216
Vote by Mail	216
Mail Ballot	216
Total	216
7041496	
Poll Place	12
Vote by Mail	12
Mail Ballot	12
Total	12

Precinct	Yes		No		Total Votes
7041149					
Poll Place	0		0		0
Vote by Mail	0		0		0
Mail Ballot	42	72.41%	16	27.59%	58
Total	42	72.41%	16	27.59%	58
7041160					
Poll Place	0		0		0
Vote by Mail	0		0		0
Mail Ballot	4	100.00%	0	0.00%	4
Total	4	100.00%	0	0.00%	4
7041241					
Poll Place	0		0		0
Vote by Mail	0		0		0
Mail Ballot	87	69.60%	38	30.40%	125
Total	87	69.60%	38	30.40%	125
7041476					
Poll Place	0		0		0
Vote by Mail	0		0		0
Mail Ballot	13	81.25%	3	18.75%	16
Total	13	81.25%	3	18.75%	16
7041495					
Poll Place	0		0		0
Vote by Mail	0		0		0
Mail Ballot	133	73.89%	47	26.11%	180
Total	133	73.89%	47	26.11%	180
7041496					
Poll Place	0		0		0
Vote by Mail	0		0		0
Mail Ballot	8	88.89%	1	11.11%	9
Total	8	88.89%	1	11.11%	9

Precinct	Registered Voters
7041505	
Poll Place	86
Vote by Mail	86
Mail Ballot	86
Total	86
7041507	
Poll Place	0
Vote by Mail	0
Mail Ballot	0
Total	0
7041623	
Poll Place	21
Vote by Mail	21
Mail Ballot	21
Total	21
7041665	
Poll Place	76
Vote by Mail	76
Mail Ballot	76
Total	76
7041769	
Poll Place	240
Vote by Mail	240
Mail Ballot	240
Total	240
7041778	
Poll Place	0
Vote by Mail	0
Mail Ballot	0
Total	0

Precinct	Yes		No		Total Votes
7041505					
Poll Place	0		0		0
Vote by Mail	0		0		0
Mail Ballot	61	79.22%	16	20.78%	77
Total	61	79.22%	16	20.78%	77
7041507					
Poll Place	0		0		0
Vote by Mail	0		0		0
Mail Ballot	0		0		0
Total	0		0		0
7041623					
Poll Place	0		0		0
Vote by Mail	0		0		0
Mail Ballot	11	73.33%	4	26.67%	15
Total	11	73.33%	4	26.67%	15
7041665					
Poll Place	0		0		0
Vote by Mail	0		0		0
Mail Ballot	50	74.63%	17	25.37%	67
Total	50	74.63%	17	25.37%	67
7041769					
Poll Place	0		0		0
Vote by Mail	0		0		0
Mail Ballot	125	74.40%	43	25.60%	168
Total	125	74.40%	43	25.60%	168
7041778					
Poll Place	0		0		0
Vote by Mail	0		0		0
Mail Ballot	0		0		0
Total	0		0		0

Precinct	Registered Voters
7041815	
Poll Place	0
Vote by Mail	0
Mail Ballot	0
Total	0
7041914	
Poll Place	236
Vote by Mail	236
Mail Ballot	236
Total	236
7041930	
Poll Place	50
Vote by Mail	50
Mail Ballot	50
Total	50
7042223	
Poll Place	5
Vote by Mail	5
Mail Ballot	5
Total	5
7042265	
Poll Place	35
Vote by Mail	35
Mail Ballot	35
Total	35
7042427	
Poll Place	44
Vote by Mail	44
Mail Ballot	44
Total	44

Precinct	Yes		No		Total Votes
7041815					
Poll Place	0		0		0
Vote by Mail	0		0		0
Mail Ballot	0		0		0
Total	0		0		0
7041914					
Poll Place	0		0		0
Vote by Mail	0		0		0
Mail Ballot	172	85.57%	29	14.43%	201
Total	172	85.57%	29	14.43%	201
7041930					
Poll Place	0		0		0
Vote by Mail	0		0		0
Mail Ballot	32	88.89%	4	11.11%	36
Total	32	88.89%	4	11.11%	36
7042223					
Poll Place	0		0		0
Vote by Mail	0		0		0
Mail Ballot	2	66.67%	1	33.33%	3
Total	2	66.67%	1	33.33%	3
7042265					
Poll Place	0		0		0
Vote by Mail	0		0		0
Mail Ballot	16	66.67%	8	33.33%	24
Total	16	66.67%	8	33.33%	24
7042427					
Poll Place	0		0		0
Vote by Mail	0		0		0
Mail Ballot	16	59.26%	11	40.74%	27
Total	16	59.26%	11	40.74%	27

Precinct	Registered Voters
7042441	
Poll Place	0
Vote by Mail	0
Mail Ballot	0
Total	0
7042517	
Poll Place	6
Vote by Mail	6
Mail Ballot	6
Total	6
7042521	
Poll Place	32
Vote by Mail	32
Mail Ballot	32
Total	32
7042783	
Poll Place	0
Vote by Mail	0
Mail Ballot	0
Total	0
7042784	
Poll Place	2
Vote by Mail	2
Mail Ballot	2
Total	2
7042785	
Poll Place	0
Vote by Mail	0
Mail Ballot	0
Total	0

Precinct	Yes		No		Total Votes
7042441					
Poll Place	0		0		0
Vote by Mail	0		0		0
Mail Ballot	0		0		0
Total	0		0		0
7042517					
Poll Place	0		0		0
Vote by Mail	0		0		0
Mail Ballot	4	100.00%	0	0.00%	4
Total	4	100.00%	0	0.00%	4
7042521					
Poll Place	0		0		0
Vote by Mail	0		0		0
Mail Ballot	15	71.43%	6	28.57%	21
Total	15	71.43%	6	28.57%	21
7042783					
Poll Place	0		0		0
Vote by Mail	0		0		0
Mail Ballot	0		0		0
Total	0		0		0
7042784					
Poll Place	0		0		0
Vote by Mail	0		0		0
Mail Ballot	2	100.00%	0	0.00%	2
Total	2	100.00%	0	0.00%	2
7042785					
Poll Place	0		0		0
Vote by Mail	0		0		0
Mail Ballot	0		0		0
Total	0		0		0

Precinct	Registered Voters
7042789	
Poll Place	0
Vote by Mail	0
Mail Ballot	0
Total	0
7042910	
Poll Place	0
Vote by Mail	0
Mail Ballot	0
Total	0
7043044	
Poll Place	4
Vote by Mail	4
Mail Ballot	4
Total	4
7043063	
Poll Place	0
Vote by Mail	0
Mail Ballot	0
Total	0
7043101	
Poll Place	0
Vote by Mail	0
Mail Ballot	0
Total	0
7043295	
Poll Place	615
Vote by Mail	615
Mail Ballot	615
Total	615

Precinct	Yes		No		Total Votes
7042789					
Poll Place	0		0		0
Vote by Mail	0		0		0
Mail Ballot	0		0		0
Total	0		0		0
7042910					
Poll Place	0		0		0
Vote by Mail	0		0		0
Mail Ballot	0		0		0
Total	0		0		0
7043044					
Poll Place	0		0		0
Vote by Mail	0		0		0
Mail Ballot	1	50.00%	1	50.00%	2
Total	1	50.00%	1	50.00%	2
7043063					
Poll Place	0		0		0
Vote by Mail	0		0		0
Mail Ballot	0		0		0
Total	0		0		0
7043101					
Poll Place	0		0		0
Vote by Mail	0		0		0
Mail Ballot	0		0		0
Total	0		0		0
7043295					
Poll Place	0		0		0
Vote by Mail	0		0		0
Mail Ballot	265	69.55%	116	30.45%	381
Total	265	69.55%	116	30.45%	381

Precinct	Registered Voters
7043458	
Poll Place	0
Vote by Mail	0
Mail Ballot	0
Total	0
7043561	
Poll Place	227
Vote by Mail	227
Mail Ballot	227
Total	227
7043576	
Poll Place	0
Vote by Mail	0
Mail Ballot	0
Total	0
7044116	
Poll Place	18
Vote by Mail	18
Mail Ballot	18
Total	18
7044120	
Poll Place	314
Vote by Mail	314
Mail Ballot	314
Total	314
7044123	
Poll Place	683
Vote by Mail	683
Mail Ballot	683
Total	683

Precinct	Yes		No		Total Votes
7043458					
Poll Place	0		0		0
Vote by Mail	0		0		0
Mail Ballot	0		0		0
Total	0		0		0
7043561					
Poll Place	0		0		0
Vote by Mail	0		0		0
Mail Ballot	84	65.63%	44	34.38%	128
Total	84	65.63%	44	34.38%	128
7043576					
Poll Place	0		0		0
Vote by Mail	0		0		0
Mail Ballot	0		0		0
Total	0		0		0
7044116					
Poll Place	0		0		0
Vote by Mail	0		0		0
Mail Ballot	14	87.50%	2	12.50%	16
Total	14	87.50%	2	12.50%	16
7044120					
Poll Place	0		0		0
Vote by Mail	0		0		0
Mail Ballot	208	75.91%	66	24.09%	274
Total	208	75.91%	66	24.09%	274
7044123					
Poll Place	0		0		0
Vote by Mail	0		0		0
Mail Ballot	394	71.12%	160	28.88%	554
Total	394	71.12%	160	28.88%	554

Precinct	Registered Voters
7044133	
Poll Place	0
Vote by Mail	0
Mail Ballot	0
Total	0
7050025	
Poll Place	64
Vote by Mail	64
Mail Ballot	64
Total	64
7050030	
Poll Place	191
Vote by Mail	191
Mail Ballot	191
Total	191
7050032	
Poll Place	8
Vote by Mail	8
Mail Ballot	8
Total	8
7050212	
Poll Place	0
Vote by Mail	0
Mail Ballot	0
Total	0
7050220	
Poll Place	182
Vote by Mail	182
Mail Ballot	182
Total	182

Precinct	Yes		No		Total Votes
7044133					
Poll Place	0		0		0
Vote by Mail	0		0		0
Mail Ballot	0		0		0
Total	0		0		0
7050025					
Poll Place	0		0		0
Vote by Mail	0		0		0
Mail Ballot	33	84.62%	6	15.38%	39
Total	33	84.62%	6	15.38%	39
7050030					
Poll Place	0		0		0
Vote by Mail	0		0		0
Mail Ballot	58	59.79%	39	40.21%	97
Total	58	59.79%	39	40.21%	97
7050032					
Poll Place	0		0		0
Vote by Mail	0		0		0
Mail Ballot	1	100.00%	0	0.00%	1
Total	1	100.00%	0	0.00%	1
7050212					
Poll Place	0		0		0
Vote by Mail	0		0		0
Mail Ballot	0		0		0
Total	0		0		0
7050220					
Poll Place	0		0		0
Vote by Mail	0		0		0
Mail Ballot	40	54.05%	34	45.95%	74
Total	40	54.05%	34	45.95%	74

Precinct	Registered Voters
7050221	
Poll Place	251
Vote by Mail	251
Mail Ballot	251
Total	251
7050504	
Poll Place	57
Vote by Mail	57
Mail Ballot	57
Total	57
7050526	
Poll Place	0
Vote by Mail	0
Mail Ballot	0
Total	0
7050529	
Poll Place	2
Vote by Mail	2
Mail Ballot	2
Total	2
7050537	
Poll Place	276
Vote by Mail	276
Mail Ballot	276
Total	276
7050540	
Poll Place	81
Vote by Mail	81
Mail Ballot	81
Total	81

Precinct	Yes		No		Total Votes
7050221					
Poll Place	0		0		0
Vote by Mail	0		0		0
Mail Ballot	57	60.64%	37	39.36%	94
Total	57	60.64%	37	39.36%	94
7050504					
Poll Place	0		0		0
Vote by Mail	0		0		0
Mail Ballot	9	50.00%	9	50.00%	18
Total	9	50.00%	9	50.00%	18
7050526					
Poll Place	0		0		0
Vote by Mail	0		0		0
Mail Ballot	0		0		0
Total	0		0		0
7050529					
Poll Place	0		0		0
Vote by Mail	0		0		0
Mail Ballot	0		0		0
Total	0		0		0
7050537					
Poll Place	0		0		0
Vote by Mail	0		0		0
Mail Ballot	86	52.44%	78	47.56%	164
Total	86	52.44%	78	47.56%	164
7050540					
Poll Place	0		0		0
Vote by Mail	0		0		0
Mail Ballot	20	60.61%	13	39.39%	33
Total	20	60.61%	13	39.39%	33

Precinct	Registered Voters
7050542	
Poll Place	420
Vote by Mail	420
Mail Ballot	420
Total	420
7050546	
Poll Place	0
Vote by Mail	0
Mail Ballot	0
Total	0
7050551	
Poll Place	403
Vote by Mail	403
Mail Ballot	403
Total	403
7050557	
Poll Place	75
Vote by Mail	75
Mail Ballot	75
Total	75
7050561	
Poll Place	227
Vote by Mail	227
Mail Ballot	227
Total	227
7050563	
Poll Place	0
Vote by Mail	0
Mail Ballot	0
Total	0

Precinct	Yes		No		Total Votes
7050542					
Poll Place	0		0		0
Vote by Mail	0		0		0
Mail Ballot	133	56.12%	104	43.88%	237
Total	133	56.12%	104	43.88%	237
7050546					
Poll Place	0		0		0
Vote by Mail	0		0		0
Mail Ballot	0		0		0
Total	0		0		0
7050551					
Poll Place	0		0		0
Vote by Mail	0		0		0
Mail Ballot	139	59.15%	96	40.85%	235
Total	139	59.15%	96	40.85%	235
7050557					
Poll Place	0		0		0
Vote by Mail	0		0		0
Mail Ballot	26	63.41%	15	36.59%	41
Total	26	63.41%	15	36.59%	41
7050561					
Poll Place	0		0		0
Vote by Mail	0		0		0
Mail Ballot	61	48.03%	66	51.97%	127
Total	61	48.03%	66	51.97%	127
7050563					
Poll Place	0		0		0
Vote by Mail	0		0		0
Mail Ballot	0		0		0
Total	0		0		0

Precinct	Registered Voters
7050564	
Poll Place	0
Vote by Mail	0
Mail Ballot	0
Total	0
7050566	
Poll Place	0
Vote by Mail	0
Mail Ballot	0
Total	0
7050573	
Poll Place	0
Vote by Mail	0
Mail Ballot	0
Total	0
7050579	
Poll Place	139
Vote by Mail	139
Mail Ballot	139
Total	139
7050581	
Poll Place	234
Vote by Mail	234
Mail Ballot	234
Total	234
7050582	
Poll Place	29
Vote by Mail	29
Mail Ballot	29
Total	29

Precinct	Yes	No	Total Votes
7050564			
Poll Place	0	0	0
Vote by Mail	0	0	0
Mail Ballot	0	0	0
Total	0	0	0
7050566			
Poll Place	0	0	0
Vote by Mail	0	0	0
Mail Ballot	0	0	0
Total	0	0	0
7050573			
Poll Place	0	0	0
Vote by Mail	0	0	0
Mail Ballot	0	0	0
Total	0	0	0
7050579			
Poll Place	0	0	0
Vote by Mail	0	0	0
Mail Ballot	47 62.67%	28 37.33%	75
Total	47 62.67%	28 37.33%	75
7050581			
Poll Place	0	0	0
Vote by Mail	0	0	0
Mail Ballot	57 52.78%	51 47.22%	108
Total	57 52.78%	51 47.22%	108
7050582			
Poll Place	0	0	0
Vote by Mail	0	0	0
Mail Ballot	8 61.54%	5 38.46%	13
Total	8 61.54%	5 38.46%	13

Precinct	Registered Voters
7050597	
Poll Place	3
Vote by Mail	3
Mail Ballot	3
Total	3
7050702	
Poll Place	236
Vote by Mail	236
Mail Ballot	236
Total	236
7050707	
Poll Place	249
Vote by Mail	249
Mail Ballot	249
Total	249
7050712	
Poll Place	0
Vote by Mail	0
Mail Ballot	0
Total	0
7050713	
Poll Place	355
Vote by Mail	355
Mail Ballot	355
Total	355
7050726	
Poll Place	298
Vote by Mail	298
Mail Ballot	298
Total	298

Precinct	Yes		No		Total Votes
7050597					
Poll Place	0		0		0
Vote by Mail	0		0		0
Mail Ballot	2	100.00%	0	0.00%	2
Total	2	100.00%	0	0.00%	2
7050702					
Poll Place	0		0		0
Vote by Mail	0		0		0
Mail Ballot	86	63.24%	50	36.76%	136
Total	86	63.24%	50	36.76%	136
7050707					
Poll Place	0		0		0
Vote by Mail	0		0		0
Mail Ballot	79	54.11%	67	45.89%	146
Total	79	54.11%	67	45.89%	146
7050712					
Poll Place	0		0		0
Vote by Mail	0		0		0
Mail Ballot	0		0		0
Total	0		0		0
7050713					
Poll Place	0		0		0
Vote by Mail	0		0		0
Mail Ballot	138	62.73%	82	37.27%	220
Total	138	62.73%	82	37.27%	220
7050726					
Poll Place	0		0		0
Vote by Mail	0		0		0
Mail Ballot	145	69.71%	63	30.29%	208
Total	145	69.71%	63	30.29%	208

Precinct	Registered Voters
7050730	
Poll Place	8
Vote by Mail	8
Mail Ballot	8
Total	8
7050732	
Poll Place	74
Vote by Mail	74
Mail Ballot	74
Total	74
7050734	
Poll Place	161
Vote by Mail	161
Mail Ballot	161
Total	161
7050748	
Poll Place	111
Vote by Mail	111
Mail Ballot	111
Total	111
7050749	
Poll Place	141
Vote by Mail	141
Mail Ballot	141
Total	141
7050758	
Poll Place	4
Vote by Mail	4
Mail Ballot	4
Total	4

Precinct	Yes		No		Total Votes
7050730					
Poll Place	0		0		0
Vote by Mail	0		0		0
Mail Ballot	2	100.00%	0	0.00%	2
Total	2	100.00%	0	0.00%	2
7050732					
Poll Place	0		0		0
Vote by Mail	0		0		0
Mail Ballot	26	59.09%	18	40.91%	44
Total	26	59.09%	18	40.91%	44
7050734					
Poll Place	0		0		0
Vote by Mail	0		0		0
Mail Ballot	54	63.53%	31	36.47%	85
Total	54	63.53%	31	36.47%	85
7050748					
Poll Place	0		0		0
Vote by Mail	0		0		0
Mail Ballot	30	68.18%	14	31.82%	44
Total	30	68.18%	14	31.82%	44
7050749					
Poll Place	0		0		0
Vote by Mail	0		0		0
Mail Ballot	49	64.47%	27	35.53%	76
Total	49	64.47%	27	35.53%	76
7050758					
Poll Place	0		0		0
Vote by Mail	0		0		0
Mail Ballot	2	50.00%	2	50.00%	4
Total	2	50.00%	2	50.00%	4

Precinct	Registered Voters
7050759	
Poll Place	20
Vote by Mail	20
Mail Ballot	20
Total	20
7050760	
Poll Place	0
Vote by Mail	0
Mail Ballot	0
Total	0
7050764	
Poll Place	0
Vote by Mail	0
Mail Ballot	0
Total	0
7050769	
Poll Place	0
Vote by Mail	0
Mail Ballot	0
Total	0
7051188	
Poll Place	18
Vote by Mail	18
Mail Ballot	18
Total	18
7051233	
Poll Place	284
Vote by Mail	284
Mail Ballot	284
Total	284

Precinct	Yes		No		Total Votes
7050759					
Poll Place	0		0		0
Vote by Mail	0		0		0
Mail Ballot	9	64.29%	5	35.71%	14
Total	9	64.29%	5	35.71%	14
7050760					
Poll Place	0		0		0
Vote by Mail	0		0		0
Mail Ballot	0		0		0
Total	0		0		0
7050764					
Poll Place	0		0		0
Vote by Mail	0		0		0
Mail Ballot	0		0		0
Total	0		0		0
7050769					
Poll Place	0		0		0
Vote by Mail	0		0		0
Mail Ballot	0		0		0
Total	0		0		0
7051188					
Poll Place	0		0		0
Vote by Mail	0		0		0
Mail Ballot	6	75.00%	2	25.00%	8
Total	6	75.00%	2	25.00%	8
7051233					
Poll Place	0		0		0
Vote by Mail	0		0		0
Mail Ballot	94	57.67%	69	42.33%	163
Total	94	57.67%	69	42.33%	163

Precinct	Registered Voters
7051293	
Poll Place	177
Vote by Mail	177
Mail Ballot	177
Total	177
7051294	
Poll Place	63
Vote by Mail	63
Mail Ballot	63
Total	63
7051295	
Poll Place	15
Vote by Mail	15
Mail Ballot	15
Total	15
7051297	
Poll Place	209
Vote by Mail	209
Mail Ballot	209
Total	209
7051298	
Poll Place	289
Vote by Mail	289
Mail Ballot	289
Total	289
7051490	
Poll Place	7
Vote by Mail	7
Mail Ballot	7
Total	7

Precinct	Yes		No		Total Votes
7051293					
Poll Place	0		0		0
Vote by Mail	0		0		0
Mail Ballot	72	64.29%	40	35.71%	112
Total	72	64.29%	40	35.71%	112
7051294					
Poll Place	0		0		0
Vote by Mail	0		0		0
Mail Ballot	6	46.15%	7	53.85%	13
Total	6	46.15%	7	53.85%	13
7051295					
Poll Place	0		0		0
Vote by Mail	0		0		0
Mail Ballot	5	62.50%	3	37.50%	8
Total	5	62.50%	3	37.50%	8
7051297					
Poll Place	0		0		0
Vote by Mail	0		0		0
Mail Ballot	103	68.21%	48	31.79%	151
Total	103	68.21%	48	31.79%	151
7051298					
Poll Place	0		0		0
Vote by Mail	0		0		0
Mail Ballot	90	58.06%	65	41.94%	155
Total	90	58.06%	65	41.94%	155
7051490					
Poll Place	0		0		0
Vote by Mail	0		0		0
Mail Ballot	3	100.00%	0	0.00%	3
Total	3	100.00%	0	0.00%	3

Precinct	Registered Voters
7051494	
Poll Place	5
Vote by Mail	5
Mail Ballot	5
Total	5
7051679	
Poll Place	71
Vote by Mail	71
Mail Ballot	71
Total	71
7051704	
Poll Place	70
Vote by Mail	70
Mail Ballot	70
Total	70
7051739	
Poll Place	178
Vote by Mail	178
Mail Ballot	178
Total	178
7051751	
Poll Place	332
Vote by Mail	332
Mail Ballot	332
Total	332
7051779	
Poll Place	0
Vote by Mail	0
Mail Ballot	0
Total	0

Precinct	Yes		No		Total Votes
7051494					
Poll Place	0		0		0
Vote by Mail	0		0		0
Mail Ballot	0	0.00%	3	100.00%	3
Total	0	0.00%	3	100.00%	3
7051679					
Poll Place	0		0		0
Vote by Mail	0		0		0
Mail Ballot	14	66.67%	7	33.33%	21
Total	14	66.67%	7	33.33%	21
7051704					
Poll Place	0		0		0
Vote by Mail	0		0		0
Mail Ballot	14	37.84%	23	62.16%	37
Total	14	37.84%	23	62.16%	37
7051739					
Poll Place	0		0		0
Vote by Mail	0		0		0
Mail Ballot	83	72.81%	31	27.19%	114
Total	83	72.81%	31	27.19%	114
7051751					
Poll Place	0		0		0
Vote by Mail	0		0		0
Mail Ballot	107	60.80%	69	39.20%	176
Total	107	60.80%	69	39.20%	176
7051779					
Poll Place	0		0		0
Vote by Mail	0		0		0
Mail Ballot	0		0		0
Total	0		0		0

Precinct	Registered Voters
7051972	
Poll Place	7
Vote by Mail	7
Mail Ballot	7
Total	7
7052140	
Poll Place	203
Vote by Mail	203
Mail Ballot	203
Total	203
7052142	
Poll Place	9
Vote by Mail	9
Mail Ballot	9
Total	9
7052143	
Poll Place	139
Vote by Mail	139
Mail Ballot	139
Total	139
7052272	
Poll Place	14
Vote by Mail	14
Mail Ballot	14
Total	14
7052770	
Poll Place	178
Vote by Mail	178
Mail Ballot	178
Total	178

Precinct	Yes		No		Total Votes
7051972					
Poll Place	0		0		0
Vote by Mail	0		0		0
Mail Ballot	3	75.00%	1	25.00%	4
Total	3	75.00%	1	25.00%	4
7052140					
Poll Place	0		0		0
Vote by Mail	0		0		0
Mail Ballot	79	59.85%	53	40.15%	132
Total	79	59.85%	53	40.15%	132
7052142					
Poll Place	0		0		0
Vote by Mail	0		0		0
Mail Ballot	3	50.00%	3	50.00%	6
Total	3	50.00%	3	50.00%	6
7052143					
Poll Place	0		0		0
Vote by Mail	0		0		0
Mail Ballot	64	75.29%	21	24.71%	85
Total	64	75.29%	21	24.71%	85
7052272					
Poll Place	0		0		0
Vote by Mail	0		0		0
Mail Ballot	1	33.33%	2	66.67%	3
Total	1	33.33%	2	66.67%	3
7052770					
Poll Place	0		0		0
Vote by Mail	0		0		0
Mail Ballot	37	53.62%	32	46.38%	69
Total	37	53.62%	32	46.38%	69

Precinct	Registered Voters
7053012	
Poll Place	114
Vote by Mail	114
Mail Ballot	114
Total	114
7053449	
Poll Place	11
Vote by Mail	11
Mail Ballot	11
Total	11
7053495	
Poll Place	0
Vote by Mail	0
Mail Ballot	0
Total	0
7053752	
Poll Place	10
Vote by Mail	10
Mail Ballot	10
Total	10
7053765	
Poll Place	2
Vote by Mail	2
Mail Ballot	2
Total	2
Kern County - Total	425,526
Cumulative	
Cumulative	
Poll Place	0
Vote by Mail	0
Mail Ballot	0
Total	0

Precinct	Yes		No		Total Votes
7053012					
Poll Place	0		0		0
Vote by Mail	0		0		0
Mail Ballot	34	54.84%	28	45.16%	62
Total	34	54.84%	28	45.16%	62
7053449					
Poll Place	0		0		0
Vote by Mail	0		0		0
Mail Ballot	3	37.50%	5	62.50%	8
Total	3	37.50%	5	62.50%	8
7053495					
Poll Place	0		0		0
Vote by Mail	0		0		0
Mail Ballot	0		0		0
Total	0		0		0
7053752					
Poll Place	0		0		0
Vote by Mail	0		0		0
Mail Ballot	6	75.00%	2	25.00%	8
Total	6	75.00%	2	25.00%	8
7053765					
Poll Place	0		0		0
Vote by Mail	0		0		0
Mail Ballot	2	100.00%	0	0.00%	2
Total	2	100.00%	0	0.00%	2
Kern County - Total	201,842	67.15%	98,742	32.85%	300,584
Cumulative					
Cumulative					
Poll Place	0		0		0
Vote by Mail	0		0		0
Mail Ballot	0		0		0
Total	0		0		0

Precinct	Registered Voters
Cumulative - Total	0
County - Total	425,526

Precinct	Yes		No		Total Votes
Cumulative - Total	0		0		0
County - Total	201,842	67.15%	98,742	32.85%	300,584

PROPOSITION 23 (Vote for 1)

Precinct	Registered Voters
County	
Kern County	
0011155	
Poll Place	1,261
Vote by Mail	1,261
Mail Ballot	1,261
Total	1,261
0011190	
Poll Place	1,610
Vote by Mail	1,610
Mail Ballot	1,610
Total	1,610
0011195	
Poll Place	1,366
Vote by Mail	1,366
Mail Ballot	1,366
Total	1,366
0011530	
Poll Place	929
Vote by Mail	929
Mail Ballot	929
Total	929
0011540	
Poll Place	1,054
Vote by Mail	1,054
Mail Ballot	1,054
Total	1,054

Precinct	Yes		No		Total Votes
County					
Kern County					
0011155					
Poll Place	42	19.63%	172	80.37%	214
Vote by Mail	155	20.89%	587	79.11%	742
Mail Ballot	0		0		0
Total	197	20.61%	759	79.39%	956
0011190					
Poll Place	58	34.73%	109	65.27%	167
Vote by Mail	219	20.74%	837	79.26%	1,056
Mail Ballot	0		0		0
Total	277	22.65%	946	77.35%	1,223
0011195					
Poll Place	29	11.55%	222	88.45%	251
Vote by Mail	142	14.19%	859	85.81%	1,001
Mail Ballot	0		0		0
Total	171	13.66%	1,081	86.34%	1,252
0011530					
Poll Place	48	60.00%	32	40.00%	80
Vote by Mail	194	42.54%	262	57.46%	456
Mail Ballot	0		0		0
Total	242	45.15%	294	54.85%	536
0011540					
Poll Place	37	56.06%	29	43.94%	66
Vote by Mail	212	41.73%	296	58.27%	508
Mail Ballot	0		0		0
Total	249	43.38%	325	56.62%	574

Precinct	Registered Voters
0011546	
Poll Place	1,123
Vote by Mail	1,123
Mail Ballot	1,123
Total	1,123
0011548	
Poll Place	1,615
Vote by Mail	1,615
Mail Ballot	1,615
Total	1,615
0011550	
Poll Place	1,408
Vote by Mail	1,408
Mail Ballot	1,408
Total	1,408
0011552	
Poll Place	1,346
Vote by Mail	1,346
Mail Ballot	1,346
Total	1,346
0011554	
Poll Place	1,660
Vote by Mail	1,660
Mail Ballot	1,660
Total	1,660
0011557	
Poll Place	1,632
Vote by Mail	1,632
Mail Ballot	1,632
Total	1,632

Precinct	Yes		No		Total Votes
0011546					
Poll Place	51	57.95%	37	42.05%	88
Vote by Mail	236	41.55%	332	58.45%	568
Mail Ballot	0		0		0
Total	287	43.75%	369	56.25%	656
0011548					
Poll Place	45	43.27%	59	56.73%	104
Vote by Mail	414	38.98%	648	61.02%	1,062
Mail Ballot	0		0		0
Total	459	39.37%	707	60.63%	1,166
0011550					
Poll Place	36	42.86%	48	57.14%	84
Vote by Mail	359	42.24%	491	57.76%	850
Mail Ballot	0		0		0
Total	395	42.29%	539	57.71%	934
0011552					
Poll Place	60	57.69%	44	42.31%	104
Vote by Mail	313	43.84%	401	56.16%	714
Mail Ballot	0		0		0
Total	373	45.60%	445	54.40%	818
0011554					
Poll Place	74	54.81%	61	45.19%	135
Vote by Mail	344	43.11%	454	56.89%	798
Mail Ballot	0		0		0
Total	418	44.80%	515	55.20%	933
0011557					
Poll Place	55	47.41%	61	52.59%	116
Vote by Mail	373	45.27%	451	54.73%	824
Mail Ballot	0		0		0
Total	428	45.53%	512	54.47%	940

Precinct	Registered Voters
0011570	
Poll Place	1,087
Vote by Mail	1,087
Mail Ballot	1,087
Total	1,087
0011580	
Poll Place	1,070
Vote by Mail	1,070
Mail Ballot	1,070
Total	1,070
0011610	
Poll Place	882
Vote by Mail	882
Mail Ballot	882
Total	882
0011626	
Poll Place	1,859
Vote by Mail	1,859
Mail Ballot	1,859
Total	1,859
0011725	
Poll Place	1,209
Vote by Mail	1,209
Mail Ballot	1,209
Total	1,209
0011990	
Poll Place	836
Vote by Mail	836
Mail Ballot	836
Total	836

Precinct	Yes		No		Total Votes
0011570					
Poll Place	60	51.28%	57	48.72%	117
Vote by Mail	230	42.28%	314	57.72%	544
Mail Ballot	0		0		0
Total	290	43.87%	371	56.13%	661
0011580					
Poll Place	47	50.00%	47	50.00%	94
Vote by Mail	234	39.33%	361	60.67%	595
Mail Ballot	0		0		0
Total	281	40.78%	408	59.22%	689
0011610					
Poll Place	53	52.48%	48	47.52%	101
Vote by Mail	167	34.50%	317	65.50%	484
Mail Ballot	0		0		0
Total	220	37.61%	365	62.39%	585
0011626					
Poll Place	56	53.85%	48	46.15%	104
Vote by Mail	451	38.85%	710	61.15%	1,161
Mail Ballot	0		0		0
Total	507	40.08%	758	59.92%	1,265
0011725					
Poll Place	29	18.35%	129	81.65%	158
Vote by Mail	155	18.61%	678	81.39%	833
Mail Ballot	0		0		0
Total	184	18.57%	807	81.43%	991
0011990					
Poll Place	28	15.64%	151	84.36%	179
Vote by Mail	127	25.45%	372	74.55%	499
Mail Ballot	0		0		0
Total	155	22.86%	523	77.14%	678

Precinct	Registered Voters
0011991	
Poll Place	876
Vote by Mail	876
Mail Ballot	876
Total	876
0012171	
Poll Place	945
Vote by Mail	945
Mail Ballot	945
Total	945
0012173	
Poll Place	667
Vote by Mail	667
Mail Ballot	667
Total	667
0012505	
Poll Place	1,106
Vote by Mail	1,106
Mail Ballot	1,106
Total	1,106
0012591	
Poll Place	1,253
Vote by Mail	1,253
Mail Ballot	1,253
Total	1,253
0012592	
Poll Place	1,136
Vote by Mail	1,136
Mail Ballot	1,136
Total	1,136

Precinct	Yes		No		Total Votes
0011991					
Poll Place	22	10.84%	181	89.16%	203
Vote by Mail	79	15.99%	415	84.01%	494
Mail Ballot	0		0		0
Total	101	14.49%	596	85.51%	697
0012171					
Poll Place	30	26.55%	83	73.45%	113
Vote by Mail	131	23.56%	425	76.44%	556
Mail Ballot	0		0		0
Total	161	24.07%	508	75.93%	669
0012173					
Poll Place	41	32.03%	87	67.97%	128
Vote by Mail	90	22.73%	306	77.27%	396
Mail Ballot	0		0		0
Total	131	25.00%	393	75.00%	524
0012505					
Poll Place	33	20.25%	130	79.75%	163
Vote by Mail	126	17.26%	604	82.74%	730
Mail Ballot	0		0		0
Total	159	17.81%	734	82.19%	893
0012591					
Poll Place	77	44.77%	95	55.23%	172
Vote by Mail	240	42.48%	325	57.52%	565
Mail Ballot	0		0		0
Total	317	43.01%	420	56.99%	737
0012592					
Poll Place	38	40.00%	57	60.00%	95
Vote by Mail	232	41.43%	328	58.57%	560
Mail Ballot	0		0		0
Total	270	41.22%	385	58.78%	655

Precinct	Registered Voters
0012593	
Poll Place	1,820
Vote by Mail	1,820
Mail Ballot	1,820
Total	1,820
0012620	
Poll Place	1,480
Vote by Mail	1,480
Mail Ballot	1,480
Total	1,480
0012622	
Poll Place	1,303
Vote by Mail	1,303
Mail Ballot	1,303
Total	1,303
0012623	
Poll Place	1,824
Vote by Mail	1,824
Mail Ballot	1,824
Total	1,824
0012650	
Poll Place	1,338
Vote by Mail	1,338
Mail Ballot	1,338
Total	1,338
0012670	
Poll Place	1,586
Vote by Mail	1,586
Mail Ballot	1,586
Total	1,586

Precinct	Yes		No		Total Votes
0012593					
Poll Place	88	46.07%	103	53.93%	191
Vote by Mail	419	45.25%	507	54.75%	926
Mail Ballot	0		0		0
Total	507	45.39%	610	54.61%	1,117
0012620					
Poll Place	34	20.48%	132	79.52%	166
Vote by Mail	233	26.30%	653	73.70%	886
Mail Ballot	0		0		0
Total	267	25.38%	785	74.62%	1,052
0012622					
Poll Place	19	15.08%	107	84.92%	126
Vote by Mail	155	18.17%	698	81.83%	853
Mail Ballot	0		0		0
Total	174	17.77%	805	82.23%	979
0012623					
Poll Place	52	17.93%	238	82.07%	290
Vote by Mail	245	22.96%	822	77.04%	1,067
Mail Ballot	0		0		0
Total	297	21.89%	1,060	78.11%	1,357
0012650					
Poll Place	15	10.71%	125	89.29%	140
Vote by Mail	144	15.32%	796	84.68%	940
Mail Ballot	0		0		0
Total	159	14.72%	921	85.28%	1,080
0012670					
Poll Place	47	20.80%	179	79.20%	226
Vote by Mail	211	21.51%	770	78.49%	981
Mail Ballot	0		0		0
Total	258	21.38%	949	78.62%	1,207

Precinct	Registered Voters
0012709	
Poll Place	1,124
Vote by Mail	1,124
Mail Ballot	1,124
Total	1,124
0012921	
Poll Place	1,809
Vote by Mail	1,809
Mail Ballot	1,809
Total	1,809
0012922	
Poll Place	863
Vote by Mail	863
Mail Ballot	863
Total	863
0012923	
Poll Place	933
Vote by Mail	933
Mail Ballot	933
Total	933
0012924	
Poll Place	1,620
Vote by Mail	1,620
Mail Ballot	1,620
Total	1,620
0012925	
Poll Place	1,566
Vote by Mail	1,566
Mail Ballot	1,566
Total	1,566

Precinct	Yes		No		Total Votes
0012709					
Poll Place	41	25.79%	118	74.21%	159
Vote by Mail	151	21.42%	554	78.58%	705
Mail Ballot	0		0		0
Total	192	22.22%	672	77.78%	864
0012921					
Poll Place	37	21.39%	136	78.61%	173
Vote by Mail	302	25.31%	891	74.69%	1,193
Mail Ballot	0		0		0
Total	339	24.82%	1,027	75.18%	1,366
0012922					
Poll Place	24	26.67%	66	73.33%	90
Vote by Mail	132	21.96%	469	78.04%	601
Mail Ballot	0		0		0
Total	156	22.58%	535	77.42%	691
0012923					
Poll Place	20	22.47%	69	77.53%	89
Vote by Mail	145	25.44%	425	74.56%	570
Mail Ballot	0		0		0
Total	165	25.04%	494	74.96%	659
0012924					
Poll Place	47	27.98%	121	72.02%	168
Vote by Mail	281	24.43%	869	75.57%	1,150
Mail Ballot	0		0		0
Total	328	24.89%	990	75.11%	1,318
0012925					
Poll Place	48	26.37%	134	73.63%	182
Vote by Mail	251	26.53%	695	73.47%	946
Mail Ballot	0		0		0
Total	299	26.51%	829	73.49%	1,128

Precinct	Registered Voters
0012927	
Poll Place	1,087
Vote by Mail	1,087
Mail Ballot	1,087
Total	1,087
0012928	
Poll Place	1,816
Vote by Mail	1,816
Mail Ballot	1,816
Total	1,816
0012929	
Poll Place	1,479
Vote by Mail	1,479
Mail Ballot	1,479
Total	1,479
0012933	
Poll Place	1,583
Vote by Mail	1,583
Mail Ballot	1,583
Total	1,583
0012934	
Poll Place	889
Vote by Mail	889
Mail Ballot	889
Total	889
0012935	
Poll Place	1,111
Vote by Mail	1,111
Mail Ballot	1,111
Total	1,111

Precinct	Yes		No		Total Votes
0012927					
Poll Place	37	23.72%	119	76.28%	156
Vote by Mail	161	22.90%	542	77.10%	703
Mail Ballot	0		0		0
Total	198	23.05%	661	76.95%	859
0012928					
Poll Place	49	30.25%	113	69.75%	162
Vote by Mail	301	25.79%	866	74.21%	1,167
Mail Ballot	0		0		0
Total	350	26.34%	979	73.66%	1,329
0012929					
Poll Place	31	19.38%	129	80.63%	160
Vote by Mail	207	20.76%	790	79.24%	997
Mail Ballot	0		0		0
Total	238	20.57%	919	79.43%	1,157
0012933					
Poll Place	36	20.57%	139	79.43%	175
Vote by Mail	255	22.02%	903	77.98%	1,158
Mail Ballot	0		0		0
Total	291	21.83%	1,042	78.17%	1,333
0012934					
Poll Place	26	21.67%	94	78.33%	120
Vote by Mail	125	23.41%	409	76.59%	534
Mail Ballot	0		0		0
Total	151	23.09%	503	76.91%	654
0012935					
Poll Place	27	29.03%	66	70.97%	93
Vote by Mail	210	25.36%	618	74.64%	828
Mail Ballot	0		0		0
Total	237	25.73%	684	74.27%	921

Precinct	Registered Voters
0012941	
Poll Place	1,522
Vote by Mail	1,522
Mail Ballot	1,522
Total	1,522
0012996	
Poll Place	838
Vote by Mail	838
Mail Ballot	838
Total	838
0013070	
Poll Place	937
Vote by Mail	937
Mail Ballot	937
Total	937
0013072	
Poll Place	742
Vote by Mail	742
Mail Ballot	742
Total	742
0013076	
Poll Place	478
Vote by Mail	478
Mail Ballot	478
Total	478
0013078	
Poll Place	760
Vote by Mail	760
Mail Ballot	760
Total	760

Precinct	Yes		No		Total Votes
0012941					
Poll Place	26	21.49%	95	78.51%	121
Vote by Mail	272	26.18%	767	73.82%	1,039
Mail Ballot	0		0		0
Total	298	25.69%	862	74.31%	1,160
0012996					
Poll Place	20	19.61%	82	80.39%	102
Vote by Mail	136	22.55%	467	77.45%	603
Mail Ballot	0		0		0
Total	156	22.13%	549	77.87%	705
0013070					
Poll Place	13	19.12%	55	80.88%	68
Vote by Mail	110	15.51%	599	84.49%	709
Mail Ballot	0		0		0
Total	123	15.83%	654	84.17%	777
0013072					
Poll Place	7	10.00%	63	90.00%	70
Vote by Mail	80	14.49%	472	85.51%	552
Mail Ballot	0		0		0
Total	87	13.99%	535	86.01%	622
0013076					
Poll Place	19	25.00%	57	75.00%	76
Vote by Mail	54	18.37%	240	81.63%	294
Mail Ballot	0		0		0
Total	73	19.73%	297	80.27%	370
0013078					
Poll Place	30	19.35%	125	80.65%	155
Vote by Mail	95	22.84%	321	77.16%	416
Mail Ballot	0		0		0
Total	125	21.89%	446	78.11%	571

Precinct	Registered Voters
0013100	
Poll Place	1,461
Vote by Mail	1,461
Mail Ballot	1,461
Total	1,461
0013107	
Poll Place	1,295
Vote by Mail	1,295
Mail Ballot	1,295
Total	1,295
0013110	
Poll Place	1,486
Vote by Mail	1,486
Mail Ballot	1,486
Total	1,486
0013120	
Poll Place	1,245
Vote by Mail	1,245
Mail Ballot	1,245
Total	1,245
0013129	
Poll Place	861
Vote by Mail	861
Mail Ballot	861
Total	861
0013194	
Poll Place	535
Vote by Mail	535
Mail Ballot	535
Total	535

Precinct	Yes		No		Total Votes
0013100					
Poll Place	55	38.19%	89	61.81%	144
Vote by Mail	242	29.69%	573	70.31%	815
Mail Ballot	0		0		0
Total	297	30.97%	662	69.03%	959
0013107					
Poll Place	54	43.90%	69	56.10%	123
Vote by Mail	245	37.93%	401	62.07%	646
Mail Ballot	0		0		0
Total	299	38.88%	470	61.12%	769
0013110					
Poll Place	76	40.64%	111	59.36%	187
Vote by Mail	256	29.94%	599	70.06%	855
Mail Ballot	0		0		0
Total	332	31.86%	710	68.14%	1,042
0013120					
Poll Place	56	37.09%	95	62.91%	151
Vote by Mail	239	34.39%	456	65.61%	695
Mail Ballot	0		0		0
Total	295	34.87%	551	65.13%	846
0013129					
Poll Place	39	41.94%	54	58.06%	93
Vote by Mail	195	42.03%	269	57.97%	464
Mail Ballot	0		0		0
Total	234	42.01%	323	57.99%	557
0013194					
Poll Place	19	30.16%	44	69.84%	63
Vote by Mail	75	21.49%	274	78.51%	349
Mail Ballot	0		0		0
Total	94	22.82%	318	77.18%	412

Precinct	Registered Voters
0015106	
Poll Place	1,590
Vote by Mail	1,590
Mail Ballot	1,590
Total	1,590
0015109	
Poll Place	976
Vote by Mail	976
Mail Ballot	976
Total	976
0015110	
Poll Place	881
Vote by Mail	881
Mail Ballot	881
Total	881
0015113	
Poll Place	1,121
Vote by Mail	1,121
Mail Ballot	1,121
Total	1,121
0015114	
Poll Place	797
Vote by Mail	797
Mail Ballot	797
Total	797
0015123	
Poll Place	1,080
Vote by Mail	1,080
Mail Ballot	1,080
Total	1,080

Precinct	Yes		No		Total Votes
0015106					
Poll Place	33	25.19%	98	74.81%	131
Vote by Mail	271	21.14%	1,011	78.86%	1,282
Mail Ballot	0		0		0
Total	304	21.51%	1,109	78.49%	1,413
0015109					
Poll Place	23	26.14%	65	73.86%	88
Vote by Mail	173	23.67%	558	76.33%	731
Mail Ballot	0		0		0
Total	196	23.93%	623	76.07%	819
0015110					
Poll Place	4	18.18%	18	81.82%	22
Vote by Mail	109	13.99%	670	86.01%	779
Mail Ballot	0		0		0
Total	113	14.11%	688	85.89%	801
0015113					
Poll Place	29	18.71%	126	81.29%	155
Vote by Mail	137	17.56%	643	82.44%	780
Mail Ballot	0		0		0
Total	166	17.75%	769	82.25%	935
0015114					
Poll Place	18	19.78%	73	80.22%	91
Vote by Mail	152	28.46%	382	71.54%	534
Mail Ballot	0		0		0
Total	170	27.20%	455	72.80%	625
0015123					
Poll Place	25	16.03%	131	83.97%	156
Vote by Mail	142	20.29%	558	79.71%	700
Mail Ballot	0		0		0
Total	167	19.51%	689	80.49%	856

Precinct	Registered Voters
0015124	
Poll Place	1,123
Vote by Mail	1,123
Mail Ballot	1,123
Total	1,123
0015132	
Poll Place	1,049
Vote by Mail	1,049
Mail Ballot	1,049
Total	1,049
0015133	
Poll Place	927
Vote by Mail	927
Mail Ballot	927
Total	927
0015135	
Poll Place	1,146
Vote by Mail	1,146
Mail Ballot	1,146
Total	1,146
0020121	
Poll Place	730
Vote by Mail	730
Mail Ballot	730
Total	730
0020232	
Poll Place	735
Vote by Mail	735
Mail Ballot	735
Total	735

Precinct	Yes		No		Total Votes
0015124					
Poll Place	14	12.07%	102	87.93%	116
Vote by Mail	172	21.37%	633	78.63%	805
Mail Ballot	0		0		0
Total	186	20.20%	735	79.80%	921
0015132					
Poll Place	16	20.25%	63	79.75%	79
Vote by Mail	172	21.16%	641	78.84%	813
Mail Ballot	0		0		0
Total	188	21.08%	704	78.92%	892
0015133					
Poll Place	21	14.69%	122	85.31%	143
Vote by Mail	127	20.09%	505	79.91%	632
Mail Ballot	0		0		0
Total	148	19.10%	627	80.90%	775
0015135					
Poll Place	38	31.67%	82	68.33%	120
Vote by Mail	247	32.46%	514	67.54%	761
Mail Ballot	0		0		0
Total	285	32.35%	596	67.65%	881
0020121					
Poll Place	27	18.24%	121	81.76%	148
Vote by Mail	96	26.67%	264	73.33%	360
Mail Ballot	0		0		0
Total	123	24.21%	385	75.79%	508
0020232					
Poll Place	34	42.50%	46	57.50%	80
Vote by Mail	145	38.06%	236	61.94%	381
Mail Ballot	0		0		0
Total	179	38.83%	282	61.17%	461

Precinct	Registered Voters
0020236	
Poll Place	1,561
Vote by Mail	1,561
Mail Ballot	1,561
Total	1,561
0020243	
Poll Place	1,601
Vote by Mail	1,601
Mail Ballot	1,601
Total	1,601
0020245	
Poll Place	1,507
Vote by Mail	1,507
Mail Ballot	1,507
Total	1,507
0020246	
Poll Place	1,070
Vote by Mail	1,070
Mail Ballot	1,070
Total	1,070
0020248	
Poll Place	631
Vote by Mail	631
Mail Ballot	631
Total	631
0020249	
Poll Place	893
Vote by Mail	893
Mail Ballot	893
Total	893

Precinct	Yes		No		Total Votes
0020236					
Poll Place	58	55.24%	47	44.76%	105
Vote by Mail	292	40.67%	426	59.33%	718
Mail Ballot	0		0		0
Total	350	42.53%	473	57.47%	823
0020243					
Poll Place	44	37.29%	74	62.71%	118
Vote by Mail	335	34.39%	639	65.61%	974
Mail Ballot	0		0		0
Total	379	34.71%	713	65.29%	1,092
0020245					
Poll Place	55	47.01%	62	52.99%	117
Vote by Mail	322	42.04%	444	57.96%	766
Mail Ballot	0		0		0
Total	377	42.70%	506	57.30%	883
0020246					
Poll Place	61	46.92%	69	53.08%	130
Vote by Mail	208	38.10%	338	61.90%	546
Mail Ballot	0		0		0
Total	269	39.79%	407	60.21%	676
0020248					
Poll Place	32	48.48%	34	51.52%	66
Vote by Mail	161	50.95%	155	49.05%	316
Mail Ballot	0		0		0
Total	193	50.52%	189	49.48%	382
0020249					
Poll Place	24	42.86%	32	57.14%	56
Vote by Mail	177	31.27%	389	68.73%	566
Mail Ballot	0		0		0
Total	201	32.32%	421	67.68%	622

Precinct	Registered Voters
0020253	
Poll Place	681
Vote by Mail	681
Mail Ballot	681
Total	681
0020254	
Poll Place	1,589
Vote by Mail	1,589
Mail Ballot	1,589
Total	1,589
0020256	
Poll Place	1,566
Vote by Mail	1,566
Mail Ballot	1,566
Total	1,566
0020257	
Poll Place	724
Vote by Mail	724
Mail Ballot	724
Total	724
0020260	
Poll Place	968
Vote by Mail	968
Mail Ballot	968
Total	968
0020262	
Poll Place	764
Vote by Mail	764
Mail Ballot	764
Total	764

Precinct	Yes		No		Total Votes
0020253					
Poll Place	35	44.87%	43	55.13%	78
Vote by Mail	113	33.14%	228	66.86%	341
Mail Ballot	0		0		0
Total	148	35.32%	271	64.68%	419
0020254					
Poll Place	48	27.12%	129	72.88%	177
Vote by Mail	268	31.27%	589	68.73%	857
Mail Ballot	0		0		0
Total	316	30.56%	718	69.44%	1,034
0020256					
Poll Place	43	30.50%	98	69.50%	141
Vote by Mail	361	35.46%	657	64.54%	1,018
Mail Ballot	0		0		0
Total	404	34.86%	755	65.14%	1,159
0020257					
Poll Place	35	42.68%	47	57.32%	82
Vote by Mail	174	45.08%	212	54.92%	386
Mail Ballot	0		0		0
Total	209	44.66%	259	55.34%	468
0020260					
Poll Place	36	42.86%	48	57.14%	84
Vote by Mail	182	32.38%	380	67.62%	562
Mail Ballot	0		0		0
Total	218	33.75%	428	66.25%	646
0020262					
Poll Place	32	31.37%	70	68.63%	102
Vote by Mail	148	30.71%	334	69.29%	482
Mail Ballot	0		0		0
Total	180	30.82%	404	69.18%	584

Precinct	Registered Voters
0020263	
Poll Place	889
Vote by Mail	889
Mail Ballot	889
Total	889
0020271	
Poll Place	1,447
Vote by Mail	1,447
Mail Ballot	1,447
Total	1,447
0020272	
Poll Place	1,459
Vote by Mail	1,459
Mail Ballot	1,459
Total	1,459
0020282	
Poll Place	1,210
Vote by Mail	1,210
Mail Ballot	1,210
Total	1,210
0020283	
Poll Place	2,570
Vote by Mail	2,570
Mail Ballot	2,570
Total	2,570
0020284	
Poll Place	908
Vote by Mail	908
Mail Ballot	908
Total	908

Precinct	Yes		No		Total Votes
0020263					
Poll Place	27	36.00%	48	64.00%	75
Vote by Mail	226	41.17%	323	58.83%	549
Mail Ballot	0		0		0
Total	253	40.54%	371	59.46%	624
0020271					
Poll Place	54	41.86%	75	58.14%	129
Vote by Mail	339	39.93%	510	60.07%	849
Mail Ballot	0		0		0
Total	393	40.18%	585	59.82%	978
0020272					
Poll Place	39	44.32%	49	55.68%	88
Vote by Mail	384	44.24%	484	55.76%	868
Mail Ballot	0		0		0
Total	423	44.25%	533	55.75%	956
0020282					
Poll Place	51	35.42%	93	64.58%	144
Vote by Mail	241	31.75%	518	68.25%	759
Mail Ballot	0		0		0
Total	292	32.34%	611	67.66%	903
0020283					
Poll Place	64	35.36%	117	64.64%	181
Vote by Mail	667	40.28%	989	59.72%	1,656
Mail Ballot	0		0		0
Total	731	39.79%	1,106	60.21%	1,837
0020284					
Poll Place	42	43.30%	55	56.70%	97
Vote by Mail	185	36.49%	322	63.51%	507
Mail Ballot	0		0		0
Total	227	37.58%	377	62.42%	604

Precinct	Registered Voters
0020286	
Poll Place	1,505
Vote by Mail	1,505
Mail Ballot	1,505
Total	1,505
0020288	
Poll Place	924
Vote by Mail	924
Mail Ballot	924
Total	924
0020289	
Poll Place	1,429
Vote by Mail	1,429
Mail Ballot	1,429
Total	1,429
0020294	
Poll Place	1,168
Vote by Mail	1,168
Mail Ballot	1,168
Total	1,168
0020298	
Poll Place	1,210
Vote by Mail	1,210
Mail Ballot	1,210
Total	1,210
0021143	
Poll Place	1,124
Vote by Mail	1,124
Mail Ballot	1,124
Total	1,124

Precinct	Yes		No		Total Votes
0020286					
Poll Place	47	39.17%	73	60.83%	120
Vote by Mail	371	38.41%	595	61.59%	966
Mail Ballot	0		0		0
Total	418	38.49%	668	61.51%	1,086
0020288					
Poll Place	34	44.16%	43	55.84%	77
Vote by Mail	192	43.05%	254	56.95%	446
Mail Ballot	0		0		0
Total	226	43.21%	297	56.79%	523
0020289					
Poll Place	48	42.48%	65	57.52%	113
Vote by Mail	253	32.44%	527	67.56%	780
Mail Ballot	0		0		0
Total	301	33.71%	592	66.29%	893
0020294					
Poll Place	35	32.41%	73	67.59%	108
Vote by Mail	230	30.67%	520	69.33%	750
Mail Ballot	0		0		0
Total	265	30.89%	593	69.11%	858
0020298					
Poll Place	34	40.48%	50	59.52%	84
Vote by Mail	300	40.00%	450	60.00%	750
Mail Ballot	0		0		0
Total	334	40.05%	500	59.95%	834
0021143					
Poll Place	25	14.79%	144	85.21%	169
Vote by Mail	160	20.13%	635	79.87%	795
Mail Ballot	0		0		0
Total	185	19.19%	779	80.81%	964

Precinct	Registered Voters
0021144	
Poll Place	983
Vote by Mail	983
Mail Ballot	983
Total	983
0021145	
Poll Place	1,444
Vote by Mail	1,444
Mail Ballot	1,444
Total	1,444
0021148	
Poll Place	852
Vote by Mail	852
Mail Ballot	852
Total	852
0021275	
Poll Place	1,627
Vote by Mail	1,627
Mail Ballot	1,627
Total	1,627
0021280	
Poll Place	920
Vote by Mail	920
Mail Ballot	920
Total	920
0021281	
Poll Place	1,139
Vote by Mail	1,139
Mail Ballot	1,139
Total	1,139

Precinct	Yes		No		Total Votes
0021144					
Poll Place	17	14.66%	99	85.34%	116
Vote by Mail	140	19.53%	577	80.47%	717
Mail Ballot	0		0		0
Total	157	18.85%	676	81.15%	833
0021145					
Poll Place	21	10.88%	172	89.12%	193
Vote by Mail	195	18.04%	886	81.96%	1,081
Mail Ballot	0		0		0
Total	216	16.95%	1,058	83.05%	1,274
0021148					
Poll Place	18	14.06%	110	85.94%	128
Vote by Mail	134	21.86%	479	78.14%	613
Mail Ballot	0		0		0
Total	152	20.51%	589	79.49%	741
0021275					
Poll Place	59	36.20%	104	63.80%	163
Vote by Mail	266	29.62%	632	70.38%	898
Mail Ballot	0		0		0
Total	325	30.63%	736	69.37%	1,061
0021280					
Poll Place	40	35.09%	74	64.91%	114
Vote by Mail	160	32.32%	335	67.68%	495
Mail Ballot	0		0		0
Total	200	32.84%	409	67.16%	609
0021281					
Poll Place	63	41.72%	88	58.28%	151
Vote by Mail	230	31.72%	495	68.28%	725
Mail Ballot	0		0		0
Total	293	33.45%	583	66.55%	876

Precinct	Registered Voters
0021282	
Poll Place	1,118
Vote by Mail	1,118
Mail Ballot	1,118
Total	1,118
0021283	
Poll Place	1,561
Vote by Mail	1,561
Mail Ballot	1,561
Total	1,561
0021511	
Poll Place	382
Vote by Mail	382
Mail Ballot	382
Total	382
0021512	
Poll Place	1,090
Vote by Mail	1,090
Mail Ballot	1,090
Total	1,090
0021513	
Poll Place	262
Vote by Mail	262
Mail Ballot	262
Total	262
0021660	
Poll Place	351
Vote by Mail	351
Mail Ballot	351
Total	351

Precinct	Yes		No		Total Votes
0021282					
Poll Place	38	23.17%	126	76.83%	164
Vote by Mail	210	32.61%	434	67.39%	644
Mail Ballot	0		0		0
Total	248	30.69%	560	69.31%	808
0021283					
Poll Place	63	29.44%	151	70.56%	214
Vote by Mail	268	30.49%	611	69.51%	879
Mail Ballot	0		0		0
Total	331	30.28%	762	69.72%	1,093
0021511					
Poll Place	11	26.19%	31	73.81%	42
Vote by Mail	31	10.84%	255	89.16%	286
Mail Ballot	0		0		0
Total	42	12.80%	286	87.20%	328
0021512					
Poll Place	17	13.82%	106	86.18%	123
Vote by Mail	124	14.87%	710	85.13%	834
Mail Ballot	0		0		0
Total	141	14.73%	816	85.27%	957
0021513					
Poll Place	1	4.35%	22	95.65%	23
Vote by Mail	27	13.37%	175	86.63%	202
Mail Ballot	0		0		0
Total	28	12.44%	197	87.56%	225
0021660					
Poll Place	23	26.44%	64	73.56%	87
Vote by Mail	43	22.40%	149	77.60%	192
Mail Ballot	0		0		0
Total	66	23.66%	213	76.34%	279

Precinct	Registered Voters
0021710	
Poll Place	540
Vote by Mail	540
Mail Ballot	540
Total	540
0021781	
Poll Place	583
Vote by Mail	583
Mail Ballot	583
Total	583
0021885	
Poll Place	876
Vote by Mail	876
Mail Ballot	876
Total	876
0021886	
Poll Place	1,008
Vote by Mail	1,008
Mail Ballot	1,008
Total	1,008
0021888	
Poll Place	1,381
Vote by Mail	1,381
Mail Ballot	1,381
Total	1,381
0021889	
Poll Place	1,513
Vote by Mail	1,513
Mail Ballot	1,513
Total	1,513

Precinct	Yes		No		Total Votes
0021710					
Poll Place	23	24.21%	72	75.79%	95
Vote by Mail	79	26.07%	224	73.93%	303
Mail Ballot	0		0		0
Total	102	25.63%	296	74.37%	398
0021781					
Poll Place	23	19.01%	98	80.99%	121
Vote by Mail	61	16.40%	311	83.60%	372
Mail Ballot	0		0		0
Total	84	17.04%	409	82.96%	493
0021885					
Poll Place	22	16.67%	110	83.33%	132
Vote by Mail	119	20.38%	465	79.62%	584
Mail Ballot	0		0		0
Total	141	19.69%	575	80.31%	716
0021886					
Poll Place	21	27.27%	56	72.73%	77
Vote by Mail	163	24.96%	490	75.04%	653
Mail Ballot	0		0		0
Total	184	25.21%	546	74.79%	730
0021888					
Poll Place	16	10.60%	135	89.40%	151
Vote by Mail	173	16.59%	870	83.41%	1,043
Mail Ballot	0		0		0
Total	189	15.83%	1,005	84.17%	1,194
0021889					
Poll Place	25	15.92%	132	84.08%	157
Vote by Mail	218	20.11%	866	79.89%	1,084
Mail Ballot	0		0		0
Total	243	19.58%	998	80.42%	1,241

Precinct	Registered Voters
0021894	
Poll Place	1,067
Vote by Mail	1,067
Mail Ballot	1,067
Total	1,067
0022003	
Poll Place	856
Vote by Mail	856
Mail Ballot	856
Total	856
0022004	
Poll Place	867
Vote by Mail	867
Mail Ballot	867
Total	867
0022005	
Poll Place	1,026
Vote by Mail	1,026
Mail Ballot	1,026
Total	1,026
0022006	
Poll Place	1,648
Vote by Mail	1,648
Mail Ballot	1,648
Total	1,648
0022008	
Poll Place	1,461
Vote by Mail	1,461
Mail Ballot	1,461
Total	1,461

Precinct	Yes		No		Total Votes
0021894					
Poll Place	19	11.80%	142	88.20%	161
Vote by Mail	125	17.86%	575	82.14%	700
Mail Ballot	0		0		0
Total	144	16.72%	717	83.28%	861
0022003					
Poll Place	41	51.25%	39	48.75%	80
Vote by Mail	168	37.09%	285	62.91%	453
Mail Ballot	0		0		0
Total	209	39.21%	324	60.79%	533
0022004					
Poll Place	19	33.93%	37	66.07%	56
Vote by Mail	167	34.15%	322	65.85%	489
Mail Ballot	0		0		0
Total	186	34.13%	359	65.87%	545
0022005					
Poll Place	41	47.13%	46	52.87%	87
Vote by Mail	187	39.04%	292	60.96%	479
Mail Ballot	0		0		0
Total	228	40.28%	338	59.72%	566
0022006					
Poll Place	42	36.21%	74	63.79%	116
Vote by Mail	329	35.19%	606	64.81%	935
Mail Ballot	0		0		0
Total	371	35.30%	680	64.70%	1,051
0022008					
Poll Place	32	32.32%	67	67.68%	99
Vote by Mail	270	32.10%	571	67.90%	841
Mail Ballot	0		0		0
Total	302	32.13%	638	67.87%	940

Precinct	Registered Voters
0022018	
Poll Place	1,880
Vote by Mail	1,880
Mail Ballot	1,880
Total	1,880
0022030	
Poll Place	1,776
Vote by Mail	1,776
Mail Ballot	1,776
Total	1,776
0022033	
Poll Place	1,204
Vote by Mail	1,204
Mail Ballot	1,204
Total	1,204
0022037	
Poll Place	1,726
Vote by Mail	1,726
Mail Ballot	1,726
Total	1,726
0022450	
Poll Place	1,586
Vote by Mail	1,586
Mail Ballot	1,586
Total	1,586
0022480	
Poll Place	1,258
Vote by Mail	1,258
Mail Ballot	1,258
Total	1,258

Precinct	Yes		No		Total Votes
0022018					
Poll Place	64	34.41%	122	65.59%	186
Vote by Mail	395	32.04%	838	67.96%	1,233
Mail Ballot	0		0		0
Total	459	32.35%	960	67.65%	1,419
0022030					
Poll Place	38	30.89%	85	69.11%	123
Vote by Mail	414	37.74%	683	62.26%	1,097
Mail Ballot	0		0		0
Total	452	37.05%	768	62.95%	1,220
0022033					
Poll Place	40	42.11%	55	57.89%	95
Vote by Mail	243	33.33%	486	66.67%	729
Mail Ballot	0		0		0
Total	283	34.34%	541	65.66%	824
0022037					
Poll Place	66	36.46%	115	63.54%	181
Vote by Mail	442	40.85%	640	59.15%	1,082
Mail Ballot	0		0		0
Total	508	40.22%	755	59.78%	1,263
0022450					
Poll Place	74	33.64%	146	66.36%	220
Vote by Mail	236	31.22%	520	68.78%	756
Mail Ballot	0		0		0
Total	310	31.76%	666	68.24%	976
0022480					
Poll Place	29	18.24%	130	81.76%	159
Vote by Mail	150	18.56%	658	81.44%	808
Mail Ballot	0		0		0
Total	179	18.51%	788	81.49%	967

Precinct	Registered Voters
0023020	
Poll Place	1,053
Vote by Mail	1,053
Mail Ballot	1,053
Total	1,053
0023021	
Poll Place	1,557
Vote by Mail	1,557
Mail Ballot	1,557
Total	1,557
0023023	
Poll Place	1,235
Vote by Mail	1,235
Mail Ballot	1,235
Total	1,235
0023025	
Poll Place	1,159
Vote by Mail	1,159
Mail Ballot	1,159
Total	1,159
0023030	
Poll Place	1,411
Vote by Mail	1,411
Mail Ballot	1,411
Total	1,411
0023031	
Poll Place	918
Vote by Mail	918
Mail Ballot	918
Total	918

Precinct	Yes		No		Total Votes
0023020					
Poll Place	39	33.62%	77	66.38%	116
Vote by Mail	207	32.60%	428	67.40%	635
Mail Ballot	0		0		0
Total	246	32.76%	505	67.24%	751
0023021					
Poll Place	56	27.59%	147	72.41%	203
Vote by Mail	274	32.05%	581	67.95%	855
Mail Ballot	0		0		0
Total	330	31.19%	728	68.81%	1,058
0023023					
Poll Place	36	30.25%	83	69.75%	119
Vote by Mail	217	26.40%	605	73.60%	822
Mail Ballot	0		0		0
Total	253	26.89%	688	73.11%	941
0023025					
Poll Place	35	19.77%	142	80.23%	177
Vote by Mail	262	35.89%	468	64.11%	730
Mail Ballot	0		0		0
Total	297	32.75%	610	67.25%	907
0023030					
Poll Place	86	43.65%	111	56.35%	197
Vote by Mail	241	34.93%	449	65.07%	690
Mail Ballot	0		0		0
Total	327	36.87%	560	63.13%	887
0023031					
Poll Place	48	28.07%	123	71.93%	171
Vote by Mail	146	24.91%	440	75.09%	586
Mail Ballot	0		0		0
Total	194	25.63%	563	74.37%	757

Precinct	Registered Voters
0023035	
Poll Place	1,205
Vote by Mail	1,205
Mail Ballot	1,205
Total	1,205
0023211	
Poll Place	1,114
Vote by Mail	1,114
Mail Ballot	1,114
Total	1,114
0023212	
Poll Place	833
Vote by Mail	833
Mail Ballot	833
Total	833
0023239	
Poll Place	389
Vote by Mail	389
Mail Ballot	389
Total	389
0023240	
Poll Place	789
Vote by Mail	789
Mail Ballot	789
Total	789
0023241	
Poll Place	685
Vote by Mail	685
Mail Ballot	685
Total	685

Precinct	Yes		No		Total Votes
0023035					
Poll Place	37	21.89%	132	78.11%	169
Vote by Mail	194	25.63%	563	74.37%	757
Mail Ballot	0		0		0
Total	231	24.95%	695	75.05%	926
0023211					
Poll Place	26	13.76%	163	86.24%	189
Vote by Mail	136	17.57%	638	82.43%	774
Mail Ballot	0		0		0
Total	162	16.82%	801	83.18%	963
0023212					
Poll Place	13	10.74%	108	89.26%	121
Vote by Mail	126	21.14%	470	78.86%	596
Mail Ballot	0		0		0
Total	139	19.39%	578	80.61%	717
0023239					
Poll Place	18	29.51%	43	70.49%	61
Vote by Mail	65	31.40%	142	68.60%	207
Mail Ballot	0		0		0
Total	83	30.97%	185	69.03%	268
0023240					
Poll Place	37	42.05%	51	57.95%	88
Vote by Mail	139	35.46%	253	64.54%	392
Mail Ballot	0		0		0
Total	176	36.67%	304	63.33%	480
0023241					
Poll Place	23	40.35%	34	59.65%	57
Vote by Mail	123	31.95%	262	68.05%	385
Mail Ballot	0		0		0
Total	146	33.03%	296	66.97%	442

Precinct	Registered Voters
0023401	
Poll Place	832
Vote by Mail	832
Mail Ballot	832
Total	832
0023402	
Poll Place	1,164
Vote by Mail	1,164
Mail Ballot	1,164
Total	1,164
0023404	
Poll Place	1,317
Vote by Mail	1,317
Mail Ballot	1,317
Total	1,317
0023406	
Poll Place	1,010
Vote by Mail	1,010
Mail Ballot	1,010
Total	1,010
0023450	
Poll Place	933
Vote by Mail	933
Mail Ballot	933
Total	933
0023451	
Poll Place	380
Vote by Mail	380
Mail Ballot	380
Total	380

Precinct	Yes		No		Total Votes
0023401					
Poll Place	30	27.52%	79	72.48%	109
Vote by Mail	120	23.21%	397	76.79%	517
Mail Ballot	0		0		0
Total	150	23.96%	476	76.04%	626
0023402					
Poll Place	26	16.99%	127	83.01%	153
Vote by Mail	159	20.65%	611	79.35%	770
Mail Ballot	0		0		0
Total	185	20.04%	738	79.96%	923
0023404					
Poll Place	25	18.52%	110	81.48%	135
Vote by Mail	189	20.13%	750	79.87%	939
Mail Ballot	0		0		0
Total	214	19.93%	860	80.07%	1,074
0023406					
Poll Place	30	34.88%	56	65.12%	86
Vote by Mail	169	28.26%	429	71.74%	598
Mail Ballot	0		0		0
Total	199	29.09%	485	70.91%	684
0023450					
Poll Place	38	23.75%	122	76.25%	160
Vote by Mail	121	20.72%	463	79.28%	584
Mail Ballot	0		0		0
Total	159	21.37%	585	78.63%	744
0023451					
Poll Place	10	20.83%	38	79.17%	48
Vote by Mail	46	19.66%	188	80.34%	234
Mail Ballot	0		0		0
Total	56	19.86%	226	80.14%	282

Precinct	Registered Voters
0023452	
Poll Place	854
Vote by Mail	854
Mail Ballot	854
Total	854
0025270	
Poll Place	996
Vote by Mail	996
Mail Ballot	996
Total	996
0025271	
Poll Place	933
Vote by Mail	933
Mail Ballot	933
Total	933
0025272	
Poll Place	1,098
Vote by Mail	1,098
Mail Ballot	1,098
Total	1,098
0025289	
Poll Place	1,010
Vote by Mail	1,010
Mail Ballot	1,010
Total	1,010
0030040	
Poll Place	1,257
Vote by Mail	1,257
Mail Ballot	1,257
Total	1,257

Precinct	Yes		No		Total Votes
0023452					
Poll Place	41	33.61%	81	66.39%	122
Vote by Mail	130	25.54%	379	74.46%	509
Mail Ballot	0		0		0
Total	171	27.10%	460	72.90%	631
0025270					
Poll Place	50	41.32%	71	58.68%	121
Vote by Mail	200	33.44%	398	66.56%	598
Mail Ballot	0		0		0
Total	250	34.77%	469	65.23%	719
0025271					
Poll Place	27	49.09%	28	50.91%	55
Vote by Mail	192	33.16%	387	66.84%	579
Mail Ballot	0		0		0
Total	219	34.54%	415	65.46%	634
0025272					
Poll Place	24	28.92%	59	71.08%	83
Vote by Mail	243	36.05%	431	63.95%	674
Mail Ballot	0		0		0
Total	267	35.27%	490	64.73%	757
0025289					
Poll Place	40	37.74%	66	62.26%	106
Vote by Mail	198	36.60%	343	63.40%	541
Mail Ballot	0		0		0
Total	238	36.79%	409	63.21%	647
0030040					
Poll Place	52	32.30%	109	67.70%	161
Vote by Mail	178	26.10%	504	73.90%	682
Mail Ballot	0		0		0
Total	230	27.28%	613	72.72%	843

Precinct	Registered Voters
0030060	
Poll Place	963
Vote by Mail	963
Mail Ballot	963
Total	963
0030150	
Poll Place	1,559
Vote by Mail	1,559
Mail Ballot	1,559
Total	1,559
0030170	
Poll Place	1,212
Vote by Mail	1,212
Mail Ballot	1,212
Total	1,212
0030302	
Poll Place	1,062
Vote by Mail	1,062
Mail Ballot	1,062
Total	1,062
0030304	
Poll Place	1,440
Vote by Mail	1,440
Mail Ballot	1,440
Total	1,440
0030308	
Poll Place	1,441
Vote by Mail	1,441
Mail Ballot	1,441
Total	1,441

Precinct	Yes		No		Total Votes
0030060					
Poll Place	31	21.53%	113	78.47%	144
Vote by Mail	135	24.73%	411	75.27%	546
Mail Ballot	0		0		0
Total	166	24.06%	524	75.94%	690
0030150					
Poll Place	53	34.42%	101	65.58%	154
Vote by Mail	191	28.98%	468	71.02%	659
Mail Ballot	0		0		0
Total	244	30.01%	569	69.99%	813
0030170					
Poll Place	41	32.54%	85	67.46%	126
Vote by Mail	146	26.94%	396	73.06%	542
Mail Ballot	0		0		0
Total	187	27.99%	481	72.01%	668
0030302					
Poll Place	36	28.35%	91	71.65%	127
Vote by Mail	208	35.62%	376	64.38%	584
Mail Ballot	0		0		0
Total	244	34.32%	467	65.68%	711
0030304					
Poll Place	45	51.14%	43	48.86%	88
Vote by Mail	286	31.50%	622	68.50%	908
Mail Ballot	0		0		0
Total	331	33.23%	665	66.77%	996
0030308					
Poll Place	28	30.11%	65	69.89%	93
Vote by Mail	288	34.12%	556	65.88%	844
Mail Ballot	0		0		0
Total	316	33.72%	621	66.28%	937

Precinct	Registered Voters
0030312	
Poll Place	1,132
Vote by Mail	1,132
Mail Ballot	1,132
Total	1,132
0030314	
Poll Place	1,121
Vote by Mail	1,121
Mail Ballot	1,121
Total	1,121
0030316	
Poll Place	964
Vote by Mail	964
Mail Ballot	964
Total	964
0030317	
Poll Place	514
Vote by Mail	514
Mail Ballot	514
Total	514
0030318	
Poll Place	1,425
Vote by Mail	1,425
Mail Ballot	1,425
Total	1,425
0030321	
Poll Place	774
Vote by Mail	774
Mail Ballot	774
Total	774

Precinct	Yes		No		Total Votes
0030312					
Poll Place	43	28.29%	109	71.71%	152
Vote by Mail	203	28.55%	508	71.45%	711
Mail Ballot	0		0		0
Total	246	28.51%	617	71.49%	863
0030314					
Poll Place	31	38.75%	49	61.25%	80
Vote by Mail	212	33.07%	429	66.93%	641
Mail Ballot	0		0		0
Total	243	33.70%	478	66.30%	721
0030316					
Poll Place	36	32.43%	75	67.57%	111
Vote by Mail	140	24.48%	432	75.52%	572
Mail Ballot	0		0		0
Total	176	25.77%	507	74.23%	683
0030317					
Poll Place	19	38.78%	30	61.22%	49
Vote by Mail	104	33.55%	206	66.45%	310
Mail Ballot	0		0		0
Total	123	34.26%	236	65.74%	359
0030318					
Poll Place	35	25.36%	103	74.64%	138
Vote by Mail	248	29.11%	604	70.89%	852
Mail Ballot	0		0		0
Total	283	28.59%	707	71.41%	990
0030321					
Poll Place	18	28.57%	45	71.43%	63
Vote by Mail	123	21.65%	445	78.35%	568
Mail Ballot	0		0		0
Total	141	22.35%	490	77.65%	631

Precinct	Registered Voters
0030322	
Poll Place	1,248
Vote by Mail	1,248
Mail Ballot	1,248
Total	1,248
0030325	
Poll Place	839
Vote by Mail	839
Mail Ballot	839
Total	839
0030332	
Poll Place	482
Vote by Mail	482
Mail Ballot	482
Total	482
0030337	
Poll Place	1,216
Vote by Mail	1,216
Mail Ballot	1,216
Total	1,216
0030338	
Poll Place	1,006
Vote by Mail	1,006
Mail Ballot	1,006
Total	1,006
0030339	
Poll Place	1,556
Vote by Mail	1,556
Mail Ballot	1,556
Total	1,556

Precinct	Yes		No		Total Votes
0030322					
Poll Place	54	37.50%	90	62.50%	144
Vote by Mail	208	25.24%	616	74.76%	824
Mail Ballot	0		0		0
Total	262	27.07%	706	72.93%	968
0030325					
Poll Place	20	32.79%	41	67.21%	61
Vote by Mail	135	26.06%	383	73.94%	518
Mail Ballot	0		0		0
Total	155	26.77%	424	73.23%	579
0030332					
Poll Place	16	48.48%	17	51.52%	33
Vote by Mail	78	41.49%	110	58.51%	188
Mail Ballot	0		0		0
Total	94	42.53%	127	57.47%	221
0030337					
Poll Place	27	25.00%	81	75.00%	108
Vote by Mail	222	27.37%	589	72.63%	811
Mail Ballot	0		0		0
Total	249	27.09%	670	72.91%	919
0030338					
Poll Place	40	30.53%	91	69.47%	131
Vote by Mail	166	25.19%	493	74.81%	659
Mail Ballot	0		0		0
Total	206	26.08%	584	73.92%	790
0030339					
Poll Place	56	28.72%	139	71.28%	195
Vote by Mail	298	30.91%	666	69.09%	964
Mail Ballot	0		0		0
Total	354	30.54%	805	69.46%	1,159

Precinct	Registered Voters
0030348	
Poll Place	931
Vote by Mail	931
Mail Ballot	931
Total	931
0030351	
Poll Place	1,528
Vote by Mail	1,528
Mail Ballot	1,528
Total	1,528
0030352	
Poll Place	1,029
Vote by Mail	1,029
Mail Ballot	1,029
Total	1,029
0030354	
Poll Place	696
Vote by Mail	696
Mail Ballot	696
Total	696
0030364	
Poll Place	929
Vote by Mail	929
Mail Ballot	929
Total	929
0030367	
Poll Place	1,526
Vote by Mail	1,526
Mail Ballot	1,526
Total	1,526

Precinct	Yes		No		Total Votes
0030348					
Poll Place	29	31.18%	64	68.82%	93
Vote by Mail	182	30.43%	416	69.57%	598
Mail Ballot	0		0		0
Total	211	30.54%	480	69.46%	691
0030351					
Poll Place	46	32.17%	97	67.83%	143
Vote by Mail	322	37.10%	546	62.90%	868
Mail Ballot	0		0		0
Total	368	36.40%	643	63.60%	1,011
0030352					
Poll Place	52	40.31%	77	59.69%	129
Vote by Mail	183	25.52%	534	74.48%	717
Mail Ballot	0		0		0
Total	235	27.78%	611	72.22%	846
0030354					
Poll Place	20	15.87%	106	84.13%	126
Vote by Mail	111	25.34%	327	74.66%	438
Mail Ballot	0		0		0
Total	131	23.23%	433	76.77%	564
0030364					
Poll Place	28	20.29%	110	79.71%	138
Vote by Mail	148	26.67%	407	73.33%	555
Mail Ballot	0		0		0
Total	176	25.40%	517	74.60%	693
0030367					
Poll Place	31	26.50%	86	73.50%	117
Vote by Mail	293	29.30%	707	70.70%	1,000
Mail Ballot	0		0		0
Total	324	29.01%	793	70.99%	1,117

Precinct	Registered Voters
0030370	
Poll Place	452
Vote by Mail	452
Mail Ballot	452
Total	452
0030374	
Poll Place	999
Vote by Mail	999
Mail Ballot	999
Total	999
0030385	
Poll Place	714
Vote by Mail	714
Mail Ballot	714
Total	714
0030386	
Poll Place	1,185
Vote by Mail	1,185
Mail Ballot	1,185
Total	1,185
0030387	
Poll Place	1,140
Vote by Mail	1,140
Mail Ballot	1,140
Total	1,140
0030389	
Poll Place	732
Vote by Mail	732
Mail Ballot	732
Total	732

Precinct	Yes		No		Total Votes
0030370					
Poll Place	23	52.27%	21	47.73%	44
Vote by Mail	91	33.58%	180	66.42%	271
Mail Ballot	0		0		0
Total	114	36.19%	201	63.81%	315
0030374					
Poll Place	45	39.13%	70	60.87%	115
Vote by Mail	206	32.85%	421	67.15%	627
Mail Ballot	0		0		0
Total	251	33.83%	491	66.17%	742
0030385					
Poll Place	16	24.62%	49	75.38%	65
Vote by Mail	116	22.26%	405	77.74%	521
Mail Ballot	0		0		0
Total	132	22.53%	454	77.47%	586
0030386					
Poll Place	22	18.18%	99	81.82%	121
Vote by Mail	172	21.26%	637	78.74%	809
Mail Ballot	0		0		0
Total	194	20.86%	736	79.14%	930
0030387					
Poll Place	24	15.19%	134	84.81%	158
Vote by Mail	168	20.54%	650	79.46%	818
Mail Ballot	0		0		0
Total	192	19.67%	784	80.33%	976
0030389					
Poll Place	19	27.94%	49	72.06%	68
Vote by Mail	149	29.45%	357	70.55%	506
Mail Ballot	0		0		0
Total	168	29.27%	406	70.73%	574

Precinct	Registered Voters
0030390	
Poll Place	1,320
Vote by Mail	1,320
Mail Ballot	1,320
Total	1,320
0030393	
Poll Place	856
Vote by Mail	856
Mail Ballot	856
Total	856
0030396	
Poll Place	812
Vote by Mail	812
Mail Ballot	812
Total	812
0030399	
Poll Place	1,198
Vote by Mail	1,198
Mail Ballot	1,198
Total	1,198
0031478	
Poll Place	593
Vote by Mail	593
Mail Ballot	593
Total	593
0031641	
Poll Place	610
Vote by Mail	610
Mail Ballot	610
Total	610

Precinct	Yes		No		Total Votes
0030390					
Poll Place	34	20.73%	130	79.27%	164
Vote by Mail	177	18.38%	786	81.62%	963
Mail Ballot	0		0		0
Total	211	18.72%	916	81.28%	1,127
0030393					
Poll Place	15	16.67%	75	83.33%	90
Vote by Mail	117	18.40%	519	81.60%	636
Mail Ballot	0		0		0
Total	132	18.18%	594	81.82%	726
0030396					
Poll Place	26	23.21%	86	76.79%	112
Vote by Mail	153	27.67%	400	72.33%	553
Mail Ballot	0		0		0
Total	179	26.92%	486	73.08%	665
0030399					
Poll Place	49	47.57%	54	52.43%	103
Vote by Mail	232	46.87%	263	53.13%	495
Mail Ballot	0		0		0
Total	281	46.99%	317	53.01%	598
0031478					
Poll Place	34	44.74%	42	55.26%	76
Vote by Mail	141	38.74%	223	61.26%	364
Mail Ballot	0		0		0
Total	175	39.77%	265	60.23%	440
0031641					
Poll Place	31	53.45%	27	46.55%	58
Vote by Mail	112	48.70%	118	51.30%	230
Mail Ballot	0		0		0
Total	143	49.65%	145	50.35%	288

Precinct	Registered Voters
0031642	
Poll Place	797
Vote by Mail	797
Mail Ballot	797
Total	797
0031772	
Poll Place	1,163
Vote by Mail	1,163
Mail Ballot	1,163
Total	1,163
0031935	
Poll Place	868
Vote by Mail	868
Mail Ballot	868
Total	868
0031950	
Poll Place	707
Vote by Mail	707
Mail Ballot	707
Total	707
0031953	
Poll Place	1,390
Vote by Mail	1,390
Mail Ballot	1,390
Total	1,390
0031960	
Poll Place	1,287
Vote by Mail	1,287
Mail Ballot	1,287
Total	1,287

Precinct	Yes		No		Total Votes
0031642					
Poll Place	29	49.15%	30	50.85%	59
Vote by Mail	129	39.94%	194	60.06%	323
Mail Ballot	0		0		0
Total	158	41.36%	224	58.64%	382
0031772					
Poll Place	29	19.33%	121	80.67%	150
Vote by Mail	163	30.24%	376	69.76%	539
Mail Ballot	0		0		0
Total	192	27.87%	497	72.13%	689
0031935					
Poll Place	36	43.37%	47	56.63%	83
Vote by Mail	167	35.46%	304	64.54%	471
Mail Ballot	0		0		0
Total	203	36.64%	351	63.36%	554
0031950					
Poll Place	31	31.96%	66	68.04%	97
Vote by Mail	98	28.49%	246	71.51%	344
Mail Ballot	0		0		0
Total	129	29.25%	312	70.75%	441
0031953					
Poll Place	45	37.50%	75	62.50%	120
Vote by Mail	252	36.00%	448	64.00%	700
Mail Ballot	0		0		0
Total	297	36.22%	523	63.78%	820
0031960					
Poll Place	34	39.53%	52	60.47%	86
Vote by Mail	265	34.28%	508	65.72%	773
Mail Ballot	0		0		0
Total	299	34.81%	560	65.19%	859

Precinct	Registered Voters
0032170	
Poll Place	932
Vote by Mail	932
Mail Ballot	932
Total	932
0032214	
Poll Place	651
Vote by Mail	651
Mail Ballot	651
Total	651
0032240	
Poll Place	847
Vote by Mail	847
Mail Ballot	847
Total	847
0032310	
Poll Place	1,021
Vote by Mail	1,021
Mail Ballot	1,021
Total	1,021
0032330	
Poll Place	584
Vote by Mail	584
Mail Ballot	584
Total	584
0032340	
Poll Place	596
Vote by Mail	596
Mail Ballot	596
Total	596

Precinct	Yes		No		Total Votes
0032170					
Poll Place	24	19.67%	98	80.33%	122
Vote by Mail	173	30.03%	403	69.97%	576
Mail Ballot	0		0		0
Total	197	28.22%	501	71.78%	698
0032214					
Poll Place	10	20.41%	39	79.59%	49
Vote by Mail	89	21.39%	327	78.61%	416
Mail Ballot	0		0		0
Total	99	21.29%	366	78.71%	465
0032240					
Poll Place	13	30.95%	29	69.05%	42
Vote by Mail	127	27.91%	328	72.09%	455
Mail Ballot	0		0		0
Total	140	28.17%	357	71.83%	497
0032310					
Poll Place	23	30.67%	52	69.33%	75
Vote by Mail	168	28.24%	427	71.76%	595
Mail Ballot	0		0		0
Total	191	28.51%	479	71.49%	670
0032330					
Poll Place	6	21.43%	22	78.57%	28
Vote by Mail	101	23.65%	326	76.35%	427
Mail Ballot	0		0		0
Total	107	23.52%	348	76.48%	455
0032340					
Poll Place	10	27.03%	27	72.97%	37
Vote by Mail	84	18.58%	368	81.42%	452
Mail Ballot	0		0		0
Total	94	19.22%	395	80.78%	489

Precinct	Registered Voters
0032360	
Poll Place	1,173
Vote by Mail	1,173
Mail Ballot	1,173
Total	1,173
0032370	
Poll Place	750
Vote by Mail	750
Mail Ballot	750
Total	750
0032380	
Poll Place	629
Vote by Mail	629
Mail Ballot	629
Total	629
0032441	
Poll Place	1,140
Vote by Mail	1,140
Mail Ballot	1,140
Total	1,140
0032531	
Poll Place	1,320
Vote by Mail	1,320
Mail Ballot	1,320
Total	1,320
0032532	
Poll Place	995
Vote by Mail	995
Mail Ballot	995
Total	995

Precinct	Yes		No		Total Votes
0032360					
Poll Place	51	59.30%	35	40.70%	86
Vote by Mail	219	38.69%	347	61.31%	566
Mail Ballot	0		0		0
Total	270	41.41%	382	58.59%	652
0032370					
Poll Place	41	48.24%	44	51.76%	85
Vote by Mail	119	38.14%	193	61.86%	312
Mail Ballot	0		0		0
Total	160	40.30%	237	59.70%	397
0032380					
Poll Place	7	21.88%	25	78.13%	32
Vote by Mail	108	24.94%	325	75.06%	433
Mail Ballot	0		0		0
Total	115	24.73%	350	75.27%	465
0032441					
Poll Place	35	30.97%	78	69.03%	113
Vote by Mail	136	25.00%	408	75.00%	544
Mail Ballot	0		0		0
Total	171	26.03%	486	73.97%	657
0032531					
Poll Place	50	49.02%	52	50.98%	102
Vote by Mail	242	42.31%	330	57.69%	572
Mail Ballot	0		0		0
Total	292	43.32%	382	56.68%	674
0032532					
Poll Place	46	50.00%	46	50.00%	92
Vote by Mail	153	37.23%	258	62.77%	411
Mail Ballot	0		0		0
Total	199	39.56%	304	60.44%	503

Precinct	Registered Voters
0032640	
Poll Place	1,435
Vote by Mail	1,435
Mail Ballot	1,435
Total	1,435
0032652	
Poll Place	1,415
Vote by Mail	1,415
Mail Ballot	1,415
Total	1,415
0032731	
Poll Place	1,219
Vote by Mail	1,219
Mail Ballot	1,219
Total	1,219
0032732	
Poll Place	307
Vote by Mail	307
Mail Ballot	307
Total	307
0032750	
Poll Place	1,553
Vote by Mail	1,553
Mail Ballot	1,553
Total	1,553
0032751	
Poll Place	830
Vote by Mail	830
Mail Ballot	830
Total	830

Precinct	Yes		No		Total Votes
0032640					
Poll Place	19	9.74%	176	90.26%	195
Vote by Mail	152	15.05%	858	84.95%	1,010
Mail Ballot	0		0		0
Total	171	14.19%	1,034	85.81%	1,205
0032652					
Poll Place	12	15.00%	68	85.00%	80
Vote by Mail	150	13.48%	963	86.52%	1,113
Mail Ballot	0		0		0
Total	162	13.58%	1,031	86.42%	1,193
0032731					
Poll Place	29	21.64%	105	78.36%	134
Vote by Mail	195	26.46%	542	73.54%	737
Mail Ballot	0		0		0
Total	224	25.72%	647	74.28%	871
0032732					
Poll Place	15	36.59%	26	63.41%	41
Vote by Mail	40	16.95%	196	83.05%	236
Mail Ballot	0		0		0
Total	55	19.86%	222	80.14%	277
0032750					
Poll Place	122	58.65%	86	41.35%	208
Vote by Mail	283	35.78%	508	64.22%	791
Mail Ballot	0		0		0
Total	405	40.54%	594	59.46%	999
0032751					
Poll Place	33	35.11%	61	64.89%	94
Vote by Mail	138	35.29%	253	64.71%	391
Mail Ballot	0		0		0
Total	171	35.26%	314	64.74%	485

Precinct	Registered Voters
0032762	
Poll Place	763
Vote by Mail	763
Mail Ballot	763
Total	763
0033040	
Poll Place	1,618
Vote by Mail	1,618
Mail Ballot	1,618
Total	1,618
0033042	
Poll Place	1,130
Vote by Mail	1,130
Mail Ballot	1,130
Total	1,130
0033150	
Poll Place	467
Vote by Mail	467
Mail Ballot	467
Total	467
0033161	
Poll Place	370
Vote by Mail	370
Mail Ballot	370
Total	370
0033222	
Poll Place	1,064
Vote by Mail	1,064
Mail Ballot	1,064
Total	1,064

Precinct	Yes		No		Total Votes
0032762					
Poll Place	39	59.09%	27	40.91%	66
Vote by Mail	162	38.66%	257	61.34%	419
Mail Ballot	0		0		0
Total	201	41.44%	284	58.56%	485
0033040					
Poll Place	34	17.71%	158	82.29%	192
Vote by Mail	154	14.78%	888	85.22%	1,042
Mail Ballot	0		0		0
Total	188	15.24%	1,046	84.76%	1,234
0033042					
Poll Place	17	15.74%	91	84.26%	108
Vote by Mail	121	16.67%	605	83.33%	726
Mail Ballot	0		0		0
Total	138	16.55%	696	83.45%	834
0033150					
Poll Place	19	32.76%	39	67.24%	58
Vote by Mail	92	27.71%	240	72.29%	332
Mail Ballot	0		0		0
Total	111	28.46%	279	71.54%	390
0033161					
Poll Place	7	23.33%	23	76.67%	30
Vote by Mail	65	27.78%	169	72.22%	234
Mail Ballot	0		0		0
Total	72	27.27%	192	72.73%	264
0033222					
Poll Place	51	59.30%	35	40.70%	86
Vote by Mail	206	46.92%	233	53.08%	439
Mail Ballot	0		0		0
Total	257	48.95%	268	51.05%	525

Precinct	Registered Voters
0033492	
Poll Place	956
Vote by Mail	956
Mail Ballot	956
Total	956
0035601	
Poll Place	861
Vote by Mail	861
Mail Ballot	861
Total	861
0035602	
Poll Place	614
Vote by Mail	614
Mail Ballot	614
Total	614
0035603	
Poll Place	881
Vote by Mail	881
Mail Ballot	881
Total	881
0035604	
Poll Place	1,187
Vote by Mail	1,187
Mail Ballot	1,187
Total	1,187
0035624	
Poll Place	458
Vote by Mail	458
Mail Ballot	458
Total	458

Precinct	Yes		No		Total Votes
0033492					
Poll Place	61	48.41%	65	51.59%	126
Vote by Mail	173	41.59%	243	58.41%	416
Mail Ballot	0		0		0
Total	234	43.17%	308	56.83%	542
0035601					
Poll Place	15	15.31%	83	84.69%	98
Vote by Mail	128	21.09%	479	78.91%	607
Mail Ballot	0		0		0
Total	143	20.28%	562	79.72%	705
0035602					
Poll Place	23	29.11%	56	70.89%	79
Vote by Mail	123	30.15%	285	69.85%	408
Mail Ballot	0		0		0
Total	146	29.98%	341	70.02%	487
0035603					
Poll Place	21	18.10%	95	81.90%	116
Vote by Mail	138	23.23%	456	76.77%	594
Mail Ballot	0		0		0
Total	159	22.39%	551	77.61%	710
0035604					
Poll Place	21	20.00%	84	80.00%	105
Vote by Mail	205	23.95%	651	76.05%	856
Mail Ballot	0		0		0
Total	226	23.52%	735	76.48%	961
0035624					
Poll Place	11	28.95%	27	71.05%	38
Vote by Mail	53	16.99%	259	83.01%	312
Mail Ballot	0		0		0
Total	64	18.29%	286	81.71%	350

Precinct	Registered Voters
0035628	
Poll Place	1,817
Vote by Mail	1,817
Mail Ballot	1,817
Total	1,817
0035629	
Poll Place	1,147
Vote by Mail	1,147
Mail Ballot	1,147
Total	1,147
0035631	
Poll Place	1,022
Vote by Mail	1,022
Mail Ballot	1,022
Total	1,022
0035632	
Poll Place	765
Vote by Mail	765
Mail Ballot	765
Total	765
0035633	
Poll Place	858
Vote by Mail	858
Mail Ballot	858
Total	858
0035635	
Poll Place	1,061
Vote by Mail	1,061
Mail Ballot	1,061
Total	1,061

Precinct	Yes		No		Total Votes
0035628					
Poll Place	57	27.01%	154	72.99%	211
Vote by Mail	329	26.55%	910	73.45%	1,239
Mail Ballot	0		0		0
Total	386	26.62%	1,064	73.38%	1,450
0035629					
Poll Place	30	23.08%	100	76.92%	130
Vote by Mail	213	27.81%	553	72.19%	766
Mail Ballot	0		0		0
Total	243	27.12%	653	72.88%	896
0035631					
Poll Place	25	21.93%	89	78.07%	114
Vote by Mail	164	23.98%	520	76.02%	684
Mail Ballot	0		0		0
Total	189	23.68%	609	76.32%	798
0035632					
Poll Place	20	16.13%	104	83.87%	124
Vote by Mail	83	16.18%	430	83.82%	513
Mail Ballot	0		0		0
Total	103	16.17%	534	83.83%	637
0035633					
Poll Place	17	11.49%	131	88.51%	148
Vote by Mail	116	20.57%	448	79.43%	564
Mail Ballot	0		0		0
Total	133	18.68%	579	81.32%	712
0035635					
Poll Place	52	26.67%	143	73.33%	195
Vote by Mail	179	28.69%	445	71.31%	624
Mail Ballot	0		0		0
Total	231	28.21%	588	71.79%	819

Precinct	Registered Voters
0035640	
Poll Place	1,126
Vote by Mail	1,126
Mail Ballot	1,126
Total	1,126
0035658	
Poll Place	1,053
Vote by Mail	1,053
Mail Ballot	1,053
Total	1,053
0035661	
Poll Place	710
Vote by Mail	710
Mail Ballot	710
Total	710
0035675	
Poll Place	1,211
Vote by Mail	1,211
Mail Ballot	1,211
Total	1,211
0035677	
Poll Place	822
Vote by Mail	822
Mail Ballot	822
Total	822
0040401	
Poll Place	541
Vote by Mail	541
Mail Ballot	541
Total	541

Precinct	Yes		No		Total Votes
0035640					
Poll Place	32	21.62%	116	78.38%	148
Vote by Mail	163	20.90%	617	79.10%	780
Mail Ballot	0		0		0
Total	195	21.01%	733	78.99%	928
0035658					
Poll Place	31	18.24%	139	81.76%	170
Vote by Mail	148	20.67%	568	79.33%	716
Mail Ballot	0		0		0
Total	179	20.20%	707	79.80%	886
0035661					
Poll Place	20	18.69%	87	81.31%	107
Vote by Mail	117	25.11%	349	74.89%	466
Mail Ballot	0		0		0
Total	137	23.91%	436	76.09%	573
0035675					
Poll Place	23	18.55%	101	81.45%	124
Vote by Mail	208	23.37%	682	76.63%	890
Mail Ballot	0		0		0
Total	231	22.78%	783	77.22%	1,014
0035677					
Poll Place	28	37.84%	46	62.16%	74
Vote by Mail	184	42.79%	246	57.21%	430
Mail Ballot	0		0		0
Total	212	42.06%	292	57.94%	504
0040401					
Poll Place	18	52.94%	16	47.06%	34
Vote by Mail	52	12.78%	355	87.22%	407
Mail Ballot	0		0		0
Total	70	15.87%	371	84.13%	441

Precinct	Registered Voters
0040405	
Poll Place	1,425
Vote by Mail	1,425
Mail Ballot	1,425
Total	1,425
0040406	
Poll Place	1,059
Vote by Mail	1,059
Mail Ballot	1,059
Total	1,059
0040407	
Poll Place	762
Vote by Mail	762
Mail Ballot	762
Total	762
0040409	
Poll Place	1,153
Vote by Mail	1,153
Mail Ballot	1,153
Total	1,153
0040411	
Poll Place	1,428
Vote by Mail	1,428
Mail Ballot	1,428
Total	1,428
0040414	
Poll Place	1,613
Vote by Mail	1,613
Mail Ballot	1,613
Total	1,613

Precinct	Yes		No		Total Votes
0040405					
Poll Place	13	8.33%	143	91.67%	156
Vote by Mail	214	20.15%	848	79.85%	1,062
Mail Ballot	0		0		0
Total	227	18.64%	991	81.36%	1,218
0040406					
Poll Place	21	21.43%	77	78.57%	98
Vote by Mail	196	26.56%	542	73.44%	738
Mail Ballot	0		0		0
Total	217	25.96%	619	74.04%	836
0040407					
Poll Place	25	35.21%	46	64.79%	71
Vote by Mail	117	23.88%	373	76.12%	490
Mail Ballot	0		0		0
Total	142	25.31%	419	74.69%	561
0040409					
Poll Place	34	26.56%	94	73.44%	128
Vote by Mail	224	30.31%	515	69.69%	739
Mail Ballot	0		0		0
Total	258	29.76%	609	70.24%	867
0040411					
Poll Place	27	22.69%	92	77.31%	119
Vote by Mail	258	31.81%	553	68.19%	811
Mail Ballot	0		0		0
Total	285	30.65%	645	69.35%	930
0040414					
Poll Place	44	34.65%	83	65.35%	127
Vote by Mail	333	38.28%	537	61.72%	870
Mail Ballot	0		0		0
Total	377	37.81%	620	62.19%	997

Precinct	Registered Voters
0040415	
Poll Place	1,659
Vote by Mail	1,659
Mail Ballot	1,659
Total	1,659
0040419	
Poll Place	1,293
Vote by Mail	1,293
Mail Ballot	1,293
Total	1,293
0040421	
Poll Place	995
Vote by Mail	995
Mail Ballot	995
Total	995
0040424	
Poll Place	1,153
Vote by Mail	1,153
Mail Ballot	1,153
Total	1,153
0040428	
Poll Place	955
Vote by Mail	955
Mail Ballot	955
Total	955
0040429	
Poll Place	1,391
Vote by Mail	1,391
Mail Ballot	1,391
Total	1,391

Precinct	Yes		No		Total Votes
0040415					
Poll Place	40	29.41%	96	70.59%	136
Vote by Mail	262	21.03%	984	78.97%	1,246
Mail Ballot	0		0		0
Total	302	21.85%	1,080	78.15%	1,382
0040419					
Poll Place	21	17.80%	97	82.20%	118
Vote by Mail	211	22.96%	708	77.04%	919
Mail Ballot	0		0		0
Total	232	22.37%	805	77.63%	1,037
0040421					
Poll Place	27	30.00%	63	70.00%	90
Vote by Mail	197	27.94%	508	72.06%	705
Mail Ballot	0		0		0
Total	224	28.18%	571	71.82%	795
0040424					
Poll Place	53	48.18%	57	51.82%	110
Vote by Mail	226	36.51%	393	63.49%	619
Mail Ballot	0		0		0
Total	279	38.27%	450	61.73%	729
0040428					
Poll Place	33	42.86%	44	57.14%	77
Vote by Mail	180	35.02%	334	64.98%	514
Mail Ballot	0		0		0
Total	213	36.04%	378	63.96%	591
0040429					
Poll Place	24	13.19%	158	86.81%	182
Vote by Mail	226	23.54%	734	76.46%	960
Mail Ballot	0		0		0
Total	250	21.89%	892	78.11%	1,142

Precinct	Registered Voters
0040430	
Poll Place	1,652
Vote by Mail	1,652
Mail Ballot	1,652
Total	1,652
0040432	
Poll Place	738
Vote by Mail	738
Mail Ballot	738
Total	738
0040433	
Poll Place	1,085
Vote by Mail	1,085
Mail Ballot	1,085
Total	1,085
0040435	
Poll Place	1,334
Vote by Mail	1,334
Mail Ballot	1,334
Total	1,334
0040436	
Poll Place	840
Vote by Mail	840
Mail Ballot	840
Total	840
0040440	
Poll Place	991
Vote by Mail	991
Mail Ballot	991
Total	991

Precinct	Yes		No		Total Votes
0040430					
Poll Place	30	23.08%	100	76.92%	130
Vote by Mail	276	25.16%	821	74.84%	1,097
Mail Ballot	0		0		0
Total	306	24.94%	921	75.06%	1,227
0040432					
Poll Place	18	16.98%	88	83.02%	106
Vote by Mail	118	22.48%	407	77.52%	525
Mail Ballot	0		0		0
Total	136	21.55%	495	78.45%	631
0040433					
Poll Place	29	20.14%	115	79.86%	144
Vote by Mail	196	27.68%	512	72.32%	708
Mail Ballot	0		0		0
Total	225	26.41%	627	73.59%	852
0040435					
Poll Place	29	26.13%	82	73.87%	111
Vote by Mail	209	20.67%	802	79.33%	1,011
Mail Ballot	0		0		0
Total	238	21.21%	884	78.79%	1,122
0040436					
Poll Place	19	14.73%	110	85.27%	129
Vote by Mail	95	17.63%	444	82.37%	539
Mail Ballot	0		0		0
Total	114	17.07%	554	82.93%	668
0040440					
Poll Place	19	17.92%	87	82.08%	106
Vote by Mail	163	23.80%	522	76.20%	685
Mail Ballot	0		0		0
Total	182	23.01%	609	76.99%	791

Precinct	Registered Voters
0040441	
Poll Place	1,404
Vote by Mail	1,404
Mail Ballot	1,404
Total	1,404
0040442	
Poll Place	901
Vote by Mail	901
Mail Ballot	901
Total	901
0040443	
Poll Place	703
Vote by Mail	703
Mail Ballot	703
Total	703
0040444	
Poll Place	702
Vote by Mail	702
Mail Ballot	702
Total	702
0040447	
Poll Place	1,022
Vote by Mail	1,022
Mail Ballot	1,022
Total	1,022
0040454	
Poll Place	992
Vote by Mail	992
Mail Ballot	992
Total	992

Precinct	Yes		No		Total Votes
0040441					
Poll Place	11	16.92%	54	83.08%	65
Vote by Mail	190	15.61%	1,027	84.39%	1,217
Mail Ballot	0		0		0
Total	201	15.68%	1,081	84.32%	1,282
0040442					
Poll Place	22	30.56%	50	69.44%	72
Vote by Mail	171	26.47%	475	73.53%	646
Mail Ballot	0		0		0
Total	193	26.88%	525	73.12%	718
0040443					
Poll Place	18	29.03%	44	70.97%	62
Vote by Mail	131	27.81%	340	72.19%	471
Mail Ballot	0		0		0
Total	149	27.95%	384	72.05%	533
0040444					
Poll Place	15	28.85%	37	71.15%	52
Vote by Mail	145	33.64%	286	66.36%	431
Mail Ballot	0		0		0
Total	160	33.13%	323	66.87%	483
0040447					
Poll Place	18	30.51%	41	69.49%	59
Vote by Mail	180	25.17%	535	74.83%	715
Mail Ballot	0		0		0
Total	198	25.58%	576	74.42%	774
0040454					
Poll Place	24	26.67%	66	73.33%	90
Vote by Mail	220	33.28%	441	66.72%	661
Mail Ballot	0		0		0
Total	244	32.49%	507	67.51%	751

Precinct	Registered Voters
0040455	
Poll Place	2,039
Vote by Mail	2,039
Mail Ballot	2,039
Total	2,039
0040460	
Poll Place	960
Vote by Mail	960
Mail Ballot	960
Total	960
0040461	
Poll Place	1,495
Vote by Mail	1,495
Mail Ballot	1,495
Total	1,495
0040462	
Poll Place	1,455
Vote by Mail	1,455
Mail Ballot	1,455
Total	1,455
0040463	
Poll Place	971
Vote by Mail	971
Mail Ballot	971
Total	971
0040464	
Poll Place	1,231
Vote by Mail	1,231
Mail Ballot	1,231
Total	1,231

Precinct	Yes		No		Total Votes
0040455					
Poll Place	67	25.00%	201	75.00%	268
Vote by Mail	327	22.80%	1,107	77.20%	1,434
Mail Ballot	0		0		0
Total	394	23.15%	1,308	76.85%	1,702
0040460					
Poll Place	29	29.59%	69	70.41%	98
Vote by Mail	157	23.29%	517	76.71%	674
Mail Ballot	0		0		0
Total	186	24.09%	586	75.91%	772
0040461					
Poll Place	23	15.13%	129	84.87%	152
Vote by Mail	212	19.00%	904	81.00%	1,116
Mail Ballot	0		0		0
Total	235	18.53%	1,033	81.47%	1,268
0040462					
Poll Place	20	20.20%	79	79.80%	99
Vote by Mail	251	22.67%	856	77.33%	1,107
Mail Ballot	0		0		0
Total	271	22.47%	935	77.53%	1,206
0040463					
Poll Place	44	33.85%	86	66.15%	130
Vote by Mail	211	32.41%	440	67.59%	651
Mail Ballot	0		0		0
Total	255	32.65%	526	67.35%	781
0040464					
Poll Place	66	44.00%	84	56.00%	150
Vote by Mail	265	33.93%	516	66.07%	781
Mail Ballot	0		0		0
Total	331	35.55%	600	64.45%	931

Precinct	Registered Voters
0040466	
Poll Place	1,332
Vote by Mail	1,332
Mail Ballot	1,332
Total	1,332
0040469	
Poll Place	929
Vote by Mail	929
Mail Ballot	929
Total	929
0040470	
Poll Place	1,081
Vote by Mail	1,081
Mail Ballot	1,081
Total	1,081
0040471	
Poll Place	1,591
Vote by Mail	1,591
Mail Ballot	1,591
Total	1,591
0040475	
Poll Place	1,090
Vote by Mail	1,090
Mail Ballot	1,090
Total	1,090
0040480	
Poll Place	1,194
Vote by Mail	1,194
Mail Ballot	1,194
Total	1,194

Precinct	Yes		No		Total Votes
0040466					
Poll Place	30	19.23%	126	80.77%	156
Vote by Mail	209	22.87%	705	77.13%	914
Mail Ballot	0		0		0
Total	239	22.34%	831	77.66%	1,070
0040469					
Poll Place	38	25.00%	114	75.00%	152
Vote by Mail	159	30.99%	354	69.01%	513
Mail Ballot	0		0		0
Total	197	29.62%	468	70.38%	665
0040470					
Poll Place	37	33.33%	74	66.67%	111
Vote by Mail	214	31.38%	468	68.62%	682
Mail Ballot	0		0		0
Total	251	31.65%	542	68.35%	793
0040471					
Poll Place	53	30.81%	119	69.19%	172
Vote by Mail	365	37.13%	618	62.87%	983
Mail Ballot	0		0		0
Total	418	36.19%	737	63.81%	1,155
0040475					
Poll Place	20	19.80%	81	80.20%	101
Vote by Mail	220	30.22%	508	69.78%	728
Mail Ballot	0		0		0
Total	240	28.95%	589	71.05%	829
0040480					
Poll Place	17	17.53%	80	82.47%	97
Vote by Mail	195	22.23%	682	77.77%	877
Mail Ballot	0		0		0
Total	212	21.77%	762	78.23%	974

Precinct	Registered Voters
0040494	
Poll Place	979
Vote by Mail	979
Mail Ballot	979
Total	979
0040495	
Poll Place	1,789
Vote by Mail	1,789
Mail Ballot	1,789
Total	1,789
0040496	
Poll Place	1,396
Vote by Mail	1,396
Mail Ballot	1,396
Total	1,396
0040497	
Poll Place	885
Vote by Mail	885
Mail Ballot	885
Total	885
0041240	
Poll Place	368
Vote by Mail	368
Mail Ballot	368
Total	368
0041780	
Poll Place	1,346
Vote by Mail	1,346
Mail Ballot	1,346
Total	1,346

Precinct	Yes		No		Total Votes
0040494					
Poll Place	17	28.33%	43	71.67%	60
Vote by Mail	182	24.80%	552	75.20%	734
Mail Ballot	0		0		0
Total	199	25.06%	595	74.94%	794
0040495					
Poll Place	32	30.77%	72	69.23%	104
Vote by Mail	351	25.88%	1,005	74.12%	1,356
Mail Ballot	0		0		0
Total	383	26.23%	1,077	73.77%	1,460
0040496					
Poll Place	41	23.30%	135	76.70%	176
Vote by Mail	215	20.89%	814	79.11%	1,029
Mail Ballot	0		0		0
Total	256	21.24%	949	78.76%	1,205
0040497					
Poll Place	28	26.92%	76	73.08%	104
Vote by Mail	158	27.67%	413	72.33%	571
Mail Ballot	0		0		0
Total	186	27.56%	489	72.44%	675
0041240					
Poll Place	37	43.53%	48	56.47%	85
Vote by Mail	61	35.26%	112	64.74%	173
Mail Ballot	0		0		0
Total	98	37.98%	160	62.02%	258
0041780					
Poll Place	65	25.00%	195	75.00%	260
Vote by Mail	169	24.11%	532	75.89%	701
Mail Ballot	0		0		0
Total	234	24.35%	727	75.65%	961

Precinct	Registered Voters
0041820	
Poll Place	1,420
Vote by Mail	1,420
Mail Ballot	1,420
Total	1,420
0041910	
Poll Place	628
Vote by Mail	628
Mail Ballot	628
Total	628
0041913	
Poll Place	1,937
Vote by Mail	1,937
Mail Ballot	1,937
Total	1,937
0041915	
Poll Place	1,594
Vote by Mail	1,594
Mail Ballot	1,594
Total	1,594
0042218	
Poll Place	847
Vote by Mail	847
Mail Ballot	847
Total	847
0042261	
Poll Place	372
Vote by Mail	372
Mail Ballot	372
Total	372

Precinct	Yes		No		Total Votes
0041820					
Poll Place	57	25.68%	165	74.32%	222
Vote by Mail	259	29.37%	623	70.63%	882
Mail Ballot	0		0		0
Total	316	28.62%	788	71.38%	1,104
0041910					
Poll Place	18	26.47%	50	73.53%	68
Vote by Mail	48	10.93%	391	89.07%	439
Mail Ballot	0		0		0
Total	66	13.02%	441	86.98%	507
0041913					
Poll Place	30	15.71%	161	84.29%	191
Vote by Mail	286	19.38%	1,190	80.62%	1,476
Mail Ballot	0		0		0
Total	316	18.96%	1,351	81.04%	1,667
0041915					
Poll Place	17	10.63%	143	89.38%	160
Vote by Mail	176	14.84%	1,010	85.16%	1,186
Mail Ballot	0		0		0
Total	193	14.34%	1,153	85.66%	1,346
0042218					
Poll Place	24	15.29%	133	84.71%	157
Vote by Mail	128	29.02%	313	70.98%	441
Mail Ballot	0		0		0
Total	152	25.42%	446	74.58%	598
0042261					
Poll Place	28	51.85%	26	48.15%	54
Vote by Mail	96	47.76%	105	52.24%	201
Mail Ballot	0		0		0
Total	124	48.63%	131	51.37%	255

Precinct	Registered Voters
0042390	
Poll Place	485
Vote by Mail	485
Mail Ballot	485
Total	485
0042630	
Poll Place	647
Vote by Mail	647
Mail Ballot	647
Total	647
0042842	
Poll Place	1,330
Vote by Mail	1,330
Mail Ballot	1,330
Total	1,330
0042845	
Poll Place	1,159
Vote by Mail	1,159
Mail Ballot	1,159
Total	1,159
0043043	
Poll Place	1,329
Vote by Mail	1,329
Mail Ballot	1,329
Total	1,329
0043048	
Poll Place	1,084
Vote by Mail	1,084
Mail Ballot	1,084
Total	1,084

Precinct	Yes		No		Total Votes
0042390					
Poll Place	25	27.78%	65	72.22%	90
Vote by Mail	69	24.04%	218	75.96%	287
Mail Ballot	0		0		0
Total	94	24.93%	283	75.07%	377
0042630					
Poll Place	22	20.18%	87	79.82%	109
Vote by Mail	72	18.51%	317	81.49%	389
Mail Ballot	0		0		0
Total	94	18.88%	404	81.12%	498
0042842					
Poll Place	26	14.05%	159	85.95%	185
Vote by Mail	267	28.34%	675	71.66%	942
Mail Ballot	0		0		0
Total	293	26.00%	834	74.00%	1,127
0042845					
Poll Place	40	17.24%	192	82.76%	232
Vote by Mail	159	22.18%	558	77.82%	717
Mail Ballot	0		0		0
Total	199	20.97%	750	79.03%	949
0043043					
Poll Place	21	14.89%	120	85.11%	141
Vote by Mail	126	12.40%	890	87.60%	1,016
Mail Ballot	0		0		0
Total	147	12.71%	1,010	87.29%	1,157
0043048					
Poll Place	23	16.67%	115	83.33%	138
Vote by Mail	97	13.64%	614	86.36%	711
Mail Ballot	0		0		0
Total	120	14.13%	729	85.87%	849

Precinct	Registered Voters
0043050	
Poll Place	1,195
Vote by Mail	1,195
Mail Ballot	1,195
Total	1,195
0043051	
Poll Place	620
Vote by Mail	620
Mail Ballot	620
Total	620
0043052	
Poll Place	903
Vote by Mail	903
Mail Ballot	903
Total	903
0043053	
Poll Place	1,228
Vote by Mail	1,228
Mail Ballot	1,228
Total	1,228
0043055	
Poll Place	1,018
Vote by Mail	1,018
Mail Ballot	1,018
Total	1,018
0043059	
Poll Place	1,336
Vote by Mail	1,336
Mail Ballot	1,336
Total	1,336

Precinct	Yes		No		Total Votes
0043050					
Poll Place	30	19.74%	122	80.26%	152
Vote by Mail	126	15.22%	702	84.78%	828
Mail Ballot	0		0		0
Total	156	15.92%	824	84.08%	980
0043051					
Poll Place	10	25.00%	30	75.00%	40
Vote by Mail	87	17.26%	417	82.74%	504
Mail Ballot	0		0		0
Total	97	17.83%	447	82.17%	544
0043052					
Poll Place	15	14.15%	91	85.85%	106
Vote by Mail	91	13.70%	573	86.30%	664
Mail Ballot	0		0		0
Total	106	13.77%	664	86.23%	770
0043053					
Poll Place	18	11.54%	138	88.46%	156
Vote by Mail	152	17.35%	724	82.65%	876
Mail Ballot	0		0		0
Total	170	16.47%	862	83.53%	1,032
0043055					
Poll Place	4	5.48%	69	94.52%	73
Vote by Mail	94	11.82%	701	88.18%	795
Mail Ballot	0		0		0
Total	98	11.29%	770	88.71%	868
0043059					
Poll Place	20	14.71%	116	85.29%	136
Vote by Mail	134	13.29%	874	86.71%	1,008
Mail Ballot	0		0		0
Total	154	13.46%	990	86.54%	1,144

Precinct	Registered Voters
0043170	
Poll Place	1,402
Vote by Mail	1,402
Mail Ballot	1,402
Total	1,402
0043290	
Poll Place	488
Vote by Mail	488
Mail Ballot	488
Total	488
0043310	
Poll Place	724
Vote by Mail	724
Mail Ballot	724
Total	724
0043320	
Poll Place	1,647
Vote by Mail	1,647
Mail Ballot	1,647
Total	1,647
0043340	
Poll Place	1,002
Vote by Mail	1,002
Mail Ballot	1,002
Total	1,002
0043510	
Poll Place	877
Vote by Mail	877
Mail Ballot	877
Total	877

Precinct	Yes		No		Total Votes
0043170					
Poll Place	35	27.34%	93	72.66%	128
Vote by Mail	189	25.78%	544	74.22%	733
Mail Ballot	0		0		0
Total	224	26.02%	637	73.98%	861
0043290					
Poll Place	4	6.45%	58	93.55%	62
Vote by Mail	29	7.99%	334	92.01%	363
Mail Ballot	0		0		0
Total	33	7.76%	392	92.24%	425
0043310					
Poll Place	29	29.29%	70	70.71%	99
Vote by Mail	87	25.97%	248	74.03%	335
Mail Ballot	0		0		0
Total	116	26.73%	318	73.27%	434
0043320					
Poll Place	31	15.50%	169	84.50%	200
Vote by Mail	158	14.23%	952	85.77%	1,110
Mail Ballot	0		0		0
Total	189	14.43%	1,121	85.57%	1,310
0043340					
Poll Place	35	19.66%	143	80.34%	178
Vote by Mail	99	18.03%	450	81.97%	549
Mail Ballot	0		0		0
Total	134	18.43%	593	81.57%	727
0043510					
Poll Place	68	50.37%	67	49.63%	135
Vote by Mail	176	37.13%	298	62.87%	474
Mail Ballot	0		0		0
Total	244	40.07%	365	59.93%	609

Precinct	Registered Voters
0043520	
Poll Place	808
Vote by Mail	808
Mail Ballot	808
Total	808
0043540	
Poll Place	994
Vote by Mail	994
Mail Ballot	994
Total	994
0043567	
Poll Place	1,459
Vote by Mail	1,459
Mail Ballot	1,459
Total	1,459
0043568	
Poll Place	1,533
Vote by Mail	1,533
Mail Ballot	1,533
Total	1,533
0043570	
Poll Place	810
Vote by Mail	810
Mail Ballot	810
Total	810
0043572	
Poll Place	887
Vote by Mail	887
Mail Ballot	887
Total	887

Precinct	Yes		No		Total Votes
0043520					
Poll Place	27	35.53%	49	64.47%	76
Vote by Mail	143	38.13%	232	61.87%	375
Mail Ballot	0		0		0
Total	170	37.69%	281	62.31%	451
0043540					
Poll Place	28	43.75%	36	56.25%	64
Vote by Mail	204	30.77%	459	69.23%	663
Mail Ballot	0		0		0
Total	232	31.91%	495	68.09%	727
0043567					
Poll Place	68	52.71%	61	47.29%	129
Vote by Mail	305	38.66%	484	61.34%	789
Mail Ballot	0		0		0
Total	373	40.63%	545	59.37%	918
0043568					
Poll Place	46	38.98%	72	61.02%	118
Vote by Mail	327	41.34%	464	58.66%	791
Mail Ballot	0		0		0
Total	373	41.03%	536	58.97%	909
0043570					
Poll Place	42	55.26%	34	44.74%	76
Vote by Mail	161	35.62%	291	64.38%	452
Mail Ballot	0		0		0
Total	203	38.45%	325	61.55%	528
0043572					
Poll Place	38	43.18%	50	56.82%	88
Vote by Mail	194	44.60%	241	55.40%	435
Mail Ballot	0		0		0
Total	232	44.36%	291	55.64%	523

Precinct	Registered Voters
0044103	
Poll Place	1,095
Vote by Mail	1,095
Mail Ballot	1,095
Total	1,095
0044104	
Poll Place	1,669
Vote by Mail	1,669
Mail Ballot	1,669
Total	1,669
0044105	
Poll Place	1,097
Vote by Mail	1,097
Mail Ballot	1,097
Total	1,097
0044106	
Poll Place	1,303
Vote by Mail	1,303
Mail Ballot	1,303
Total	1,303
0044107	
Poll Place	1,405
Vote by Mail	1,405
Mail Ballot	1,405
Total	1,405
0044112	
Poll Place	1,010
Vote by Mail	1,010
Mail Ballot	1,010
Total	1,010

Precinct	Yes		No		Total Votes
0044103					
Poll Place	9	9.09%	90	90.91%	99
Vote by Mail	111	12.89%	750	87.11%	861
Mail Ballot	0		0		0
Total	120	12.50%	840	87.50%	960
0044104					
Poll Place	39	39.00%	61	61.00%	100
Vote by Mail	379	32.90%	773	67.10%	1,152
Mail Ballot	0		0		0
Total	418	33.39%	834	66.61%	1,252
0044105					
Poll Place	21	23.86%	67	76.14%	88
Vote by Mail	240	34.09%	464	65.91%	704
Mail Ballot	0		0		0
Total	261	32.95%	531	67.05%	792
0044106					
Poll Place	29	30.85%	65	69.15%	94
Vote by Mail	305	34.54%	578	65.46%	883
Mail Ballot	0		0		0
Total	334	34.19%	643	65.81%	977
0044107					
Poll Place	11	17.46%	52	82.54%	63
Vote by Mail	279	24.82%	845	75.18%	1,124
Mail Ballot	0		0		0
Total	290	24.43%	897	75.57%	1,187
0044112					
Poll Place	10	10.64%	84	89.36%	94
Vote by Mail	146	19.76%	593	80.24%	739
Mail Ballot	0		0		0
Total	156	18.73%	677	81.27%	833

Precinct	Registered Voters
0044113	
Poll Place	803
Vote by Mail	803
Mail Ballot	803
Total	803
0050020	
Poll Place	1,131
Vote by Mail	1,131
Mail Ballot	1,131
Total	1,131
0050180	
Poll Place	1,094
Vote by Mail	1,094
Mail Ballot	1,094
Total	1,094
0050190	
Poll Place	1,444
Vote by Mail	1,444
Mail Ballot	1,444
Total	1,444
0050200	
Poll Place	1,155
Vote by Mail	1,155
Mail Ballot	1,155
Total	1,155
0050211	
Poll Place	1,674
Vote by Mail	1,674
Mail Ballot	1,674
Total	1,674

Precinct	Yes		No		Total Votes
0044113					
Poll Place	28	31.11%	62	68.89%	90
Vote by Mail	133	24.23%	416	75.77%	549
Mail Ballot	0		0		0
Total	161	25.20%	478	74.80%	639
0050020					
Poll Place	64	52.89%	57	47.11%	121
Vote by Mail	204	44.25%	257	55.75%	461
Mail Ballot	0		0		0
Total	268	46.05%	314	53.95%	582
0050180					
Poll Place	51	59.30%	35	40.70%	86
Vote by Mail	266	46.42%	307	53.58%	573
Mail Ballot	0		0		0
Total	317	48.10%	342	51.90%	659
0050190					
Poll Place	71	55.47%	57	44.53%	128
Vote by Mail	311	46.49%	358	53.51%	669
Mail Ballot	0		0		0
Total	382	47.93%	415	52.07%	797
0050200					
Poll Place	62	63.27%	36	36.73%	98
Vote by Mail	260	49.34%	267	50.66%	527
Mail Ballot	0		0		0
Total	322	51.52%	303	48.48%	625
0050211					
Poll Place	94	58.75%	66	41.25%	160
Vote by Mail	439	49.22%	453	50.78%	892
Mail Ballot	0		0		0
Total	533	50.67%	519	49.33%	1,052

Precinct	Registered Voters
0050501	
Poll Place	487
Vote by Mail	487
Mail Ballot	487
Total	487
0050503	
Poll Place	614
Vote by Mail	614
Mail Ballot	614
Total	614
0050505	
Poll Place	691
Vote by Mail	691
Mail Ballot	691
Total	691
0050506	
Poll Place	952
Vote by Mail	952
Mail Ballot	952
Total	952
0050507	
Poll Place	1,131
Vote by Mail	1,131
Mail Ballot	1,131
Total	1,131
0050509	
Poll Place	1,560
Vote by Mail	1,560
Mail Ballot	1,560
Total	1,560

Precinct	Yes		No		Total Votes
0050501					
Poll Place	15	50.00%	15	50.00%	30
Vote by Mail	78	49.06%	81	50.94%	159
Mail Ballot	0		0		0
Total	93	49.21%	96	50.79%	189
0050503					
Poll Place	7	28.00%	18	72.00%	25
Vote by Mail	104	39.54%	159	60.46%	263
Mail Ballot	0		0		0
Total	111	38.54%	177	61.46%	288
0050505					
Poll Place	17	36.17%	30	63.83%	47
Vote by Mail	117	34.41%	223	65.59%	340
Mail Ballot	0		0		0
Total	134	34.63%	253	65.37%	387
0050506					
Poll Place	22	51.16%	21	48.84%	43
Vote by Mail	135	43.97%	172	56.03%	307
Mail Ballot	0		0		0
Total	157	44.86%	193	55.14%	350
0050507					
Poll Place	16	45.71%	19	54.29%	35
Vote by Mail	170	40.57%	249	59.43%	419
Mail Ballot	0		0		0
Total	186	40.97%	268	59.03%	454
0050509					
Poll Place	66	50.77%	64	49.23%	130
Vote by Mail	237	40.65%	346	59.35%	583
Mail Ballot	0		0		0
Total	303	42.50%	410	57.50%	713

Precinct	Registered Voters
0050511	
Poll Place	1,636
Vote by Mail	1,636
Mail Ballot	1,636
Total	1,636
0050514	
Poll Place	1,259
Vote by Mail	1,259
Mail Ballot	1,259
Total	1,259
0050517	
Poll Place	1,091
Vote by Mail	1,091
Mail Ballot	1,091
Total	1,091
0050518	
Poll Place	384
Vote by Mail	384
Mail Ballot	384
Total	384
0050519	
Poll Place	1,525
Vote by Mail	1,525
Mail Ballot	1,525
Total	1,525
0050523	
Poll Place	682
Vote by Mail	682
Mail Ballot	682
Total	682

Precinct	Yes		No		Total Votes
0050511					
Poll Place	35	58.33%	25	41.67%	60
Vote by Mail	249	45.11%	303	54.89%	552
Mail Ballot	0		0		0
Total	284	46.41%	328	53.59%	612
0050514					
Poll Place	35	38.04%	57	61.96%	92
Vote by Mail	297	50.42%	292	49.58%	589
Mail Ballot	0		0		0
Total	332	48.75%	349	51.25%	681
0050517					
Poll Place	30	23.26%	99	76.74%	129
Vote by Mail	252	34.85%	471	65.15%	723
Mail Ballot	0		0		0
Total	282	33.10%	570	66.90%	852
0050518					
Poll Place	11	44.00%	14	56.00%	25
Vote by Mail	75	34.09%	145	65.91%	220
Mail Ballot	0		0		0
Total	86	35.10%	159	64.90%	245
0050519					
Poll Place	36	23.68%	116	76.32%	152
Vote by Mail	259	24.39%	803	75.61%	1,062
Mail Ballot	0		0		0
Total	295	24.30%	919	75.70%	1,214
0050523					
Poll Place	13	41.94%	18	58.06%	31
Vote by Mail	174	40.85%	252	59.15%	426
Mail Ballot	0		0		0
Total	187	40.92%	270	59.08%	457

Precinct	Registered Voters
0050524	
Poll Place	1,571
Vote by Mail	1,571
Mail Ballot	1,571
Total	1,571
0050532	
Poll Place	1,302
Vote by Mail	1,302
Mail Ballot	1,302
Total	1,302
0050536	
Poll Place	489
Vote by Mail	489
Mail Ballot	489
Total	489
0050538	
Poll Place	702
Vote by Mail	702
Mail Ballot	702
Total	702
0050541	
Poll Place	1,081
Vote by Mail	1,081
Mail Ballot	1,081
Total	1,081
0050543	
Poll Place	352
Vote by Mail	352
Mail Ballot	352
Total	352

Precinct	Yes		No		Total Votes
0050524					
Poll Place	63	64.95%	34	35.05%	97
Vote by Mail	260	35.76%	467	64.24%	727
Mail Ballot	0		0		0
Total	323	39.20%	501	60.80%	824
0050532					
Poll Place	18	38.30%	29	61.70%	47
Vote by Mail	198	37.22%	334	62.78%	532
Mail Ballot	0		0		0
Total	216	37.31%	363	62.69%	579
0050536					
Poll Place	14	38.89%	22	61.11%	36
Vote by Mail	154	54.61%	128	45.39%	282
Mail Ballot	0		0		0
Total	168	52.83%	150	47.17%	318
0050538					
Poll Place	42	54.55%	35	45.45%	77
Vote by Mail	188	49.21%	194	50.79%	382
Mail Ballot	0		0		0
Total	230	50.11%	229	49.89%	459
0050541					
Poll Place	25	65.79%	13	34.21%	38
Vote by Mail	205	39.50%	314	60.50%	519
Mail Ballot	0		0		0
Total	230	41.29%	327	58.71%	557
0050543					
Poll Place	10	45.45%	12	54.55%	22
Vote by Mail	79	43.89%	101	56.11%	180
Mail Ballot	0		0		0
Total	89	44.06%	113	55.94%	202

Precinct	Registered Voters
0050545	
Poll Place	1,364
Vote by Mail	1,364
Mail Ballot	1,364
Total	1,364
0050548	
Poll Place	1,202
Vote by Mail	1,202
Mail Ballot	1,202
Total	1,202
0050552	
Poll Place	911
Vote by Mail	911
Mail Ballot	911
Total	911
0050560	
Poll Place	900
Vote by Mail	900
Mail Ballot	900
Total	900
0050576	
Poll Place	1,621
Vote by Mail	1,621
Mail Ballot	1,621
Total	1,621
0050590	
Poll Place	521
Vote by Mail	521
Mail Ballot	521
Total	521

Precinct	Yes		No		Total Votes
0050545					
Poll Place	48	51.61%	45	48.39%	93
Vote by Mail	326	43.24%	428	56.76%	754
Mail Ballot	0		0		0
Total	374	44.16%	473	55.84%	847
0050548					
Poll Place	37	45.12%	45	54.88%	82
Vote by Mail	199	35.79%	357	64.21%	556
Mail Ballot	0		0		0
Total	236	36.99%	402	63.01%	638
0050552					
Poll Place	37	52.86%	33	47.14%	70
Vote by Mail	224	49.02%	233	50.98%	457
Mail Ballot	0		0		0
Total	261	49.53%	266	50.47%	527
0050560					
Poll Place	35	67.31%	17	32.69%	52
Vote by Mail	155	44.67%	192	55.33%	347
Mail Ballot	0		0		0
Total	190	47.62%	209	52.38%	399
0050576					
Poll Place	54	55.67%	43	44.33%	97
Vote by Mail	431	47.10%	484	52.90%	915
Mail Ballot	0		0		0
Total	485	47.92%	527	52.08%	1,012
0050590					
Poll Place	22	62.86%	13	37.14%	35
Vote by Mail	108	51.92%	100	48.08%	208
Mail Ballot	0		0		0
Total	130	53.50%	113	46.50%	243

Precinct	Registered Voters
0050731	
Poll Place	1,136
Vote by Mail	1,136
Mail Ballot	1,136
Total	1,136
0050741	
Poll Place	1,124
Vote by Mail	1,124
Mail Ballot	1,124
Total	1,124
0050742	
Poll Place	1,083
Vote by Mail	1,083
Mail Ballot	1,083
Total	1,083
0050750	
Poll Place	785
Vote by Mail	785
Mail Ballot	785
Total	785
0050751	
Poll Place	422
Vote by Mail	422
Mail Ballot	422
Total	422
0050752	
Poll Place	1,382
Vote by Mail	1,382
Mail Ballot	1,382
Total	1,382

Precinct	Yes		No		Total Votes
0050731					
Poll Place	35	55.56%	28	44.44%	63
Vote by Mail	231	42.86%	308	57.14%	539
Mail Ballot	0		0		0
Total	266	44.19%	336	55.81%	602
0050741					
Poll Place	28	48.28%	30	51.72%	58
Vote by Mail	235	39.83%	355	60.17%	590
Mail Ballot	0		0		0
Total	263	40.59%	385	59.41%	648
0050742					
Poll Place	49	54.44%	41	45.56%	90
Vote by Mail	215	42.07%	296	57.93%	511
Mail Ballot	0		0		0
Total	264	43.93%	337	56.07%	601
0050750					
Poll Place	36	45.57%	43	54.43%	79
Vote by Mail	148	35.24%	272	64.76%	420
Mail Ballot	0		0		0
Total	184	36.87%	315	63.13%	499
0050751					
Poll Place	20	45.45%	24	54.55%	44
Vote by Mail	74	35.92%	132	64.08%	206
Mail Ballot	0		0		0
Total	94	37.60%	156	62.40%	250
0050752					
Poll Place	71	36.41%	124	63.59%	195
Vote by Mail	273	35.04%	506	64.96%	779
Mail Ballot	0		0		0
Total	344	35.32%	630	64.68%	974

Precinct	Registered Voters
0050765	
Poll Place	1,244
Vote by Mail	1,244
Mail Ballot	1,244
Total	1,244
0051180	
Poll Place	982
Vote by Mail	982
Mail Ballot	982
Total	982
0051227	
Poll Place	662
Vote by Mail	662
Mail Ballot	662
Total	662
0051228	
Poll Place	687
Vote by Mail	687
Mail Ballot	687
Total	687
0051310	
Poll Place	476
Vote by Mail	476
Mail Ballot	476
Total	476
0051313	
Poll Place	277
Vote by Mail	277
Mail Ballot	277
Total	277

Precinct	Yes		No		Total Votes
0050765					
Poll Place	38	40.86%	55	59.14%	93
Vote by Mail	258	34.40%	492	65.60%	750
Mail Ballot	0		0		0
Total	296	35.11%	547	64.89%	843
0051180					
Poll Place	37	46.84%	42	53.16%	79
Vote by Mail	143	39.39%	220	60.61%	363
Mail Ballot	0		0		0
Total	180	40.72%	262	59.28%	442
0051227					
Poll Place	29	34.94%	54	65.06%	83
Vote by Mail	103	24.41%	319	75.59%	422
Mail Ballot	0		0		0
Total	132	26.14%	373	73.86%	505
0051228					
Poll Place	27	36.49%	47	63.51%	74
Vote by Mail	134	35.64%	242	64.36%	376
Mail Ballot	0		0		0
Total	161	35.78%	289	64.22%	450
0051310					
Poll Place	20	45.45%	24	54.55%	44
Vote by Mail	66	36.26%	116	63.74%	182
Mail Ballot	0		0		0
Total	86	38.05%	140	61.95%	226
0051313					
Poll Place	9	60.00%	6	40.00%	15
Vote by Mail	45	45.00%	55	55.00%	100
Mail Ballot	0		0		0
Total	54	46.96%	61	53.04%	115

Precinct	Registered Voters
0051331	
Poll Place	1,171
Vote by Mail	1,171
Mail Ballot	1,171
Total	1,171
0051332	
Poll Place	1,189
Vote by Mail	1,189
Mail Ballot	1,189
Total	1,189
0051690	
Poll Place	748
Vote by Mail	748
Mail Ballot	748
Total	748
0051727	
Poll Place	592
Vote by Mail	592
Mail Ballot	592
Total	592
0051728	
Poll Place	559
Vote by Mail	559
Mail Ballot	559
Total	559
0052033	
Poll Place	475
Vote by Mail	475
Mail Ballot	475
Total	475

Precinct	Yes		No		Total Votes
0051331					
Poll Place	41	40.20%	61	59.80%	102
Vote by Mail	216	33.44%	430	66.56%	646
Mail Ballot	0		0		0
Total	257	34.36%	491	65.64%	748
0051332					
Poll Place	24	34.78%	45	65.22%	69
Vote by Mail	225	33.58%	445	66.42%	670
Mail Ballot	0		0		0
Total	249	33.69%	490	66.31%	739
0051690					
Poll Place	18	43.90%	23	56.10%	41
Vote by Mail	114	43.02%	151	56.98%	265
Mail Ballot	0		0		0
Total	132	43.14%	174	56.86%	306
0051727					
Poll Place	36	42.86%	48	57.14%	84
Vote by Mail	126	36.84%	216	63.16%	342
Mail Ballot	0		0		0
Total	162	38.03%	264	61.97%	426
0051728					
Poll Place	32	47.06%	36	52.94%	68
Vote by Mail	121	39.54%	185	60.46%	306
Mail Ballot	0		0		0
Total	153	40.91%	221	59.09%	374
0052033					
Poll Place	21	70.00%	9	30.00%	30
Vote by Mail	56	40.58%	82	59.42%	138
Mail Ballot	0		0		0
Total	77	45.83%	91	54.17%	168

Precinct	Registered Voters
0052034	
Poll Place	797
Vote by Mail	797
Mail Ballot	797
Total	797
0052070	
Poll Place	978
Vote by Mail	978
Mail Ballot	978
Total	978
0052080	
Poll Place	1,001
Vote by Mail	1,001
Mail Ballot	1,001
Total	1,001
0052110	
Poll Place	895
Vote by Mail	895
Mail Ballot	895
Total	895
0052180	
Poll Place	753
Vote by Mail	753
Mail Ballot	753
Total	753
0052182	
Poll Place	641
Vote by Mail	641
Mail Ballot	641
Total	641

Precinct	Yes		No		Total Votes
0052034					
Poll Place	34	49.28%	35	50.72%	69
Vote by Mail	164	48.24%	176	51.76%	340
Mail Ballot	0		0		0
Total	198	48.41%	211	51.59%	409
0052070					
Poll Place	40	47.62%	44	52.38%	84
Vote by Mail	175	43.86%	224	56.14%	399
Mail Ballot	0		0		0
Total	215	44.51%	268	55.49%	483
0052080					
Poll Place	35	59.32%	24	40.68%	59
Vote by Mail	158	40.62%	231	59.38%	389
Mail Ballot	0		0		0
Total	193	43.08%	255	56.92%	448
0052110					
Poll Place	28	46.67%	32	53.33%	60
Vote by Mail	131	40.94%	189	59.06%	320
Mail Ballot	0		0		0
Total	159	41.84%	221	58.16%	380
0052180					
Poll Place	38	53.52%	33	46.48%	71
Vote by Mail	183	50.97%	176	49.03%	359
Mail Ballot	0		0		0
Total	221	51.40%	209	48.60%	430
0052182					
Poll Place	17	54.84%	14	45.16%	31
Vote by Mail	153	48.11%	165	51.89%	318
Mail Ballot	0		0		0
Total	170	48.71%	179	51.29%	349

Precinct	Registered Voters
0052183	
Poll Place	929
Vote by Mail	929
Mail Ballot	929
Total	929
0052184	
Poll Place	890
Vote by Mail	890
Mail Ballot	890
Total	890
0052185	
Poll Place	410
Vote by Mail	410
Mail Ballot	410
Total	410
0052400	
Poll Place	1,170
Vote by Mail	1,170
Mail Ballot	1,170
Total	1,170
0052490	
Poll Place	1,059
Vote by Mail	1,059
Mail Ballot	1,059
Total	1,059
7010010	
Poll Place	2
Vote by Mail	2
Mail Ballot	2
Total	2

Precinct	Yes		No		Total Votes
0052183					
Poll Place	48	55.17%	39	44.83%	87
Vote by Mail	197	47.58%	217	52.42%	414
Mail Ballot	0		0		0
Total	245	48.90%	256	51.10%	501
0052184					
Poll Place	41	61.19%	26	38.81%	67
Vote by Mail	194	44.39%	243	55.61%	437
Mail Ballot	0		0		0
Total	235	46.63%	269	53.37%	504
0052185					
Poll Place	26	46.43%	30	53.57%	56
Vote by Mail	68	40.72%	99	59.28%	167
Mail Ballot	0		0		0
Total	94	42.15%	129	57.85%	223
0052400					
Poll Place	16	35.56%	29	64.44%	45
Vote by Mail	197	41.47%	278	58.53%	475
Mail Ballot	0		0		0
Total	213	40.96%	307	59.04%	520
0052490					
Poll Place	38	50.67%	37	49.33%	75
Vote by Mail	214	44.86%	263	55.14%	477
Mail Ballot	0		0		0
Total	252	45.65%	300	54.35%	552
7010010					
Poll Place	0		0		0
Vote by Mail	0		0		0
Mail Ballot	0	0.00%	2	100.00%	2
Total	0	0.00%	2	100.00%	2

Precinct	Registered Voters
7010015	
Poll Place	3
Vote by Mail	3
Mail Ballot	3
Total	3
7010050	
Poll Place	13
Vote by Mail	13
Mail Ballot	13
Total	13
7010080	
Poll Place	250
Vote by Mail	250
Mail Ballot	250
Total	250
7010084	
Poll Place	119
Vote by Mail	119
Mail Ballot	119
Total	119
7010085	
Poll Place	367
Vote by Mail	367
Mail Ballot	367
Total	367
7010090	
Poll Place	205
Vote by Mail	205
Mail Ballot	205
Total	205

Precinct	Yes		No		Total Votes
7010015					
Poll Place	0		0		0
Vote by Mail	0		0		0
Mail Ballot	1	50.00%	1	50.00%	2
Total	1	50.00%	1	50.00%	2
7010050					
Poll Place	0		0		0
Vote by Mail	0		0		0
Mail Ballot	4	66.67%	2	33.33%	6
Total	4	66.67%	2	33.33%	6
7010080					
Poll Place	0		0		0
Vote by Mail	0		0		0
Mail Ballot	38	17.35%	181	82.65%	219
Total	38	17.35%	181	82.65%	219
7010084					
Poll Place	0		0		0
Vote by Mail	0		0		0
Mail Ballot	22	32.35%	46	67.65%	68
Total	22	32.35%	46	67.65%	68
7010085					
Poll Place	0		0		0
Vote by Mail	0		0		0
Mail Ballot	28	8.95%	285	91.05%	313
Total	28	8.95%	285	91.05%	313
7010090					
Poll Place	0		0		0
Vote by Mail	0		0		0
Mail Ballot	27	19.01%	115	80.99%	142
Total	27	19.01%	115	80.99%	142

Precinct	Registered Voters
7010225	
Poll Place	3
Vote by Mail	3
Mail Ballot	3
Total	3
7010226	
Poll Place	80
Vote by Mail	80
Mail Ballot	80
Total	80
7010229	
Poll Place	96
Vote by Mail	96
Mail Ballot	96
Total	96
7011135	
Poll Place	65
Vote by Mail	65
Mail Ballot	65
Total	65
7011153	
Poll Place	371
Vote by Mail	371
Mail Ballot	371
Total	371
7011171	
Poll Place	151
Vote by Mail	151
Mail Ballot	151
Total	151

Precinct	Yes		No		Total Votes
7010225					
Poll Place	0		0		0
Vote by Mail	0		0		0
Mail Ballot	1	33.33%	2	66.67%	3
Total	1	33.33%	2	66.67%	3
7010226					
Poll Place	0		0		0
Vote by Mail	0		0		0
Mail Ballot	10	14.71%	58	85.29%	68
Total	10	14.71%	58	85.29%	68
7010229					
Poll Place	0		0		0
Vote by Mail	0		0		0
Mail Ballot	31	50.82%	30	49.18%	61
Total	31	50.82%	30	49.18%	61
7011135					
Poll Place	0		0		0
Vote by Mail	0		0		0
Mail Ballot	13	30.23%	30	69.77%	43
Total	13	30.23%	30	69.77%	43
7011153					
Poll Place	0		0		0
Vote by Mail	0		0		0
Mail Ballot	82	34.89%	153	65.11%	235
Total	82	34.89%	153	65.11%	235
7011171					
Poll Place	0		0		0
Vote by Mail	0		0		0
Mail Ballot	27	29.67%	64	70.33%	91
Total	27	29.67%	64	70.33%	91

Precinct	Registered Voters
7011200	
Poll Place	0
Vote by Mail	0
Mail Ballot	0
Total	0
7011202	
Poll Place	244
Vote by Mail	244
Mail Ballot	244
Total	244
7011208	
Poll Place	11
Vote by Mail	11
Mail Ballot	11
Total	11
7011209	
Poll Place	191
Vote by Mail	191
Mail Ballot	191
Total	191
7011290	
Poll Place	224
Vote by Mail	224
Mail Ballot	224
Total	224
7011382	
Poll Place	14
Vote by Mail	14
Mail Ballot	14
Total	14

Precinct	Yes		No		Total Votes
7011200					
Poll Place	0		0		0
Vote by Mail	0		0		0
Mail Ballot	0		0		0
Total	0		0		0
7011202					
Poll Place	0		0		0
Vote by Mail	0		0		0
Mail Ballot	44	25.29%	130	74.71%	174
Total	44	25.29%	130	74.71%	174
7011208					
Poll Place	0		0		0
Vote by Mail	0		0		0
Mail Ballot	0	0.00%	6	100.00%	6
Total	0	0.00%	6	100.00%	6
7011209					
Poll Place	0		0		0
Vote by Mail	0		0		0
Mail Ballot	36	39.56%	55	60.44%	91
Total	36	39.56%	55	60.44%	91
7011290					
Poll Place	0		0		0
Vote by Mail	0		0		0
Mail Ballot	29	17.79%	134	82.21%	163
Total	29	17.79%	134	82.21%	163
7011382					
Poll Place	0		0		0
Vote by Mail	0		0		0
Mail Ballot	0	0.00%	9	100.00%	9
Total	0	0.00%	9	100.00%	9

Precinct	Registered Voters
7011391	
Poll Place	26
Vote by Mail	26
Mail Ballot	26
Total	26
7011538	
Poll Place	176
Vote by Mail	176
Mail Ballot	176
Total	176
7011541	
Poll Place	1
Vote by Mail	1
Mail Ballot	1
Total	1
7011542	
Poll Place	5
Vote by Mail	5
Mail Ballot	5
Total	5
7011627	
Poll Place	0
Vote by Mail	0
Mail Ballot	0
Total	0
7011632	
Poll Place	92
Vote by Mail	92
Mail Ballot	92
Total	92

Precinct	Yes		No		Total Votes
7011391					
Poll Place	0		0		0
Vote by Mail	0		0		0
Mail Ballot	5	22.73%	17	77.27%	22
Total	5	22.73%	17	77.27%	22
7011538					
Poll Place	0		0		0
Vote by Mail	0		0		0
Mail Ballot	16	10.67%	134	89.33%	150
Total	16	10.67%	134	89.33%	150
7011541					
Poll Place	0		0		0
Vote by Mail	0		0		0
Mail Ballot	0	0.00%	1	100.00%	1
Total	0	0.00%	1	100.00%	1
7011542					
Poll Place	0		0		0
Vote by Mail	0		0		0
Mail Ballot	1	100.00%	0	0.00%	1
Total	1	100.00%	0	0.00%	1
7011627					
Poll Place	0		0		0
Vote by Mail	0		0		0
Mail Ballot	0		0		0
Total	0		0		0
7011632					
Poll Place	0		0		0
Vote by Mail	0		0		0
Mail Ballot	25	41.67%	35	58.33%	60
Total	25	41.67%	35	58.33%	60

Precinct	Registered Voters
7011683	
Poll Place	35
Vote by Mail	35
Mail Ballot	35
Total	35
7011703	
Poll Place	96
Vote by Mail	96
Mail Ballot	96
Total	96
7011719	
Poll Place	250
Vote by Mail	250
Mail Ballot	250
Total	250
7011759	
Poll Place	0
Vote by Mail	0
Mail Ballot	0
Total	0
7011760	
Poll Place	0
Vote by Mail	0
Mail Ballot	0
Total	0
7011773	
Poll Place	267
Vote by Mail	267
Mail Ballot	267
Total	267

Precinct	Yes		No		Total Votes
7011683					
Poll Place	0		0		0
Vote by Mail	0		0		0
Mail Ballot	4	15.38%	22	84.62%	26
Total	4	15.38%	22	84.62%	26
7011703					
Poll Place	0		0		0
Vote by Mail	0		0		0
Mail Ballot	6	7.14%	78	92.86%	84
Total	6	7.14%	78	92.86%	84
7011719					
Poll Place	0		0		0
Vote by Mail	0		0		0
Mail Ballot	38	19.90%	153	80.10%	191
Total	38	19.90%	153	80.10%	191
7011759					
Poll Place	0		0		0
Vote by Mail	0		0		0
Mail Ballot	0		0		0
Total	0		0		0
7011760					
Poll Place	0		0		0
Vote by Mail	0		0		0
Mail Ballot	0		0		0
Total	0		0		0
7011773					
Poll Place	0		0		0
Vote by Mail	0		0		0
Mail Ballot	33	14.10%	201	85.90%	234
Total	33	14.10%	201	85.90%	234

Precinct	Registered Voters
7011820	
Poll Place	90
Vote by Mail	90
Mail Ballot	90
Total	90
7011835	
Poll Place	0
Vote by Mail	0
Mail Ballot	0
Total	0
7011840	
Poll Place	21
Vote by Mail	21
Mail Ballot	21
Total	21
7011870	
Poll Place	11
Vote by Mail	11
Mail Ballot	11
Total	11
7011880	
Poll Place	0
Vote by Mail	0
Mail Ballot	0
Total	0
7011900	
Poll Place	133
Vote by Mail	133
Mail Ballot	133
Total	133

Precinct	Yes		No		Total Votes
7011820					
Poll Place	0		0		0
Vote by Mail	0		0		0
Mail Ballot	21	27.27%	56	72.73%	77
Total	21	27.27%	56	72.73%	77
7011835					
Poll Place	0		0		0
Vote by Mail	0		0		0
Mail Ballot	0		0		0
Total	0		0		0
7011840					
Poll Place	0		0		0
Vote by Mail	0		0		0
Mail Ballot	0	0.00%	17	100.00%	17
Total	0	0.00%	17	100.00%	17
7011870					
Poll Place	0		0		0
Vote by Mail	0		0		0
Mail Ballot	0	0.00%	9	100.00%	9
Total	0	0.00%	9	100.00%	9
7011880					
Poll Place	0		0		0
Vote by Mail	0		0		0
Mail Ballot	0		0		0
Total	0		0		0
7011900					
Poll Place	0		0		0
Vote by Mail	0		0		0
Mail Ballot	5	4.35%	110	95.65%	115
Total	5	4.35%	110	95.65%	115

Precinct	Registered Voters
7011915	
Poll Place	46
Vote by Mail	46
Mail Ballot	46
Total	46
7011922	
Poll Place	208
Vote by Mail	208
Mail Ballot	208
Total	208
7011983	
Poll Place	35
Vote by Mail	35
Mail Ballot	35
Total	35
7011999	
Poll Place	141
Vote by Mail	141
Mail Ballot	141
Total	141
7012010	
Poll Place	54
Vote by Mail	54
Mail Ballot	54
Total	54
7012013	
Poll Place	0
Vote by Mail	0
Mail Ballot	0
Total	0

Precinct	Yes		No		Total Votes
7011915					
Poll Place	0		0		0
Vote by Mail	0		0		0
Mail Ballot	6	17.65%	28	82.35%	34
Total	6	17.65%	28	82.35%	34
7011922					
Poll Place	0		0		0
Vote by Mail	0		0		0
Mail Ballot	19	12.03%	139	87.97%	158
Total	19	12.03%	139	87.97%	158
7011983					
Poll Place	0		0		0
Vote by Mail	0		0		0
Mail Ballot	4	14.81%	23	85.19%	27
Total	4	14.81%	23	85.19%	27
7011999					
Poll Place	0		0		0
Vote by Mail	0		0		0
Mail Ballot	18	14.52%	106	85.48%	124
Total	18	14.52%	106	85.48%	124
7012010					
Poll Place	0		0		0
Vote by Mail	0		0		0
Mail Ballot	8	17.39%	38	82.61%	46
Total	8	17.39%	38	82.61%	46
7012013					
Poll Place	0		0		0
Vote by Mail	0		0		0
Mail Ballot	0		0		0
Total	0		0		0

Precinct	Registered Voters
7012056	
Poll Place	45
Vote by Mail	45
Mail Ballot	45
Total	45
7012160	
Poll Place	261
Vote by Mail	261
Mail Ballot	261
Total	261
7012162	
Poll Place	0
Vote by Mail	0
Mail Ballot	0
Total	0
7012164	
Poll Place	129
Vote by Mail	129
Mail Ballot	129
Total	129
7012277	
Poll Place	243
Vote by Mail	243
Mail Ballot	243
Total	243
7012397	
Poll Place	85
Vote by Mail	85
Mail Ballot	85
Total	85

Precinct	Yes		No		Total Votes
7012056					
Poll Place	0		0		0
Vote by Mail	0		0		0
Mail Ballot	5	15.63%	27	84.38%	32
Total	5	15.63%	27	84.38%	32
7012160					
Poll Place	0		0		0
Vote by Mail	0		0		0
Mail Ballot	37	18.14%	167	81.86%	204
Total	37	18.14%	167	81.86%	204
7012162					
Poll Place	0		0		0
Vote by Mail	0		0		0
Mail Ballot	0		0		0
Total	0		0		0
7012164					
Poll Place	0		0		0
Vote by Mail	0		0		0
Mail Ballot	24	23.30%	79	76.70%	103
Total	24	23.30%	79	76.70%	103
7012277					
Poll Place	0		0		0
Vote by Mail	0		0		0
Mail Ballot	29	15.18%	162	84.82%	191
Total	29	15.18%	162	84.82%	191
7012397					
Poll Place	0		0		0
Vote by Mail	0		0		0
Mail Ballot	16	35.56%	29	64.44%	45
Total	16	35.56%	29	64.44%	45

Precinct	Registered Voters
7012413	
Poll Place	274
Vote by Mail	274
Mail Ballot	274
Total	274
7012712	
Poll Place	50
Vote by Mail	50
Mail Ballot	50
Total	50
7012757	
Poll Place	114
Vote by Mail	114
Mail Ballot	114
Total	114
7012856	
Poll Place	125
Vote by Mail	125
Mail Ballot	125
Total	125
7012912	
Poll Place	20
Vote by Mail	20
Mail Ballot	20
Total	20
7012937	
Poll Place	101
Vote by Mail	101
Mail Ballot	101
Total	101

Precinct	Yes		No		Total Votes
7012413					
Poll Place	0		0		0
Vote by Mail	0		0		0
Mail Ballot	48	32.21%	101	67.79%	149
Total	48	32.21%	101	67.79%	149
7012712					
Poll Place	0		0		0
Vote by Mail	0		0		0
Mail Ballot	2	4.65%	41	95.35%	43
Total	2	4.65%	41	95.35%	43
7012757					
Poll Place	0		0		0
Vote by Mail	0		0		0
Mail Ballot	16	21.33%	59	78.67%	75
Total	16	21.33%	59	78.67%	75
7012856					
Poll Place	0		0		0
Vote by Mail	0		0		0
Mail Ballot	24	24.00%	76	76.00%	100
Total	24	24.00%	76	76.00%	100
7012912					
Poll Place	0		0		0
Vote by Mail	0		0		0
Mail Ballot	2	15.38%	11	84.62%	13
Total	2	15.38%	11	84.62%	13
7012937					
Poll Place	0		0		0
Vote by Mail	0		0		0
Mail Ballot	24	48.00%	26	52.00%	50
Total	24	48.00%	26	52.00%	50

Precinct	Registered Voters
7012992	
Poll Place	39
Vote by Mail	39
Mail Ballot	39
Total	39
7013047	
Poll Place	207
Vote by Mail	207
Mail Ballot	207
Total	207
7013068	
Poll Place	7
Vote by Mail	7
Mail Ballot	7
Total	7
7013095	
Poll Place	238
Vote by Mail	238
Mail Ballot	238
Total	238
7013102	
Poll Place	27
Vote by Mail	27
Mail Ballot	27
Total	27
7013104	
Poll Place	2
Vote by Mail	2
Mail Ballot	2
Total	2

Precinct	Yes		No		Total Votes
7012992					
Poll Place	0		0		0
Vote by Mail	0		0		0
Mail Ballot	12	36.36%	21	63.64%	33
Total	12	36.36%	21	63.64%	33
7013047					
Poll Place	0		0		0
Vote by Mail	0		0		0
Mail Ballot	23	14.47%	136	85.53%	159
Total	23	14.47%	136	85.53%	159
7013068					
Poll Place	0		0		0
Vote by Mail	0		0		0
Mail Ballot	2	33.33%	4	66.67%	6
Total	2	33.33%	4	66.67%	6
7013095					
Poll Place	0		0		0
Vote by Mail	0		0		0
Mail Ballot	40	33.90%	78	66.10%	118
Total	40	33.90%	78	66.10%	118
7013102					
Poll Place	0		0		0
Vote by Mail	0		0		0
Mail Ballot	5	18.52%	22	81.48%	27
Total	5	18.52%	22	81.48%	27
7013104					
Poll Place	0		0		0
Vote by Mail	0		0		0
Mail Ballot	2	100.00%	0	0.00%	2
Total	2	100.00%	0	0.00%	2

Precinct	Registered Voters
7013105	
Poll Place	36
Vote by Mail	36
Mail Ballot	36
Total	36
7013106	
Poll Place	223
Vote by Mail	223
Mail Ballot	223
Total	223
7013112	
Poll Place	13
Vote by Mail	13
Mail Ballot	13
Total	13
7013114	
Poll Place	1,016
Vote by Mail	1,016
Mail Ballot	1,016
Total	1,016
7013115	
Poll Place	6
Vote by Mail	6
Mail Ballot	6
Total	6
7013134	
Poll Place	0
Vote by Mail	0
Mail Ballot	0
Total	0

Precinct	Yes		No		Total Votes
7013105					
Poll Place	0		0		0
Vote by Mail	0		0		0
Mail Ballot	5	23.81%	16	76.19%	21
Total	5	23.81%	16	76.19%	21
7013106					
Poll Place	0		0		0
Vote by Mail	0		0		0
Mail Ballot	38	22.22%	133	77.78%	171
Total	38	22.22%	133	77.78%	171
7013112					
Poll Place	0		0		0
Vote by Mail	0		0		0
Mail Ballot	3	37.50%	5	62.50%	8
Total	3	37.50%	5	62.50%	8
7013114					
Poll Place	0		0		0
Vote by Mail	0		0		0
Mail Ballot	232	28.43%	584	71.57%	816
Total	232	28.43%	584	71.57%	816
7013115					
Poll Place	0		0		0
Vote by Mail	0		0		0
Mail Ballot	0	0.00%	4	100.00%	4
Total	0	0.00%	4	100.00%	4
7013134					
Poll Place	0		0		0
Vote by Mail	0		0		0
Mail Ballot	0		0		0
Total	0		0		0

Precinct	Registered Voters
7013182	
Poll Place	66
Vote by Mail	66
Mail Ballot	66
Total	66
7013369	
Poll Place	163
Vote by Mail	163
Mail Ballot	163
Total	163
7013507	
Poll Place	0
Vote by Mail	0
Mail Ballot	0
Total	0
7013569	
Poll Place	0
Vote by Mail	0
Mail Ballot	0
Total	0
7015125	
Poll Place	9
Vote by Mail	9
Mail Ballot	9
Total	9
7015128	
Poll Place	341
Vote by Mail	341
Mail Ballot	341
Total	341

Precinct	Yes		No		Total Votes
7013182					
Poll Place	0		0		0
Vote by Mail	0		0		0
Mail Ballot	5	9.09%	50	90.91%	55
Total	5	9.09%	50	90.91%	55
7013369					
Poll Place	0		0		0
Vote by Mail	0		0		0
Mail Ballot	37	33.64%	73	66.36%	110
Total	37	33.64%	73	66.36%	110
7013507					
Poll Place	0		0		0
Vote by Mail	0		0		0
Mail Ballot	0		0		0
Total	0		0		0
7013569					
Poll Place	0		0		0
Vote by Mail	0		0		0
Mail Ballot	0		0		0
Total	0		0		0
7015125					
Poll Place	0		0		0
Vote by Mail	0		0		0
Mail Ballot	0	0.00%	7	100.00%	7
Total	0	0.00%	7	100.00%	7
7015128					
Poll Place	0		0		0
Vote by Mail	0		0		0
Mail Ballot	71	24.65%	217	75.35%	288
Total	71	24.65%	217	75.35%	288

Precinct	Registered Voters
7015131	
Poll Place	176
Vote by Mail	176
Mail Ballot	176
Total	176
7015134	
Poll Place	0
Vote by Mail	0
Mail Ballot	0
Total	0
7020012	
Poll Place	212
Vote by Mail	212
Mail Ballot	212
Total	212
7020014	
Poll Place	97
Vote by Mail	97
Mail Ballot	97
Total	97
7020034	
Poll Place	46
Vote by Mail	46
Mail Ballot	46
Total	46
7020036	
Poll Place	274
Vote by Mail	274
Mail Ballot	274
Total	274

Precinct	Yes		No		Total Votes
7015131					
Poll Place	0		0		0
Vote by Mail	0		0		0
Mail Ballot	33	27.97%	85	72.03%	118
Total	33	27.97%	85	72.03%	118
7015134					
Poll Place	0		0		0
Vote by Mail	0		0		0
Mail Ballot	0		0		0
Total	0		0		0
7020012					
Poll Place	0		0		0
Vote by Mail	0		0		0
Mail Ballot	26	15.12%	146	84.88%	172
Total	26	15.12%	146	84.88%	172
7020014					
Poll Place	0		0		0
Vote by Mail	0		0		0
Mail Ballot	4	4.94%	77	95.06%	81
Total	4	4.94%	77	95.06%	81
7020034					
Poll Place	0		0		0
Vote by Mail	0		0		0
Mail Ballot	7	21.88%	25	78.13%	32
Total	7	21.88%	25	78.13%	32
7020036					
Poll Place	0		0		0
Vote by Mail	0		0		0
Mail Ballot	79	52.32%	72	47.68%	151
Total	79	52.32%	72	47.68%	151

Precinct	Registered Voters
7020110	
Poll Place	248
Vote by Mail	248
Mail Ballot	248
Total	248
7020143	
Poll Place	1
Vote by Mail	1
Mail Ballot	1
Total	1
7020175	
Poll Place	59
Vote by Mail	59
Mail Ballot	59
Total	59
7020176	
Poll Place	0
Vote by Mail	0
Mail Ballot	0
Total	0
7020250	
Poll Place	287
Vote by Mail	287
Mail Ballot	287
Total	287
7020264	
Poll Place	1
Vote by Mail	1
Mail Ballot	1
Total	1

Precinct	Yes		No		Total Votes
7020110					
Poll Place	0		0		0
Vote by Mail	0		0		0
Mail Ballot	27	12.86%	183	87.14%	210
Total	27	12.86%	183	87.14%	210
7020143					
Poll Place	0		0		0
Vote by Mail	0		0		0
Mail Ballot	0		0		0
Total	0		0		0
7020175					
Poll Place	0		0		0
Vote by Mail	0		0		0
Mail Ballot	13	27.66%	34	72.34%	47
Total	13	27.66%	34	72.34%	47
7020176					
Poll Place	0		0		0
Vote by Mail	0		0		0
Mail Ballot	0		0		0
Total	0		0		0
7020250					
Poll Place	0		0		0
Vote by Mail	0		0		0
Mail Ballot	38	19.00%	162	81.00%	200
Total	38	19.00%	162	81.00%	200
7020264					
Poll Place	0		0		0
Vote by Mail	0		0		0
Mail Ballot	0	0.00%	1	100.00%	1
Total	0	0.00%	1	100.00%	1

Precinct	Registered Voters
7020266	
Poll Place	320
Vote by Mail	320
Mail Ballot	320
Total	320
7020267	
Poll Place	9
Vote by Mail	9
Mail Ballot	9
Total	9
7020281	
Poll Place	22
Vote by Mail	22
Mail Ballot	22
Total	22
7021136	
Poll Place	0
Vote by Mail	0
Mail Ballot	0
Total	0
7021138	
Poll Place	38
Vote by Mail	38
Mail Ballot	38
Total	38
7021139	
Poll Place	111
Vote by Mail	111
Mail Ballot	111
Total	111

Precinct	Yes		No		Total Votes
7020266					
Poll Place	0		0		0
Vote by Mail	0		0		0
Mail Ballot	80	43.72%	103	56.28%	183
Total	80	43.72%	103	56.28%	183
7020267					
Poll Place	0		0		0
Vote by Mail	0		0		0
Mail Ballot	1	12.50%	7	87.50%	8
Total	1	12.50%	7	87.50%	8
7020281					
Poll Place	0		0		0
Vote by Mail	0		0		0
Mail Ballot	8	47.06%	9	52.94%	17
Total	8	47.06%	9	52.94%	17
7021136					
Poll Place	0		0		0
Vote by Mail	0		0		0
Mail Ballot	0		0		0
Total	0		0		0
7021138					
Poll Place	0		0		0
Vote by Mail	0		0		0
Mail Ballot	7	41.18%	10	58.82%	17
Total	7	41.18%	10	58.82%	17
7021139					
Poll Place	0		0		0
Vote by Mail	0		0		0
Mail Ballot	12	12.00%	88	88.00%	100
Total	12	12.00%	88	88.00%	100

Precinct	Registered Voters
7021222	
Poll Place	16
Vote by Mail	16
Mail Ballot	16
Total	16
7021230	
Poll Place	0
Vote by Mail	0
Mail Ballot	0
Total	0
7021231	
Poll Place	16
Vote by Mail	16
Mail Ballot	16
Total	16
7021235	
Poll Place	147
Vote by Mail	147
Mail Ballot	147
Total	147
7021257	
Poll Place	42
Vote by Mail	42
Mail Ballot	42
Total	42
7021261	
Poll Place	64
Vote by Mail	64
Mail Ballot	64
Total	64

Precinct	Yes		No		Total Votes
7021222					
Poll Place	0		0		0
Vote by Mail	0		0		0
Mail Ballot	3	30.00%	7	70.00%	10
Total	3	30.00%	7	70.00%	10
7021230					
Poll Place	0		0		0
Vote by Mail	0		0		0
Mail Ballot	0		0		0
Total	0		0		0
7021231					
Poll Place	0		0		0
Vote by Mail	0		0		0
Mail Ballot	9	60.00%	6	40.00%	15
Total	9	60.00%	6	40.00%	15
7021235					
Poll Place	0		0		0
Vote by Mail	0		0		0
Mail Ballot	25	24.51%	77	75.49%	102
Total	25	24.51%	77	75.49%	102
7021257					
Poll Place	0		0		0
Vote by Mail	0		0		0
Mail Ballot	1	4.35%	22	95.65%	23
Total	1	4.35%	22	95.65%	23
7021261					
Poll Place	0		0		0
Vote by Mail	0		0		0
Mail Ballot	21	45.65%	25	54.35%	46
Total	21	45.65%	25	54.35%	46

Precinct	Registered Voters
7021276	
Poll Place	0
Vote by Mail	0
Mail Ballot	0
Total	0
7021279	
Poll Place	50
Vote by Mail	50
Mail Ballot	50
Total	50
7021301	
Poll Place	136
Vote by Mail	136
Mail Ballot	136
Total	136
7021304	
Poll Place	114
Vote by Mail	114
Mail Ballot	114
Total	114
7021381	
Poll Place	0
Vote by Mail	0
Mail Ballot	0
Total	0
7021387	
Poll Place	127
Vote by Mail	127
Mail Ballot	127
Total	127

Precinct	Yes		No		Total Votes
7021276					
Poll Place	0		0		0
Vote by Mail	0		0		0
Mail Ballot	0		0		0
Total	0		0		0
7021279					
Poll Place	0		0		0
Vote by Mail	0		0		0
Mail Ballot	7	19.44%	29	80.56%	36
Total	7	19.44%	29	80.56%	36
7021301					
Poll Place	0		0		0
Vote by Mail	0		0		0
Mail Ballot	11	11.22%	87	88.78%	98
Total	11	11.22%	87	88.78%	98
7021304					
Poll Place	0		0		0
Vote by Mail	0		0		0
Mail Ballot	15	20.83%	57	79.17%	72
Total	15	20.83%	57	79.17%	72
7021381					
Poll Place	0		0		0
Vote by Mail	0		0		0
Mail Ballot	0		0		0
Total	0		0		0
7021387					
Poll Place	0		0		0
Vote by Mail	0		0		0
Mail Ballot	18	19.57%	74	80.43%	92
Total	18	19.57%	74	80.43%	92

Precinct	Registered Voters
7021477	
Poll Place	97
Vote by Mail	97
Mail Ballot	97
Total	97
7021493	
Poll Place	0
Vote by Mail	0
Mail Ballot	0
Total	0
7021494	
Poll Place	0
Vote by Mail	0
Mail Ballot	0
Total	0
7021501	
Poll Place	19
Vote by Mail	19
Mail Ballot	19
Total	19
7021514	
Poll Place	255
Vote by Mail	255
Mail Ballot	255
Total	255
7021527	
Poll Place	159
Vote by Mail	159
Mail Ballot	159
Total	159

Precinct	Yes		No		Total Votes
7021477					
Poll Place	0		0		0
Vote by Mail	0		0		0
Mail Ballot	4	5.26%	72	94.74%	76
Total	4	5.26%	72	94.74%	76
7021493					
Poll Place	0		0		0
Vote by Mail	0		0		0
Mail Ballot	0		0		0
Total	0		0		0
7021494					
Poll Place	0		0		0
Vote by Mail	0		0		0
Mail Ballot	0		0		0
Total	0		0		0
7021501					
Poll Place	0		0		0
Vote by Mail	0		0		0
Mail Ballot	7	46.67%	8	53.33%	15
Total	7	46.67%	8	53.33%	15
7021514					
Poll Place	0		0		0
Vote by Mail	0		0		0
Mail Ballot	38	18.91%	163	81.09%	201
Total	38	18.91%	163	81.09%	201
7021527					
Poll Place	0		0		0
Vote by Mail	0		0		0
Mail Ballot	19	18.81%	82	81.19%	101
Total	19	18.81%	82	81.19%	101

Precinct	Registered Voters
7021637	
Poll Place	8
Vote by Mail	8
Mail Ballot	8
Total	8
7021717	
Poll Place	8
Vote by Mail	8
Mail Ballot	8
Total	8
7021752	
Poll Place	65
Vote by Mail	65
Mail Ballot	65
Total	65
7021879	
Poll Place	0
Vote by Mail	0
Mail Ballot	0
Total	0
7021905	
Poll Place	2
Vote by Mail	2
Mail Ballot	2
Total	2
7021923	
Poll Place	123
Vote by Mail	123
Mail Ballot	123
Total	123

Precinct	Yes		No		Total Votes
7021637					
Poll Place	0		0		0
Vote by Mail	0		0		0
Mail Ballot	0	0.00%	8	100.00%	8
Total	0	0.00%	8	100.00%	8
7021717					
Poll Place	0		0		0
Vote by Mail	0		0		0
Mail Ballot	2	28.57%	5	71.43%	7
Total	2	28.57%	5	71.43%	7
7021752					
Poll Place	0		0		0
Vote by Mail	0		0		0
Mail Ballot	7	22.58%	24	77.42%	31
Total	7	22.58%	24	77.42%	31
7021879					
Poll Place	0		0		0
Vote by Mail	0		0		0
Mail Ballot	0		0		0
Total	0		0		0
7021905					
Poll Place	0		0		0
Vote by Mail	0		0		0
Mail Ballot	0	0.00%	1	100.00%	1
Total	0	0.00%	1	100.00%	1
7021923					
Poll Place	0		0		0
Vote by Mail	0		0		0
Mail Ballot	20	21.28%	74	78.72%	94
Total	20	21.28%	74	78.72%	94

Precinct	Registered Voters
7021924	
Poll Place	227
Vote by Mail	227
Mail Ballot	227
Total	227
7021925	
Poll Place	177
Vote by Mail	177
Mail Ballot	177
Total	177
7021927	
Poll Place	0
Vote by Mail	0
Mail Ballot	0
Total	0
7022001	
Poll Place	47
Vote by Mail	47
Mail Ballot	47
Total	47
7022205	
Poll Place	254
Vote by Mail	254
Mail Ballot	254
Total	254
7022007	
Poll Place	121
Vote by Mail	121
Mail Ballot	121
Total	121

Precinct	Yes		No		Total Votes
7021924					
Poll Place	0		0		0
Vote by Mail	0		0		0
Mail Ballot	27	15.25%	150	84.75%	177
Total	27	15.25%	150	84.75%	177
7021925					
Poll Place	0		0		0
Vote by Mail	0		0		0
Mail Ballot	29	20.86%	110	79.14%	139
Total	29	20.86%	110	79.14%	139
7021927					
Poll Place	0		0		0
Vote by Mail	0		0		0
Mail Ballot	0		0		0
Total	0		0		0
7022001					
Poll Place	0		0		0
Vote by Mail	0		0		0
Mail Ballot	10	52.63%	9	47.37%	19
Total	10	52.63%	9	47.37%	19
7022205					
Poll Place	0		0		0
Vote by Mail	0		0		0
Mail Ballot	34	15.81%	181	84.19%	215
Total	34	15.81%	181	84.19%	215
7022007					
Poll Place	0		0		0
Vote by Mail	0		0		0
Mail Ballot	30	38.46%	48	61.54%	78
Total	30	38.46%	48	61.54%	78

Precinct	Registered Voters
7022013	
Poll Place	119
Vote by Mail	119
Mail Ballot	119
Total	119
7022014	
Poll Place	355
Vote by Mail	355
Mail Ballot	355
Total	355
7022015	
Poll Place	500
Vote by Mail	500
Mail Ballot	500
Total	500
7022019	
Poll Place	273
Vote by Mail	273
Mail Ballot	273
Total	273
7022022	
Poll Place	9
Vote by Mail	9
Mail Ballot	9
Total	9
7022025	
Poll Place	0
Vote by Mail	0
Mail Ballot	0
Total	0

Precinct	Yes		No		Total Votes
7022013					
Poll Place	0		0		0
Vote by Mail	0		0		0
Mail Ballot	22	34.38%	42	65.63%	64
Total	22	34.38%	42	65.63%	64
7022014					
Poll Place	0		0		0
Vote by Mail	0		0		0
Mail Ballot	93	32.40%	194	67.60%	287
Total	93	32.40%	194	67.60%	287
7022015					
Poll Place	0		0		0
Vote by Mail	0		0		0
Mail Ballot	108	29.11%	263	70.89%	371
Total	108	29.11%	263	70.89%	371
7022019					
Poll Place	0		0		0
Vote by Mail	0		0		0
Mail Ballot	62	40.00%	93	60.00%	155
Total	62	40.00%	93	60.00%	155
7022022					
Poll Place	0		0		0
Vote by Mail	0		0		0
Mail Ballot	0	0.00%	8	100.00%	8
Total	0	0.00%	8	100.00%	8
7022025					
Poll Place	0		0		0
Vote by Mail	0		0		0
Mail Ballot	0		0		0
Total	0		0		0

Precinct	Registered Voters
7022028	
Poll Place	160
Vote by Mail	160
Mail Ballot	160
Total	160
7022029	
Poll Place	193
Vote by Mail	193
Mail Ballot	193
Total	193
7022217	
Poll Place	0
Vote by Mail	0
Mail Ballot	0
Total	0
7022227	
Poll Place	0
Vote by Mail	0
Mail Ballot	0
Total	0
7022234	
Poll Place	22
Vote by Mail	22
Mail Ballot	22
Total	22
7022283	
Poll Place	172
Vote by Mail	172
Mail Ballot	172
Total	172

Precinct	Yes		No		Total Votes
7022028					
Poll Place	0		0		0
Vote by Mail	0		0		0
Mail Ballot	30	30.30%	69	69.70%	99
Total	30	30.30%	69	69.70%	99
7022029					
Poll Place	0		0		0
Vote by Mail	0		0		0
Mail Ballot	33	26.19%	93	73.81%	126
Total	33	26.19%	93	73.81%	126
7022217					
Poll Place	0		0		0
Vote by Mail	0		0		0
Mail Ballot	0		0		0
Total	0		0		0
7022227					
Poll Place	0		0		0
Vote by Mail	0		0		0
Mail Ballot	0		0		0
Total	0		0		0
7022234					
Poll Place	0		0		0
Vote by Mail	0		0		0
Mail Ballot	1	6.25%	15	93.75%	16
Total	1	6.25%	15	93.75%	16
7022283					
Poll Place	0		0		0
Vote by Mail	0		0		0
Mail Ballot	29	29.59%	69	70.41%	98
Total	29	29.59%	69	70.41%	98

Precinct	Registered Voters
7022421	
Poll Place	43
Vote by Mail	43
Mail Ballot	43
Total	43
7022454	
Poll Place	247
Vote by Mail	247
Mail Ballot	247
Total	247
7022456	
Poll Place	2
Vote by Mail	2
Mail Ballot	2
Total	2
7022473	
Poll Place	1
Vote by Mail	1
Mail Ballot	1
Total	1
7022600	
Poll Place	15
Vote by Mail	15
Mail Ballot	15
Total	15
7022658	
Poll Place	8
Vote by Mail	8
Mail Ballot	8
Total	8

Precinct	Yes		No		Total Votes
7022421					
Poll Place	0		0		0
Vote by Mail	0		0		0
Mail Ballot	7	31.82%	15	68.18%	22
Total	7	31.82%	15	68.18%	22
7022454					
Poll Place	0		0		0
Vote by Mail	0		0		0
Mail Ballot	32	21.05%	120	78.95%	152
Total	32	21.05%	120	78.95%	152
7022456					
Poll Place	0		0		0
Vote by Mail	0		0		0
Mail Ballot	2	100.00%	0	0.00%	2
Total	2	100.00%	0	0.00%	2
7022473					
Poll Place	0		0		0
Vote by Mail	0		0		0
Mail Ballot	0	0.00%	1	100.00%	1
Total	0	0.00%	1	100.00%	1
7022600					
Poll Place	0		0		0
Vote by Mail	0		0		0
Mail Ballot	1	7.69%	12	92.31%	13
Total	1	7.69%	12	92.31%	13
7022658					
Poll Place	0		0		0
Vote by Mail	0		0		0
Mail Ballot	0	0.00%	6	100.00%	6
Total	0	0.00%	6	100.00%	6

Precinct	Registered Voters
7022768	
Poll Place	0
Vote by Mail	0
Mail Ballot	0
Total	0
7022791	
Poll Place	100
Vote by Mail	100
Mail Ballot	100
Total	100
7022793	
Poll Place	96
Vote by Mail	96
Mail Ballot	96
Total	96
7022803	
Poll Place	42
Vote by Mail	42
Mail Ballot	42
Total	42
7022805	
Poll Place	158
Vote by Mail	158
Mail Ballot	158
Total	158
7023016	
Poll Place	0
Vote by Mail	0
Mail Ballot	0
Total	0

Precinct	Yes		No		Total Votes
7022768					
Poll Place	0		0		0
Vote by Mail	0		0		0
Mail Ballot	0		0		0
Total	0		0		0
7022791					
Poll Place	0		0		0
Vote by Mail	0		0		0
Mail Ballot	15	20.00%	60	80.00%	75
Total	15	20.00%	60	80.00%	75
7022793					
Poll Place	0		0		0
Vote by Mail	0		0		0
Mail Ballot	9	12.16%	65	87.84%	74
Total	9	12.16%	65	87.84%	74
7022803					
Poll Place	0		0		0
Vote by Mail	0		0		0
Mail Ballot	6	54.55%	5	45.45%	11
Total	6	54.55%	5	45.45%	11
7022805					
Poll Place	0		0		0
Vote by Mail	0		0		0
Mail Ballot	21	18.58%	92	81.42%	113
Total	21	18.58%	92	81.42%	113
7023016					
Poll Place	0		0		0
Vote by Mail	0		0		0
Mail Ballot	0		0		0
Total	0		0		0

Precinct	Registered Voters
7023018	
Poll Place	0
Vote by Mail	0
Mail Ballot	0
Total	0
7023019	
Poll Place	0
Vote by Mail	0
Mail Ballot	0
Total	0
7023024	
Poll Place	138
Vote by Mail	138
Mail Ballot	138
Total	138
7023037	
Poll Place	40
Vote by Mail	40
Mail Ballot	40
Total	40
7023082	
Poll Place	194
Vote by Mail	194
Mail Ballot	194
Total	194
7023084	
Poll Place	0
Vote by Mail	0
Mail Ballot	0
Total	0

Precinct	Yes	No	Total Votes
7023018			
Poll Place	0	0	0
Vote by Mail	0	0	0
Mail Ballot	0	0	0
Total	0	0	0
7023019			
Poll Place	0	0	0
Vote by Mail	0	0	0
Mail Ballot	0	0	0
Total	0	0	0
7023024			
Poll Place	0	0	0
Vote by Mail	0	0	0
Mail Ballot	16 17.78%	74 82.22%	90
Total	16 17.78%	74 82.22%	90
7023037			
Poll Place	0	0	0
Vote by Mail	0	0	0
Mail Ballot	6 27.27%	16 72.73%	22
Total	6 27.27%	16 72.73%	22
7023082			
Poll Place	0	0	0
Vote by Mail	0	0	0
Mail Ballot	29 22.31%	101 77.69%	130
Total	29 22.31%	101 77.69%	130
7023084			
Poll Place	0	0	0
Vote by Mail	0	0	0
Mail Ballot	0	0	0
Total	0	0	0

Precinct	Registered Voters
7023148	
Poll Place	12
Vote by Mail	12
Mail Ballot	12
Total	12
7023198	
Poll Place	15
Vote by Mail	15
Mail Ballot	15
Total	15
7023201	
Poll Place	4
Vote by Mail	4
Mail Ballot	4
Total	4
7023221	
Poll Place	0
Vote by Mail	0
Mail Ballot	0
Total	0
7023303	
Poll Place	0
Vote by Mail	0
Mail Ballot	0
Total	0
7023395	
Poll Place	0
Vote by Mail	0
Mail Ballot	0
Total	0

Precinct	Yes		No		Total Votes
7023148					
Poll Place	0		0		0
Vote by Mail	0		0		0
Mail Ballot	4	33.33%	8	66.67%	12
Total	4	33.33%	8	66.67%	12
7023198					
Poll Place	0		0		0
Vote by Mail	0		0		0
Mail Ballot	4	36.36%	7	63.64%	11
Total	4	36.36%	7	63.64%	11
7023201					
Poll Place	0		0		0
Vote by Mail	0		0		0
Mail Ballot	0	0.00%	2	100.00%	2
Total	0	0.00%	2	100.00%	2
7023221					
Poll Place	0		0		0
Vote by Mail	0		0		0
Mail Ballot	0		0		0
Total	0		0		0
7023303					
Poll Place	0		0		0
Vote by Mail	0		0		0
Mail Ballot	0		0		0
Total	0		0		0
7023395					
Poll Place	0		0		0
Vote by Mail	0		0		0
Mail Ballot	0		0		0
Total	0		0		0

Precinct	Registered Voters
7023469	
Poll Place	1
Vote by Mail	1
Mail Ballot	1
Total	1
7023470	
Poll Place	333
Vote by Mail	333
Mail Ballot	333
Total	333
7023476	
Poll Place	256
Vote by Mail	256
Mail Ballot	256
Total	256
7023500	
Poll Place	206
Vote by Mail	206
Mail Ballot	206
Total	206
7023505	
Poll Place	2
Vote by Mail	2
Mail Ballot	2
Total	2
7023590	
Poll Place	0
Vote by Mail	0
Mail Ballot	0
Total	0

Precinct	Yes		No		Total Votes
7023469					
Poll Place	0		0		0
Vote by Mail	0		0		0
Mail Ballot	0		0		0
Total	0		0		0
7023470					
Poll Place	0		0		0
Vote by Mail	0		0		0
Mail Ballot	68	43.31%	89	56.69%	157
Total	68	43.31%	89	56.69%	157
7023476					
Poll Place	0		0		0
Vote by Mail	0		0		0
Mail Ballot	24	10.53%	204	89.47%	228
Total	24	10.53%	204	89.47%	228
7023500					
Poll Place	0		0		0
Vote by Mail	0		0		0
Mail Ballot	20	11.56%	153	88.44%	173
Total	20	11.56%	153	88.44%	173
7023505					
Poll Place	0		0		0
Vote by Mail	0		0		0
Mail Ballot	0		0		0
Total	0		0		0
7023590					
Poll Place	0		0		0
Vote by Mail	0		0		0
Mail Ballot	0		0		0
Total	0		0		0

Precinct	Registered Voters
7023604	
Poll Place	0
Vote by Mail	0
Mail Ballot	0
Total	0
7023606	
Poll Place	0
Vote by Mail	0
Mail Ballot	0
Total	0
7023610	
Poll Place	233
Vote by Mail	233
Mail Ballot	233
Total	233
7023766	
Poll Place	1
Vote by Mail	1
Mail Ballot	1
Total	1
7025274	
Poll Place	0
Vote by Mail	0
Mail Ballot	0
Total	0
7025275	
Poll Place	0
Vote by Mail	0
Mail Ballot	0
Total	0

Precinct	Yes		No		Total Votes
7023604					
Poll Place	0		0		0
Vote by Mail	0		0		0
Mail Ballot	0		0		0
Total	0		0		0
7023606					
Poll Place	0		0		0
Vote by Mail	0		0		0
Mail Ballot	0		0		0
Total	0		0		0
7023610					
Poll Place	0		0		0
Vote by Mail	0		0		0
Mail Ballot	30	18.52%	132	81.48%	162
Total	30	18.52%	132	81.48%	162
7023766					
Poll Place	0		0		0
Vote by Mail	0		0		0
Mail Ballot	0	0.00%	1	100.00%	1
Total	0	0.00%	1	100.00%	1
7025274					
Poll Place	0		0		0
Vote by Mail	0		0		0
Mail Ballot	0		0		0
Total	0		0		0
7025275					
Poll Place	0		0		0
Vote by Mail	0		0		0
Mail Ballot	0		0		0
Total	0		0		0

Precinct	Registered Voters
7025276	
Poll Place	0
Vote by Mail	0
Mail Ballot	0
Total	0
7025277	
Poll Place	0
Vote by Mail	0
Mail Ballot	0
Total	0
7025278	
Poll Place	0
Vote by Mail	0
Mail Ballot	0
Total	0
7025280	
Poll Place	174
Vote by Mail	174
Mail Ballot	174
Total	174
7030083	
Poll Place	262
Vote by Mail	262
Mail Ballot	262
Total	262
7030303	
Poll Place	294
Vote by Mail	294
Mail Ballot	294
Total	294

Precinct	Yes		No		Total Votes
7025276					
Poll Place	0		0		0
Vote by Mail	0		0		0
Mail Ballot	0		0		0
Total	0		0		0
7025277					
Poll Place	0		0		0
Vote by Mail	0		0		0
Mail Ballot	0		0		0
Total	0		0		0
7025278					
Poll Place	0		0		0
Vote by Mail	0		0		0
Mail Ballot	0		0		0
Total	0		0		0
7025280					
Poll Place	0		0		0
Vote by Mail	0		0		0
Mail Ballot	49	36.03%	87	63.97%	136
Total	49	36.03%	87	63.97%	136
7030083					
Poll Place	0		0		0
Vote by Mail	0		0		0
Mail Ballot	36	19.25%	151	80.75%	187
Total	36	19.25%	151	80.75%	187
7030303					
Poll Place	0		0		0
Vote by Mail	0		0		0
Mail Ballot	42	18.10%	190	81.90%	232
Total	42	18.10%	190	81.90%	232

Precinct	Registered Voters
7030324	
Poll Place	173
Vote by Mail	173
Mail Ballot	173
Total	173
7030327	
Poll Place	44
Vote by Mail	44
Mail Ballot	44
Total	44
7030329	
Poll Place	0
Vote by Mail	0
Mail Ballot	0
Total	0
7030330	
Poll Place	140
Vote by Mail	140
Mail Ballot	140
Total	140
7030331	
Poll Place	95
Vote by Mail	95
Mail Ballot	95
Total	95
7030336	
Poll Place	0
Vote by Mail	0
Mail Ballot	0
Total	0

Precinct	Yes		No		Total Votes
7030324					
Poll Place	0		0		0
Vote by Mail	0		0		0
Mail Ballot	29	33.72%	57	66.28%	86
Total	29	33.72%	57	66.28%	86
7030327					
Poll Place	0		0		0
Vote by Mail	0		0		0
Mail Ballot	6	15.38%	33	84.62%	39
Total	6	15.38%	33	84.62%	39
7030329					
Poll Place	0		0		0
Vote by Mail	0		0		0
Mail Ballot	0		0		0
Total	0		0		0
7030330					
Poll Place	0		0		0
Vote by Mail	0		0		0
Mail Ballot	17	18.68%	74	81.32%	91
Total	17	18.68%	74	81.32%	91
7030331					
Poll Place	0		0		0
Vote by Mail	0		0		0
Mail Ballot	20	34.48%	38	65.52%	58
Total	20	34.48%	38	65.52%	58
7030336					
Poll Place	0		0		0
Vote by Mail	0		0		0
Mail Ballot	0		0		0
Total	0		0		0

Precinct	Registered Voters
7030343	
Poll Place	91
Vote by Mail	91
Mail Ballot	91
Total	91
7030344	
Poll Place	335
Vote by Mail	335
Mail Ballot	335
Total	335
7030357	
Poll Place	0
Vote by Mail	0
Mail Ballot	0
Total	0
7030371	
Poll Place	282
Vote by Mail	282
Mail Ballot	282
Total	282
7030372	
Poll Place	206
Vote by Mail	206
Mail Ballot	206
Total	206
7030395	
Poll Place	1
Vote by Mail	1
Mail Ballot	1
Total	1

Precinct	Yes		No		Total Votes
7030343					
Poll Place	0		0		0
Vote by Mail	0		0		0
Mail Ballot	18	40.91%	26	59.09%	44
Total	18	40.91%	26	59.09%	44
7030344					
Poll Place	0		0		0
Vote by Mail	0		0		0
Mail Ballot	73	41.71%	102	58.29%	175
Total	73	41.71%	102	58.29%	175
7030357					
Poll Place	0		0		0
Vote by Mail	0		0		0
Mail Ballot	0		0		0
Total	0		0		0
7030371					
Poll Place	0		0		0
Vote by Mail	0		0		0
Mail Ballot	44	26.51%	122	73.49%	166
Total	44	26.51%	122	73.49%	166
7030372					
Poll Place	0		0		0
Vote by Mail	0		0		0
Mail Ballot	20	11.36%	156	88.64%	176
Total	20	11.36%	156	88.64%	176
7030395					
Poll Place	0		0		0
Vote by Mail	0		0		0
Mail Ballot	1	100.00%	0	0.00%	1
Total	1	100.00%	0	0.00%	1

Precinct	Registered Voters
7031178	
Poll Place	0
Vote by Mail	0
Mail Ballot	0
Total	0
7031211	
Poll Place	46
Vote by Mail	46
Mail Ballot	46
Total	46
7031212	
Poll Place	253
Vote by Mail	253
Mail Ballot	253
Total	253
7031217	
Poll Place	89
Vote by Mail	89
Mail Ballot	89
Total	89
7031665	
Poll Place	247
Vote by Mail	247
Mail Ballot	247
Total	247
7031740	
Poll Place	127
Vote by Mail	127
Mail Ballot	127
Total	127

Precinct	Yes		No		Total Votes
7031178					
Poll Place	0		0		0
Vote by Mail	0		0		0
Mail Ballot	0		0		0
Total	0		0		0
7031211					
Poll Place	0		0		0
Vote by Mail	0		0		0
Mail Ballot	6	21.43%	22	78.57%	28
Total	6	21.43%	22	78.57%	28
7031212					
Poll Place	0		0		0
Vote by Mail	0		0		0
Mail Ballot	48	36.36%	84	63.64%	132
Total	48	36.36%	84	63.64%	132
7031217					
Poll Place	0		0		0
Vote by Mail	0		0		0
Mail Ballot	12	20.00%	48	80.00%	60
Total	12	20.00%	48	80.00%	60
7031665					
Poll Place	0		0		0
Vote by Mail	0		0		0
Mail Ballot	29	18.24%	130	81.76%	159
Total	29	18.24%	130	81.76%	159
7031740					
Poll Place	0		0		0
Vote by Mail	0		0		0
Mail Ballot	14	18.18%	63	81.82%	77
Total	14	18.18%	63	81.82%	77

Precinct	Registered Voters
7032213	
Poll Place	15
Vote by Mail	15
Mail Ballot	15
Total	15
7032239	
Poll Place	0
Vote by Mail	0
Mail Ballot	0
Total	0
7032253	
Poll Place	50
Vote by Mail	50
Mail Ballot	50
Total	50
7032381	
Poll Place	52
Vote by Mail	52
Mail Ballot	52
Total	52
7032386	
Poll Place	4
Vote by Mail	4
Mail Ballot	4
Total	4
7032387	
Poll Place	149
Vote by Mail	149
Mail Ballot	149
Total	149

Precinct	Yes		No		Total Votes
7032213					
Poll Place	0		0		0
Vote by Mail	0		0		0
Mail Ballot	0	0.00%	11	100.00%	11
Total	0	0.00%	11	100.00%	11
7032239					
Poll Place	0		0		0
Vote by Mail	0		0		0
Mail Ballot	0		0		0
Total	0		0		0
7032253					
Poll Place	0		0		0
Vote by Mail	0		0		0
Mail Ballot	13	48.15%	14	51.85%	27
Total	13	48.15%	14	51.85%	27
7032381					
Poll Place	0		0		0
Vote by Mail	0		0		0
Mail Ballot	9	27.27%	24	72.73%	33
Total	9	27.27%	24	72.73%	33
7032386					
Poll Place	0		0		0
Vote by Mail	0		0		0
Mail Ballot	1	50.00%	1	50.00%	2
Total	1	50.00%	1	50.00%	2
7032387					
Poll Place	0		0		0
Vote by Mail	0		0		0
Mail Ballot	41	47.67%	45	52.33%	86
Total	41	47.67%	45	52.33%	86

Precinct	Registered Voters
7032493	
Poll Place	0
Vote by Mail	0
Mail Ballot	0
Total	0
7032752	
Poll Place	80
Vote by Mail	80
Mail Ballot	80
Total	80
7033210	
Poll Place	306
Vote by Mail	306
Mail Ballot	306
Total	306
7033223	
Poll Place	198
Vote by Mail	198
Mail Ballot	198
Total	198
7033226	
Poll Place	225
Vote by Mail	225
Mail Ballot	225
Total	225
7033491	
Poll Place	256
Vote by Mail	256
Mail Ballot	256
Total	256

Precinct	Yes		No		Total Votes
7032493					
Poll Place	0		0		0
Vote by Mail	0		0		0
Mail Ballot	0		0		0
Total	0		0		0
7032752					
Poll Place	0		0		0
Vote by Mail	0		0		0
Mail Ballot	8	12.70%	55	87.30%	63
Total	8	12.70%	55	87.30%	63
7033210					
Poll Place	0		0		0
Vote by Mail	0		0		0
Mail Ballot	62	28.57%	155	71.43%	217
Total	62	28.57%	155	71.43%	217
7033223					
Poll Place	0		0		0
Vote by Mail	0		0		0
Mail Ballot	42	38.18%	68	61.82%	110
Total	42	38.18%	68	61.82%	110
7033226					
Poll Place	0		0		0
Vote by Mail	0		0		0
Mail Ballot	39	27.27%	104	72.73%	143
Total	39	27.27%	104	72.73%	143
7033491					
Poll Place	0		0		0
Vote by Mail	0		0		0
Mail Ballot	41	38.68%	65	61.32%	106
Total	41	38.68%	65	61.32%	106

Precinct	Registered Voters
7033499	
Poll Place	121
Vote by Mail	121
Mail Ballot	121
Total	121
7035600	
Poll Place	101
Vote by Mail	101
Mail Ballot	101
Total	101
7035639	
Poll Place	67
Vote by Mail	67
Mail Ballot	67
Total	67
7035662	
Poll Place	485
Vote by Mail	485
Mail Ballot	485
Total	485
7035663	
Poll Place	19
Vote by Mail	19
Mail Ballot	19
Total	19
7035670	
Poll Place	0
Vote by Mail	0
Mail Ballot	0
Total	0

Precinct	Yes		No		Total Votes
7033499					
Poll Place	0		0		0
Vote by Mail	0		0		0
Mail Ballot	16	25.40%	47	74.60%	63
Total	16	25.40%	47	74.60%	63
7035600					
Poll Place	0		0		0
Vote by Mail	0		0		0
Mail Ballot	31	36.05%	55	63.95%	86
Total	31	36.05%	55	63.95%	86
7035639					
Poll Place	0		0		0
Vote by Mail	0		0		0
Mail Ballot	7	11.11%	56	88.89%	63
Total	7	11.11%	56	88.89%	63
7035662					
Poll Place	0		0		0
Vote by Mail	0		0		0
Mail Ballot	76	20.49%	295	79.51%	371
Total	76	20.49%	295	79.51%	371
7035663					
Poll Place	0		0		0
Vote by Mail	0		0		0
Mail Ballot	2	16.67%	10	83.33%	12
Total	2	16.67%	10	83.33%	12
7035670					
Poll Place	0		0		0
Vote by Mail	0		0		0
Mail Ballot	0		0		0
Total	0		0		0

Precinct	Registered Voters
7035676	
Poll Place	2
Vote by Mail	2
Mail Ballot	2
Total	2
7035683	
Poll Place	0
Vote by Mail	0
Mail Ballot	0
Total	0
7035685	
Poll Place	38
Vote by Mail	38
Mail Ballot	38
Total	38
7035687	
Poll Place	0
Vote by Mail	0
Mail Ballot	0
Total	0
7035692	
Poll Place	0
Vote by Mail	0
Mail Ballot	0
Total	0
7040140	
Poll Place	34
Vote by Mail	34
Mail Ballot	34
Total	34

Precinct	Yes		No		Total Votes
7035676					
Poll Place	0		0		0
Vote by Mail	0		0		0
Mail Ballot	2	100.00%	0	0.00%	2
Total	2	100.00%	0	0.00%	2
7035683					
Poll Place	0		0		0
Vote by Mail	0		0		0
Mail Ballot	0		0		0
Total	0		0		0
7035685					
Poll Place	0		0		0
Vote by Mail	0		0		0
Mail Ballot	8	66.67%	4	33.33%	12
Total	8	66.67%	4	33.33%	12
7035687					
Poll Place	0		0		0
Vote by Mail	0		0		0
Mail Ballot	0		0		0
Total	0		0		0
7035692					
Poll Place	0		0		0
Vote by Mail	0		0		0
Mail Ballot	0		0		0
Total	0		0		0
7040140					
Poll Place	0		0		0
Vote by Mail	0		0		0
Mail Ballot	7	30.43%	16	69.57%	23
Total	7	30.43%	16	69.57%	23

Precinct	Registered Voters
7040141	
Poll Place	0
Vote by Mail	0
Mail Ballot	0
Total	0
7040142	
Poll Place	51
Vote by Mail	51
Mail Ballot	51
Total	51
7040144	
Poll Place	56
Vote by Mail	56
Mail Ballot	56
Total	56
7040413	
Poll Place	210
Vote by Mail	210
Mail Ballot	210
Total	210
7040437	
Poll Place	2
Vote by Mail	2
Mail Ballot	2
Total	2
7040438	
Poll Place	0
Vote by Mail	0
Mail Ballot	0
Total	0

Precinct	Yes		No		Total Votes
7040141					
Poll Place	0		0		0
Vote by Mail	0		0		0
Mail Ballot	0		0		0
Total	0		0		0
7040142					
Poll Place	0		0		0
Vote by Mail	0		0		0
Mail Ballot	6	18.18%	27	81.82%	33
Total	6	18.18%	27	81.82%	33
7040144					
Poll Place	0		0		0
Vote by Mail	0		0		0
Mail Ballot	15	34.09%	29	65.91%	44
Total	15	34.09%	29	65.91%	44
7040413					
Poll Place	0		0		0
Vote by Mail	0		0		0
Mail Ballot	29	15.68%	156	84.32%	185
Total	29	15.68%	156	84.32%	185
7040437					
Poll Place	0		0		0
Vote by Mail	0		0		0
Mail Ballot	0	0.00%	2	100.00%	2
Total	0	0.00%	2	100.00%	2
7040438					
Poll Place	0		0		0
Vote by Mail	0		0		0
Mail Ballot	0		0		0
Total	0		0		0

Precinct	Registered Voters
7040439	
Poll Place	257
Vote by Mail	257
Mail Ballot	257
Total	257
7040472	
Poll Place	453
Vote by Mail	453
Mail Ballot	453
Total	453
7040478	
Poll Place	489
Vote by Mail	489
Mail Ballot	489
Total	489
7040492	
Poll Place	0
Vote by Mail	0
Mail Ballot	0
Total	0
7041139	
Poll Place	22
Vote by Mail	22
Mail Ballot	22
Total	22
7041143	
Poll Place	66
Vote by Mail	66
Mail Ballot	66
Total	66

Precinct	Yes		No		Total Votes
7040439					
Poll Place	0		0		0
Vote by Mail	0		0		0
Mail Ballot	52	23.32%	171	76.68%	223
Total	52	23.32%	171	76.68%	223
7040472					
Poll Place	0		0		0
Vote by Mail	0		0		0
Mail Ballot	103	31.69%	222	68.31%	325
Total	103	31.69%	222	68.31%	325
7040478					
Poll Place	0		0		0
Vote by Mail	0		0		0
Mail Ballot	124	28.64%	309	71.36%	433
Total	124	28.64%	309	71.36%	433
7040492					
Poll Place	0		0		0
Vote by Mail	0		0		0
Mail Ballot	0		0		0
Total	0		0		0
7041139					
Poll Place	0		0		0
Vote by Mail	0		0		0
Mail Ballot	0	0.00%	18	100.00%	18
Total	0	0.00%	18	100.00%	18
7041143					
Poll Place	0		0		0
Vote by Mail	0		0		0
Mail Ballot	6	12.50%	42	87.50%	48
Total	6	12.50%	42	87.50%	48

Precinct	Registered Voters
7041149	
Poll Place	99
Vote by Mail	99
Mail Ballot	99
Total	99
7041160	
Poll Place	4
Vote by Mail	4
Mail Ballot	4
Total	4
7041241	
Poll Place	173
Vote by Mail	173
Mail Ballot	173
Total	173
7041476	
Poll Place	21
Vote by Mail	21
Mail Ballot	21
Total	21
7041495	
Poll Place	216
Vote by Mail	216
Mail Ballot	216
Total	216
7041496	
Poll Place	12
Vote by Mail	12
Mail Ballot	12
Total	12

Precinct	Yes		No		Total Votes
7041149					
Poll Place	0		0		0
Vote by Mail	0		0		0
Mail Ballot	12	21.43%	44	78.57%	56
Total	12	21.43%	44	78.57%	56
7041160					
Poll Place	0		0		0
Vote by Mail	0		0		0
Mail Ballot	1	25.00%	3	75.00%	4
Total	1	25.00%	3	75.00%	4
7041241					
Poll Place	0		0		0
Vote by Mail	0		0		0
Mail Ballot	24	19.20%	101	80.80%	125
Total	24	19.20%	101	80.80%	125
7041476					
Poll Place	0		0		0
Vote by Mail	0		0		0
Mail Ballot	1	6.25%	15	93.75%	16
Total	1	6.25%	15	93.75%	16
7041495					
Poll Place	0		0		0
Vote by Mail	0		0		0
Mail Ballot	41	22.91%	138	77.09%	179
Total	41	22.91%	138	77.09%	179
7041496					
Poll Place	0		0		0
Vote by Mail	0		0		0
Mail Ballot	1	11.11%	8	88.89%	9
Total	1	11.11%	8	88.89%	9

Precinct	Registered Voters
7041505	
Poll Place	86
Vote by Mail	86
Mail Ballot	86
Total	86
7041507	
Poll Place	0
Vote by Mail	0
Mail Ballot	0
Total	0
7041623	
Poll Place	21
Vote by Mail	21
Mail Ballot	21
Total	21
7041665	
Poll Place	76
Vote by Mail	76
Mail Ballot	76
Total	76
7041769	
Poll Place	240
Vote by Mail	240
Mail Ballot	240
Total	240
7041778	
Poll Place	0
Vote by Mail	0
Mail Ballot	0
Total	0

Precinct	Yes		No		Total Votes
7041505					
Poll Place	0		0		0
Vote by Mail	0		0		0
Mail Ballot	10	12.99%	67	87.01%	77
Total	10	12.99%	67	87.01%	77
7041507					
Poll Place	0		0		0
Vote by Mail	0		0		0
Mail Ballot	0		0		0
Total	0		0		0
7041623					
Poll Place	0		0		0
Vote by Mail	0		0		0
Mail Ballot	1	6.67%	14	93.33%	15
Total	1	6.67%	14	93.33%	15
7041665					
Poll Place	0		0		0
Vote by Mail	0		0		0
Mail Ballot	12	18.18%	54	81.82%	66
Total	12	18.18%	54	81.82%	66
7041769					
Poll Place	0		0		0
Vote by Mail	0		0		0
Mail Ballot	23	13.77%	144	86.23%	167
Total	23	13.77%	144	86.23%	167
7041778					
Poll Place	0		0		0
Vote by Mail	0		0		0
Mail Ballot	0		0		0
Total	0		0		0

Precinct	Registered Voters
7041815	
Poll Place	0
Vote by Mail	0
Mail Ballot	0
Total	0
7041914	
Poll Place	236
Vote by Mail	236
Mail Ballot	236
Total	236
7041930	
Poll Place	50
Vote by Mail	50
Mail Ballot	50
Total	50
7042223	
Poll Place	5
Vote by Mail	5
Mail Ballot	5
Total	5
7042265	
Poll Place	35
Vote by Mail	35
Mail Ballot	35
Total	35
7042427	
Poll Place	44
Vote by Mail	44
Mail Ballot	44
Total	44

Precinct	Yes		No		Total Votes
7041815					
Poll Place	0		0		0
Vote by Mail	0		0		0
Mail Ballot	0		0		0
Total	0		0		0
7041914					
Poll Place	0		0		0
Vote by Mail	0		0		0
Mail Ballot	32	16.00%	168	84.00%	200
Total	32	16.00%	168	84.00%	200
7041930					
Poll Place	0		0		0
Vote by Mail	0		0		0
Mail Ballot	7	19.44%	29	80.56%	36
Total	7	19.44%	29	80.56%	36
7042223					
Poll Place	0		0		0
Vote by Mail	0		0		0
Mail Ballot	0	0.00%	3	100.00%	3
Total	0	0.00%	3	100.00%	3
7042265					
Poll Place	0		0		0
Vote by Mail	0		0		0
Mail Ballot	12	50.00%	12	50.00%	24
Total	12	50.00%	12	50.00%	24
7042427					
Poll Place	0		0		0
Vote by Mail	0		0		0
Mail Ballot	11	42.31%	15	57.69%	26
Total	11	42.31%	15	57.69%	26

Precinct	Registered Voters
7042441	
Poll Place	0
Vote by Mail	0
Mail Ballot	0
Total	0
7042517	
Poll Place	6
Vote by Mail	6
Mail Ballot	6
Total	6
7042521	
Poll Place	32
Vote by Mail	32
Mail Ballot	32
Total	32
7042783	
Poll Place	0
Vote by Mail	0
Mail Ballot	0
Total	0
7042784	
Poll Place	2
Vote by Mail	2
Mail Ballot	2
Total	2
7042785	
Poll Place	0
Vote by Mail	0
Mail Ballot	0
Total	0

Precinct	Yes	No	Total Votes
7042441			
Poll Place	0	0	0
Vote by Mail	0	0	0
Mail Ballot	0	0	0
Total	0	0	0
7042517			
Poll Place	0	0	0
Vote by Mail	0	0	0
Mail Ballot	0 0.00%	4 100.00%	4
Total	0 0.00%	4 100.00%	4
7042521			
Poll Place	0	0	0
Vote by Mail	0	0	0
Mail Ballot	0 0.00%	21 100.00%	21
Total	0 0.00%	21 100.00%	21
7042783			
Poll Place	0	0	0
Vote by Mail	0	0	0
Mail Ballot	0	0	0
Total	0	0	0
7042784			
Poll Place	0	0	0
Vote by Mail	0	0	0
Mail Ballot	1 50.00%	1 50.00%	2
Total	1 50.00%	1 50.00%	2
7042785			
Poll Place	0	0	0
Vote by Mail	0	0	0
Mail Ballot	0	0	0
Total	0	0	0

Precinct	Registered Voters
7042789	
Poll Place	0
Vote by Mail	0
Mail Ballot	0
Total	0
7042910	
Poll Place	0
Vote by Mail	0
Mail Ballot	0
Total	0
7043044	
Poll Place	4
Vote by Mail	4
Mail Ballot	4
Total	4
7043063	
Poll Place	0
Vote by Mail	0
Mail Ballot	0
Total	0
7043101	
Poll Place	0
Vote by Mail	0
Mail Ballot	0
Total	0
7043295	
Poll Place	615
Vote by Mail	615
Mail Ballot	615
Total	615

Precinct	Yes		No		Total Votes
7042789					
Poll Place	0		0		0
Vote by Mail	0		0		0
Mail Ballot	0		0		0
Total	0		0		0
7042910					
Poll Place	0		0		0
Vote by Mail	0		0		0
Mail Ballot	0		0		0
Total	0		0		0
7043044					
Poll Place	0		0		0
Vote by Mail	0		0		0
Mail Ballot	1	50.00%	1	50.00%	2
Total	1	50.00%	1	50.00%	2
7043063					
Poll Place	0		0		0
Vote by Mail	0		0		0
Mail Ballot	0		0		0
Total	0		0		0
7043101					
Poll Place	0		0		0
Vote by Mail	0		0		0
Mail Ballot	0		0		0
Total	0		0		0
7043295					
Poll Place	0		0		0
Vote by Mail	0		0		0
Mail Ballot	103	26.82%	281	73.18%	384
Total	103	26.82%	281	73.18%	384

Precinct	Registered Voters
7043458	
Poll Place	0
Vote by Mail	0
Mail Ballot	0
Total	0
7043561	
Poll Place	227
Vote by Mail	227
Mail Ballot	227
Total	227
7043576	
Poll Place	0
Vote by Mail	0
Mail Ballot	0
Total	0
7044116	
Poll Place	18
Vote by Mail	18
Mail Ballot	18
Total	18
7044120	
Poll Place	314
Vote by Mail	314
Mail Ballot	314
Total	314
7044123	
Poll Place	683
Vote by Mail	683
Mail Ballot	683
Total	683

Precinct	Yes		No		Total Votes
7043458					
Poll Place	0		0		0
Vote by Mail	0		0		0
Mail Ballot	0		0		0
Total	0		0		0
7043561					
Poll Place	0		0		0
Vote by Mail	0		0		0
Mail Ballot	37	28.91%	91	71.09%	128
Total	37	28.91%	91	71.09%	128
7043576					
Poll Place	0		0		0
Vote by Mail	0		0		0
Mail Ballot	0		0		0
Total	0		0		0
7044116					
Poll Place	0		0		0
Vote by Mail	0		0		0
Mail Ballot	2	12.50%	14	87.50%	16
Total	2	12.50%	14	87.50%	16
7044120					
Poll Place	0		0		0
Vote by Mail	0		0		0
Mail Ballot	66	24.09%	208	75.91%	274
Total	66	24.09%	208	75.91%	274
7044123					
Poll Place	0		0		0
Vote by Mail	0		0		0
Mail Ballot	172	31.62%	372	68.38%	544
Total	172	31.62%	372	68.38%	544

Precinct	Registered Voters
7044133	
Poll Place	0
Vote by Mail	0
Mail Ballot	0
Total	0
7050025	
Poll Place	64
Vote by Mail	64
Mail Ballot	64
Total	64
7050030	
Poll Place	191
Vote by Mail	191
Mail Ballot	191
Total	191
7050032	
Poll Place	8
Vote by Mail	8
Mail Ballot	8
Total	8
7050212	
Poll Place	0
Vote by Mail	0
Mail Ballot	0
Total	0
7050220	
Poll Place	182
Vote by Mail	182
Mail Ballot	182
Total	182

Precinct	Yes		No		Total Votes
7044133					
Poll Place	0		0		0
Vote by Mail	0		0		0
Mail Ballot	0		0		0
Total	0		0		0
7050025					
Poll Place	0		0		0
Vote by Mail	0		0		0
Mail Ballot	9	23.08%	30	76.92%	39
Total	9	23.08%	30	76.92%	39
7050030					
Poll Place	0		0		0
Vote by Mail	0		0		0
Mail Ballot	42	44.21%	53	55.79%	95
Total	42	44.21%	53	55.79%	95
7050032					
Poll Place	0		0		0
Vote by Mail	0		0		0
Mail Ballot	0	0.00%	1	100.00%	1
Total	0	0.00%	1	100.00%	1
7050212					
Poll Place	0		0		0
Vote by Mail	0		0		0
Mail Ballot	0		0		0
Total	0		0		0
7050220					
Poll Place	0		0		0
Vote by Mail	0		0		0
Mail Ballot	25	34.25%	48	65.75%	73
Total	25	34.25%	48	65.75%	73

Precinct	Registered Voters
7050221	
Poll Place	251
Vote by Mail	251
Mail Ballot	251
Total	251
7050504	
Poll Place	57
Vote by Mail	57
Mail Ballot	57
Total	57
7050526	
Poll Place	0
Vote by Mail	0
Mail Ballot	0
Total	0
7050529	
Poll Place	2
Vote by Mail	2
Mail Ballot	2
Total	2
7050537	
Poll Place	276
Vote by Mail	276
Mail Ballot	276
Total	276
7050540	
Poll Place	81
Vote by Mail	81
Mail Ballot	81
Total	81

Precinct	Yes		No		Total Votes
7050221					
Poll Place	0		0		0
Vote by Mail	0		0		0
Mail Ballot	49	52.13%	45	47.87%	94
Total	49	52.13%	45	47.87%	94
7050504					
Poll Place	0		0		0
Vote by Mail	0		0		0
Mail Ballot	7	38.89%	11	61.11%	18
Total	7	38.89%	11	61.11%	18
7050526					
Poll Place	0		0		0
Vote by Mail	0		0		0
Mail Ballot	0		0		0
Total	0		0		0
7050529					
Poll Place	0		0		0
Vote by Mail	0		0		0
Mail Ballot	0		0		0
Total	0		0		0
7050537					
Poll Place	0		0		0
Vote by Mail	0		0		0
Mail Ballot	60	36.81%	103	63.19%	163
Total	60	36.81%	103	63.19%	163
7050540					
Poll Place	0		0		0
Vote by Mail	0		0		0
Mail Ballot	11	34.38%	21	65.63%	32
Total	11	34.38%	21	65.63%	32

Precinct	Registered Voters
7050542	
Poll Place	420
Vote by Mail	420
Mail Ballot	420
Total	420
7050546	
Poll Place	0
Vote by Mail	0
Mail Ballot	0
Total	0
7050551	
Poll Place	403
Vote by Mail	403
Mail Ballot	403
Total	403
7050557	
Poll Place	75
Vote by Mail	75
Mail Ballot	75
Total	75
7050561	
Poll Place	227
Vote by Mail	227
Mail Ballot	227
Total	227
7050563	
Poll Place	0
Vote by Mail	0
Mail Ballot	0
Total	0

Precinct	Yes		No		Total Votes
7050542					
Poll Place	0		0		0
Vote by Mail	0		0		0
Mail Ballot	108	45.57%	129	54.43%	237
Total	108	45.57%	129	54.43%	237
7050546					
Poll Place	0		0		0
Vote by Mail	0		0		0
Mail Ballot	0		0		0
Total	0		0		0
7050551					
Poll Place	0		0		0
Vote by Mail	0		0		0
Mail Ballot	112	47.66%	123	52.34%	235
Total	112	47.66%	123	52.34%	235
7050557					
Poll Place	0		0		0
Vote by Mail	0		0		0
Mail Ballot	19	45.24%	23	54.76%	42
Total	19	45.24%	23	54.76%	42
7050561					
Poll Place	0		0		0
Vote by Mail	0		0		0
Mail Ballot	62	48.06%	67	51.94%	129
Total	62	48.06%	67	51.94%	129
7050563					
Poll Place	0		0		0
Vote by Mail	0		0		0
Mail Ballot	0		0		0
Total	0		0		0

Precinct	Registered Voters
7050564	
Poll Place	0
Vote by Mail	0
Mail Ballot	0
Total	0
7050566	
Poll Place	0
Vote by Mail	0
Mail Ballot	0
Total	0
7050573	
Poll Place	0
Vote by Mail	0
Mail Ballot	0
Total	0
7050579	
Poll Place	139
Vote by Mail	139
Mail Ballot	139
Total	139
7050581	
Poll Place	234
Vote by Mail	234
Mail Ballot	234
Total	234
7050582	
Poll Place	29
Vote by Mail	29
Mail Ballot	29
Total	29

Precinct	Yes		No		Total Votes
7050564					
Poll Place	0		0		0
Vote by Mail	0		0		0
Mail Ballot	0		0		0
Total	0		0		0
7050566					
Poll Place	0		0		0
Vote by Mail	0		0		0
Mail Ballot	0		0		0
Total	0		0		0
7050573					
Poll Place	0		0		0
Vote by Mail	0		0		0
Mail Ballot	0		0		0
Total	0		0		0
7050579					
Poll Place	0		0		0
Vote by Mail	0		0		0
Mail Ballot	26	33.77%	51	66.23%	77
Total	26	33.77%	51	66.23%	77
7050581					
Poll Place	0		0		0
Vote by Mail	0		0		0
Mail Ballot	53	48.18%	57	51.82%	110
Total	53	48.18%	57	51.82%	110
7050582					
Poll Place	0		0		0
Vote by Mail	0		0		0
Mail Ballot	8	61.54%	5	38.46%	13
Total	8	61.54%	5	38.46%	13

Precinct	Registered Voters
7050597	
Poll Place	3
Vote by Mail	3
Mail Ballot	3
Total	3
7050702	
Poll Place	236
Vote by Mail	236
Mail Ballot	236
Total	236
7050707	
Poll Place	249
Vote by Mail	249
Mail Ballot	249
Total	249
7050712	
Poll Place	0
Vote by Mail	0
Mail Ballot	0
Total	0
7050713	
Poll Place	355
Vote by Mail	355
Mail Ballot	355
Total	355
7050726	
Poll Place	298
Vote by Mail	298
Mail Ballot	298
Total	298

Precinct	Yes		No		Total Votes
7050597					
Poll Place	0		0		0
Vote by Mail	0		0		0
Mail Ballot	0	0.00%	2	100.00%	2
Total	0	0.00%	2	100.00%	2
7050702					
Poll Place	0		0		0
Vote by Mail	0		0		0
Mail Ballot	63	46.67%	72	53.33%	135
Total	63	46.67%	72	53.33%	135
7050707					
Poll Place	0		0		0
Vote by Mail	0		0		0
Mail Ballot	67	45.89%	79	54.11%	146
Total	67	45.89%	79	54.11%	146
7050712					
Poll Place	0		0		0
Vote by Mail	0		0		0
Mail Ballot	0		0		0
Total	0		0		0
7050713					
Poll Place	0		0		0
Vote by Mail	0		0		0
Mail Ballot	84	39.07%	131	60.93%	215
Total	84	39.07%	131	60.93%	215
7050726					
Poll Place	0		0		0
Vote by Mail	0		0		0
Mail Ballot	60	28.99%	147	71.01%	207
Total	60	28.99%	147	71.01%	207

Precinct	Registered Voters
7050730	
Poll Place	8
Vote by Mail	8
Mail Ballot	8
Total	8
7050732	
Poll Place	74
Vote by Mail	74
Mail Ballot	74
Total	74
7050734	
Poll Place	161
Vote by Mail	161
Mail Ballot	161
Total	161
7050748	
Poll Place	111
Vote by Mail	111
Mail Ballot	111
Total	111
7050749	
Poll Place	141
Vote by Mail	141
Mail Ballot	141
Total	141
7050758	
Poll Place	4
Vote by Mail	4
Mail Ballot	4
Total	4

Precinct	Yes		No		Total Votes
7050730					
Poll Place	0		0		0
Vote by Mail	0		0		0
Mail Ballot	0	0.00%	2	100.00%	2
Total	0	0.00%	2	100.00%	2
7050732					
Poll Place	0		0		0
Vote by Mail	0		0		0
Mail Ballot	9	20.45%	35	79.55%	44
Total	9	20.45%	35	79.55%	44
7050734					
Poll Place	0		0		0
Vote by Mail	0		0		0
Mail Ballot	25	29.76%	59	70.24%	84
Total	25	29.76%	59	70.24%	84
7050748					
Poll Place	0		0		0
Vote by Mail	0		0		0
Mail Ballot	18	40.00%	27	60.00%	45
Total	18	40.00%	27	60.00%	45
7050749					
Poll Place	0		0		0
Vote by Mail	0		0		0
Mail Ballot	27	35.06%	50	64.94%	77
Total	27	35.06%	50	64.94%	77
7050758					
Poll Place	0		0		0
Vote by Mail	0		0		0
Mail Ballot	1	25.00%	3	75.00%	4
Total	1	25.00%	3	75.00%	4

Precinct	Registered Voters
7050759	
Poll Place	20
Vote by Mail	20
Mail Ballot	20
Total	20
7050760	
Poll Place	0
Vote by Mail	0
Mail Ballot	0
Total	0
7050764	
Poll Place	0
Vote by Mail	0
Mail Ballot	0
Total	0
7050769	
Poll Place	0
Vote by Mail	0
Mail Ballot	0
Total	0
7051188	
Poll Place	18
Vote by Mail	18
Mail Ballot	18
Total	18
7051233	
Poll Place	284
Vote by Mail	284
Mail Ballot	284
Total	284

Precinct	Yes		No		Total Votes
7050759					
Poll Place	0		0		0
Vote by Mail	0		0		0
Mail Ballot	5	35.71%	9	64.29%	14
Total	5	35.71%	9	64.29%	14
7050760					
Poll Place	0		0		0
Vote by Mail	0		0		0
Mail Ballot	0		0		0
Total	0		0		0
7050764					
Poll Place	0		0		0
Vote by Mail	0		0		0
Mail Ballot	0		0		0
Total	0		0		0
7050769					
Poll Place	0		0		0
Vote by Mail	0		0		0
Mail Ballot	0		0		0
Total	0		0		0
7051188					
Poll Place	0		0		0
Vote by Mail	0		0		0
Mail Ballot	3	37.50%	5	62.50%	8
Total	3	37.50%	5	62.50%	8
7051233					
Poll Place	0		0		0
Vote by Mail	0		0		0
Mail Ballot	61	36.75%	105	63.25%	166
Total	61	36.75%	105	63.25%	166

Precinct	Registered Voters
7051293	
Poll Place	177
Vote by Mail	177
Mail Ballot	177
Total	177
7051294	
Poll Place	63
Vote by Mail	63
Mail Ballot	63
Total	63
7051295	
Poll Place	15
Vote by Mail	15
Mail Ballot	15
Total	15
7051297	
Poll Place	209
Vote by Mail	209
Mail Ballot	209
Total	209
7051298	
Poll Place	289
Vote by Mail	289
Mail Ballot	289
Total	289
7051490	
Poll Place	7
Vote by Mail	7
Mail Ballot	7
Total	7

Precinct	Yes		No		Total Votes
7051293					
Poll Place	0		0		0
Vote by Mail	0		0		0
Mail Ballot	32	28.32%	81	71.68%	113
Total	32	28.32%	81	71.68%	113
7051294					
Poll Place	0		0		0
Vote by Mail	0		0		0
Mail Ballot	10	71.43%	4	28.57%	14
Total	10	71.43%	4	28.57%	14
7051295					
Poll Place	0		0		0
Vote by Mail	0		0		0
Mail Ballot	1	12.50%	7	87.50%	8
Total	1	12.50%	7	87.50%	8
7051297					
Poll Place	0		0		0
Vote by Mail	0		0		0
Mail Ballot	37	24.50%	114	75.50%	151
Total	37	24.50%	114	75.50%	151
7051298					
Poll Place	0		0		0
Vote by Mail	0		0		0
Mail Ballot	53	34.42%	101	65.58%	154
Total	53	34.42%	101	65.58%	154
7051490					
Poll Place	0		0		0
Vote by Mail	0		0		0
Mail Ballot	0	0.00%	3	100.00%	3
Total	0	0.00%	3	100.00%	3

Precinct	Registered Voters
7051494	
Poll Place	5
Vote by Mail	5
Mail Ballot	5
Total	5
7051679	
Poll Place	71
Vote by Mail	71
Mail Ballot	71
Total	71
7051704	
Poll Place	70
Vote by Mail	70
Mail Ballot	70
Total	70
7051739	
Poll Place	178
Vote by Mail	178
Mail Ballot	178
Total	178
7051751	
Poll Place	332
Vote by Mail	332
Mail Ballot	332
Total	332
7051779	
Poll Place	0
Vote by Mail	0
Mail Ballot	0
Total	0

Precinct	Yes		No		Total Votes
7051494					
Poll Place	0		0		0
Vote by Mail	0		0		0
Mail Ballot	1	33.33%	2	66.67%	3
Total	1	33.33%	2	66.67%	3
7051679					
Poll Place	0		0		0
Vote by Mail	0		0		0
Mail Ballot	10	47.62%	11	52.38%	21
Total	10	47.62%	11	52.38%	21
7051704					
Poll Place	0		0		0
Vote by Mail	0		0		0
Mail Ballot	13	35.14%	24	64.86%	37
Total	13	35.14%	24	64.86%	37
7051739					
Poll Place	0		0		0
Vote by Mail	0		0		0
Mail Ballot	31	27.43%	82	72.57%	113
Total	31	27.43%	82	72.57%	113
7051751					
Poll Place	0		0		0
Vote by Mail	0		0		0
Mail Ballot	70	39.77%	106	60.23%	176
Total	70	39.77%	106	60.23%	176
7051779					
Poll Place	0		0		0
Vote by Mail	0		0		0
Mail Ballot	0		0		0
Total	0		0		0

Precinct	Registered Voters
7051972	
Poll Place	7
Vote by Mail	7
Mail Ballot	7
Total	7
7052140	
Poll Place	203
Vote by Mail	203
Mail Ballot	203
Total	203
7052142	
Poll Place	9
Vote by Mail	9
Mail Ballot	9
Total	9
7052143	
Poll Place	139
Vote by Mail	139
Mail Ballot	139
Total	139
7052272	
Poll Place	14
Vote by Mail	14
Mail Ballot	14
Total	14
7052770	
Poll Place	178
Vote by Mail	178
Mail Ballot	178
Total	178

Precinct	Yes		No		Total Votes
7051972					
Poll Place	0		0		0
Vote by Mail	0		0		0
Mail Ballot	1	25.00%	3	75.00%	4
Total	1	25.00%	3	75.00%	4
7052140					
Poll Place	0		0		0
Vote by Mail	0		0		0
Mail Ballot	37	28.68%	92	71.32%	129
Total	37	28.68%	92	71.32%	129
7052142					
Poll Place	0		0		0
Vote by Mail	0		0		0
Mail Ballot	0	0.00%	6	100.00%	6
Total	0	0.00%	6	100.00%	6
7052143					
Poll Place	0		0		0
Vote by Mail	0		0		0
Mail Ballot	21	24.71%	64	75.29%	85
Total	21	24.71%	64	75.29%	85
7052272					
Poll Place	0		0		0
Vote by Mail	0		0		0
Mail Ballot	3	100.00%	0	0.00%	3
Total	3	100.00%	0	0.00%	3
7052770					
Poll Place	0		0		0
Vote by Mail	0		0		0
Mail Ballot	38	55.07%	31	44.93%	69
Total	38	55.07%	31	44.93%	69

Precinct	Registered Voters
7053012	
Poll Place	114
Vote by Mail	114
Mail Ballot	114
Total	114
7053449	
Poll Place	11
Vote by Mail	11
Mail Ballot	11
Total	11
7053495	
Poll Place	0
Vote by Mail	0
Mail Ballot	0
Total	0
7053752	
Poll Place	10
Vote by Mail	10
Mail Ballot	10
Total	10
7053765	
Poll Place	2
Vote by Mail	2
Mail Ballot	2
Total	2
Kern County - Total	425,526
Cumulative	
Cumulative	
Poll Place	0
Vote by Mail	0
Mail Ballot	0
Total	0

Precinct	Yes		No		Total Votes
7053012					
Poll Place	0		0		0
Vote by Mail	0		0		0
Mail Ballot	33	53.23%	29	46.77%	62
Total	33	53.23%	29	46.77%	62
7053449					
Poll Place	0		0		0
Vote by Mail	0		0		0
Mail Ballot	2	22.22%	7	77.78%	9
Total	2	22.22%	7	77.78%	9
7053495					
Poll Place	0		0		0
Vote by Mail	0		0		0
Mail Ballot	0		0		0
Total	0		0		0
7053752					
Poll Place	0		0		0
Vote by Mail	0		0		0
Mail Ballot	2	25.00%	6	75.00%	8
Total	2	25.00%	6	75.00%	8
7053765					
Poll Place	0		0		0
Vote by Mail	0		0		0
Mail Ballot	0	0.00%	2	100.00%	2
Total	0	0.00%	2	100.00%	2
Kern County - Total	86,568	28.82%	213,817	71.18%	300,385
Cumulative					
Cumulative					
Poll Place	0		0		0
Vote by Mail	0		0		0
Mail Ballot	0		0		0
Total	0		0		0

Precinct	Registered Voters
Cumulative - Total	0
County - Total	425,526

Precinct	Yes		No		Total Votes
Cumulative - Total	0		0		0
County - Total	86,568	28.82%	213,817	71.18%	300,385

PROPOSITION 24 (Vote for 1)

Precinct	Registered Voters
County	
Kern County	
0011155	
Poll Place	1,261
Vote by Mail	1,261
Mail Ballot	1,261
Total	1,261
0011190	
Poll Place	1,610
Vote by Mail	1,610
Mail Ballot	1,610
Total	1,610
0011195	
Poll Place	1,366
Vote by Mail	1,366
Mail Ballot	1,366
Total	1,366
0011530	
Poll Place	929
Vote by Mail	929
Mail Ballot	929
Total	929
0011540	
Poll Place	1,054
Vote by Mail	1,054
Mail Ballot	1,054
Total	1,054

Precinct	Yes		No		Total Votes
County					
Kern County					
0011155					
Poll Place	89	41.59%	125	58.41%	214
Vote by Mail	301	41.06%	432	58.94%	733
Mail Ballot	0		0		0
Total	390	41.18%	557	58.82%	947
0011190					
Poll Place	88	53.66%	76	46.34%	164
Vote by Mail	456	43.55%	591	56.45%	1,047
Mail Ballot	0		0		0
Total	544	44.92%	667	55.08%	1,211
0011195					
Poll Place	68	27.20%	182	72.80%	250
Vote by Mail	336	33.97%	653	66.03%	989
Mail Ballot	0		0		0
Total	404	32.61%	835	67.39%	1,239
0011530					
Poll Place	51	64.56%	28	35.44%	79
Vote by Mail	273	60.26%	180	39.74%	453
Mail Ballot	0		0		0
Total	324	60.90%	208	39.10%	532
0011540					
Poll Place	42	61.76%	26	38.24%	68
Vote by Mail	318	63.73%	181	36.27%	499
Mail Ballot	0		0		0
Total	360	63.49%	207	36.51%	567

Precinct	Registered Voters
0011546	
Poll Place	1,123
Vote by Mail	1,123
Mail Ballot	1,123
Total	1,123
0011548	
Poll Place	1,615
Vote by Mail	1,615
Mail Ballot	1,615
Total	1,615
0011550	
Poll Place	1,408
Vote by Mail	1,408
Mail Ballot	1,408
Total	1,408
0011552	
Poll Place	1,346
Vote by Mail	1,346
Mail Ballot	1,346
Total	1,346
0011554	
Poll Place	1,660
Vote by Mail	1,660
Mail Ballot	1,660
Total	1,660
0011557	
Poll Place	1,632
Vote by Mail	1,632
Mail Ballot	1,632
Total	1,632

Precinct	Yes		No		Total Votes
0011546					
Poll Place	56	63.64%	32	36.36%	88
Vote by Mail	356	63.80%	202	36.20%	558
Mail Ballot	0		0		0
Total	412	63.78%	234	36.22%	646
0011548					
Poll Place	51	49.51%	52	50.49%	103
Vote by Mail	618	58.91%	431	41.09%	1,049
Mail Ballot	0		0		0
Total	669	58.07%	483	41.93%	1,152
0011550					
Poll Place	46	56.79%	35	43.21%	81
Vote by Mail	519	62.30%	314	37.70%	833
Mail Ballot	0		0		0
Total	565	61.82%	349	38.18%	914
0011552					
Poll Place	66	62.86%	39	37.14%	105
Vote by Mail	396	56.17%	309	43.83%	705
Mail Ballot	0		0		0
Total	462	57.04%	348	42.96%	810
0011554					
Poll Place	81	60.90%	52	39.10%	133
Vote by Mail	486	62.23%	295	37.77%	781
Mail Ballot	0		0		0
Total	567	62.04%	347	37.96%	914
0011557					
Poll Place	72	62.61%	43	37.39%	115
Vote by Mail	478	58.22%	343	41.78%	821
Mail Ballot	0		0		0
Total	550	58.76%	386	41.24%	936

Precinct	Registered Voters
0011570	
Poll Place	1,087
Vote by Mail	1,087
Mail Ballot	1,087
Total	1,087
0011580	
Poll Place	1,070
Vote by Mail	1,070
Mail Ballot	1,070
Total	1,070
0011610	
Poll Place	882
Vote by Mail	882
Mail Ballot	882
Total	882
0011626	
Poll Place	1,859
Vote by Mail	1,859
Mail Ballot	1,859
Total	1,859
0011725	
Poll Place	1,209
Vote by Mail	1,209
Mail Ballot	1,209
Total	1,209
0011990	
Poll Place	836
Vote by Mail	836
Mail Ballot	836
Total	836

Precinct	Yes		No		Total Votes
0011570					
Poll Place	70	60.87%	45	39.13%	115
Vote by Mail	336	62.57%	201	37.43%	537
Mail Ballot	0		0		0
Total	406	62.27%	246	37.73%	652
0011580					
Poll Place	56	59.57%	38	40.43%	94
Vote by Mail	362	61.15%	230	38.85%	592
Mail Ballot	0		0		0
Total	418	60.93%	268	39.07%	686
0011610					
Poll Place	63	61.17%	40	38.83%	103
Vote by Mail	268	56.78%	204	43.22%	472
Mail Ballot	0		0		0
Total	331	57.57%	244	42.43%	575
0011626					
Poll Place	74	69.81%	32	30.19%	106
Vote by Mail	720	61.91%	443	38.09%	1,163
Mail Ballot	0		0		0
Total	794	62.57%	475	37.43%	1,269
0011725					
Poll Place	62	40.26%	92	59.74%	154
Vote by Mail	361	44.19%	456	55.81%	817
Mail Ballot	0		0		0
Total	423	43.56%	548	56.44%	971
0011990					
Poll Place	54	30.68%	122	69.32%	176
Vote by Mail	216	43.37%	282	56.63%	498
Mail Ballot	0		0		0
Total	270	40.06%	404	59.94%	674

Precinct	Registered Voters
0011991	
Poll Place	876
Vote by Mail	876
Mail Ballot	876
Total	876
0012171	
Poll Place	945
Vote by Mail	945
Mail Ballot	945
Total	945
0012173	
Poll Place	667
Vote by Mail	667
Mail Ballot	667
Total	667
0012505	
Poll Place	1,106
Vote by Mail	1,106
Mail Ballot	1,106
Total	1,106
0012591	
Poll Place	1,253
Vote by Mail	1,253
Mail Ballot	1,253
Total	1,253
0012592	
Poll Place	1,136
Vote by Mail	1,136
Mail Ballot	1,136
Total	1,136

Precinct	Yes		No		Total Votes
0011991					
Poll Place	57	27.94%	147	72.06%	204
Vote by Mail	170	34.69%	320	65.31%	490
Mail Ballot	0		0		0
Total	227	32.71%	467	67.29%	694
0012171					
Poll Place	51	45.13%	62	54.87%	113
Vote by Mail	230	42.12%	316	57.88%	546
Mail Ballot	0		0		0
Total	281	42.64%	378	57.36%	659
0012173					
Poll Place	55	42.97%	73	57.03%	128
Vote by Mail	169	43.44%	220	56.56%	389
Mail Ballot	0		0		0
Total	224	43.33%	293	56.67%	517
0012505					
Poll Place	58	35.37%	106	64.63%	164
Vote by Mail	287	39.59%	438	60.41%	725
Mail Ballot	0		0		0
Total	345	38.81%	544	61.19%	889
0012591					
Poll Place	98	58.68%	69	41.32%	167
Vote by Mail	346	61.13%	220	38.87%	566
Mail Ballot	0		0		0
Total	444	60.57%	289	39.43%	733
0012592					
Poll Place	42	45.65%	50	54.35%	92
Vote by Mail	299	54.17%	253	45.83%	552
Mail Ballot	0		0		0
Total	341	52.95%	303	47.05%	644

Precinct	Registered Voters
0012593	
Poll Place	1,820
Vote by Mail	1,820
Mail Ballot	1,820
Total	1,820
0012620	
Poll Place	1,480
Vote by Mail	1,480
Mail Ballot	1,480
Total	1,480
0012622	
Poll Place	1,303
Vote by Mail	1,303
Mail Ballot	1,303
Total	1,303
0012623	
Poll Place	1,824
Vote by Mail	1,824
Mail Ballot	1,824
Total	1,824
0012650	
Poll Place	1,338
Vote by Mail	1,338
Mail Ballot	1,338
Total	1,338
0012670	
Poll Place	1,586
Vote by Mail	1,586
Mail Ballot	1,586
Total	1,586

Precinct	Yes		No		Total Votes
0012593					
Poll Place	101	52.60%	91	47.40%	192
Vote by Mail	553	60.24%	365	39.76%	918
Mail Ballot	0		0		0
Total	654	58.92%	456	41.08%	1,110
0012620					
Poll Place	66	40.00%	99	60.00%	165
Vote by Mail	396	45.00%	484	55.00%	880
Mail Ballot	0		0		0
Total	462	44.21%	583	55.79%	1,045
0012622					
Poll Place	32	25.20%	95	74.80%	127
Vote by Mail	298	35.48%	542	64.52%	840
Mail Ballot	0		0		0
Total	330	34.13%	637	65.87%	967
0012623					
Poll Place	109	37.46%	182	62.54%	291
Vote by Mail	448	42.38%	609	57.62%	1,057
Mail Ballot	0		0		0
Total	557	41.32%	791	58.68%	1,348
0012650					
Poll Place	30	21.58%	109	78.42%	139
Vote by Mail	326	34.68%	614	65.32%	940
Mail Ballot	0		0		0
Total	356	32.99%	723	67.01%	1,079
0012670					
Poll Place	68	30.63%	154	69.37%	222
Vote by Mail	413	42.40%	561	57.60%	974
Mail Ballot	0		0		0
Total	481	40.22%	715	59.78%	1,196

Precinct	Registered Voters
0012709	
Poll Place	1,124
Vote by Mail	1,124
Mail Ballot	1,124
Total	1,124
0012921	
Poll Place	1,809
Vote by Mail	1,809
Mail Ballot	1,809
Total	1,809
0012922	
Poll Place	863
Vote by Mail	863
Mail Ballot	863
Total	863
0012923	
Poll Place	933
Vote by Mail	933
Mail Ballot	933
Total	933
0012924	
Poll Place	1,620
Vote by Mail	1,620
Mail Ballot	1,620
Total	1,620
0012925	
Poll Place	1,566
Vote by Mail	1,566
Mail Ballot	1,566
Total	1,566

Precinct	Yes		No		Total Votes
0012709					
Poll Place	68	43.59%	88	56.41%	156
Vote by Mail	274	39.03%	428	60.97%	702
Mail Ballot	0		0		0
Total	342	39.86%	516	60.14%	858
0012921					
Poll Place	79	44.89%	97	55.11%	176
Vote by Mail	539	45.37%	649	54.63%	1,188
Mail Ballot	0		0		0
Total	618	45.31%	746	54.69%	1,364
0012922					
Poll Place	35	39.33%	54	60.67%	89
Vote by Mail	251	42.33%	342	57.67%	593
Mail Ballot	0		0		0
Total	286	41.94%	396	58.06%	682
0012923					
Poll Place	34	39.08%	53	60.92%	87
Vote by Mail	256	45.55%	306	54.45%	562
Mail Ballot	0		0		0
Total	290	44.68%	359	55.32%	649
0012924					
Poll Place	71	41.52%	100	58.48%	171
Vote by Mail	523	45.56%	625	54.44%	1,148
Mail Ballot	0		0		0
Total	594	45.03%	725	54.97%	1,319
0012925					
Poll Place	80	44.69%	99	55.31%	179
Vote by Mail	460	49.09%	477	50.91%	937
Mail Ballot	0		0		0
Total	540	48.39%	576	51.61%	1,116

Precinct	Registered Voters
0012927	
Poll Place	1,087
Vote by Mail	1,087
Mail Ballot	1,087
Total	1,087
0012928	
Poll Place	1,816
Vote by Mail	1,816
Mail Ballot	1,816
Total	1,816
0012929	
Poll Place	1,479
Vote by Mail	1,479
Mail Ballot	1,479
Total	1,479
0012933	
Poll Place	1,583
Vote by Mail	1,583
Mail Ballot	1,583
Total	1,583
0012934	
Poll Place	889
Vote by Mail	889
Mail Ballot	889
Total	889
0012935	
Poll Place	1,111
Vote by Mail	1,111
Mail Ballot	1,111
Total	1,111

Precinct	Yes		No		Total Votes
0012927					
Poll Place	55	35.48%	100	64.52%	155
Vote by Mail	295	42.26%	403	57.74%	698
Mail Ballot	0		0		0
Total	350	41.03%	503	58.97%	853
0012928					
Poll Place	73	44.24%	92	55.76%	165
Vote by Mail	531	45.85%	627	54.15%	1,158
Mail Ballot	0		0		0
Total	604	45.65%	719	54.35%	1,323
0012929					
Poll Place	46	28.93%	113	71.07%	159
Vote by Mail	441	44.28%	555	55.72%	996
Mail Ballot	0		0		0
Total	487	42.16%	668	57.84%	1,155
0012933					
Poll Place	65	37.79%	107	62.21%	172
Vote by Mail	495	43.31%	648	56.69%	1,143
Mail Ballot	0		0		0
Total	560	42.59%	755	57.41%	1,315
0012934					
Poll Place	42	34.71%	79	65.29%	121
Vote by Mail	244	46.30%	283	53.70%	527
Mail Ballot	0		0		0
Total	286	44.14%	362	55.86%	648
0012935					
Poll Place	33	36.26%	58	63.74%	91
Vote by Mail	357	43.12%	471	56.88%	828
Mail Ballot	0		0		0
Total	390	42.44%	529	57.56%	919

Precinct	Registered Voters
0012941	
Poll Place	1,522
Vote by Mail	1,522
Mail Ballot	1,522
Total	1,522
0012996	
Poll Place	838
Vote by Mail	838
Mail Ballot	838
Total	838
0013070	
Poll Place	937
Vote by Mail	937
Mail Ballot	937
Total	937
0013072	
Poll Place	742
Vote by Mail	742
Mail Ballot	742
Total	742
0013076	
Poll Place	478
Vote by Mail	478
Mail Ballot	478
Total	478
0013078	
Poll Place	760
Vote by Mail	760
Mail Ballot	760
Total	760

Precinct	Yes		No		Total Votes
0012941					
Poll Place	54	45.38%	65	54.62%	119
Vote by Mail	494	47.78%	540	52.22%	1,034
Mail Ballot	0		0		0
Total	548	47.53%	605	52.47%	1,153
0012996					
Poll Place	33	32.04%	70	67.96%	103
Vote by Mail	248	41.40%	351	58.60%	599
Mail Ballot	0		0		0
Total	281	40.03%	421	59.97%	702
0013070					
Poll Place	21	30.88%	47	69.12%	68
Vote by Mail	251	35.70%	452	64.30%	703
Mail Ballot	0		0		0
Total	272	35.28%	499	64.72%	771
0013072					
Poll Place	22	31.43%	48	68.57%	70
Vote by Mail	178	32.42%	371	67.58%	549
Mail Ballot	0		0		0
Total	200	32.31%	419	67.69%	619
0013076					
Poll Place	21	28.00%	54	72.00%	75
Vote by Mail	111	37.76%	183	62.24%	294
Mail Ballot	0		0		0
Total	132	35.77%	237	64.23%	369
0013078					
Poll Place	41	26.97%	111	73.03%	152
Vote by Mail	185	44.58%	230	55.42%	415
Mail Ballot	0		0		0
Total	226	39.86%	341	60.14%	567

Precinct	Registered Voters
0013100	
Poll Place	1,461
Vote by Mail	1,461
Mail Ballot	1,461
Total	1,461
0013107	
Poll Place	1,295
Vote by Mail	1,295
Mail Ballot	1,295
Total	1,295
0013110	
Poll Place	1,486
Vote by Mail	1,486
Mail Ballot	1,486
Total	1,486
0013120	
Poll Place	1,245
Vote by Mail	1,245
Mail Ballot	1,245
Total	1,245
0013129	
Poll Place	861
Vote by Mail	861
Mail Ballot	861
Total	861
0013194	
Poll Place	535
Vote by Mail	535
Mail Ballot	535
Total	535

Precinct	Yes		No		Total Votes
0013100					
Poll Place	74	51.03%	71	48.97%	145
Vote by Mail	416	51.55%	391	48.45%	807
Mail Ballot	0		0		0
Total	490	51.47%	462	48.53%	952
0013107					
Poll Place	60	49.18%	62	50.82%	122
Vote by Mail	344	53.58%	298	46.42%	642
Mail Ballot	0		0		0
Total	404	52.88%	360	47.12%	764
0013110					
Poll Place	88	49.72%	89	50.28%	177
Vote by Mail	412	49.16%	426	50.84%	838
Mail Ballot	0		0		0
Total	500	49.26%	515	50.74%	1,015
0013120					
Poll Place	82	55.03%	67	44.97%	149
Vote by Mail	380	55.07%	310	44.93%	690
Mail Ballot	0		0		0
Total	462	55.07%	377	44.93%	839
0013129					
Poll Place	53	58.24%	38	41.76%	91
Vote by Mail	255	54.84%	210	45.16%	465
Mail Ballot	0		0		0
Total	308	55.40%	248	44.60%	556
0013194					
Poll Place	20	31.75%	43	68.25%	63
Vote by Mail	153	44.48%	191	55.52%	344
Mail Ballot	0		0		0
Total	173	42.51%	234	57.49%	407

Precinct	Registered Voters
0015106	
Poll Place	1,590
Vote by Mail	1,590
Mail Ballot	1,590
Total	1,590
0015109	
Poll Place	976
Vote by Mail	976
Mail Ballot	976
Total	976
0015110	
Poll Place	881
Vote by Mail	881
Mail Ballot	881
Total	881
0015113	
Poll Place	1,121
Vote by Mail	1,121
Mail Ballot	1,121
Total	1,121
0015114	
Poll Place	797
Vote by Mail	797
Mail Ballot	797
Total	797
0015123	
Poll Place	1,080
Vote by Mail	1,080
Mail Ballot	1,080
Total	1,080

Precinct	Yes		No		Total Votes
0015106					
Poll Place	50	38.17%	81	61.83%	131
Vote by Mail	557	43.69%	718	56.31%	1,275
Mail Ballot	0		0		0
Total	607	43.17%	799	56.83%	1,406
0015109					
Poll Place	31	34.83%	58	65.17%	89
Vote by Mail	324	44.08%	411	55.92%	735
Mail Ballot	0		0		0
Total	355	43.08%	469	56.92%	824
0015110					
Poll Place	5	22.73%	17	77.27%	22
Vote by Mail	232	30.21%	536	69.79%	768
Mail Ballot	0		0		0
Total	237	30.00%	553	70.00%	790
0015113					
Poll Place	51	32.90%	104	67.10%	155
Vote by Mail	327	42.19%	448	57.81%	775
Mail Ballot	0		0		0
Total	378	40.65%	552	59.35%	930
0015114					
Poll Place	34	37.78%	56	62.22%	90
Vote by Mail	221	41.39%	313	58.61%	534
Mail Ballot	0		0		0
Total	255	40.87%	369	59.13%	624
0015123					
Poll Place	45	29.03%	110	70.97%	155
Vote by Mail	298	42.69%	400	57.31%	698
Mail Ballot	0		0		0
Total	343	40.21%	510	59.79%	853

Precinct	Registered Voters
0015124	
Poll Place	1,123
Vote by Mail	1,123
Mail Ballot	1,123
Total	1,123
0015132	
Poll Place	1,049
Vote by Mail	1,049
Mail Ballot	1,049
Total	1,049
0015133	
Poll Place	927
Vote by Mail	927
Mail Ballot	927
Total	927
0015135	
Poll Place	1,146
Vote by Mail	1,146
Mail Ballot	1,146
Total	1,146
0020121	
Poll Place	730
Vote by Mail	730
Mail Ballot	730
Total	730
0020232	
Poll Place	735
Vote by Mail	735
Mail Ballot	735
Total	735

Precinct	Yes		No		Total Votes
0015124					
Poll Place	30	25.86%	86	74.14%	116
Vote by Mail	345	43.13%	455	56.88%	800
Mail Ballot	0		0		0
Total	375	40.94%	541	59.06%	916
0015132					
Poll Place	29	37.66%	48	62.34%	77
Vote by Mail	399	48.72%	420	51.28%	819
Mail Ballot	0		0		0
Total	428	47.77%	468	52.23%	896
0015133					
Poll Place	33	23.74%	106	76.26%	139
Vote by Mail	238	38.14%	386	61.86%	624
Mail Ballot	0		0		0
Total	271	35.52%	492	64.48%	763
0015135					
Poll Place	52	43.33%	68	56.67%	120
Vote by Mail	385	50.86%	372	49.14%	757
Mail Ballot	0		0		0
Total	437	49.83%	440	50.17%	877
0020121					
Poll Place	55	37.41%	92	62.59%	147
Vote by Mail	167	46.26%	194	53.74%	361
Mail Ballot	0		0		0
Total	222	43.70%	286	56.30%	508
0020232					
Poll Place	50	65.79%	26	34.21%	76
Vote by Mail	233	62.30%	141	37.70%	374
Mail Ballot	0		0		0
Total	283	62.89%	167	37.11%	450

Precinct	Registered Voters
0020236	
Poll Place	1,561
Vote by Mail	1,561
Mail Ballot	1,561
Total	1,561
0020243	
Poll Place	1,601
Vote by Mail	1,601
Mail Ballot	1,601
Total	1,601
0020245	
Poll Place	1,507
Vote by Mail	1,507
Mail Ballot	1,507
Total	1,507
0020246	
Poll Place	1,070
Vote by Mail	1,070
Mail Ballot	1,070
Total	1,070
0020248	
Poll Place	631
Vote by Mail	631
Mail Ballot	631
Total	631
0020249	
Poll Place	893
Vote by Mail	893
Mail Ballot	893
Total	893

Precinct	Yes		No		Total Votes
0020236					
Poll Place	72	69.23%	32	30.77%	104
Vote by Mail	442	63.78%	251	36.22%	693
Mail Ballot	0		0		0
Total	514	64.49%	283	35.51%	797
0020243					
Poll Place	66	56.90%	50	43.10%	116
Vote by Mail	551	57.04%	415	42.96%	966
Mail Ballot	0		0		0
Total	617	57.02%	465	42.98%	1,082
0020245					
Poll Place	69	60.00%	46	40.00%	115
Vote by Mail	485	63.90%	274	36.10%	759
Mail Ballot	0		0		0
Total	554	63.39%	320	36.61%	874
0020246					
Poll Place	77	62.10%	47	37.90%	124
Vote by Mail	343	63.75%	195	36.25%	538
Mail Ballot	0		0		0
Total	420	63.44%	242	36.56%	662
0020248					
Poll Place	36	55.38%	29	44.62%	65
Vote by Mail	213	68.27%	99	31.73%	312
Mail Ballot	0		0		0
Total	249	66.05%	128	33.95%	377
0020249					
Poll Place	37	67.27%	18	32.73%	55
Vote by Mail	294	51.58%	276	48.42%	570
Mail Ballot	0		0		0
Total	331	52.96%	294	47.04%	625

Precinct	Registered Voters
0020253	
Poll Place	681
Vote by Mail	681
Mail Ballot	681
Total	681
0020254	
Poll Place	1,589
Vote by Mail	1,589
Mail Ballot	1,589
Total	1,589
0020256	
Poll Place	1,566
Vote by Mail	1,566
Mail Ballot	1,566
Total	1,566
0020257	
Poll Place	724
Vote by Mail	724
Mail Ballot	724
Total	724
0020260	
Poll Place	968
Vote by Mail	968
Mail Ballot	968
Total	968
0020262	
Poll Place	764
Vote by Mail	764
Mail Ballot	764
Total	764

Precinct	Yes		No		Total Votes
0020253					
Poll Place	40	50.00%	40	50.00%	80
Vote by Mail	205	60.29%	135	39.71%	340
Mail Ballot	0		0		0
Total	245	58.33%	175	41.67%	420
0020254					
Poll Place	88	49.72%	89	50.28%	177
Vote by Mail	416	49.17%	430	50.83%	846
Mail Ballot	0		0		0
Total	504	49.27%	519	50.73%	1,023
0020256					
Poll Place	73	53.28%	64	46.72%	137
Vote by Mail	571	56.42%	441	43.58%	1,012
Mail Ballot	0		0		0
Total	644	56.05%	505	43.95%	1,149
0020257					
Poll Place	45	54.88%	37	45.12%	82
Vote by Mail	243	63.78%	138	36.22%	381
Mail Ballot	0		0		0
Total	288	62.20%	175	37.80%	463
0020260					
Poll Place	54	64.29%	30	35.71%	84
Vote by Mail	349	62.43%	210	37.57%	559
Mail Ballot	0		0		0
Total	403	62.67%	240	37.33%	643
0020262					
Poll Place	51	50.50%	50	49.50%	101
Vote by Mail	262	54.93%	215	45.07%	477
Mail Ballot	0		0		0
Total	313	54.15%	265	45.85%	578

Precinct	Registered Voters
0020263	
Poll Place	889
Vote by Mail	889
Mail Ballot	889
Total	889
0020271	
Poll Place	1,447
Vote by Mail	1,447
Mail Ballot	1,447
Total	1,447
0020272	
Poll Place	1,459
Vote by Mail	1,459
Mail Ballot	1,459
Total	1,459
0020282	
Poll Place	1,210
Vote by Mail	1,210
Mail Ballot	1,210
Total	1,210
0020283	
Poll Place	2,570
Vote by Mail	2,570
Mail Ballot	2,570
Total	2,570
0020284	
Poll Place	908
Vote by Mail	908
Mail Ballot	908
Total	908

Precinct	Yes		No		Total Votes
0020263					
Poll Place	42	55.26%	34	44.74%	76
Vote by Mail	331	61.30%	209	38.70%	540
Mail Ballot	0		0		0
Total	373	60.55%	243	39.45%	616
0020271					
Poll Place	72	57.60%	53	42.40%	125
Vote by Mail	525	62.35%	317	37.65%	842
Mail Ballot	0		0		0
Total	597	61.74%	370	38.26%	967
0020272					
Poll Place	47	52.81%	42	47.19%	89
Vote by Mail	521	60.37%	342	39.63%	863
Mail Ballot	0		0		0
Total	568	59.66%	384	40.34%	952
0020282					
Poll Place	73	50.69%	71	49.31%	144
Vote by Mail	452	59.08%	313	40.92%	765
Mail Ballot	0		0		0
Total	525	57.76%	384	42.24%	909
0020283					
Poll Place	93	52.25%	85	47.75%	178
Vote by Mail	1,031	62.56%	617	37.44%	1,648
Mail Ballot	0		0		0
Total	1,124	61.56%	702	38.44%	1,826
0020284					
Poll Place	53	56.99%	40	43.01%	93
Vote by Mail	280	56.00%	220	44.00%	500
Mail Ballot	0		0		0
Total	333	56.16%	260	43.84%	593

Precinct	Registered Voters
0020286	
Poll Place	1,505
Vote by Mail	1,505
Mail Ballot	1,505
Total	1,505
0020288	
Poll Place	924
Vote by Mail	924
Mail Ballot	924
Total	924
0020289	
Poll Place	1,429
Vote by Mail	1,429
Mail Ballot	1,429
Total	1,429
0020294	
Poll Place	1,168
Vote by Mail	1,168
Mail Ballot	1,168
Total	1,168
0020298	
Poll Place	1,210
Vote by Mail	1,210
Mail Ballot	1,210
Total	1,210
0021143	
Poll Place	1,124
Vote by Mail	1,124
Mail Ballot	1,124
Total	1,124

Precinct	Yes		No		Total Votes
0020286					
Poll Place	57	47.11%	64	52.89%	121
Vote by Mail	573	60.06%	381	39.94%	954
Mail Ballot	0		0		0
Total	630	58.60%	445	41.40%	1,075
0020288					
Poll Place	42	53.85%	36	46.15%	78
Vote by Mail	280	62.92%	165	37.08%	445
Mail Ballot	0		0		0
Total	322	61.57%	201	38.43%	523
0020289					
Poll Place	57	50.00%	57	50.00%	114
Vote by Mail	459	59.61%	311	40.39%	770
Mail Ballot	0		0		0
Total	516	58.37%	368	41.63%	884
0020294					
Poll Place	49	45.37%	59	54.63%	108
Vote by Mail	409	55.05%	334	44.95%	743
Mail Ballot	0		0		0
Total	458	53.82%	393	46.18%	851
0020298					
Poll Place	45	56.96%	34	43.04%	79
Vote by Mail	474	63.62%	271	36.38%	745
Mail Ballot	0		0		0
Total	519	62.99%	305	37.01%	824
0021143					
Poll Place	50	30.30%	115	69.70%	165
Vote by Mail	337	42.82%	450	57.18%	787
Mail Ballot	0		0		0
Total	387	40.65%	565	59.35%	952

Precinct	Registered Voters
0021144	
Poll Place	983
Vote by Mail	983
Mail Ballot	983
Total	983
0021145	
Poll Place	1,444
Vote by Mail	1,444
Mail Ballot	1,444
Total	1,444
0021148	
Poll Place	852
Vote by Mail	852
Mail Ballot	852
Total	852
0021275	
Poll Place	1,627
Vote by Mail	1,627
Mail Ballot	1,627
Total	1,627
0021280	
Poll Place	920
Vote by Mail	920
Mail Ballot	920
Total	920
0021281	
Poll Place	1,139
Vote by Mail	1,139
Mail Ballot	1,139
Total	1,139

Precinct	Yes		No		Total Votes
0021144					
Poll Place	29	24.79%	88	75.21%	117
Vote by Mail	249	35.27%	457	64.73%	706
Mail Ballot	0		0		0
Total	278	33.78%	545	66.22%	823
0021145					
Poll Place	55	29.10%	134	70.90%	189
Vote by Mail	409	38.12%	664	61.88%	1,073
Mail Ballot	0		0		0
Total	464	36.77%	798	63.23%	1,262
0021148					
Poll Place	35	28.00%	90	72.00%	125
Vote by Mail	244	40.13%	364	59.87%	608
Mail Ballot	0		0		0
Total	279	38.06%	454	61.94%	733
0021275					
Poll Place	76	47.80%	83	52.20%	159
Vote by Mail	480	54.30%	404	45.70%	884
Mail Ballot	0		0		0
Total	556	53.31%	487	46.69%	1,043
0021280					
Poll Place	61	55.45%	49	44.55%	110
Vote by Mail	280	56.91%	212	43.09%	492
Mail Ballot	0		0		0
Total	341	56.64%	261	43.36%	602
0021281					
Poll Place	65	45.77%	77	54.23%	142
Vote by Mail	371	52.25%	339	47.75%	710
Mail Ballot	0		0		0
Total	436	51.17%	416	48.83%	852

Precinct	Registered Voters
0021282	
Poll Place	1,118
Vote by Mail	1,118
Mail Ballot	1,118
Total	1,118
0021283	
Poll Place	1,561
Vote by Mail	1,561
Mail Ballot	1,561
Total	1,561
0021511	
Poll Place	382
Vote by Mail	382
Mail Ballot	382
Total	382
0021512	
Poll Place	1,090
Vote by Mail	1,090
Mail Ballot	1,090
Total	1,090
0021513	
Poll Place	262
Vote by Mail	262
Mail Ballot	262
Total	262
0021660	
Poll Place	351
Vote by Mail	351
Mail Ballot	351
Total	351

Precinct	Yes		No		Total Votes
0021282					
Poll Place	69	43.13%	91	56.88%	160
Vote by Mail	341	54.65%	283	45.35%	624
Mail Ballot	0		0		0
Total	410	52.30%	374	47.70%	784
0021283					
Poll Place	97	46.41%	112	53.59%	209
Vote by Mail	491	56.76%	374	43.24%	865
Mail Ballot	0		0		0
Total	588	54.75%	486	45.25%	1,074
0021511					
Poll Place	15	35.71%	27	64.29%	42
Vote by Mail	91	31.49%	198	68.51%	289
Mail Ballot	0		0		0
Total	106	32.02%	225	67.98%	331
0021512					
Poll Place	33	27.50%	87	72.50%	120
Vote by Mail	284	34.13%	548	65.87%	832
Mail Ballot	0		0		0
Total	317	33.30%	635	66.70%	952
0021513					
Poll Place	3	13.04%	20	86.96%	23
Vote by Mail	63	31.34%	138	68.66%	201
Mail Ballot	0		0		0
Total	66	29.46%	158	70.54%	224
0021660					
Poll Place	23	26.74%	63	73.26%	86
Vote by Mail	88	46.56%	101	53.44%	189
Mail Ballot	0		0		0
Total	111	40.36%	164	59.64%	275

Precinct	Registered Voters
0021710	
Poll Place	540
Vote by Mail	540
Mail Ballot	540
Total	540
0021781	
Poll Place	583
Vote by Mail	583
Mail Ballot	583
Total	583
0021885	
Poll Place	876
Vote by Mail	876
Mail Ballot	876
Total	876
0021886	
Poll Place	1,008
Vote by Mail	1,008
Mail Ballot	1,008
Total	1,008
0021888	
Poll Place	1,381
Vote by Mail	1,381
Mail Ballot	1,381
Total	1,381
0021889	
Poll Place	1,513
Vote by Mail	1,513
Mail Ballot	1,513
Total	1,513

Precinct	Yes		No		Total Votes
0021710					
Poll Place	42	44.68%	52	55.32%	94
Vote by Mail	152	50.50%	149	49.50%	301
Mail Ballot	0		0		0
Total	194	49.11%	201	50.89%	395
0021781					
Poll Place	37	30.83%	83	69.17%	120
Vote by Mail	142	38.27%	229	61.73%	371
Mail Ballot	0		0		0
Total	179	36.46%	312	63.54%	491
0021885					
Poll Place	40	31.25%	88	68.75%	128
Vote by Mail	223	38.51%	356	61.49%	579
Mail Ballot	0		0		0
Total	263	37.20%	444	62.80%	707
0021886					
Poll Place	26	34.21%	50	65.79%	76
Vote by Mail	280	43.28%	367	56.72%	647
Mail Ballot	0		0		0
Total	306	42.32%	417	57.68%	723
0021888					
Poll Place	43	28.67%	107	71.33%	150
Vote by Mail	388	37.45%	648	62.55%	1,036
Mail Ballot	0		0		0
Total	431	36.34%	755	63.66%	1,186
0021889					
Poll Place	48	30.19%	111	69.81%	159
Vote by Mail	421	39.16%	654	60.84%	1,075
Mail Ballot	0		0		0
Total	469	38.01%	765	61.99%	1,234

Precinct	Registered Voters
0021894	
Poll Place	1,067
Vote by Mail	1,067
Mail Ballot	1,067
Total	1,067
0022003	
Poll Place	856
Vote by Mail	856
Mail Ballot	856
Total	856
0022004	
Poll Place	867
Vote by Mail	867
Mail Ballot	867
Total	867
0022005	
Poll Place	1,026
Vote by Mail	1,026
Mail Ballot	1,026
Total	1,026
0022006	
Poll Place	1,648
Vote by Mail	1,648
Mail Ballot	1,648
Total	1,648
0022008	
Poll Place	1,461
Vote by Mail	1,461
Mail Ballot	1,461
Total	1,461

Precinct	Yes		No		Total Votes
0021894					
Poll Place	56	35.44%	102	64.56%	158
Vote by Mail	266	37.95%	435	62.05%	701
Mail Ballot	0		0		0
Total	322	37.49%	537	62.51%	859
0022003					
Poll Place	53	63.10%	31	36.90%	84
Vote by Mail	316	70.38%	133	29.62%	449
Mail Ballot	0		0		0
Total	369	69.23%	164	30.77%	533
0022004					
Poll Place	24	44.44%	30	55.56%	54
Vote by Mail	291	60.25%	192	39.75%	483
Mail Ballot	0		0		0
Total	315	58.66%	222	41.34%	537
0022005					
Poll Place	55	64.71%	30	35.29%	85
Vote by Mail	318	66.95%	157	33.05%	475
Mail Ballot	0		0		0
Total	373	66.61%	187	33.39%	560
0022006					
Poll Place	71	62.83%	42	37.17%	113
Vote by Mail	532	57.64%	391	42.36%	923
Mail Ballot	0		0		0
Total	603	58.20%	433	41.80%	1,036
0022008					
Poll Place	46	46.46%	53	53.54%	99
Vote by Mail	508	60.98%	325	39.02%	833
Mail Ballot	0		0		0
Total	554	59.44%	378	40.56%	932

Precinct	Registered Voters
0022018	
Poll Place	1,880
Vote by Mail	1,880
Mail Ballot	1,880
Total	1,880
0022030	
Poll Place	1,776
Vote by Mail	1,776
Mail Ballot	1,776
Total	1,776
0022033	
Poll Place	1,204
Vote by Mail	1,204
Mail Ballot	1,204
Total	1,204
0022037	
Poll Place	1,726
Vote by Mail	1,726
Mail Ballot	1,726
Total	1,726
0022450	
Poll Place	1,586
Vote by Mail	1,586
Mail Ballot	1,586
Total	1,586
0022480	
Poll Place	1,258
Vote by Mail	1,258
Mail Ballot	1,258
Total	1,258

Precinct	Yes		No		Total Votes
0022018					
Poll Place	94	52.22%	86	47.78%	180
Vote by Mail	676	55.73%	537	44.27%	1,213
Mail Ballot	0		0		0
Total	770	55.28%	623	44.72%	1,393
0022030					
Poll Place	67	54.47%	56	45.53%	123
Vote by Mail	678	62.26%	411	37.74%	1,089
Mail Ballot	0		0		0
Total	745	61.47%	467	38.53%	1,212
0022033					
Poll Place	52	53.61%	45	46.39%	97
Vote by Mail	397	55.29%	321	44.71%	718
Mail Ballot	0		0		0
Total	449	55.09%	366	44.91%	815
0022037					
Poll Place	97	53.59%	84	46.41%	181
Vote by Mail	629	58.51%	446	41.49%	1,075
Mail Ballot	0		0		0
Total	726	57.80%	530	42.20%	1,256
0022450					
Poll Place	104	48.15%	112	51.85%	216
Vote by Mail	393	52.47%	356	47.53%	749
Mail Ballot	0		0		0
Total	497	51.50%	468	48.50%	965
0022480					
Poll Place	46	28.75%	114	71.25%	160
Vote by Mail	347	43.32%	454	56.68%	801
Mail Ballot	0		0		0
Total	393	40.89%	568	59.11%	961

Precinct	Registered Voters
0023020	
Poll Place	1,053
Vote by Mail	1,053
Mail Ballot	1,053
Total	1,053
0023021	
Poll Place	1,557
Vote by Mail	1,557
Mail Ballot	1,557
Total	1,557
0023023	
Poll Place	1,235
Vote by Mail	1,235
Mail Ballot	1,235
Total	1,235
0023025	
Poll Place	1,159
Vote by Mail	1,159
Mail Ballot	1,159
Total	1,159
0023030	
Poll Place	1,411
Vote by Mail	1,411
Mail Ballot	1,411
Total	1,411
0023031	
Poll Place	918
Vote by Mail	918
Mail Ballot	918
Total	918

Precinct	Yes		No		Total Votes
0023020					
Poll Place	52	44.44%	65	55.56%	117
Vote by Mail	307	48.12%	331	51.88%	638
Mail Ballot	0		0		0
Total	359	47.55%	396	52.45%	755
0023021					
Poll Place	81	40.50%	119	59.50%	200
Vote by Mail	442	52.25%	404	47.75%	846
Mail Ballot	0		0		0
Total	523	50.00%	523	50.00%	1,046
0023023					
Poll Place	55	47.01%	62	52.99%	117
Vote by Mail	421	51.15%	402	48.85%	823
Mail Ballot	0		0		0
Total	476	50.64%	464	49.36%	940
0023025					
Poll Place	78	44.57%	97	55.43%	175
Vote by Mail	401	54.41%	336	45.59%	737
Mail Ballot	0		0		0
Total	479	52.52%	433	47.48%	912
0023030					
Poll Place	113	58.25%	81	41.75%	194
Vote by Mail	418	61.11%	266	38.89%	684
Mail Ballot	0		0		0
Total	531	60.48%	347	39.52%	878
0023031					
Poll Place	69	40.59%	101	59.41%	170
Vote by Mail	289	49.15%	299	50.85%	588
Mail Ballot	0		0		0
Total	358	47.23%	400	52.77%	758

Precinct	Registered Voters
0023035	
Poll Place	1,205
Vote by Mail	1,205
Mail Ballot	1,205
Total	1,205
0023211	
Poll Place	1,114
Vote by Mail	1,114
Mail Ballot	1,114
Total	1,114
0023212	
Poll Place	833
Vote by Mail	833
Mail Ballot	833
Total	833
0023239	
Poll Place	389
Vote by Mail	389
Mail Ballot	389
Total	389
0023240	
Poll Place	789
Vote by Mail	789
Mail Ballot	789
Total	789
0023241	
Poll Place	685
Vote by Mail	685
Mail Ballot	685
Total	685

Precinct	Yes		No		Total Votes
0023035					
Poll Place	60	35.93%	107	64.07%	167
Vote by Mail	356	47.21%	398	52.79%	754
Mail Ballot	0		0		0
Total	416	45.17%	505	54.83%	921
0023211					
Poll Place	54	28.57%	135	71.43%	189
Vote by Mail	292	37.73%	482	62.27%	774
Mail Ballot	0		0		0
Total	346	35.93%	617	64.07%	963
0023212					
Poll Place	36	30.25%	83	69.75%	119
Vote by Mail	227	38.09%	369	61.91%	596
Mail Ballot	0		0		0
Total	263	36.78%	452	63.22%	715
0023239					
Poll Place	29	48.33%	31	51.67%	60
Vote by Mail	109	53.69%	94	46.31%	203
Mail Ballot	0		0		0
Total	138	52.47%	125	47.53%	263
0023240					
Poll Place	51	59.30%	35	40.70%	86
Vote by Mail	243	62.47%	146	37.53%	389
Mail Ballot	0		0		0
Total	294	61.89%	181	38.11%	475
0023241					
Poll Place	29	51.79%	27	48.21%	56
Vote by Mail	211	55.38%	170	44.62%	381
Mail Ballot	0		0		0
Total	240	54.92%	197	45.08%	437

Precinct	Registered Voters
0023401	
Poll Place	832
Vote by Mail	832
Mail Ballot	832
Total	832
0023402	
Poll Place	1,164
Vote by Mail	1,164
Mail Ballot	1,164
Total	1,164
0023404	
Poll Place	1,317
Vote by Mail	1,317
Mail Ballot	1,317
Total	1,317
0023406	
Poll Place	1,010
Vote by Mail	1,010
Mail Ballot	1,010
Total	1,010
0023450	
Poll Place	933
Vote by Mail	933
Mail Ballot	933
Total	933
0023451	
Poll Place	380
Vote by Mail	380
Mail Ballot	380
Total	380

Precinct	Yes		No		Total Votes
0023401					
Poll Place	41	38.32%	66	61.68%	107
Vote by Mail	242	46.90%	274	53.10%	516
Mail Ballot	0		0		0
Total	283	45.43%	340	54.57%	623
0023402					
Poll Place	40	26.14%	113	73.86%	153
Vote by Mail	356	46.41%	411	53.59%	767
Mail Ballot	0		0		0
Total	396	43.04%	524	56.96%	920
0023404					
Poll Place	43	31.39%	94	68.61%	137
Vote by Mail	386	41.51%	544	58.49%	930
Mail Ballot	0		0		0
Total	429	40.21%	638	59.79%	1,067
0023406					
Poll Place	44	51.16%	42	48.84%	86
Vote by Mail	308	51.33%	292	48.67%	600
Mail Ballot	0		0		0
Total	352	51.31%	334	48.69%	686
0023450					
Poll Place	72	45.57%	86	54.43%	158
Vote by Mail	236	40.69%	344	59.31%	580
Mail Ballot	0		0		0
Total	308	41.73%	430	58.27%	738
0023451					
Poll Place	18	38.30%	29	61.70%	47
Vote by Mail	92	39.32%	142	60.68%	234
Mail Ballot	0		0		0
Total	110	39.15%	171	60.85%	281

Precinct	Registered Voters
0023452	
Poll Place	854
Vote by Mail	854
Mail Ballot	854
Total	854
0025270	
Poll Place	996
Vote by Mail	996
Mail Ballot	996
Total	996
0025271	
Poll Place	933
Vote by Mail	933
Mail Ballot	933
Total	933
0025272	
Poll Place	1,098
Vote by Mail	1,098
Mail Ballot	1,098
Total	1,098
0025289	
Poll Place	1,010
Vote by Mail	1,010
Mail Ballot	1,010
Total	1,010
0030040	
Poll Place	1,257
Vote by Mail	1,257
Mail Ballot	1,257
Total	1,257

Precinct	Yes		No		Total Votes
0023452					
Poll Place	51	42.86%	68	57.14%	119
Vote by Mail	220	43.65%	284	56.35%	504
Mail Ballot	0		0		0
Total	271	43.50%	352	56.50%	623
0025270					
Poll Place	60	49.59%	61	50.41%	121
Vote by Mail	334	56.32%	259	43.68%	593
Mail Ballot	0		0		0
Total	394	55.18%	320	44.82%	714
0025271					
Poll Place	30	56.60%	23	43.40%	53
Vote by Mail	330	57.19%	247	42.81%	577
Mail Ballot	0		0		0
Total	360	57.14%	270	42.86%	630
0025272					
Poll Place	40	48.78%	42	51.22%	82
Vote by Mail	401	59.67%	271	40.33%	672
Mail Ballot	0		0		0
Total	441	58.49%	313	41.51%	754
0025289					
Poll Place	58	54.21%	49	45.79%	107
Vote by Mail	317	60.04%	211	39.96%	528
Mail Ballot	0		0		0
Total	375	59.06%	260	40.94%	635
0030040					
Poll Place	70	44.30%	88	55.70%	158
Vote by Mail	320	47.76%	350	52.24%	670
Mail Ballot	0		0		0
Total	390	47.10%	438	52.90%	828

Precinct	Registered Voters
0030060	
Poll Place	963
Vote by Mail	963
Mail Ballot	963
Total	963
0030150	
Poll Place	1,559
Vote by Mail	1,559
Mail Ballot	1,559
Total	1,559
0030170	
Poll Place	1,212
Vote by Mail	1,212
Mail Ballot	1,212
Total	1,212
0030302	
Poll Place	1,062
Vote by Mail	1,062
Mail Ballot	1,062
Total	1,062
0030304	
Poll Place	1,440
Vote by Mail	1,440
Mail Ballot	1,440
Total	1,440
0030308	
Poll Place	1,441
Vote by Mail	1,441
Mail Ballot	1,441
Total	1,441

Precinct	Yes		No		Total Votes
0030060					
Poll Place	64	44.14%	81	55.86%	145
Vote by Mail	267	49.72%	270	50.28%	537
Mail Ballot	0		0		0
Total	331	48.53%	351	51.47%	682
0030150					
Poll Place	78	50.98%	75	49.02%	153
Vote by Mail	358	55.33%	289	44.67%	647
Mail Ballot	0		0		0
Total	436	54.50%	364	45.50%	800
0030170					
Poll Place	67	54.03%	57	45.97%	124
Vote by Mail	300	56.29%	233	43.71%	533
Mail Ballot	0		0		0
Total	367	55.86%	290	44.14%	657
0030302					
Poll Place	55	43.65%	71	56.35%	126
Vote by Mail	338	58.18%	243	41.82%	581
Mail Ballot	0		0		0
Total	393	55.59%	314	44.41%	707
0030304					
Poll Place	36	40.45%	53	59.55%	89
Vote by Mail	507	56.71%	387	43.29%	894
Mail Ballot	0		0		0
Total	543	55.24%	440	44.76%	983
0030308					
Poll Place	39	42.39%	53	57.61%	92
Vote by Mail	444	53.49%	386	46.51%	830
Mail Ballot	0		0		0
Total	483	52.39%	439	47.61%	922

Precinct	Registered Voters
0030312	
Poll Place	1,132
Vote by Mail	1,132
Mail Ballot	1,132
Total	1,132
0030314	
Poll Place	1,121
Vote by Mail	1,121
Mail Ballot	1,121
Total	1,121
0030316	
Poll Place	964
Vote by Mail	964
Mail Ballot	964
Total	964
0030317	
Poll Place	514
Vote by Mail	514
Mail Ballot	514
Total	514
0030318	
Poll Place	1,425
Vote by Mail	1,425
Mail Ballot	1,425
Total	1,425
0030321	
Poll Place	774
Vote by Mail	774
Mail Ballot	774
Total	774

Precinct	Yes		No		Total Votes
0030312					
Poll Place	60	40.27%	89	59.73%	149
Vote by Mail	334	47.58%	368	52.42%	702
Mail Ballot	0		0		0
Total	394	46.30%	457	53.70%	851
0030314					
Poll Place	39	48.75%	41	51.25%	80
Vote by Mail	350	54.43%	293	45.57%	643
Mail Ballot	0		0		0
Total	389	53.80%	334	46.20%	723
0030316					
Poll Place	62	55.86%	49	44.14%	111
Vote by Mail	265	46.74%	302	53.26%	567
Mail Ballot	0		0		0
Total	327	48.23%	351	51.77%	678
0030317					
Poll Place	26	54.17%	22	45.83%	48
Vote by Mail	156	50.65%	152	49.35%	308
Mail Ballot	0		0		0
Total	182	51.12%	174	48.88%	356
0030318					
Poll Place	60	43.48%	78	56.52%	138
Vote by Mail	442	52.37%	402	47.63%	844
Mail Ballot	0		0		0
Total	502	51.12%	480	48.88%	982
0030321					
Poll Place	26	42.62%	35	57.38%	61
Vote by Mail	221	38.91%	347	61.09%	568
Mail Ballot	0		0		0
Total	247	39.27%	382	60.73%	629

Precinct	Registered Voters
0030322	
Poll Place	1,248
Vote by Mail	1,248
Mail Ballot	1,248
Total	1,248
0030325	
Poll Place	839
Vote by Mail	839
Mail Ballot	839
Total	839
0030332	
Poll Place	482
Vote by Mail	482
Mail Ballot	482
Total	482
0030337	
Poll Place	1,216
Vote by Mail	1,216
Mail Ballot	1,216
Total	1,216
0030338	
Poll Place	1,006
Vote by Mail	1,006
Mail Ballot	1,006
Total	1,006
0030339	
Poll Place	1,556
Vote by Mail	1,556
Mail Ballot	1,556
Total	1,556

Precinct	Yes		No		Total Votes
0030322					
Poll Place	68	48.23%	73	51.77%	141
Vote by Mail	385	47.18%	431	52.82%	816
Mail Ballot	0		0		0
Total	453	47.34%	504	52.66%	957
0030325					
Poll Place	35	56.45%	27	43.55%	62
Vote by Mail	260	50.78%	252	49.22%	512
Mail Ballot	0		0		0
Total	295	51.39%	279	48.61%	574
0030332					
Poll Place	18	54.55%	15	45.45%	33
Vote by Mail	116	63.39%	67	36.61%	183
Mail Ballot	0		0		0
Total	134	62.04%	82	37.96%	216
0030337					
Poll Place	43	40.19%	64	59.81%	107
Vote by Mail	415	50.92%	400	49.08%	815
Mail Ballot	0		0		0
Total	458	49.67%	464	50.33%	922
0030338					
Poll Place	62	46.62%	71	53.38%	133
Vote by Mail	282	43.45%	367	56.55%	649
Mail Ballot	0		0		0
Total	344	43.99%	438	56.01%	782
0030339					
Poll Place	88	46.07%	103	53.93%	191
Vote by Mail	500	52.08%	460	47.92%	960
Mail Ballot	0		0		0
Total	588	51.09%	563	48.91%	1,151

Precinct	Registered Voters
0030348	
Poll Place	931
Vote by Mail	931
Mail Ballot	931
Total	931
0030351	
Poll Place	1,528
Vote by Mail	1,528
Mail Ballot	1,528
Total	1,528
0030352	
Poll Place	1,029
Vote by Mail	1,029
Mail Ballot	1,029
Total	1,029
0030354	
Poll Place	696
Vote by Mail	696
Mail Ballot	696
Total	696
0030364	
Poll Place	929
Vote by Mail	929
Mail Ballot	929
Total	929
0030367	
Poll Place	1,526
Vote by Mail	1,526
Mail Ballot	1,526
Total	1,526

Precinct	Yes		No		Total Votes
0030348					
Poll Place	49	55.06%	40	44.94%	89
Vote by Mail	313	52.52%	283	47.48%	596
Mail Ballot	0		0		0
Total	362	52.85%	323	47.15%	685
0030351					
Poll Place	73	51.77%	68	48.23%	141
Vote by Mail	530	61.63%	330	38.37%	860
Mail Ballot	0		0		0
Total	603	60.24%	398	39.76%	1,001
0030352					
Poll Place	73	56.15%	57	43.85%	130
Vote by Mail	337	47.33%	375	52.67%	712
Mail Ballot	0		0		0
Total	410	48.69%	432	51.31%	842
0030354					
Poll Place	42	34.43%	80	65.57%	122
Vote by Mail	203	46.56%	233	53.44%	436
Mail Ballot	0		0		0
Total	245	43.91%	313	56.09%	558
0030364					
Poll Place	53	38.69%	84	61.31%	137
Vote by Mail	273	49.01%	284	50.99%	557
Mail Ballot	0		0		0
Total	326	46.97%	368	53.03%	694
0030367					
Poll Place	49	41.88%	68	58.12%	117
Vote by Mail	488	49.44%	499	50.56%	987
Mail Ballot	0		0		0
Total	537	48.64%	567	51.36%	1,104

Precinct	Registered Voters
0030370	
Poll Place	452
Vote by Mail	452
Mail Ballot	452
Total	452
0030374	
Poll Place	999
Vote by Mail	999
Mail Ballot	999
Total	999
0030385	
Poll Place	714
Vote by Mail	714
Mail Ballot	714
Total	714
0030386	
Poll Place	1,185
Vote by Mail	1,185
Mail Ballot	1,185
Total	1,185
0030387	
Poll Place	1,140
Vote by Mail	1,140
Mail Ballot	1,140
Total	1,140
0030389	
Poll Place	732
Vote by Mail	732
Mail Ballot	732
Total	732

Precinct	Yes		No		Total Votes
0030370					
Poll Place	20	47.62%	22	52.38%	42
Vote by Mail	141	52.22%	129	47.78%	270
Mail Ballot	0		0		0
Total	161	51.60%	151	48.40%	312
0030374					
Poll Place	58	51.33%	55	48.67%	113
Vote by Mail	328	52.90%	292	47.10%	620
Mail Ballot	0		0		0
Total	386	52.66%	347	47.34%	733
0030385					
Poll Place	21	32.81%	43	67.19%	64
Vote by Mail	259	49.62%	263	50.38%	522
Mail Ballot	0		0		0
Total	280	47.78%	306	52.22%	586
0030386					
Poll Place	34	27.87%	88	72.13%	122
Vote by Mail	330	41.20%	471	58.80%	801
Mail Ballot	0		0		0
Total	364	39.44%	559	60.56%	923
0030387					
Poll Place	46	29.30%	111	70.70%	157
Vote by Mail	290	35.41%	529	64.59%	819
Mail Ballot	0		0		0
Total	336	34.43%	640	65.57%	976
0030389					
Poll Place	37	55.22%	30	44.78%	67
Vote by Mail	241	47.63%	265	52.37%	506
Mail Ballot	0		0		0
Total	278	48.52%	295	51.48%	573

Precinct	Registered Voters
0030390	
Poll Place	1,320
Vote by Mail	1,320
Mail Ballot	1,320
Total	1,320
0030393	
Poll Place	856
Vote by Mail	856
Mail Ballot	856
Total	856
0030396	
Poll Place	812
Vote by Mail	812
Mail Ballot	812
Total	812
0030399	
Poll Place	1,198
Vote by Mail	1,198
Mail Ballot	1,198
Total	1,198
0031478	
Poll Place	593
Vote by Mail	593
Mail Ballot	593
Total	593
0031641	
Poll Place	610
Vote by Mail	610
Mail Ballot	610
Total	610

Precinct	Yes		No		Total Votes
0030390					
Poll Place	53	32.32%	111	67.68%	164
Vote by Mail	383	39.98%	575	60.02%	958
Mail Ballot	0		0		0
Total	436	38.86%	686	61.14%	1,122
0030393					
Poll Place	34	37.78%	56	62.22%	90
Vote by Mail	247	39.21%	383	60.79%	630
Mail Ballot	0		0		0
Total	281	39.03%	439	60.97%	720
0030396					
Poll Place	26	23.64%	84	76.36%	110
Vote by Mail	239	43.53%	310	56.47%	549
Mail Ballot	0		0		0
Total	265	40.21%	394	59.79%	659
0030399					
Poll Place	73	71.57%	29	28.43%	102
Vote by Mail	323	64.99%	174	35.01%	497
Mail Ballot	0		0		0
Total	396	66.11%	203	33.89%	599
0031478					
Poll Place	37	50.00%	37	50.00%	74
Vote by Mail	202	55.96%	159	44.04%	361
Mail Ballot	0		0		0
Total	239	54.94%	196	45.06%	435
0031641					
Poll Place	37	61.67%	23	38.33%	60
Vote by Mail	144	63.16%	84	36.84%	228
Mail Ballot	0		0		0
Total	181	62.85%	107	37.15%	288

Precinct	Registered Voters
0031642	
Poll Place	797
Vote by Mail	797
Mail Ballot	797
Total	797
0031772	
Poll Place	1,163
Vote by Mail	1,163
Mail Ballot	1,163
Total	1,163
0031935	
Poll Place	868
Vote by Mail	868
Mail Ballot	868
Total	868
0031950	
Poll Place	707
Vote by Mail	707
Mail Ballot	707
Total	707
0031953	
Poll Place	1,390
Vote by Mail	1,390
Mail Ballot	1,390
Total	1,390
0031960	
Poll Place	1,287
Vote by Mail	1,287
Mail Ballot	1,287
Total	1,287

Precinct	Yes		No		Total Votes
0031642					
Poll Place	37	62.71%	22	37.29%	59
Vote by Mail	191	59.32%	131	40.68%	322
Mail Ballot	0		0		0
Total	228	59.84%	153	40.16%	381
0031772					
Poll Place	66	44.30%	83	55.70%	149
Vote by Mail	279	52.05%	257	47.95%	536
Mail Ballot	0		0		0
Total	345	50.36%	340	49.64%	685
0031935					
Poll Place	38	46.34%	44	53.66%	82
Vote by Mail	258	55.48%	207	44.52%	465
Mail Ballot	0		0		0
Total	296	54.11%	251	45.89%	547
0031950					
Poll Place	50	53.19%	44	46.81%	94
Vote by Mail	160	47.48%	177	52.52%	337
Mail Ballot	0		0		0
Total	210	48.72%	221	51.28%	431
0031953					
Poll Place	60	50.85%	58	49.15%	118
Vote by Mail	414	59.83%	278	40.17%	692
Mail Ballot	0		0		0
Total	474	58.52%	336	41.48%	810
0031960					
Poll Place	52	61.90%	32	38.10%	84
Vote by Mail	424	55.50%	340	44.50%	764
Mail Ballot	0		0		0
Total	476	56.13%	372	43.87%	848

Precinct	Registered Voters
0032170	
Poll Place	932
Vote by Mail	932
Mail Ballot	932
Total	932
0032214	
Poll Place	651
Vote by Mail	651
Mail Ballot	651
Total	651
0032240	
Poll Place	847
Vote by Mail	847
Mail Ballot	847
Total	847
0032310	
Poll Place	1,021
Vote by Mail	1,021
Mail Ballot	1,021
Total	1,021
0032330	
Poll Place	584
Vote by Mail	584
Mail Ballot	584
Total	584
0032340	
Poll Place	596
Vote by Mail	596
Mail Ballot	596
Total	596

Precinct	Yes		No		Total Votes
0032170					
Poll Place	45	38.14%	73	61.86%	118
Vote by Mail	268	46.37%	310	53.63%	578
Mail Ballot	0		0		0
Total	313	44.97%	383	55.03%	696
0032214					
Poll Place	14	27.45%	37	72.55%	51
Vote by Mail	141	33.81%	276	66.19%	417
Mail Ballot	0		0		0
Total	155	33.12%	313	66.88%	468
0032240					
Poll Place	15	36.59%	26	63.41%	41
Vote by Mail	247	55.38%	199	44.62%	446
Mail Ballot	0		0		0
Total	262	53.80%	225	46.20%	487
0032310					
Poll Place	39	52.00%	36	48.00%	75
Vote by Mail	315	53.30%	276	46.70%	591
Mail Ballot	0		0		0
Total	354	53.15%	312	46.85%	666
0032330					
Poll Place	11	40.74%	16	59.26%	27
Vote by Mail	203	46.99%	229	53.01%	432
Mail Ballot	0		0		0
Total	214	46.62%	245	53.38%	459
0032340					
Poll Place	18	50.00%	18	50.00%	36
Vote by Mail	161	35.62%	291	64.38%	452
Mail Ballot	0		0		0
Total	179	36.68%	309	63.32%	488

Precinct	Registered Voters
0032360	
Poll Place	1,173
Vote by Mail	1,173
Mail Ballot	1,173
Total	1,173
0032370	
Poll Place	750
Vote by Mail	750
Mail Ballot	750
Total	750
0032380	
Poll Place	629
Vote by Mail	629
Mail Ballot	629
Total	629
0032441	
Poll Place	1,140
Vote by Mail	1,140
Mail Ballot	1,140
Total	1,140
0032531	
Poll Place	1,320
Vote by Mail	1,320
Mail Ballot	1,320
Total	1,320
0032532	
Poll Place	995
Vote by Mail	995
Mail Ballot	995
Total	995

Precinct	Yes		No		Total Votes
0032360					
Poll Place	39	45.35%	47	54.65%	86
Vote by Mail	322	57.91%	234	42.09%	556
Mail Ballot	0		0		0
Total	361	56.23%	281	43.77%	642
0032370					
Poll Place	48	57.83%	35	42.17%	83
Vote by Mail	172	56.21%	134	43.79%	306
Mail Ballot	0		0		0
Total	220	56.56%	169	43.44%	389
0032380					
Poll Place	13	41.94%	18	58.06%	31
Vote by Mail	210	48.50%	223	51.50%	433
Mail Ballot	0		0		0
Total	223	48.06%	241	51.94%	464
0032441					
Poll Place	50	44.64%	62	55.36%	112
Vote by Mail	273	50.09%	272	49.91%	545
Mail Ballot	0		0		0
Total	323	49.16%	334	50.84%	657
0032531					
Poll Place	71	71.00%	29	29.00%	100
Vote by Mail	330	58.30%	236	41.70%	566
Mail Ballot	0		0		0
Total	401	60.21%	265	39.79%	666
0032532					
Poll Place	48	52.75%	43	47.25%	91
Vote by Mail	215	52.57%	194	47.43%	409
Mail Ballot	0		0		0
Total	263	52.60%	237	47.40%	500

Precinct	Registered Voters
0032640	
Poll Place	1,435
Vote by Mail	1,435
Mail Ballot	1,435
Total	1,435
0032652	
Poll Place	1,415
Vote by Mail	1,415
Mail Ballot	1,415
Total	1,415
0032731	
Poll Place	1,219
Vote by Mail	1,219
Mail Ballot	1,219
Total	1,219
0032732	
Poll Place	307
Vote by Mail	307
Mail Ballot	307
Total	307
0032750	
Poll Place	1,553
Vote by Mail	1,553
Mail Ballot	1,553
Total	1,553
0032751	
Poll Place	830
Vote by Mail	830
Mail Ballot	830
Total	830

Precinct	Yes		No		Total Votes
0032640					
Poll Place	54	27.98%	139	72.02%	193
Vote by Mail	337	33.53%	668	66.47%	1,005
Mail Ballot	0		0		0
Total	391	32.64%	807	67.36%	1,198
0032652					
Poll Place	19	24.05%	60	75.95%	79
Vote by Mail	341	30.67%	771	69.33%	1,112
Mail Ballot	0		0		0
Total	360	30.23%	831	69.77%	1,191
0032731					
Poll Place	50	37.88%	82	62.12%	132
Vote by Mail	348	47.74%	381	52.26%	729
Mail Ballot	0		0		0
Total	398	46.23%	463	53.77%	861
0032732					
Poll Place	17	41.46%	24	58.54%	41
Vote by Mail	94	40.87%	136	59.13%	230
Mail Ballot	0		0		0
Total	111	40.96%	160	59.04%	271
0032750					
Poll Place	74	36.10%	131	63.90%	205
Vote by Mail	464	59.11%	321	40.89%	785
Mail Ballot	0		0		0
Total	538	54.34%	452	45.66%	990
0032751					
Poll Place	50	53.76%	43	46.24%	93
Vote by Mail	209	53.59%	181	46.41%	390
Mail Ballot	0		0		0
Total	259	53.62%	224	46.38%	483

Precinct	Registered Voters
0032762	
Poll Place	763
Vote by Mail	763
Mail Ballot	763
Total	763
0033040	
Poll Place	1,618
Vote by Mail	1,618
Mail Ballot	1,618
Total	1,618
0033042	
Poll Place	1,130
Vote by Mail	1,130
Mail Ballot	1,130
Total	1,130
0033150	
Poll Place	467
Vote by Mail	467
Mail Ballot	467
Total	467
0033161	
Poll Place	370
Vote by Mail	370
Mail Ballot	370
Total	370
0033222	
Poll Place	1,064
Vote by Mail	1,064
Mail Ballot	1,064
Total	1,064

Precinct	Yes		No		Total Votes
0032762					
Poll Place	45	69.23%	20	30.77%	65
Vote by Mail	264	63.61%	151	36.39%	415
Mail Ballot	0		0		0
Total	309	64.38%	171	35.63%	480
0033040					
Poll Place	50	25.77%	144	74.23%	194
Vote by Mail	396	38.11%	643	61.89%	1,039
Mail Ballot	0		0		0
Total	446	36.17%	787	63.83%	1,233
0033042					
Poll Place	26	24.30%	81	75.70%	107
Vote by Mail	241	33.43%	480	66.57%	721
Mail Ballot	0		0		0
Total	267	32.25%	561	67.75%	828
0033150					
Poll Place	20	34.48%	38	65.52%	58
Vote by Mail	167	50.30%	165	49.70%	332
Mail Ballot	0		0		0
Total	187	47.95%	203	52.05%	390
0033161					
Poll Place	8	25.81%	23	74.19%	31
Vote by Mail	119	51.07%	114	48.93%	233
Mail Ballot	0		0		0
Total	127	48.11%	137	51.89%	264
0033222					
Poll Place	51	60.00%	34	40.00%	85
Vote by Mail	273	63.19%	159	36.81%	432
Mail Ballot	0		0		0
Total	324	62.67%	193	37.33%	517

Precinct	Registered Voters
0033492	
Poll Place	956
Vote by Mail	956
Mail Ballot	956
Total	956
0035601	
Poll Place	861
Vote by Mail	861
Mail Ballot	861
Total	861
0035602	
Poll Place	614
Vote by Mail	614
Mail Ballot	614
Total	614
0035603	
Poll Place	881
Vote by Mail	881
Mail Ballot	881
Total	881
0035604	
Poll Place	1,187
Vote by Mail	1,187
Mail Ballot	1,187
Total	1,187
0035624	
Poll Place	458
Vote by Mail	458
Mail Ballot	458
Total	458

Precinct	Yes		No		Total Votes
0033492					
Poll Place	75	61.98%	46	38.02%	121
Vote by Mail	273	66.42%	138	33.58%	411
Mail Ballot	0		0		0
Total	348	65.41%	184	34.59%	532
0035601					
Poll Place	27	27.84%	70	72.16%	97
Vote by Mail	267	44.13%	338	55.87%	605
Mail Ballot	0		0		0
Total	294	41.88%	408	58.12%	702
0035602					
Poll Place	32	42.11%	44	57.89%	76
Vote by Mail	183	45.19%	222	54.81%	405
Mail Ballot	0		0		0
Total	215	44.70%	266	55.30%	481
0035603					
Poll Place	38	33.33%	76	66.67%	114
Vote by Mail	239	40.58%	350	59.42%	589
Mail Ballot	0		0		0
Total	277	39.40%	426	60.60%	703
0035604					
Poll Place	37	35.24%	68	64.76%	105
Vote by Mail	337	39.83%	509	60.17%	846
Mail Ballot	0		0		0
Total	374	39.33%	577	60.67%	951
0035624					
Poll Place	14	40.00%	21	60.00%	35
Vote by Mail	139	45.57%	166	54.43%	305
Mail Ballot	0		0		0
Total	153	45.00%	187	55.00%	340

Precinct	Registered Voters
0035628	
Poll Place	1,817
Vote by Mail	1,817
Mail Ballot	1,817
Total	1,817
0035629	
Poll Place	1,147
Vote by Mail	1,147
Mail Ballot	1,147
Total	1,147
0035631	
Poll Place	1,022
Vote by Mail	1,022
Mail Ballot	1,022
Total	1,022
0035632	
Poll Place	765
Vote by Mail	765
Mail Ballot	765
Total	765
0035633	
Poll Place	858
Vote by Mail	858
Mail Ballot	858
Total	858
0035635	
Poll Place	1,061
Vote by Mail	1,061
Mail Ballot	1,061
Total	1,061

Precinct	Yes		No		Total Votes
0035628					
Poll Place	90	43.69%	116	56.31%	206
Vote by Mail	540	44.12%	684	55.88%	1,224
Mail Ballot	0		0		0
Total	630	44.06%	800	55.94%	1,430
0035629					
Poll Place	48	37.21%	81	62.79%	129
Vote by Mail	377	49.67%	382	50.33%	759
Mail Ballot	0		0		0
Total	425	47.86%	463	52.14%	888
0035631					
Poll Place	41	36.28%	72	63.72%	113
Vote by Mail	336	49.48%	343	50.52%	679
Mail Ballot	0		0		0
Total	377	47.60%	415	52.40%	792
0035632					
Poll Place	38	29.92%	89	70.08%	127
Vote by Mail	183	35.81%	328	64.19%	511
Mail Ballot	0		0		0
Total	221	34.64%	417	65.36%	638
0035633					
Poll Place	42	28.38%	106	71.62%	148
Vote by Mail	217	38.20%	351	61.80%	568
Mail Ballot	0		0		0
Total	259	36.17%	457	63.83%	716
0035635					
Poll Place	76	39.38%	117	60.62%	193
Vote by Mail	312	50.08%	311	49.92%	623
Mail Ballot	0		0		0
Total	388	47.55%	428	52.45%	816

Precinct	Registered Voters
0035640	
Poll Place	1,126
Vote by Mail	1,126
Mail Ballot	1,126
Total	1,126
0035658	
Poll Place	1,053
Vote by Mail	1,053
Mail Ballot	1,053
Total	1,053
0035661	
Poll Place	710
Vote by Mail	710
Mail Ballot	710
Total	710
0035675	
Poll Place	1,211
Vote by Mail	1,211
Mail Ballot	1,211
Total	1,211
0035677	
Poll Place	822
Vote by Mail	822
Mail Ballot	822
Total	822
0040401	
Poll Place	541
Vote by Mail	541
Mail Ballot	541
Total	541

Precinct	Yes		No		Total Votes
0035640					
Poll Place	56	37.84%	92	62.16%	148
Vote by Mail	335	43.28%	439	56.72%	774
Mail Ballot	0		0		0
Total	391	42.41%	531	57.59%	922
0035658					
Poll Place	56	33.53%	111	66.47%	167
Vote by Mail	274	38.54%	437	61.46%	711
Mail Ballot	0		0		0
Total	330	37.59%	548	62.41%	878
0035661					
Poll Place	34	31.19%	75	68.81%	109
Vote by Mail	209	44.85%	257	55.15%	466
Mail Ballot	0		0		0
Total	243	42.26%	332	57.74%	575
0035675					
Poll Place	33	26.83%	90	73.17%	123
Vote by Mail	344	38.91%	540	61.09%	884
Mail Ballot	0		0		0
Total	377	37.44%	630	62.56%	1,007
0035677					
Poll Place	36	50.70%	35	49.30%	71
Vote by Mail	283	66.12%	145	33.88%	428
Mail Ballot	0		0		0
Total	319	63.93%	180	36.07%	499
0040401					
Poll Place	18	51.43%	17	48.57%	35
Vote by Mail	142	36.50%	247	63.50%	389
Mail Ballot	0		0		0
Total	160	37.74%	264	62.26%	424

Precinct	Registered Voters
0040405	
Poll Place	1,425
Vote by Mail	1,425
Mail Ballot	1,425
Total	1,425
0040406	
Poll Place	1,059
Vote by Mail	1,059
Mail Ballot	1,059
Total	1,059
0040407	
Poll Place	762
Vote by Mail	762
Mail Ballot	762
Total	762
0040409	
Poll Place	1,153
Vote by Mail	1,153
Mail Ballot	1,153
Total	1,153
0040411	
Poll Place	1,428
Vote by Mail	1,428
Mail Ballot	1,428
Total	1,428
0040414	
Poll Place	1,613
Vote by Mail	1,613
Mail Ballot	1,613
Total	1,613

Precinct	Yes		No		Total Votes
0040405					
Poll Place	38	24.36%	118	75.64%	156
Vote by Mail	415	39.71%	630	60.29%	1,045
Mail Ballot	0		0		0
Total	453	37.72%	748	62.28%	1,201
0040406					
Poll Place	49	50.00%	49	50.00%	98
Vote by Mail	362	49.59%	368	50.41%	730
Mail Ballot	0		0		0
Total	411	49.64%	417	50.36%	828
0040407					
Poll Place	33	47.83%	36	52.17%	69
Vote by Mail	251	51.86%	233	48.14%	484
Mail Ballot	0		0		0
Total	284	51.36%	269	48.64%	553
0040409					
Poll Place	54	41.86%	75	58.14%	129
Vote by Mail	380	52.05%	350	47.95%	730
Mail Ballot	0		0		0
Total	434	50.52%	425	49.48%	859
0040411					
Poll Place	52	44.07%	66	55.93%	118
Vote by Mail	429	53.49%	373	46.51%	802
Mail Ballot	0		0		0
Total	481	52.28%	439	47.72%	920
0040414					
Poll Place	65	50.78%	63	49.22%	128
Vote by Mail	495	57.36%	368	42.64%	863
Mail Ballot	0		0		0
Total	560	56.51%	431	43.49%	991

Precinct	Registered Voters
0040415	
Poll Place	1,659
Vote by Mail	1,659
Mail Ballot	1,659
Total	1,659
0040419	
Poll Place	1,293
Vote by Mail	1,293
Mail Ballot	1,293
Total	1,293
0040421	
Poll Place	995
Vote by Mail	995
Mail Ballot	995
Total	995
0040424	
Poll Place	1,153
Vote by Mail	1,153
Mail Ballot	1,153
Total	1,153
0040428	
Poll Place	955
Vote by Mail	955
Mail Ballot	955
Total	955
0040429	
Poll Place	1,391
Vote by Mail	1,391
Mail Ballot	1,391
Total	1,391

Precinct	Yes		No		Total Votes
0040415					
Poll Place	54	39.71%	82	60.29%	136
Vote by Mail	495	39.86%	747	60.14%	1,242
Mail Ballot	0		0		0
Total	549	39.84%	829	60.16%	1,378
0040419					
Poll Place	36	30.51%	82	69.49%	118
Vote by Mail	385	42.12%	529	57.88%	914
Mail Ballot	0		0		0
Total	421	40.79%	611	59.21%	1,032
0040421					
Poll Place	38	42.70%	51	57.30%	89
Vote by Mail	352	49.44%	360	50.56%	712
Mail Ballot	0		0		0
Total	390	48.69%	411	51.31%	801
0040424					
Poll Place	70	64.22%	39	35.78%	109
Vote by Mail	378	60.97%	242	39.03%	620
Mail Ballot	0		0		0
Total	448	61.45%	281	38.55%	729
0040428					
Poll Place	39	50.65%	38	49.35%	77
Vote by Mail	315	61.40%	198	38.60%	513
Mail Ballot	0		0		0
Total	354	60.00%	236	40.00%	590
0040429					
Poll Place	51	28.18%	130	71.82%	181
Vote by Mail	409	42.96%	543	57.04%	952
Mail Ballot	0		0		0
Total	460	40.60%	673	59.40%	1,133

Precinct	Registered Voters
0040430	
Poll Place	1,652
Vote by Mail	1,652
Mail Ballot	1,652
Total	1,652
0040432	
Poll Place	738
Vote by Mail	738
Mail Ballot	738
Total	738
0040433	
Poll Place	1,085
Vote by Mail	1,085
Mail Ballot	1,085
Total	1,085
0040435	
Poll Place	1,334
Vote by Mail	1,334
Mail Ballot	1,334
Total	1,334
0040436	
Poll Place	840
Vote by Mail	840
Mail Ballot	840
Total	840
0040440	
Poll Place	991
Vote by Mail	991
Mail Ballot	991
Total	991

Precinct	Yes		No		Total Votes
0040430					
Poll Place	44	33.85%	86	66.15%	130
Vote by Mail	480	43.60%	621	56.40%	1,101
Mail Ballot	0		0		0
Total	524	42.57%	707	57.43%	1,231
0040432					
Poll Place	37	34.58%	70	65.42%	107
Vote by Mail	198	37.71%	327	62.29%	525
Mail Ballot	0		0		0
Total	235	37.18%	397	62.82%	632
0040433					
Poll Place	46	31.94%	98	68.06%	144
Vote by Mail	304	43.55%	394	56.45%	698
Mail Ballot	0		0		0
Total	350	41.57%	492	58.43%	842
0040435					
Poll Place	30	27.52%	79	72.48%	109
Vote by Mail	387	38.13%	628	61.87%	1,015
Mail Ballot	0		0		0
Total	417	37.10%	707	62.90%	1,124
0040436					
Poll Place	32	25.00%	96	75.00%	128
Vote by Mail	188	35.01%	349	64.99%	537
Mail Ballot	0		0		0
Total	220	33.08%	445	66.92%	665
0040440					
Poll Place	40	38.46%	64	61.54%	104
Vote by Mail	338	50.07%	337	49.93%	675
Mail Ballot	0		0		0
Total	378	48.52%	401	51.48%	779

Precinct	Registered Voters
0040441	
Poll Place	1,404
Vote by Mail	1,404
Mail Ballot	1,404
Total	1,404
0040442	
Poll Place	901
Vote by Mail	901
Mail Ballot	901
Total	901
0040443	
Poll Place	703
Vote by Mail	703
Mail Ballot	703
Total	703
0040444	
Poll Place	702
Vote by Mail	702
Mail Ballot	702
Total	702
0040447	
Poll Place	1,022
Vote by Mail	1,022
Mail Ballot	1,022
Total	1,022
0040454	
Poll Place	992
Vote by Mail	992
Mail Ballot	992
Total	992

Precinct	Yes		No		Total Votes
0040441					
Poll Place	19	30.16%	44	69.84%	63
Vote by Mail	475	39.55%	726	60.45%	1,201
Mail Ballot	0		0		0
Total	494	39.08%	770	60.92%	1,264
0040442					
Poll Place	36	50.00%	36	50.00%	72
Vote by Mail	301	46.81%	342	53.19%	643
Mail Ballot	0		0		0
Total	337	47.13%	378	52.87%	715
0040443					
Poll Place	23	37.70%	38	62.30%	61
Vote by Mail	237	50.97%	228	49.03%	465
Mail Ballot	0		0		0
Total	260	49.43%	266	50.57%	526
0040444					
Poll Place	30	58.82%	21	41.18%	51
Vote by Mail	233	55.21%	189	44.79%	422
Mail Ballot	0		0		0
Total	263	55.60%	210	44.40%	473
0040447					
Poll Place	28	50.00%	28	50.00%	56
Vote by Mail	338	47.81%	369	52.19%	707
Mail Ballot	0		0		0
Total	366	47.97%	397	52.03%	763
0040454					
Poll Place	39	45.35%	47	54.65%	86
Vote by Mail	373	56.77%	284	43.23%	657
Mail Ballot	0		0		0
Total	412	55.45%	331	44.55%	743

Precinct	Registered Voters
0040455	
Poll Place	2,039
Vote by Mail	2,039
Mail Ballot	2,039
Total	2,039
0040460	
Poll Place	960
Vote by Mail	960
Mail Ballot	960
Total	960
0040461	
Poll Place	1,495
Vote by Mail	1,495
Mail Ballot	1,495
Total	1,495
0040462	
Poll Place	1,455
Vote by Mail	1,455
Mail Ballot	1,455
Total	1,455
0040463	
Poll Place	971
Vote by Mail	971
Mail Ballot	971
Total	971
0040464	
Poll Place	1,231
Vote by Mail	1,231
Mail Ballot	1,231
Total	1,231

Precinct	Yes		No		Total Votes
0040455					
Poll Place	96	36.23%	169	63.77%	265
Vote by Mail	610	43.05%	807	56.95%	1,417
Mail Ballot	0		0		0
Total	706	41.97%	976	58.03%	1,682
0040460					
Poll Place	43	43.43%	56	56.57%	99
Vote by Mail	317	47.03%	357	52.97%	674
Mail Ballot	0		0		0
Total	360	46.57%	413	53.43%	773
0040461					
Poll Place	40	26.85%	109	73.15%	149
Vote by Mail	422	37.85%	693	62.15%	1,115
Mail Ballot	0		0		0
Total	462	36.55%	802	63.45%	1,264
0040462					
Poll Place	36	36.36%	63	63.64%	99
Vote by Mail	500	45.09%	609	54.91%	1,109
Mail Ballot	0		0		0
Total	536	44.37%	672	55.63%	1,208
0040463					
Poll Place	68	53.54%	59	46.46%	127
Vote by Mail	350	54.10%	297	45.90%	647
Mail Ballot	0		0		0
Total	418	54.01%	356	45.99%	774
0040464					
Poll Place	86	57.72%	63	42.28%	149
Vote by Mail	427	54.33%	359	45.67%	786
Mail Ballot	0		0		0
Total	513	54.87%	422	45.13%	935

Precinct	Registered Voters
0040466	
Poll Place	1,332
Vote by Mail	1,332
Mail Ballot	1,332
Total	1,332
0040469	
Poll Place	929
Vote by Mail	929
Mail Ballot	929
Total	929
0040470	
Poll Place	1,081
Vote by Mail	1,081
Mail Ballot	1,081
Total	1,081
0040471	
Poll Place	1,591
Vote by Mail	1,591
Mail Ballot	1,591
Total	1,591
0040475	
Poll Place	1,090
Vote by Mail	1,090
Mail Ballot	1,090
Total	1,090
0040480	
Poll Place	1,194
Vote by Mail	1,194
Mail Ballot	1,194
Total	1,194

Precinct	Yes		No		Total Votes
0040466					
Poll Place	57	36.54%	99	63.46%	156
Vote by Mail	389	42.75%	521	57.25%	910
Mail Ballot	0		0		0
Total	446	41.84%	620	58.16%	1,066
0040469					
Poll Place	64	41.83%	89	58.17%	153
Vote by Mail	293	57.68%	215	42.32%	508
Mail Ballot	0		0		0
Total	357	54.01%	304	45.99%	661
0040470					
Poll Place	50	46.73%	57	53.27%	107
Vote by Mail	388	57.57%	286	42.43%	674
Mail Ballot	0		0		0
Total	438	56.08%	343	43.92%	781
0040471					
Poll Place	90	52.63%	81	47.37%	171
Vote by Mail	572	58.85%	400	41.15%	972
Mail Ballot	0		0		0
Total	662	57.92%	481	42.08%	1,143
0040475					
Poll Place	43	43.43%	56	56.57%	99
Vote by Mail	370	52.04%	341	47.96%	711
Mail Ballot	0		0		0
Total	413	50.99%	397	49.01%	810
0040480					
Poll Place	42	42.42%	57	57.58%	99
Vote by Mail	368	42.59%	496	57.41%	864
Mail Ballot	0		0		0
Total	410	42.58%	553	57.42%	963

Precinct	Registered Voters
0040494	
Poll Place	979
Vote by Mail	979
Mail Ballot	979
Total	979
0040495	
Poll Place	1,789
Vote by Mail	1,789
Mail Ballot	1,789
Total	1,789
0040496	
Poll Place	1,396
Vote by Mail	1,396
Mail Ballot	1,396
Total	1,396
0040497	
Poll Place	885
Vote by Mail	885
Mail Ballot	885
Total	885
0041240	
Poll Place	368
Vote by Mail	368
Mail Ballot	368
Total	368
0041780	
Poll Place	1,346
Vote by Mail	1,346
Mail Ballot	1,346
Total	1,346

Precinct	Yes		No		Total Votes
0040494					
Poll Place	20	33.33%	40	66.67%	60
Vote by Mail	336	46.41%	388	53.59%	724
Mail Ballot	0		0		0
Total	356	45.41%	428	54.59%	784
0040495					
Poll Place	49	46.67%	56	53.33%	105
Vote by Mail	657	48.99%	684	51.01%	1,341
Mail Ballot	0		0		0
Total	706	48.82%	740	51.18%	1,446
0040496					
Poll Place	58	32.95%	118	67.05%	176
Vote by Mail	434	42.42%	589	57.58%	1,023
Mail Ballot	0		0		0
Total	492	41.03%	707	58.97%	1,199
0040497					
Poll Place	41	39.42%	63	60.58%	104
Vote by Mail	283	50.00%	283	50.00%	566
Mail Ballot	0		0		0
Total	324	48.36%	346	51.64%	670
0041240					
Poll Place	41	49.40%	42	50.60%	83
Vote by Mail	78	45.09%	95	54.91%	173
Mail Ballot	0		0		0
Total	119	46.48%	137	53.52%	256
0041780					
Poll Place	102	39.53%	156	60.47%	258
Vote by Mail	338	48.77%	355	51.23%	693
Mail Ballot	0		0		0
Total	440	46.27%	511	53.73%	951

Precinct	Registered Voters
0041820	
Poll Place	1,420
Vote by Mail	1,420
Mail Ballot	1,420
Total	1,420
0041910	
Poll Place	628
Vote by Mail	628
Mail Ballot	628
Total	628
0041913	
Poll Place	1,937
Vote by Mail	1,937
Mail Ballot	1,937
Total	1,937
0041915	
Poll Place	1,594
Vote by Mail	1,594
Mail Ballot	1,594
Total	1,594
0042218	
Poll Place	847
Vote by Mail	847
Mail Ballot	847
Total	847
0042261	
Poll Place	372
Vote by Mail	372
Mail Ballot	372
Total	372

Precinct	Yes		No		Total Votes
0041820					
Poll Place	81	36.16%	143	63.84%	224
Vote by Mail	431	49.77%	435	50.23%	866
Mail Ballot	0		0		0
Total	512	46.97%	578	53.03%	1,090
0041910					
Poll Place	29	42.03%	40	57.97%	69
Vote by Mail	131	29.84%	308	70.16%	439
Mail Ballot	0		0		0
Total	160	31.50%	348	68.50%	508
0041913					
Poll Place	53	28.04%	136	71.96%	189
Vote by Mail	567	38.55%	904	61.45%	1,471
Mail Ballot	0		0		0
Total	620	37.35%	1,040	62.65%	1,660
0041915					
Poll Place	46	28.93%	113	71.07%	159
Vote by Mail	351	29.90%	823	70.10%	1,174
Mail Ballot	0		0		0
Total	397	29.78%	936	70.22%	1,333
0042218					
Poll Place	42	27.10%	113	72.90%	155
Vote by Mail	196	44.85%	241	55.15%	437
Mail Ballot	0		0		0
Total	238	40.20%	354	59.80%	592
0042261					
Poll Place	38	70.37%	16	29.63%	54
Vote by Mail	136	68.34%	63	31.66%	199
Mail Ballot	0		0		0
Total	174	68.77%	79	31.23%	253

Precinct	Registered Voters
0042390	
Poll Place	485
Vote by Mail	485
Mail Ballot	485
Total	485
0042630	
Poll Place	647
Vote by Mail	647
Mail Ballot	647
Total	647
0042842	
Poll Place	1,330
Vote by Mail	1,330
Mail Ballot	1,330
Total	1,330
0042845	
Poll Place	1,159
Vote by Mail	1,159
Mail Ballot	1,159
Total	1,159
0043043	
Poll Place	1,329
Vote by Mail	1,329
Mail Ballot	1,329
Total	1,329
0043048	
Poll Place	1,084
Vote by Mail	1,084
Mail Ballot	1,084
Total	1,084

Precinct	Yes		No		Total Votes
0042390					
Poll Place	33	37.93%	54	62.07%	87
Vote by Mail	124	43.66%	160	56.34%	284
Mail Ballot	0		0		0
Total	157	42.32%	214	57.68%	371
0042630					
Poll Place	52	47.71%	57	52.29%	109
Vote by Mail	151	39.43%	232	60.57%	383
Mail Ballot	0		0		0
Total	203	41.26%	289	58.74%	492
0042842					
Poll Place	63	34.43%	120	65.57%	183
Vote by Mail	462	48.89%	483	51.11%	945
Mail Ballot	0		0		0
Total	525	46.54%	603	53.46%	1,128
0042845					
Poll Place	72	30.90%	161	69.10%	233
Vote by Mail	287	40.65%	419	59.35%	706
Mail Ballot	0		0		0
Total	359	38.23%	580	61.77%	939
0043043					
Poll Place	35	25.00%	105	75.00%	140
Vote by Mail	309	30.62%	700	69.38%	1,009
Mail Ballot	0		0		0
Total	344	29.94%	805	70.06%	1,149
0043048					
Poll Place	45	32.85%	92	67.15%	137
Vote by Mail	247	34.69%	465	65.31%	712
Mail Ballot	0		0		0
Total	292	34.39%	557	65.61%	849

Precinct	Registered Voters
0043050	
Poll Place	1,195
Vote by Mail	1,195
Mail Ballot	1,195
Total	1,195
0043051	
Poll Place	620
Vote by Mail	620
Mail Ballot	620
Total	620
0043052	
Poll Place	903
Vote by Mail	903
Mail Ballot	903
Total	903
0043053	
Poll Place	1,228
Vote by Mail	1,228
Mail Ballot	1,228
Total	1,228
0043055	
Poll Place	1,018
Vote by Mail	1,018
Mail Ballot	1,018
Total	1,018
0043059	
Poll Place	1,336
Vote by Mail	1,336
Mail Ballot	1,336
Total	1,336

Precinct	Yes		No		Total Votes
0043050					
Poll Place	47	31.13%	104	68.87%	151
Vote by Mail	295	35.63%	533	64.37%	828
Mail Ballot	0		0		0
Total	342	34.93%	637	65.07%	979
0043051					
Poll Place	9	23.08%	30	76.92%	39
Vote by Mail	169	33.47%	336	66.53%	505
Mail Ballot	0		0		0
Total	178	32.72%	366	67.28%	544
0043052					
Poll Place	23	21.90%	82	78.10%	105
Vote by Mail	241	36.79%	414	63.21%	655
Mail Ballot	0		0		0
Total	264	34.74%	496	65.26%	760
0043053					
Poll Place	45	28.85%	111	71.15%	156
Vote by Mail	299	34.17%	576	65.83%	875
Mail Ballot	0		0		0
Total	344	33.37%	687	66.63%	1,031
0043055					
Poll Place	8	10.81%	66	89.19%	74
Vote by Mail	239	30.10%	555	69.90%	794
Mail Ballot	0		0		0
Total	247	28.46%	621	71.54%	868
0043059					
Poll Place	24	18.05%	109	81.95%	133
Vote by Mail	337	33.47%	670	66.53%	1,007
Mail Ballot	0		0		0
Total	361	31.67%	779	68.33%	1,140

Precinct	Registered Voters
0043170	
Poll Place	1,402
Vote by Mail	1,402
Mail Ballot	1,402
Total	1,402
0043290	
Poll Place	488
Vote by Mail	488
Mail Ballot	488
Total	488
0043310	
Poll Place	724
Vote by Mail	724
Mail Ballot	724
Total	724
0043320	
Poll Place	1,647
Vote by Mail	1,647
Mail Ballot	1,647
Total	1,647
0043340	
Poll Place	1,002
Vote by Mail	1,002
Mail Ballot	1,002
Total	1,002
0043510	
Poll Place	877
Vote by Mail	877
Mail Ballot	877
Total	877

Precinct	Yes		No		Total Votes
0043170					
Poll Place	52	41.94%	72	58.06%	124
Vote by Mail	308	42.42%	418	57.58%	726
Mail Ballot	0		0		0
Total	360	42.35%	490	57.65%	850
0043290					
Poll Place	7	11.29%	55	88.71%	62
Vote by Mail	81	22.25%	283	77.75%	364
Mail Ballot	0		0		0
Total	88	20.66%	338	79.34%	426
0043310					
Poll Place	41	43.62%	53	56.38%	94
Vote by Mail	148	44.85%	182	55.15%	330
Mail Ballot	0		0		0
Total	189	44.58%	235	55.42%	424
0043320					
Poll Place	41	20.71%	157	79.29%	198
Vote by Mail	357	32.43%	744	67.57%	1,101
Mail Ballot	0		0		0
Total	398	30.64%	901	69.36%	1,299
0043340					
Poll Place	54	30.51%	123	69.49%	177
Vote by Mail	186	34.44%	354	65.56%	540
Mail Ballot	0		0		0
Total	240	33.47%	477	66.53%	717
0043510					
Poll Place	68	50.37%	67	49.63%	135
Vote by Mail	242	52.61%	218	47.39%	460
Mail Ballot	0		0		0
Total	310	52.10%	285	47.90%	595

Precinct	Registered Voters
0043520	
Poll Place	808
Vote by Mail	808
Mail Ballot	808
Total	808
0043540	
Poll Place	994
Vote by Mail	994
Mail Ballot	994
Total	994
0043567	
Poll Place	1,459
Vote by Mail	1,459
Mail Ballot	1,459
Total	1,459
0043568	
Poll Place	1,533
Vote by Mail	1,533
Mail Ballot	1,533
Total	1,533
0043570	
Poll Place	810
Vote by Mail	810
Mail Ballot	810
Total	810
0043572	
Poll Place	887
Vote by Mail	887
Mail Ballot	887
Total	887

Precinct	Yes		No		Total Votes
0043520					
Poll Place	38	50.00%	38	50.00%	76
Vote by Mail	221	61.05%	141	38.95%	362
Mail Ballot	0		0		0
Total	259	59.13%	179	40.87%	438
0043540					
Poll Place	31	49.21%	32	50.79%	63
Vote by Mail	327	49.55%	333	50.45%	660
Mail Ballot	0		0		0
Total	358	49.52%	365	50.48%	723
0043567					
Poll Place	78	61.90%	48	38.10%	126
Vote by Mail	469	60.05%	312	39.95%	781
Mail Ballot	0		0		0
Total	547	60.31%	360	39.69%	907
0043568					
Poll Place	69	58.97%	48	41.03%	117
Vote by Mail	476	60.48%	311	39.52%	787
Mail Ballot	0		0		0
Total	545	60.29%	359	39.71%	904
0043570					
Poll Place	44	60.27%	29	39.73%	73
Vote by Mail	252	56.00%	198	44.00%	450
Mail Ballot	0		0		0
Total	296	56.60%	227	43.40%	523
0043572					
Poll Place	47	54.65%	39	45.35%	86
Vote by Mail	235	54.15%	199	45.85%	434
Mail Ballot	0		0		0
Total	282	54.23%	238	45.77%	520

Precinct	Registered Voters
0044103	
Poll Place	1,095
Vote by Mail	1,095
Mail Ballot	1,095
Total	1,095
0044104	
Poll Place	1,669
Vote by Mail	1,669
Mail Ballot	1,669
Total	1,669
0044105	
Poll Place	1,097
Vote by Mail	1,097
Mail Ballot	1,097
Total	1,097
0044106	
Poll Place	1,303
Vote by Mail	1,303
Mail Ballot	1,303
Total	1,303
0044107	
Poll Place	1,405
Vote by Mail	1,405
Mail Ballot	1,405
Total	1,405
0044112	
Poll Place	1,010
Vote by Mail	1,010
Mail Ballot	1,010
Total	1,010

Precinct	Yes		No		Total Votes
0044103					
Poll Place	19	19.19%	80	80.81%	99
Vote by Mail	285	33.29%	571	66.71%	856
Mail Ballot	0		0		0
Total	304	31.83%	651	68.17%	955
0044104					
Poll Place	47	48.45%	50	51.55%	97
Vote by Mail	644	56.89%	488	43.11%	1,132
Mail Ballot	0		0		0
Total	691	56.22%	538	43.78%	1,229
0044105					
Poll Place	37	42.53%	50	57.47%	87
Vote by Mail	387	55.60%	309	44.40%	696
Mail Ballot	0		0		0
Total	424	54.15%	359	45.85%	783
0044106					
Poll Place	38	40.86%	55	59.14%	93
Vote by Mail	496	56.75%	378	43.25%	874
Mail Ballot	0		0		0
Total	534	55.22%	433	44.78%	967
0044107					
Poll Place	24	38.10%	39	61.90%	63
Vote by Mail	487	43.95%	621	56.05%	1,108
Mail Ballot	0		0		0
Total	511	43.64%	660	56.36%	1,171
0044112					
Poll Place	27	29.35%	65	70.65%	92
Vote by Mail	276	37.45%	461	62.55%	737
Mail Ballot	0		0		0
Total	303	36.55%	526	63.45%	829

Precinct	Registered Voters
0044113	
Poll Place	803
Vote by Mail	803
Mail Ballot	803
Total	803
0050020	
Poll Place	1,131
Vote by Mail	1,131
Mail Ballot	1,131
Total	1,131
0050180	
Poll Place	1,094
Vote by Mail	1,094
Mail Ballot	1,094
Total	1,094
0050190	
Poll Place	1,444
Vote by Mail	1,444
Mail Ballot	1,444
Total	1,444
0050200	
Poll Place	1,155
Vote by Mail	1,155
Mail Ballot	1,155
Total	1,155
0050211	
Poll Place	1,674
Vote by Mail	1,674
Mail Ballot	1,674
Total	1,674

Precinct	Yes		No		Total Votes
0044113					
Poll Place	47	53.41%	41	46.59%	88
Vote by Mail	263	48.43%	280	51.57%	543
Mail Ballot	0		0		0
Total	310	49.13%	321	50.87%	631
0050020					
Poll Place	74	63.79%	42	36.21%	116
Vote by Mail	274	59.83%	184	40.17%	458
Mail Ballot	0		0		0
Total	348	60.63%	226	39.37%	574
0050180					
Poll Place	53	60.92%	34	39.08%	87
Vote by Mail	333	59.04%	231	40.96%	564
Mail Ballot	0		0		0
Total	386	59.29%	265	40.71%	651
0050190					
Poll Place	72	57.60%	53	42.40%	125
Vote by Mail	379	57.51%	280	42.49%	659
Mail Ballot	0		0		0
Total	451	57.53%	333	42.47%	784
0050200					
Poll Place	59	59.60%	40	40.40%	99
Vote by Mail	325	62.26%	197	37.74%	522
Mail Ballot	0		0		0
Total	384	61.84%	237	38.16%	621
0050211					
Poll Place	101	65.16%	54	34.84%	155
Vote by Mail	557	63.08%	326	36.92%	883
Mail Ballot	0		0		0
Total	658	63.39%	380	36.61%	1,038

Precinct	Registered Voters
0050501	
Poll Place	487
Vote by Mail	487
Mail Ballot	487
Total	487
0050503	
Poll Place	614
Vote by Mail	614
Mail Ballot	614
Total	614
0050505	
Poll Place	691
Vote by Mail	691
Mail Ballot	691
Total	691
0050506	
Poll Place	952
Vote by Mail	952
Mail Ballot	952
Total	952
0050507	
Poll Place	1,131
Vote by Mail	1,131
Mail Ballot	1,131
Total	1,131
0050509	
Poll Place	1,560
Vote by Mail	1,560
Mail Ballot	1,560
Total	1,560

Precinct	Yes		No		Total Votes
0050501					
Poll Place	26	86.67%	4	13.33%	30
Vote by Mail	113	72.90%	42	27.10%	155
Mail Ballot	0		0		0
Total	139	75.14%	46	24.86%	185
0050503					
Poll Place	17	68.00%	8	32.00%	25
Vote by Mail	164	62.84%	97	37.16%	261
Mail Ballot	0		0		0
Total	181	63.29%	105	36.71%	286
0050505					
Poll Place	26	54.17%	22	45.83%	48
Vote by Mail	199	59.23%	137	40.77%	336
Mail Ballot	0		0		0
Total	225	58.59%	159	41.41%	384
0050506					
Poll Place	24	57.14%	18	42.86%	42
Vote by Mail	202	66.01%	104	33.99%	306
Mail Ballot	0		0		0
Total	226	64.94%	122	35.06%	348
0050507					
Poll Place	26	74.29%	9	25.71%	35
Vote by Mail	270	65.38%	143	34.62%	413
Mail Ballot	0		0		0
Total	296	66.07%	152	33.93%	448
0050509					
Poll Place	80	62.50%	48	37.50%	128
Vote by Mail	388	68.07%	182	31.93%	570
Mail Ballot	0		0		0
Total	468	67.05%	230	32.95%	698

Precinct	Registered Voters
0050511	
Poll Place	1,636
Vote by Mail	1,636
Mail Ballot	1,636
Total	1,636
0050514	
Poll Place	1,259
Vote by Mail	1,259
Mail Ballot	1,259
Total	1,259
0050517	
Poll Place	1,091
Vote by Mail	1,091
Mail Ballot	1,091
Total	1,091
0050518	
Poll Place	384
Vote by Mail	384
Mail Ballot	384
Total	384
0050519	
Poll Place	1,525
Vote by Mail	1,525
Mail Ballot	1,525
Total	1,525
0050523	
Poll Place	682
Vote by Mail	682
Mail Ballot	682
Total	682

Precinct	Yes		No		Total Votes
0050511					
Poll Place	41	68.33%	19	31.67%	60
Vote by Mail	369	68.33%	171	31.67%	540
Mail Ballot	0		0		0
Total	410	68.33%	190	31.67%	600
0050514					
Poll Place	54	59.34%	37	40.66%	91
Vote by Mail	404	69.66%	176	30.34%	580
Mail Ballot	0		0		0
Total	458	68.26%	213	31.74%	671
0050517					
Poll Place	55	41.98%	76	58.02%	131
Vote by Mail	365	50.98%	351	49.02%	716
Mail Ballot	0		0		0
Total	420	49.59%	427	50.41%	847
0050518					
Poll Place	19	82.61%	4	17.39%	23
Vote by Mail	125	57.60%	92	42.40%	217
Mail Ballot	0		0		0
Total	144	60.00%	96	40.00%	240
0050519					
Poll Place	60	40.27%	89	59.73%	149
Vote by Mail	491	46.32%	569	53.68%	1,060
Mail Ballot	0		0		0
Total	551	45.57%	658	54.43%	1,209
0050523					
Poll Place	19	59.38%	13	40.63%	32
Vote by Mail	252	61.17%	160	38.83%	412
Mail Ballot	0		0		0
Total	271	61.04%	173	38.96%	444

Precinct	Registered Voters
0050524	
Poll Place	1,571
Vote by Mail	1,571
Mail Ballot	1,571
Total	1,571
0050532	
Poll Place	1,302
Vote by Mail	1,302
Mail Ballot	1,302
Total	1,302
0050536	
Poll Place	489
Vote by Mail	489
Mail Ballot	489
Total	489
0050538	
Poll Place	702
Vote by Mail	702
Mail Ballot	702
Total	702
0050541	
Poll Place	1,081
Vote by Mail	1,081
Mail Ballot	1,081
Total	1,081
0050543	
Poll Place	352
Vote by Mail	352
Mail Ballot	352
Total	352

Precinct	Yes		No		Total Votes
0050524					
Poll Place	71	72.45%	27	27.55%	98
Vote by Mail	475	67.09%	233	32.91%	708
Mail Ballot	0		0		0
Total	546	67.74%	260	32.26%	806
0050532					
Poll Place	24	55.81%	19	44.19%	43
Vote by Mail	355	69.20%	158	30.80%	513
Mail Ballot	0		0		0
Total	379	68.17%	177	31.83%	556
0050536					
Poll Place	24	70.59%	10	29.41%	34
Vote by Mail	184	66.19%	94	33.81%	278
Mail Ballot	0		0		0
Total	208	66.67%	104	33.33%	312
0050538					
Poll Place	51	68.92%	23	31.08%	74
Vote by Mail	266	70.93%	109	29.07%	375
Mail Ballot	0		0		0
Total	317	70.60%	132	29.40%	449
0050541					
Poll Place	27	71.05%	11	28.95%	38
Vote by Mail	369	72.78%	138	27.22%	507
Mail Ballot	0		0		0
Total	396	72.66%	149	27.34%	545
0050543					
Poll Place	12	54.55%	10	45.45%	22
Vote by Mail	106	59.22%	73	40.78%	179
Mail Ballot	0		0		0
Total	118	58.71%	83	41.29%	201

Precinct	Registered Voters
0050545	
Poll Place	1,364
Vote by Mail	1,364
Mail Ballot	1,364
Total	1,364
0050548	
Poll Place	1,202
Vote by Mail	1,202
Mail Ballot	1,202
Total	1,202
0050552	
Poll Place	911
Vote by Mail	911
Mail Ballot	911
Total	911
0050560	
Poll Place	900
Vote by Mail	900
Mail Ballot	900
Total	900
0050576	
Poll Place	1,621
Vote by Mail	1,621
Mail Ballot	1,621
Total	1,621
0050590	
Poll Place	521
Vote by Mail	521
Mail Ballot	521
Total	521

Precinct	Yes		No		Total Votes
0050545					
Poll Place	60	65.93%	31	34.07%	91
Vote by Mail	494	65.87%	256	34.13%	750
Mail Ballot	0		0		0
Total	554	65.87%	287	34.13%	841
0050548					
Poll Place	37	47.44%	41	52.56%	78
Vote by Mail	361	66.12%	185	33.88%	546
Mail Ballot	0		0		0
Total	398	63.78%	226	36.22%	624
0050552					
Poll Place	44	61.11%	28	38.89%	72
Vote by Mail	273	61.21%	173	38.79%	446
Mail Ballot	0		0		0
Total	317	61.20%	201	38.80%	518
0050560					
Poll Place	38	73.08%	14	26.92%	52
Vote by Mail	211	62.61%	126	37.39%	337
Mail Ballot	0		0		0
Total	249	64.01%	140	35.99%	389
0050576					
Poll Place	59	61.46%	37	38.54%	96
Vote by Mail	611	67.59%	293	32.41%	904
Mail Ballot	0		0		0
Total	670	67.00%	330	33.00%	1,000
0050590					
Poll Place	21	61.76%	13	38.24%	34
Vote by Mail	143	70.44%	60	29.56%	203
Mail Ballot	0		0		0
Total	164	69.20%	73	30.80%	237

Precinct	Registered Voters
0050731	
Poll Place	1,136
Vote by Mail	1,136
Mail Ballot	1,136
Total	1,136
0050741	
Poll Place	1,124
Vote by Mail	1,124
Mail Ballot	1,124
Total	1,124
0050742	
Poll Place	1,083
Vote by Mail	1,083
Mail Ballot	1,083
Total	1,083
0050750	
Poll Place	785
Vote by Mail	785
Mail Ballot	785
Total	785
0050751	
Poll Place	422
Vote by Mail	422
Mail Ballot	422
Total	422
0050752	
Poll Place	1,382
Vote by Mail	1,382
Mail Ballot	1,382
Total	1,382

Precinct	Yes		No		Total Votes
0050731					
Poll Place	45	72.58%	17	27.42%	62
Vote by Mail	337	62.99%	198	37.01%	535
Mail Ballot	0		0		0
Total	382	63.99%	215	36.01%	597
0050741					
Poll Place	37	63.79%	21	36.21%	58
Vote by Mail	342	59.07%	237	40.93%	579
Mail Ballot	0		0		0
Total	379	59.50%	258	40.50%	637
0050742					
Poll Place	63	69.23%	28	30.77%	91
Vote by Mail	333	64.91%	180	35.09%	513
Mail Ballot	0		0		0
Total	396	65.56%	208	34.44%	604
0050750					
Poll Place	45	56.96%	34	43.04%	79
Vote by Mail	235	56.49%	181	43.51%	416
Mail Ballot	0		0		0
Total	280	56.57%	215	43.43%	495
0050751					
Poll Place	27	62.79%	16	37.21%	43
Vote by Mail	116	55.77%	92	44.23%	208
Mail Ballot	0		0		0
Total	143	56.97%	108	43.03%	251
0050752					
Poll Place	86	45.26%	104	54.74%	190
Vote by Mail	414	54.05%	352	45.95%	766
Mail Ballot	0		0		0
Total	500	52.30%	456	47.70%	956

Precinct	Registered Voters
0050765	
Poll Place	1,244
Vote by Mail	1,244
Mail Ballot	1,244
Total	1,244
0051180	
Poll Place	982
Vote by Mail	982
Mail Ballot	982
Total	982
0051227	
Poll Place	662
Vote by Mail	662
Mail Ballot	662
Total	662
0051228	
Poll Place	687
Vote by Mail	687
Mail Ballot	687
Total	687
0051310	
Poll Place	476
Vote by Mail	476
Mail Ballot	476
Total	476
0051313	
Poll Place	277
Vote by Mail	277
Mail Ballot	277
Total	277

Precinct	Yes		No		Total Votes
0050765					
Poll Place	49	51.58%	46	48.42%	95
Vote by Mail	388	51.94%	359	48.06%	747
Mail Ballot	0		0		0
Total	437	51.90%	405	48.10%	842
0051180					
Poll Place	46	60.53%	30	39.47%	76
Vote by Mail	214	59.44%	146	40.56%	360
Mail Ballot	0		0		0
Total	260	59.63%	176	40.37%	436
0051227					
Poll Place	41	49.40%	42	50.60%	83
Vote by Mail	194	46.19%	226	53.81%	420
Mail Ballot	0		0		0
Total	235	46.72%	268	53.28%	503
0051228					
Poll Place	37	52.11%	34	47.89%	71
Vote by Mail	185	50.27%	183	49.73%	368
Mail Ballot	0		0		0
Total	222	50.57%	217	49.43%	439
0051310					
Poll Place	31	72.09%	12	27.91%	43
Vote by Mail	109	59.89%	73	40.11%	182
Mail Ballot	0		0		0
Total	140	62.22%	85	37.78%	225
0051313					
Poll Place	12	80.00%	3	20.00%	15
Vote by Mail	66	68.04%	31	31.96%	97
Mail Ballot	0		0		0
Total	78	69.64%	34	30.36%	112

Precinct	Registered Voters
0051331	
Poll Place	1,171
Vote by Mail	1,171
Mail Ballot	1,171
Total	1,171
0051332	
Poll Place	1,189
Vote by Mail	1,189
Mail Ballot	1,189
Total	1,189
0051690	
Poll Place	748
Vote by Mail	748
Mail Ballot	748
Total	748
0051727	
Poll Place	592
Vote by Mail	592
Mail Ballot	592
Total	592
0051728	
Poll Place	559
Vote by Mail	559
Mail Ballot	559
Total	559
0052033	
Poll Place	475
Vote by Mail	475
Mail Ballot	475
Total	475

Precinct	Yes		No		Total Votes
0051331					
Poll Place	54	53.47%	47	46.53%	101
Vote by Mail	366	57.73%	268	42.27%	634
Mail Ballot	0		0		0
Total	420	57.14%	315	42.86%	735
0051332					
Poll Place	36	53.73%	31	46.27%	67
Vote by Mail	387	58.46%	275	41.54%	662
Mail Ballot	0		0		0
Total	423	58.02%	306	41.98%	729
0051690					
Poll Place	30	71.43%	12	28.57%	42
Vote by Mail	184	69.70%	80	30.30%	264
Mail Ballot	0		0		0
Total	214	69.93%	92	30.07%	306
0051727					
Poll Place	35	42.68%	47	57.32%	82
Vote by Mail	168	50.00%	168	50.00%	336
Mail Ballot	0		0		0
Total	203	48.56%	215	51.44%	418
0051728					
Poll Place	33	48.53%	35	51.47%	68
Vote by Mail	188	61.84%	116	38.16%	304
Mail Ballot	0		0		0
Total	221	59.41%	151	40.59%	372
0052033					
Poll Place	21	67.74%	10	32.26%	31
Vote by Mail	90	65.69%	47	34.31%	137
Mail Ballot	0		0		0
Total	111	66.07%	57	33.93%	168

Precinct	Registered Voters
0052034	
Poll Place	797
Vote by Mail	797
Mail Ballot	797
Total	797
0052070	
Poll Place	978
Vote by Mail	978
Mail Ballot	978
Total	978
0052080	
Poll Place	1,001
Vote by Mail	1,001
Mail Ballot	1,001
Total	1,001
0052110	
Poll Place	895
Vote by Mail	895
Mail Ballot	895
Total	895
0052180	
Poll Place	753
Vote by Mail	753
Mail Ballot	753
Total	753
0052182	
Poll Place	641
Vote by Mail	641
Mail Ballot	641
Total	641

Precinct	Yes		No		Total Votes
0052034					
Poll Place	40	57.97%	29	42.03%	69
Vote by Mail	192	57.66%	141	42.34%	333
Mail Ballot	0		0		0
Total	232	57.71%	170	42.29%	402
0052070					
Poll Place	51	61.45%	32	38.55%	83
Vote by Mail	244	62.24%	148	37.76%	392
Mail Ballot	0		0		0
Total	295	62.11%	180	37.89%	475
0052080					
Poll Place	39	68.42%	18	31.58%	57
Vote by Mail	251	65.54%	132	34.46%	383
Mail Ballot	0		0		0
Total	290	65.91%	150	34.09%	440
0052110					
Poll Place	39	66.10%	20	33.90%	59
Vote by Mail	218	69.21%	97	30.79%	315
Mail Ballot	0		0		0
Total	257	68.72%	117	31.28%	374
0052180					
Poll Place	43	63.24%	25	36.76%	68
Vote by Mail	239	67.32%	116	32.68%	355
Mail Ballot	0		0		0
Total	282	66.67%	141	33.33%	423
0052182					
Poll Place	17	54.84%	14	45.16%	31
Vote by Mail	189	60.19%	125	39.81%	314
Mail Ballot	0		0		0
Total	206	59.71%	139	40.29%	345

Precinct	Registered Voters
0052183	
Poll Place	929
Vote by Mail	929
Mail Ballot	929
Total	929
0052184	
Poll Place	890
Vote by Mail	890
Mail Ballot	890
Total	890
0052185	
Poll Place	410
Vote by Mail	410
Mail Ballot	410
Total	410
0052400	
Poll Place	1,170
Vote by Mail	1,170
Mail Ballot	1,170
Total	1,170
0052490	
Poll Place	1,059
Vote by Mail	1,059
Mail Ballot	1,059
Total	1,059
7010010	
Poll Place	2
Vote by Mail	2
Mail Ballot	2
Total	2

Precinct	Yes		No		Total Votes
0052183					
Poll Place	52	61.90%	32	38.10%	84
Vote by Mail	264	65.02%	142	34.98%	406
Mail Ballot	0		0		0
Total	316	64.49%	174	35.51%	490
0052184					
Poll Place	43	67.19%	21	32.81%	64
Vote by Mail	283	65.51%	149	34.49%	432
Mail Ballot	0		0		0
Total	326	65.73%	170	34.27%	496
0052185					
Poll Place	31	55.36%	25	44.64%	56
Vote by Mail	96	58.54%	68	41.46%	164
Mail Ballot	0		0		0
Total	127	57.73%	93	42.27%	220
0052400					
Poll Place	19	42.22%	26	57.78%	45
Vote by Mail	294	62.69%	175	37.31%	469
Mail Ballot	0		0		0
Total	313	60.89%	201	39.11%	514
0052490					
Poll Place	50	66.67%	25	33.33%	75
Vote by Mail	309	65.47%	163	34.53%	472
Mail Ballot	0		0		0
Total	359	65.63%	188	34.37%	547
7010010					
Poll Place	0		0		0
Vote by Mail	0		0		0
Mail Ballot	0	0.00%	2	100.00%	2
Total	0	0.00%	2	100.00%	2

Precinct	Registered Voters
7010015	
Poll Place	3
Vote by Mail	3
Mail Ballot	3
Total	3
7010050	
Poll Place	13
Vote by Mail	13
Mail Ballot	13
Total	13
7010080	
Poll Place	250
Vote by Mail	250
Mail Ballot	250
Total	250
7010084	
Poll Place	119
Vote by Mail	119
Mail Ballot	119
Total	119
7010085	
Poll Place	367
Vote by Mail	367
Mail Ballot	367
Total	367
7010090	
Poll Place	205
Vote by Mail	205
Mail Ballot	205
Total	205

Precinct	Yes		No		Total Votes
7010015					
Poll Place	0		0		0
Vote by Mail	0		0		0
Mail Ballot	1	50.00%	1	50.00%	2
Total	1	50.00%	1	50.00%	2
7010050					
Poll Place	0		0		0
Vote by Mail	0		0		0
Mail Ballot	3	50.00%	3	50.00%	6
Total	3	50.00%	3	50.00%	6
7010080					
Poll Place	0		0		0
Vote by Mail	0		0		0
Mail Ballot	75	34.56%	142	65.44%	217
Total	75	34.56%	142	65.44%	217
7010084					
Poll Place	0		0		0
Vote by Mail	0		0		0
Mail Ballot	31	45.59%	37	54.41%	68
Total	31	45.59%	37	54.41%	68
7010085					
Poll Place	0		0		0
Vote by Mail	0		0		0
Mail Ballot	94	30.03%	219	69.97%	313
Total	94	30.03%	219	69.97%	313
7010090					
Poll Place	0		0		0
Vote by Mail	0		0		0
Mail Ballot	55	38.46%	88	61.54%	143
Total	55	38.46%	88	61.54%	143

Precinct	Registered Voters
7010225	
Poll Place	3
Vote by Mail	3
Mail Ballot	3
Total	3
7010226	
Poll Place	80
Vote by Mail	80
Mail Ballot	80
Total	80
7010229	
Poll Place	96
Vote by Mail	96
Mail Ballot	96
Total	96
7011135	
Poll Place	65
Vote by Mail	65
Mail Ballot	65
Total	65
7011153	
Poll Place	371
Vote by Mail	371
Mail Ballot	371
Total	371
7011171	
Poll Place	151
Vote by Mail	151
Mail Ballot	151
Total	151

Precinct	Yes		No		Total Votes
7010225					
Poll Place	0		0		0
Vote by Mail	0		0		0
Mail Ballot	2	66.67%	1	33.33%	3
Total	2	66.67%	1	33.33%	3
7010226					
Poll Place	0		0		0
Vote by Mail	0		0		0
Mail Ballot	26	38.81%	41	61.19%	67
Total	26	38.81%	41	61.19%	67
7010229					
Poll Place	0		0		0
Vote by Mail	0		0		0
Mail Ballot	37	63.79%	21	36.21%	58
Total	37	63.79%	21	36.21%	58
7011135					
Poll Place	0		0		0
Vote by Mail	0		0		0
Mail Ballot	20	47.62%	22	52.38%	42
Total	20	47.62%	22	52.38%	42
7011153					
Poll Place	0		0		0
Vote by Mail	0		0		0
Mail Ballot	121	51.49%	114	48.51%	235
Total	121	51.49%	114	48.51%	235
7011171					
Poll Place	0		0		0
Vote by Mail	0		0		0
Mail Ballot	45	48.91%	47	51.09%	92
Total	45	48.91%	47	51.09%	92

Precinct	Registered Voters
7011200	
Poll Place	0
Vote by Mail	0
Mail Ballot	0
Total	0
7011202	
Poll Place	244
Vote by Mail	244
Mail Ballot	244
Total	244
7011208	
Poll Place	11
Vote by Mail	11
Mail Ballot	11
Total	11
7011209	
Poll Place	191
Vote by Mail	191
Mail Ballot	191
Total	191
7011290	
Poll Place	224
Vote by Mail	224
Mail Ballot	224
Total	224
7011382	
Poll Place	14
Vote by Mail	14
Mail Ballot	14
Total	14

Precinct	Yes		No		Total Votes
7011200					
Poll Place	0		0		0
Vote by Mail	0		0		0
Mail Ballot	0		0		0
Total	0		0		0
7011202					
Poll Place	0		0		0
Vote by Mail	0		0		0
Mail Ballot	70	40.46%	103	59.54%	173
Total	70	40.46%	103	59.54%	173
7011208					
Poll Place	0		0		0
Vote by Mail	0		0		0
Mail Ballot	1	16.67%	5	83.33%	6
Total	1	16.67%	5	83.33%	6
7011209					
Poll Place	0		0		0
Vote by Mail	0		0		0
Mail Ballot	55	61.80%	34	38.20%	89
Total	55	61.80%	34	38.20%	89
7011290					
Poll Place	0		0		0
Vote by Mail	0		0		0
Mail Ballot	53	32.12%	112	67.88%	165
Total	53	32.12%	112	67.88%	165
7011382					
Poll Place	0		0		0
Vote by Mail	0		0		0
Mail Ballot	0	0.00%	9	100.00%	9
Total	0	0.00%	9	100.00%	9

Precinct	Registered Voters
7011391	
Poll Place	26
Vote by Mail	26
Mail Ballot	26
Total	26
7011538	
Poll Place	176
Vote by Mail	176
Mail Ballot	176
Total	176
7011541	
Poll Place	1
Vote by Mail	1
Mail Ballot	1
Total	1
7011542	
Poll Place	5
Vote by Mail	5
Mail Ballot	5
Total	5
7011627	
Poll Place	0
Vote by Mail	0
Mail Ballot	0
Total	0
7011632	
Poll Place	92
Vote by Mail	92
Mail Ballot	92
Total	92

Precinct	Yes		No		Total Votes
7011391					
Poll Place	0		0		0
Vote by Mail	0		0		0
Mail Ballot	11	50.00%	11	50.00%	22
Total	11	50.00%	11	50.00%	22
7011538					
Poll Place	0		0		0
Vote by Mail	0		0		0
Mail Ballot	40	27.21%	107	72.79%	147
Total	40	27.21%	107	72.79%	147
7011541					
Poll Place	0		0		0
Vote by Mail	0		0		0
Mail Ballot	0	0.00%	1	100.00%	1
Total	0	0.00%	1	100.00%	1
7011542					
Poll Place	0		0		0
Vote by Mail	0		0		0
Mail Ballot	0	0.00%	1	100.00%	1
Total	0	0.00%	1	100.00%	1
7011627					
Poll Place	0		0		0
Vote by Mail	0		0		0
Mail Ballot	0		0		0
Total	0		0		0
7011632					
Poll Place	0		0		0
Vote by Mail	0		0		0
Mail Ballot	30	51.72%	28	48.28%	58
Total	30	51.72%	28	48.28%	58

Precinct	Registered Voters
7011683	
Poll Place	35
Vote by Mail	35
Mail Ballot	35
Total	35
7011703	
Poll Place	96
Vote by Mail	96
Mail Ballot	96
Total	96
7011719	
Poll Place	250
Vote by Mail	250
Mail Ballot	250
Total	250
7011759	
Poll Place	0
Vote by Mail	0
Mail Ballot	0
Total	0
7011760	
Poll Place	0
Vote by Mail	0
Mail Ballot	0
Total	0
7011773	
Poll Place	267
Vote by Mail	267
Mail Ballot	267
Total	267

Precinct	Yes		No		Total Votes
7011683					
Poll Place	0		0		0
Vote by Mail	0		0		0
Mail Ballot	7	26.92%	19	73.08%	26
Total	7	26.92%	19	73.08%	26
7011703					
Poll Place	0		0		0
Vote by Mail	0		0		0
Mail Ballot	16	18.82%	69	81.18%	85
Total	16	18.82%	69	81.18%	85
7011719					
Poll Place	0		0		0
Vote by Mail	0		0		0
Mail Ballot	80	42.78%	107	57.22%	187
Total	80	42.78%	107	57.22%	187
7011759					
Poll Place	0		0		0
Vote by Mail	0		0		0
Mail Ballot	0		0		0
Total	0		0		0
7011760					
Poll Place	0		0		0
Vote by Mail	0		0		0
Mail Ballot	0		0		0
Total	0		0		0
7011773					
Poll Place	0		0		0
Vote by Mail	0		0		0
Mail Ballot	72	31.03%	160	68.97%	232
Total	72	31.03%	160	68.97%	232

Precinct	Registered Voters
7011820	
Poll Place	90
Vote by Mail	90
Mail Ballot	90
Total	90
7011835	
Poll Place	0
Vote by Mail	0
Mail Ballot	0
Total	0
7011840	
Poll Place	21
Vote by Mail	21
Mail Ballot	21
Total	21
7011870	
Poll Place	11
Vote by Mail	11
Mail Ballot	11
Total	11
7011880	
Poll Place	0
Vote by Mail	0
Mail Ballot	0
Total	0
7011900	
Poll Place	133
Vote by Mail	133
Mail Ballot	133
Total	133

Precinct	Yes		No		Total Votes
7011820					
Poll Place	0		0		0
Vote by Mail	0		0		0
Mail Ballot	25	33.33%	50	66.67%	75
Total	25	33.33%	50	66.67%	75
7011835					
Poll Place	0		0		0
Vote by Mail	0		0		0
Mail Ballot	0		0		0
Total	0		0		0
7011840					
Poll Place	0		0		0
Vote by Mail	0		0		0
Mail Ballot	4	23.53%	13	76.47%	17
Total	4	23.53%	13	76.47%	17
7011870					
Poll Place	0		0		0
Vote by Mail	0		0		0
Mail Ballot	6	66.67%	3	33.33%	9
Total	6	66.67%	3	33.33%	9
7011880					
Poll Place	0		0		0
Vote by Mail	0		0		0
Mail Ballot	0		0		0
Total	0		0		0
7011900					
Poll Place	0		0		0
Vote by Mail	0		0		0
Mail Ballot	21	18.58%	92	81.42%	113
Total	21	18.58%	92	81.42%	113

Precinct	Registered Voters
7011915	
Poll Place	46
Vote by Mail	46
Mail Ballot	46
Total	46
7011922	
Poll Place	208
Vote by Mail	208
Mail Ballot	208
Total	208
7011983	
Poll Place	35
Vote by Mail	35
Mail Ballot	35
Total	35
7011999	
Poll Place	141
Vote by Mail	141
Mail Ballot	141
Total	141
7012010	
Poll Place	54
Vote by Mail	54
Mail Ballot	54
Total	54
7012013	
Poll Place	0
Vote by Mail	0
Mail Ballot	0
Total	0

Precinct	Yes		No		Total Votes
7011915					
Poll Place	0		0		0
Vote by Mail	0		0		0
Mail Ballot	9	26.47%	25	73.53%	34
Total	9	26.47%	25	73.53%	34
7011922					
Poll Place	0		0		0
Vote by Mail	0		0		0
Mail Ballot	52	33.55%	103	66.45%	155
Total	52	33.55%	103	66.45%	155
7011983					
Poll Place	0		0		0
Vote by Mail	0		0		0
Mail Ballot	4	14.81%	23	85.19%	27
Total	4	14.81%	23	85.19%	27
7011999					
Poll Place	0		0		0
Vote by Mail	0		0		0
Mail Ballot	28	22.40%	97	77.60%	125
Total	28	22.40%	97	77.60%	125
7012010					
Poll Place	0		0		0
Vote by Mail	0		0		0
Mail Ballot	8	17.39%	38	82.61%	46
Total	8	17.39%	38	82.61%	46
7012013					
Poll Place	0		0		0
Vote by Mail	0		0		0
Mail Ballot	0		0		0
Total	0		0		0

Precinct	Registered Voters
7012056	
Poll Place	45
Vote by Mail	45
Mail Ballot	45
Total	45
7012160	
Poll Place	261
Vote by Mail	261
Mail Ballot	261
Total	261
7012162	
Poll Place	0
Vote by Mail	0
Mail Ballot	0
Total	0
7012164	
Poll Place	129
Vote by Mail	129
Mail Ballot	129
Total	129
7012277	
Poll Place	243
Vote by Mail	243
Mail Ballot	243
Total	243
7012397	
Poll Place	85
Vote by Mail	85
Mail Ballot	85
Total	85

Precinct	Yes		No		Total Votes
7012056					
Poll Place	0		0		0
Vote by Mail	0		0		0
Mail Ballot	8	23.53%	26	76.47%	34
Total	8	23.53%	26	76.47%	34
7012160					
Poll Place	0		0		0
Vote by Mail	0		0		0
Mail Ballot	82	40.39%	121	59.61%	203
Total	82	40.39%	121	59.61%	203
7012162					
Poll Place	0		0		0
Vote by Mail	0		0		0
Mail Ballot	0		0		0
Total	0		0		0
7012164					
Poll Place	0		0		0
Vote by Mail	0		0		0
Mail Ballot	53	50.00%	53	50.00%	106
Total	53	50.00%	53	50.00%	106
7012277					
Poll Place	0		0		0
Vote by Mail	0		0		0
Mail Ballot	57	29.84%	134	70.16%	191
Total	57	29.84%	134	70.16%	191
7012397					
Poll Place	0		0		0
Vote by Mail	0		0		0
Mail Ballot	18	40.91%	26	59.09%	44
Total	18	40.91%	26	59.09%	44

Precinct	Registered Voters
7012413	
Poll Place	274
Vote by Mail	274
Mail Ballot	274
Total	274
7012712	
Poll Place	50
Vote by Mail	50
Mail Ballot	50
Total	50
7012757	
Poll Place	114
Vote by Mail	114
Mail Ballot	114
Total	114
7012856	
Poll Place	125
Vote by Mail	125
Mail Ballot	125
Total	125
7012912	
Poll Place	20
Vote by Mail	20
Mail Ballot	20
Total	20
7012937	
Poll Place	101
Vote by Mail	101
Mail Ballot	101
Total	101

Precinct	Yes		No		Total Votes
7012413					
Poll Place	0		0		0
Vote by Mail	0		0		0
Mail Ballot	98	65.33%	52	34.67%	150
Total	98	65.33%	52	34.67%	150
7012712					
Poll Place	0		0		0
Vote by Mail	0		0		0
Mail Ballot	14	33.33%	28	66.67%	42
Total	14	33.33%	28	66.67%	42
7012757					
Poll Place	0		0		0
Vote by Mail	0		0		0
Mail Ballot	28	36.84%	48	63.16%	76
Total	28	36.84%	48	63.16%	76
7012856					
Poll Place	0		0		0
Vote by Mail	0		0		0
Mail Ballot	40	40.00%	60	60.00%	100
Total	40	40.00%	60	60.00%	100
7012912					
Poll Place	0		0		0
Vote by Mail	0		0		0
Mail Ballot	3	23.08%	10	76.92%	13
Total	3	23.08%	10	76.92%	13
7012937					
Poll Place	0		0		0
Vote by Mail	0		0		0
Mail Ballot	46	85.19%	8	14.81%	54
Total	46	85.19%	8	14.81%	54

Precinct	Registered Voters
7012992	
Poll Place	39
Vote by Mail	39
Mail Ballot	39
Total	39
7013047	
Poll Place	207
Vote by Mail	207
Mail Ballot	207
Total	207
7013068	
Poll Place	7
Vote by Mail	7
Mail Ballot	7
Total	7
7013095	
Poll Place	238
Vote by Mail	238
Mail Ballot	238
Total	238
7013102	
Poll Place	27
Vote by Mail	27
Mail Ballot	27
Total	27
7013104	
Poll Place	2
Vote by Mail	2
Mail Ballot	2
Total	2

Precinct	Yes		No		Total Votes
7012992					
Poll Place	0		0		0
Vote by Mail	0		0		0
Mail Ballot	11	33.33%	22	66.67%	33
Total	11	33.33%	22	66.67%	33
7013047					
Poll Place	0		0		0
Vote by Mail	0		0		0
Mail Ballot	44	27.67%	115	72.33%	159
Total	44	27.67%	115	72.33%	159
7013068					
Poll Place	0		0		0
Vote by Mail	0		0		0
Mail Ballot	3	50.00%	3	50.00%	6
Total	3	50.00%	3	50.00%	6
7013095					
Poll Place	0		0		0
Vote by Mail	0		0		0
Mail Ballot	62	53.45%	54	46.55%	116
Total	62	53.45%	54	46.55%	116
7013102					
Poll Place	0		0		0
Vote by Mail	0		0		0
Mail Ballot	4	14.81%	23	85.19%	27
Total	4	14.81%	23	85.19%	27
7013104					
Poll Place	0		0		0
Vote by Mail	0		0		0
Mail Ballot	2	100.00%	0	0.00%	2
Total	2	100.00%	0	0.00%	2

Precinct	Registered Voters
7013105	
Poll Place	36
Vote by Mail	36
Mail Ballot	36
Total	36
7013106	
Poll Place	223
Vote by Mail	223
Mail Ballot	223
Total	223
7013112	
Poll Place	13
Vote by Mail	13
Mail Ballot	13
Total	13
7013114	
Poll Place	1,016
Vote by Mail	1,016
Mail Ballot	1,016
Total	1,016
7013115	
Poll Place	6
Vote by Mail	6
Mail Ballot	6
Total	6
7013134	
Poll Place	0
Vote by Mail	0
Mail Ballot	0
Total	0

Precinct	Yes		No		Total Votes
7013105					
Poll Place	0		0		0
Vote by Mail	0		0		0
Mail Ballot	14	66.67%	7	33.33%	21
Total	14	66.67%	7	33.33%	21
7013106					
Poll Place	0		0		0
Vote by Mail	0		0		0
Mail Ballot	71	42.26%	97	57.74%	168
Total	71	42.26%	97	57.74%	168
7013112					
Poll Place	0		0		0
Vote by Mail	0		0		0
Mail Ballot	3	37.50%	5	62.50%	8
Total	3	37.50%	5	62.50%	8
7013114					
Poll Place	0		0		0
Vote by Mail	0		0		0
Mail Ballot	405	49.39%	415	50.61%	820
Total	405	49.39%	415	50.61%	820
7013115					
Poll Place	0		0		0
Vote by Mail	0		0		0
Mail Ballot	2	50.00%	2	50.00%	4
Total	2	50.00%	2	50.00%	4
7013134					
Poll Place	0		0		0
Vote by Mail	0		0		0
Mail Ballot	0		0		0
Total	0		0		0

Precinct	Registered Voters
7013182	
Poll Place	66
Vote by Mail	66
Mail Ballot	66
Total	66
7013369	
Poll Place	163
Vote by Mail	163
Mail Ballot	163
Total	163
7013507	
Poll Place	0
Vote by Mail	0
Mail Ballot	0
Total	0
7013569	
Poll Place	0
Vote by Mail	0
Mail Ballot	0
Total	0
7015125	
Poll Place	9
Vote by Mail	9
Mail Ballot	9
Total	9
7015128	
Poll Place	341
Vote by Mail	341
Mail Ballot	341
Total	341

Precinct	Yes		No		Total Votes
7013182					
Poll Place	0		0		0
Vote by Mail	0		0		0
Mail Ballot	13	23.64%	42	76.36%	55
Total	13	23.64%	42	76.36%	55
7013369					
Poll Place	0		0		0
Vote by Mail	0		0		0
Mail Ballot	60	55.05%	49	44.95%	109
Total	60	55.05%	49	44.95%	109
7013507					
Poll Place	0		0		0
Vote by Mail	0		0		0
Mail Ballot	0		0		0
Total	0		0		0
7013569					
Poll Place	0		0		0
Vote by Mail	0		0		0
Mail Ballot	0		0		0
Total	0		0		0
7015125					
Poll Place	0		0		0
Vote by Mail	0		0		0
Mail Ballot	0	0.00%	7	100.00%	7
Total	0	0.00%	7	100.00%	7
7015128					
Poll Place	0		0		0
Vote by Mail	0		0		0
Mail Ballot	122	42.21%	167	57.79%	289
Total	122	42.21%	167	57.79%	289

Precinct	Registered Voters
7015131	
Poll Place	176
Vote by Mail	176
Mail Ballot	176
Total	176
7015134	
Poll Place	0
Vote by Mail	0
Mail Ballot	0
Total	0
7020012	
Poll Place	212
Vote by Mail	212
Mail Ballot	212
Total	212
7020014	
Poll Place	97
Vote by Mail	97
Mail Ballot	97
Total	97
7020034	
Poll Place	46
Vote by Mail	46
Mail Ballot	46
Total	46
7020036	
Poll Place	274
Vote by Mail	274
Mail Ballot	274
Total	274

Precinct	Yes		No		Total Votes
7015131					
Poll Place	0		0		0
Vote by Mail	0		0		0
Mail Ballot	62	52.54%	56	47.46%	118
Total	62	52.54%	56	47.46%	118
7015134					
Poll Place	0		0		0
Vote by Mail	0		0		0
Mail Ballot	0		0		0
Total	0		0		0
7020012					
Poll Place	0		0		0
Vote by Mail	0		0		0
Mail Ballot	61	34.86%	114	65.14%	175
Total	61	34.86%	114	65.14%	175
7020014					
Poll Place	0		0		0
Vote by Mail	0		0		0
Mail Ballot	26	32.50%	54	67.50%	80
Total	26	32.50%	54	67.50%	80
7020034					
Poll Place	0		0		0
Vote by Mail	0		0		0
Mail Ballot	17	53.13%	15	46.88%	32
Total	17	53.13%	15	46.88%	32
7020036					
Poll Place	0		0		0
Vote by Mail	0		0		0
Mail Ballot	104	69.33%	46	30.67%	150
Total	104	69.33%	46	30.67%	150

Precinct	Registered Voters
7020110	
Poll Place	248
Vote by Mail	248
Mail Ballot	248
Total	248
7020143	
Poll Place	1
Vote by Mail	1
Mail Ballot	1
Total	1
7020175	
Poll Place	59
Vote by Mail	59
Mail Ballot	59
Total	59
7020176	
Poll Place	0
Vote by Mail	0
Mail Ballot	0
Total	0
7020250	
Poll Place	287
Vote by Mail	287
Mail Ballot	287
Total	287
7020264	
Poll Place	1
Vote by Mail	1
Mail Ballot	1
Total	1

Precinct	Yes		No		Total Votes
7020110					
Poll Place	0		0		0
Vote by Mail	0		0		0
Mail Ballot	72	34.95%	134	65.05%	206
Total	72	34.95%	134	65.05%	206
7020143					
Poll Place	0		0		0
Vote by Mail	0		0		0
Mail Ballot	0		0		0
Total	0		0		0
7020175					
Poll Place	0		0		0
Vote by Mail	0		0		0
Mail Ballot	16	34.78%	30	65.22%	46
Total	16	34.78%	30	65.22%	46
7020176					
Poll Place	0		0		0
Vote by Mail	0		0		0
Mail Ballot	0		0		0
Total	0		0		0
7020250					
Poll Place	0		0		0
Vote by Mail	0		0		0
Mail Ballot	76	38.38%	122	61.62%	198
Total	76	38.38%	122	61.62%	198
7020264					
Poll Place	0		0		0
Vote by Mail	0		0		0
Mail Ballot	1	100.00%	0	0.00%	1
Total	1	100.00%	0	0.00%	1

Precinct	Registered Voters
7020266	
Poll Place	320
Vote by Mail	320
Mail Ballot	320
Total	320
7020267	
Poll Place	9
Vote by Mail	9
Mail Ballot	9
Total	9
7020281	
Poll Place	22
Vote by Mail	22
Mail Ballot	22
Total	22
7021136	
Poll Place	0
Vote by Mail	0
Mail Ballot	0
Total	0
7021138	
Poll Place	38
Vote by Mail	38
Mail Ballot	38
Total	38
7021139	
Poll Place	111
Vote by Mail	111
Mail Ballot	111
Total	111

Precinct	Yes		No		Total Votes
7020266					
Poll Place	0		0		0
Vote by Mail	0		0		0
Mail Ballot	92	51.69%	86	48.31%	178
Total	92	51.69%	86	48.31%	178
7020267					
Poll Place	0		0		0
Vote by Mail	0		0		0
Mail Ballot	2	33.33%	4	66.67%	6
Total	2	33.33%	4	66.67%	6
7020281					
Poll Place	0		0		0
Vote by Mail	0		0		0
Mail Ballot	9	56.25%	7	43.75%	16
Total	9	56.25%	7	43.75%	16
7021136					
Poll Place	0		0		0
Vote by Mail	0		0		0
Mail Ballot	0		0		0
Total	0		0		0
7021138					
Poll Place	0		0		0
Vote by Mail	0		0		0
Mail Ballot	8	50.00%	8	50.00%	16
Total	8	50.00%	8	50.00%	16
7021139					
Poll Place	0		0		0
Vote by Mail	0		0		0
Mail Ballot	29	29.00%	71	71.00%	100
Total	29	29.00%	71	71.00%	100

Precinct	Registered Voters
7021222	
Poll Place	16
Vote by Mail	16
Mail Ballot	16
Total	16
7021230	
Poll Place	0
Vote by Mail	0
Mail Ballot	0
Total	0
7021231	
Poll Place	16
Vote by Mail	16
Mail Ballot	16
Total	16
7021235	
Poll Place	147
Vote by Mail	147
Mail Ballot	147
Total	147
7021257	
Poll Place	42
Vote by Mail	42
Mail Ballot	42
Total	42
7021261	
Poll Place	64
Vote by Mail	64
Mail Ballot	64
Total	64

Precinct	Yes		No		Total Votes
7021222					
Poll Place	0		0		0
Vote by Mail	0		0		0
Mail Ballot	8	80.00%	2	20.00%	10
Total	8	80.00%	2	20.00%	10
7021230					
Poll Place	0		0		0
Vote by Mail	0		0		0
Mail Ballot	0		0		0
Total	0		0		0
7021231					
Poll Place	0		0		0
Vote by Mail	0		0		0
Mail Ballot	10	66.67%	5	33.33%	15
Total	10	66.67%	5	33.33%	15
7021235					
Poll Place	0		0		0
Vote by Mail	0		0		0
Mail Ballot	47	46.53%	54	53.47%	101
Total	47	46.53%	54	53.47%	101
7021257					
Poll Place	0		0		0
Vote by Mail	0		0		0
Mail Ballot	10	43.48%	13	56.52%	23
Total	10	43.48%	13	56.52%	23
7021261					
Poll Place	0		0		0
Vote by Mail	0		0		0
Mail Ballot	21	44.68%	26	55.32%	47
Total	21	44.68%	26	55.32%	47

Precinct	Registered Voters
7021276	
Poll Place	0
Vote by Mail	0
Mail Ballot	0
Total	0
7021279	
Poll Place	50
Vote by Mail	50
Mail Ballot	50
Total	50
7021301	
Poll Place	136
Vote by Mail	136
Mail Ballot	136
Total	136
7021304	
Poll Place	114
Vote by Mail	114
Mail Ballot	114
Total	114
7021381	
Poll Place	0
Vote by Mail	0
Mail Ballot	0
Total	0
7021387	
Poll Place	127
Vote by Mail	127
Mail Ballot	127
Total	127

Precinct	Yes		No		Total Votes
7021276					
Poll Place	0		0		0
Vote by Mail	0		0		0
Mail Ballot	0		0		0
Total	0		0		0
7021279					
Poll Place	0		0		0
Vote by Mail	0		0		0
Mail Ballot	16	45.71%	19	54.29%	35
Total	16	45.71%	19	54.29%	35
7021301					
Poll Place	0		0		0
Vote by Mail	0		0		0
Mail Ballot	32	32.65%	66	67.35%	98
Total	32	32.65%	66	67.35%	98
7021304					
Poll Place	0		0		0
Vote by Mail	0		0		0
Mail Ballot	32	45.07%	39	54.93%	71
Total	32	45.07%	39	54.93%	71
7021381					
Poll Place	0		0		0
Vote by Mail	0		0		0
Mail Ballot	0		0		0
Total	0		0		0
7021387					
Poll Place	0		0		0
Vote by Mail	0		0		0
Mail Ballot	33	34.74%	62	65.26%	95
Total	33	34.74%	62	65.26%	95

Precinct	Registered Voters
7021477	
Poll Place	97
Vote by Mail	97
Mail Ballot	97
Total	97
7021493	
Poll Place	0
Vote by Mail	0
Mail Ballot	0
Total	0
7021494	
Poll Place	0
Vote by Mail	0
Mail Ballot	0
Total	0
7021501	
Poll Place	19
Vote by Mail	19
Mail Ballot	19
Total	19
7021514	
Poll Place	255
Vote by Mail	255
Mail Ballot	255
Total	255
7021527	
Poll Place	159
Vote by Mail	159
Mail Ballot	159
Total	159

Precinct	Yes		No		Total Votes
7021477					
Poll Place	0		0		0
Vote by Mail	0		0		0
Mail Ballot	19	24.68%	58	75.32%	77
Total	19	24.68%	58	75.32%	77
7021493					
Poll Place	0		0		0
Vote by Mail	0		0		0
Mail Ballot	0		0		0
Total	0		0		0
7021494					
Poll Place	0		0		0
Vote by Mail	0		0		0
Mail Ballot	0		0		0
Total	0		0		0
7021501					
Poll Place	0		0		0
Vote by Mail	0		0		0
Mail Ballot	5	33.33%	10	66.67%	15
Total	5	33.33%	10	66.67%	15
7021514					
Poll Place	0		0		0
Vote by Mail	0		0		0
Mail Ballot	61	31.12%	135	68.88%	196
Total	61	31.12%	135	68.88%	196
7021527					
Poll Place	0		0		0
Vote by Mail	0		0		0
Mail Ballot	40	39.22%	62	60.78%	102
Total	40	39.22%	62	60.78%	102

Precinct	Registered Voters
7021637	
Poll Place	8
Vote by Mail	8
Mail Ballot	8
Total	8
7021717	
Poll Place	8
Vote by Mail	8
Mail Ballot	8
Total	8
7021752	
Poll Place	65
Vote by Mail	65
Mail Ballot	65
Total	65
7021879	
Poll Place	0
Vote by Mail	0
Mail Ballot	0
Total	0
7021905	
Poll Place	2
Vote by Mail	2
Mail Ballot	2
Total	2
7021923	
Poll Place	123
Vote by Mail	123
Mail Ballot	123
Total	123

Precinct	Yes		No		Total Votes
7021637					
Poll Place	0		0		0
Vote by Mail	0		0		0
Mail Ballot	2	25.00%	6	75.00%	8
Total	2	25.00%	6	75.00%	8
7021717					
Poll Place	0		0		0
Vote by Mail	0		0		0
Mail Ballot	1	14.29%	6	85.71%	7
Total	1	14.29%	6	85.71%	7
7021752					
Poll Place	0		0		0
Vote by Mail	0		0		0
Mail Ballot	19	63.33%	11	36.67%	30
Total	19	63.33%	11	36.67%	30
7021879					
Poll Place	0		0		0
Vote by Mail	0		0		0
Mail Ballot	0		0		0
Total	0		0		0
7021905					
Poll Place	0		0		0
Vote by Mail	0		0		0
Mail Ballot	1	100.00%	0	0.00%	1
Total	1	100.00%	0	0.00%	1
7021923					
Poll Place	0		0		0
Vote by Mail	0		0		0
Mail Ballot	26	27.37%	69	72.63%	95
Total	26	27.37%	69	72.63%	95

Precinct	Registered Voters
7021924	
Poll Place	227
Vote by Mail	227
Mail Ballot	227
Total	227
7021925	
Poll Place	177
Vote by Mail	177
Mail Ballot	177
Total	177
7021927	
Poll Place	0
Vote by Mail	0
Mail Ballot	0
Total	0
7022001	
Poll Place	47
Vote by Mail	47
Mail Ballot	47
Total	47
7022205	
Poll Place	254
Vote by Mail	254
Mail Ballot	254
Total	254
7022007	
Poll Place	121
Vote by Mail	121
Mail Ballot	121
Total	121

Precinct	Yes		No		Total Votes
7021924					
Poll Place	0		0		0
Vote by Mail	0		0		0
Mail Ballot	69	39.20%	107	60.80%	176
Total	69	39.20%	107	60.80%	176
7021925					
Poll Place	0		0		0
Vote by Mail	0		0		0
Mail Ballot	53	38.13%	86	61.87%	139
Total	53	38.13%	86	61.87%	139
7021927					
Poll Place	0		0		0
Vote by Mail	0		0		0
Mail Ballot	0		0		0
Total	0		0		0
7022001					
Poll Place	0		0		0
Vote by Mail	0		0		0
Mail Ballot	12	63.16%	7	36.84%	19
Total	12	63.16%	7	36.84%	19
7022205					
Poll Place	0		0		0
Vote by Mail	0		0		0
Mail Ballot	59	27.83%	153	72.17%	212
Total	59	27.83%	153	72.17%	212
7022007					
Poll Place	0		0		0
Vote by Mail	0		0		0
Mail Ballot	48	63.16%	28	36.84%	76
Total	48	63.16%	28	36.84%	76

Precinct	Registered Voters
7022013	
Poll Place	119
Vote by Mail	119
Mail Ballot	119
Total	119
7022014	
Poll Place	355
Vote by Mail	355
Mail Ballot	355
Total	355
7022015	
Poll Place	500
Vote by Mail	500
Mail Ballot	500
Total	500
7022019	
Poll Place	273
Vote by Mail	273
Mail Ballot	273
Total	273
7022022	
Poll Place	9
Vote by Mail	9
Mail Ballot	9
Total	9
7022025	
Poll Place	0
Vote by Mail	0
Mail Ballot	0
Total	0

Precinct	Yes		No		Total Votes
7022013					
Poll Place	0		0		0
Vote by Mail	0		0		0
Mail Ballot	42	64.62%	23	35.38%	65
Total	42	64.62%	23	35.38%	65
7022014					
Poll Place	0		0		0
Vote by Mail	0		0		0
Mail Ballot	159	56.99%	120	43.01%	279
Total	159	56.99%	120	43.01%	279
7022015					
Poll Place	0		0		0
Vote by Mail	0		0		0
Mail Ballot	199	53.93%	170	46.07%	369
Total	199	53.93%	170	46.07%	369
7022019					
Poll Place	0		0		0
Vote by Mail	0		0		0
Mail Ballot	105	68.63%	48	31.37%	153
Total	105	68.63%	48	31.37%	153
7022022					
Poll Place	0		0		0
Vote by Mail	0		0		0
Mail Ballot	2	28.57%	5	71.43%	7
Total	2	28.57%	5	71.43%	7
7022025					
Poll Place	0		0		0
Vote by Mail	0		0		0
Mail Ballot	0		0		0
Total	0		0		0

Precinct	Registered Voters
7022028	
Poll Place	160
Vote by Mail	160
Mail Ballot	160
Total	160
7022029	
Poll Place	193
Vote by Mail	193
Mail Ballot	193
Total	193
7022217	
Poll Place	0
Vote by Mail	0
Mail Ballot	0
Total	0
7022227	
Poll Place	0
Vote by Mail	0
Mail Ballot	0
Total	0
7022234	
Poll Place	22
Vote by Mail	22
Mail Ballot	22
Total	22
7022283	
Poll Place	172
Vote by Mail	172
Mail Ballot	172
Total	172

Precinct	Yes		No		Total Votes
7022028					
Poll Place	0		0		0
Vote by Mail	0		0		0
Mail Ballot	51	51.52%	48	48.48%	99
Total	51	51.52%	48	48.48%	99
7022029					
Poll Place	0		0		0
Vote by Mail	0		0		0
Mail Ballot	59	47.97%	64	52.03%	123
Total	59	47.97%	64	52.03%	123
7022217					
Poll Place	0		0		0
Vote by Mail	0		0		0
Mail Ballot	0		0		0
Total	0		0		0
7022227					
Poll Place	0		0		0
Vote by Mail	0		0		0
Mail Ballot	0		0		0
Total	0		0		0
7022234					
Poll Place	0		0		0
Vote by Mail	0		0		0
Mail Ballot	5	33.33%	10	66.67%	15
Total	5	33.33%	10	66.67%	15
7022283					
Poll Place	0		0		0
Vote by Mail	0		0		0
Mail Ballot	55	56.12%	43	43.88%	98
Total	55	56.12%	43	43.88%	98

Precinct	Registered Voters
7022421	
Poll Place	43
Vote by Mail	43
Mail Ballot	43
Total	43
7022454	
Poll Place	247
Vote by Mail	247
Mail Ballot	247
Total	247
7022456	
Poll Place	2
Vote by Mail	2
Mail Ballot	2
Total	2
7022473	
Poll Place	1
Vote by Mail	1
Mail Ballot	1
Total	1
7022600	
Poll Place	15
Vote by Mail	15
Mail Ballot	15
Total	15
7022658	
Poll Place	8
Vote by Mail	8
Mail Ballot	8
Total	8

Precinct	Yes		No		Total Votes
7022421					
Poll Place	0		0		0
Vote by Mail	0		0		0
Mail Ballot	9	42.86%	12	57.14%	21
Total	9	42.86%	12	57.14%	21
7022454					
Poll Place	0		0		0
Vote by Mail	0		0		0
Mail Ballot	70	46.67%	80	53.33%	150
Total	70	46.67%	80	53.33%	150
7022456					
Poll Place	0		0		0
Vote by Mail	0		0		0
Mail Ballot	2	100.00%	0	0.00%	2
Total	2	100.00%	0	0.00%	2
7022473					
Poll Place	0		0		0
Vote by Mail	0		0		0
Mail Ballot	1	100.00%	0	0.00%	1
Total	1	100.00%	0	0.00%	1
7022600					
Poll Place	0		0		0
Vote by Mail	0		0		0
Mail Ballot	5	38.46%	8	61.54%	13
Total	5	38.46%	8	61.54%	13
7022658					
Poll Place	0		0		0
Vote by Mail	0		0		0
Mail Ballot	2	33.33%	4	66.67%	6
Total	2	33.33%	4	66.67%	6

Precinct	Registered Voters
7022768	
Poll Place	0
Vote by Mail	0
Mail Ballot	0
Total	0
7022791	
Poll Place	100
Vote by Mail	100
Mail Ballot	100
Total	100
7022793	
Poll Place	96
Vote by Mail	96
Mail Ballot	96
Total	96
7022803	
Poll Place	42
Vote by Mail	42
Mail Ballot	42
Total	42
7022805	
Poll Place	158
Vote by Mail	158
Mail Ballot	158
Total	158
7023016	
Poll Place	0
Vote by Mail	0
Mail Ballot	0
Total	0

Precinct	Yes		No		Total Votes
7022768					
Poll Place	0		0		0
Vote by Mail	0		0		0
Mail Ballot	0		0		0
Total	0		0		0
7022791					
Poll Place	0		0		0
Vote by Mail	0		0		0
Mail Ballot	34	46.58%	39	53.42%	73
Total	34	46.58%	39	53.42%	73
7022793					
Poll Place	0		0		0
Vote by Mail	0		0		0
Mail Ballot	25	34.25%	48	65.75%	73
Total	25	34.25%	48	65.75%	73
7022803					
Poll Place	0		0		0
Vote by Mail	0		0		0
Mail Ballot	6	54.55%	5	45.45%	11
Total	6	54.55%	5	45.45%	11
7022805					
Poll Place	0		0		0
Vote by Mail	0		0		0
Mail Ballot	42	37.17%	71	62.83%	113
Total	42	37.17%	71	62.83%	113
7023016					
Poll Place	0		0		0
Vote by Mail	0		0		0
Mail Ballot	0		0		0
Total	0		0		0

Precinct	Registered Voters
7023018	
Poll Place	0
Vote by Mail	0
Mail Ballot	0
Total	0
7023019	
Poll Place	0
Vote by Mail	0
Mail Ballot	0
Total	0
7023024	
Poll Place	138
Vote by Mail	138
Mail Ballot	138
Total	138
7023037	
Poll Place	40
Vote by Mail	40
Mail Ballot	40
Total	40
7023082	
Poll Place	194
Vote by Mail	194
Mail Ballot	194
Total	194
7023084	
Poll Place	0
Vote by Mail	0
Mail Ballot	0
Total	0

Precinct	Yes		No		Total Votes
7023018					
Poll Place	0		0		0
Vote by Mail	0		0		0
Mail Ballot	0		0		0
Total	0		0		0
7023019					
Poll Place	0		0		0
Vote by Mail	0		0		0
Mail Ballot	0		0		0
Total	0		0		0
7023024					
Poll Place	0		0		0
Vote by Mail	0		0		0
Mail Ballot	32	35.16%	59	64.84%	91
Total	32	35.16%	59	64.84%	91
7023037					
Poll Place	0		0		0
Vote by Mail	0		0		0
Mail Ballot	6	27.27%	16	72.73%	22
Total	6	27.27%	16	72.73%	22
7023082					
Poll Place	0		0		0
Vote by Mail	0		0		0
Mail Ballot	59	46.46%	68	53.54%	127
Total	59	46.46%	68	53.54%	127
7023084					
Poll Place	0		0		0
Vote by Mail	0		0		0
Mail Ballot	0		0		0
Total	0		0		0

Precinct	Registered Voters
7023148	
Poll Place	12
Vote by Mail	12
Mail Ballot	12
Total	12
7023198	
Poll Place	15
Vote by Mail	15
Mail Ballot	15
Total	15
7023201	
Poll Place	4
Vote by Mail	4
Mail Ballot	4
Total	4
7023221	
Poll Place	0
Vote by Mail	0
Mail Ballot	0
Total	0
7023303	
Poll Place	0
Vote by Mail	0
Mail Ballot	0
Total	0
7023395	
Poll Place	0
Vote by Mail	0
Mail Ballot	0
Total	0

Precinct	Yes		No		Total Votes
7023148					
Poll Place	0		0		0
Vote by Mail	0		0		0
Mail Ballot	5	41.67%	7	58.33%	12
Total	5	41.67%	7	58.33%	12
7023198					
Poll Place	0		0		0
Vote by Mail	0		0		0
Mail Ballot	7	63.64%	4	36.36%	11
Total	7	63.64%	4	36.36%	11
7023201					
Poll Place	0		0		0
Vote by Mail	0		0		0
Mail Ballot	0	0.00%	2	100.00%	2
Total	0	0.00%	2	100.00%	2
7023221					
Poll Place	0		0		0
Vote by Mail	0		0		0
Mail Ballot	0		0		0
Total	0		0		0
7023303					
Poll Place	0		0		0
Vote by Mail	0		0		0
Mail Ballot	0		0		0
Total	0		0		0
7023395					
Poll Place	0		0		0
Vote by Mail	0		0		0
Mail Ballot	0		0		0
Total	0		0		0

Precinct	Registered Voters
7023469	
Poll Place	1
Vote by Mail	1
Mail Ballot	1
Total	1
7023470	
Poll Place	333
Vote by Mail	333
Mail Ballot	333
Total	333
7023476	
Poll Place	256
Vote by Mail	256
Mail Ballot	256
Total	256
7023500	
Poll Place	206
Vote by Mail	206
Mail Ballot	206
Total	206
7023505	
Poll Place	2
Vote by Mail	2
Mail Ballot	2
Total	2
7023590	
Poll Place	0
Vote by Mail	0
Mail Ballot	0
Total	0

Precinct	Yes		No		Total Votes
7023469					
Poll Place	0		0		0
Vote by Mail	0		0		0
Mail Ballot	0		0		0
Total	0		0		0
7023470					
Poll Place	0		0		0
Vote by Mail	0		0		0
Mail Ballot	105	67.31%	51	32.69%	156
Total	105	67.31%	51	32.69%	156
7023476					
Poll Place	0		0		0
Vote by Mail	0		0		0
Mail Ballot	72	31.86%	154	68.14%	226
Total	72	31.86%	154	68.14%	226
7023500					
Poll Place	0		0		0
Vote by Mail	0		0		0
Mail Ballot	48	28.07%	123	71.93%	171
Total	48	28.07%	123	71.93%	171
7023505					
Poll Place	0		0		0
Vote by Mail	0		0		0
Mail Ballot	0	0.00%	1	100.00%	1
Total	0	0.00%	1	100.00%	1
7023590					
Poll Place	0		0		0
Vote by Mail	0		0		0
Mail Ballot	0		0		0
Total	0		0		0

Precinct	Registered Voters
7023604	
Poll Place	0
Vote by Mail	0
Mail Ballot	0
Total	0
7023606	
Poll Place	0
Vote by Mail	0
Mail Ballot	0
Total	0
7023610	
Poll Place	233
Vote by Mail	233
Mail Ballot	233
Total	233
7023766	
Poll Place	1
Vote by Mail	1
Mail Ballot	1
Total	1
7025274	
Poll Place	0
Vote by Mail	0
Mail Ballot	0
Total	0
7025275	
Poll Place	0
Vote by Mail	0
Mail Ballot	0
Total	0

Precinct	Yes	No	Total Votes
7023604			
Poll Place	0	0	0
Vote by Mail	0	0	0
Mail Ballot	0	0	0
Total	0	0	0
7023606			
Poll Place	0	0	0
Vote by Mail	0	0	0
Mail Ballot	0	0	0
Total	0	0	0
7023610			
Poll Place	0	0	0
Vote by Mail	0	0	0
Mail Ballot	68 41.98%	94 58.02%	162
Total	68 41.98%	94 58.02%	162
7023766			
Poll Place	0	0	0
Vote by Mail	0	0	0
Mail Ballot	0 0.00%	1 100.00%	1
Total	0 0.00%	1 100.00%	1
7025274			
Poll Place	0	0	0
Vote by Mail	0	0	0
Mail Ballot	0	0	0
Total	0	0	0
7025275			
Poll Place	0	0	0
Vote by Mail	0	0	0
Mail Ballot	0	0	0
Total	0	0	0

Precinct	Registered Voters
7025276	
Poll Place	0
Vote by Mail	0
Mail Ballot	0
Total	0
7025277	
Poll Place	0
Vote by Mail	0
Mail Ballot	0
Total	0
7025278	
Poll Place	0
Vote by Mail	0
Mail Ballot	0
Total	0
7025280	
Poll Place	174
Vote by Mail	174
Mail Ballot	174
Total	174
7030083	
Poll Place	262
Vote by Mail	262
Mail Ballot	262
Total	262
7030303	
Poll Place	294
Vote by Mail	294
Mail Ballot	294
Total	294

Precinct	Yes		No		Total Votes
7025276					
Poll Place	0		0		0
Vote by Mail	0		0		0
Mail Ballot	0		0		0
Total	0		0		0
7025277					
Poll Place	0		0		0
Vote by Mail	0		0		0
Mail Ballot	0		0		0
Total	0		0		0
7025278					
Poll Place	0		0		0
Vote by Mail	0		0		0
Mail Ballot	0		0		0
Total	0		0		0
7025280					
Poll Place	0		0		0
Vote by Mail	0		0		0
Mail Ballot	83	61.03%	53	38.97%	136
Total	83	61.03%	53	38.97%	136
7030083					
Poll Place	0		0		0
Vote by Mail	0		0		0
Mail Ballot	65	35.33%	119	64.67%	184
Total	65	35.33%	119	64.67%	184
7030303					
Poll Place	0		0		0
Vote by Mail	0		0		0
Mail Ballot	75	32.33%	157	67.67%	232
Total	75	32.33%	157	67.67%	232

Precinct	Registered Voters
7030324	
Poll Place	173
Vote by Mail	173
Mail Ballot	173
Total	173
7030327	
Poll Place	44
Vote by Mail	44
Mail Ballot	44
Total	44
7030329	
Poll Place	0
Vote by Mail	0
Mail Ballot	0
Total	0
7030330	
Poll Place	140
Vote by Mail	140
Mail Ballot	140
Total	140
7030331	
Poll Place	95
Vote by Mail	95
Mail Ballot	95
Total	95
7030336	
Poll Place	0
Vote by Mail	0
Mail Ballot	0
Total	0

Precinct	Yes		No		Total Votes
7030324					
Poll Place	0		0		0
Vote by Mail	0		0		0
Mail Ballot	46	54.12%	39	45.88%	85
Total	46	54.12%	39	45.88%	85
7030327					
Poll Place	0		0		0
Vote by Mail	0		0		0
Mail Ballot	17	44.74%	21	55.26%	38
Total	17	44.74%	21	55.26%	38
7030329					
Poll Place	0		0		0
Vote by Mail	0		0		0
Mail Ballot	0		0		0
Total	0		0		0
7030330					
Poll Place	0		0		0
Vote by Mail	0		0		0
Mail Ballot	31	34.44%	59	65.56%	90
Total	31	34.44%	59	65.56%	90
7030331					
Poll Place	0		0		0
Vote by Mail	0		0		0
Mail Ballot	33	58.93%	23	41.07%	56
Total	33	58.93%	23	41.07%	56
7030336					
Poll Place	0		0		0
Vote by Mail	0		0		0
Mail Ballot	0		0		0
Total	0		0		0

Precinct	Registered Voters
7030343	
Poll Place	91
Vote by Mail	91
Mail Ballot	91
Total	91
7030344	
Poll Place	335
Vote by Mail	335
Mail Ballot	335
Total	335
7030357	
Poll Place	0
Vote by Mail	0
Mail Ballot	0
Total	0
7030371	
Poll Place	282
Vote by Mail	282
Mail Ballot	282
Total	282
7030372	
Poll Place	206
Vote by Mail	206
Mail Ballot	206
Total	206
7030395	
Poll Place	1
Vote by Mail	1
Mail Ballot	1
Total	1

Precinct	Yes		No		Total Votes
7030343					
Poll Place	0		0		0
Vote by Mail	0		0		0
Mail Ballot	26	60.47%	17	39.53%	43
Total	26	60.47%	17	39.53%	43
7030344					
Poll Place	0		0		0
Vote by Mail	0		0		0
Mail Ballot	101	57.71%	74	42.29%	175
Total	101	57.71%	74	42.29%	175
7030357					
Poll Place	0		0		0
Vote by Mail	0		0		0
Mail Ballot	0		0		0
Total	0		0		0
7030371					
Poll Place	0		0		0
Vote by Mail	0		0		0
Mail Ballot	99	60.00%	66	40.00%	165
Total	99	60.00%	66	40.00%	165
7030372					
Poll Place	0		0		0
Vote by Mail	0		0		0
Mail Ballot	58	33.14%	117	66.86%	175
Total	58	33.14%	117	66.86%	175
7030395					
Poll Place	0		0		0
Vote by Mail	0		0		0
Mail Ballot	1	100.00%	0	0.00%	1
Total	1	100.00%	0	0.00%	1

Precinct	Registered Voters
7031178	
Poll Place	0
Vote by Mail	0
Mail Ballot	0
Total	0
7031211	
Poll Place	46
Vote by Mail	46
Mail Ballot	46
Total	46
7031212	
Poll Place	253
Vote by Mail	253
Mail Ballot	253
Total	253
7031217	
Poll Place	89
Vote by Mail	89
Mail Ballot	89
Total	89
7031665	
Poll Place	247
Vote by Mail	247
Mail Ballot	247
Total	247
7031740	
Poll Place	127
Vote by Mail	127
Mail Ballot	127
Total	127

Precinct	Yes		No		Total Votes
7031178					
Poll Place	0		0		0
Vote by Mail	0		0		0
Mail Ballot	0		0		0
Total	0		0		0
7031211					
Poll Place	0		0		0
Vote by Mail	0		0		0
Mail Ballot	14	53.85%	12	46.15%	26
Total	14	53.85%	12	46.15%	26
7031212					
Poll Place	0		0		0
Vote by Mail	0		0		0
Mail Ballot	93	69.92%	40	30.08%	133
Total	93	69.92%	40	30.08%	133
7031217					
Poll Place	0		0		0
Vote by Mail	0		0		0
Mail Ballot	17	28.33%	43	71.67%	60
Total	17	28.33%	43	71.67%	60
7031665					
Poll Place	0		0		0
Vote by Mail	0		0		0
Mail Ballot	60	37.74%	99	62.26%	159
Total	60	37.74%	99	62.26%	159
7031740					
Poll Place	0		0		0
Vote by Mail	0		0		0
Mail Ballot	30	38.96%	47	61.04%	77
Total	30	38.96%	47	61.04%	77

Precinct	Registered Voters
7032213	
Poll Place	15
Vote by Mail	15
Mail Ballot	15
Total	15
7032239	
Poll Place	0
Vote by Mail	0
Mail Ballot	0
Total	0
7032253	
Poll Place	50
Vote by Mail	50
Mail Ballot	50
Total	50
7032381	
Poll Place	52
Vote by Mail	52
Mail Ballot	52
Total	52
7032386	
Poll Place	4
Vote by Mail	4
Mail Ballot	4
Total	4
7032387	
Poll Place	149
Vote by Mail	149
Mail Ballot	149
Total	149

Precinct	Yes		No		Total Votes
7032213					
Poll Place	0		0		0
Vote by Mail	0		0		0
Mail Ballot	4	36.36%	7	63.64%	11
Total	4	36.36%	7	63.64%	11
7032239					
Poll Place	0		0		0
Vote by Mail	0		0		0
Mail Ballot	0		0		0
Total	0		0		0
7032253					
Poll Place	0		0		0
Vote by Mail	0		0		0
Mail Ballot	19	70.37%	8	29.63%	27
Total	19	70.37%	8	29.63%	27
7032381					
Poll Place	0		0		0
Vote by Mail	0		0		0
Mail Ballot	19	59.38%	13	40.63%	32
Total	19	59.38%	13	40.63%	32
7032386					
Poll Place	0		0		0
Vote by Mail	0		0		0
Mail Ballot	1	50.00%	1	50.00%	2
Total	1	50.00%	1	50.00%	2
7032387					
Poll Place	0		0		0
Vote by Mail	0		0		0
Mail Ballot	41	48.24%	44	51.76%	85
Total	41	48.24%	44	51.76%	85

Precinct	Registered Voters
7032493	
Poll Place	0
Vote by Mail	0
Mail Ballot	0
Total	0
7032752	
Poll Place	80
Vote by Mail	80
Mail Ballot	80
Total	80
7033210	
Poll Place	306
Vote by Mail	306
Mail Ballot	306
Total	306
7033223	
Poll Place	198
Vote by Mail	198
Mail Ballot	198
Total	198
7033226	
Poll Place	225
Vote by Mail	225
Mail Ballot	225
Total	225
7033491	
Poll Place	256
Vote by Mail	256
Mail Ballot	256
Total	256

Precinct	Yes		No		Total Votes
7032493					
Poll Place	0		0		0
Vote by Mail	0		0		0
Mail Ballot	0		0		0
Total	0		0		0
7032752					
Poll Place	0		0		0
Vote by Mail	0		0		0
Mail Ballot	26	41.27%	37	58.73%	63
Total	26	41.27%	37	58.73%	63
7033210					
Poll Place	0		0		0
Vote by Mail	0		0		0
Mail Ballot	90	41.28%	128	58.72%	218
Total	90	41.28%	128	58.72%	218
7033223					
Poll Place	0		0		0
Vote by Mail	0		0		0
Mail Ballot	45	41.28%	64	58.72%	109
Total	45	41.28%	64	58.72%	109
7033226					
Poll Place	0		0		0
Vote by Mail	0		0		0
Mail Ballot	71	52.21%	65	47.79%	136
Total	71	52.21%	65	47.79%	136
7033491					
Poll Place	0		0		0
Vote by Mail	0		0		0
Mail Ballot	65	61.90%	40	38.10%	105
Total	65	61.90%	40	38.10%	105

Precinct	Registered Voters
7033499	
Poll Place	121
Vote by Mail	121
Mail Ballot	121
Total	121
7035600	
Poll Place	101
Vote by Mail	101
Mail Ballot	101
Total	101
7035639	
Poll Place	67
Vote by Mail	67
Mail Ballot	67
Total	67
7035662	
Poll Place	485
Vote by Mail	485
Mail Ballot	485
Total	485
7035663	
Poll Place	19
Vote by Mail	19
Mail Ballot	19
Total	19
7035670	
Poll Place	0
Vote by Mail	0
Mail Ballot	0
Total	0

Precinct	Yes		No		Total Votes
7033499					
Poll Place	0		0		0
Vote by Mail	0		0		0
Mail Ballot	29	45.31%	35	54.69%	64
Total	29	45.31%	35	54.69%	64
7035600					
Poll Place	0		0		0
Vote by Mail	0		0		0
Mail Ballot	38	46.34%	44	53.66%	82
Total	38	46.34%	44	53.66%	82
7035639					
Poll Place	0		0		0
Vote by Mail	0		0		0
Mail Ballot	23	36.51%	40	63.49%	63
Total	23	36.51%	40	63.49%	63
7035662					
Poll Place	0		0		0
Vote by Mail	0		0		0
Mail Ballot	159	43.21%	209	56.79%	368
Total	159	43.21%	209	56.79%	368
7035663					
Poll Place	0		0		0
Vote by Mail	0		0		0
Mail Ballot	8	66.67%	4	33.33%	12
Total	8	66.67%	4	33.33%	12
7035670					
Poll Place	0		0		0
Vote by Mail	0		0		0
Mail Ballot	0		0		0
Total	0		0		0

Precinct	Registered Voters
7035676	
Poll Place	2
Vote by Mail	2
Mail Ballot	2
Total	2
7035683	
Poll Place	0
Vote by Mail	0
Mail Ballot	0
Total	0
7035685	
Poll Place	38
Vote by Mail	38
Mail Ballot	38
Total	38
7035687	
Poll Place	0
Vote by Mail	0
Mail Ballot	0
Total	0
7035692	
Poll Place	0
Vote by Mail	0
Mail Ballot	0
Total	0
7040140	
Poll Place	34
Vote by Mail	34
Mail Ballot	34
Total	34

Precinct	Yes	No	Total Votes
7035676			
Poll Place	0	0	0
Vote by Mail	0	0	0
Mail Ballot	0 0.00%	2 100.00%	2
Total	0 0.00%	2 100.00%	2
7035683			
Poll Place	0	0	0
Vote by Mail	0	0	0
Mail Ballot	0	0	0
Total	0	0	0
7035685			
Poll Place	0	0	0
Vote by Mail	0	0	0
Mail Ballot	7 70.00%	3 30.00%	10
Total	7 70.00%	3 30.00%	10
7035687			
Poll Place	0	0	0
Vote by Mail	0	0	0
Mail Ballot	0	0	0
Total	0	0	0
7035692			
Poll Place	0	0	0
Vote by Mail	0	0	0
Mail Ballot	0	0	0
Total	0	0	0
7040140			
Poll Place	0	0	0
Vote by Mail	0	0	0
Mail Ballot	9 39.13%	14 60.87%	23
Total	9 39.13%	14 60.87%	23

Precinct	Registered Voters
7040141	
Poll Place	0
Vote by Mail	0
Mail Ballot	0
Total	0
7040142	
Poll Place	51
Vote by Mail	51
Mail Ballot	51
Total	51
7040144	
Poll Place	56
Vote by Mail	56
Mail Ballot	56
Total	56
7040413	
Poll Place	210
Vote by Mail	210
Mail Ballot	210
Total	210
7040437	
Poll Place	2
Vote by Mail	2
Mail Ballot	2
Total	2
7040438	
Poll Place	0
Vote by Mail	0
Mail Ballot	0
Total	0

Precinct	Yes		No		Total Votes
7040141					
Poll Place	0		0		0
Vote by Mail	0		0		0
Mail Ballot	0		0		0
Total	0		0		0
7040142					
Poll Place	0		0		0
Vote by Mail	0		0		0
Mail Ballot	11	33.33%	22	66.67%	33
Total	11	33.33%	22	66.67%	33
7040144					
Poll Place	0		0		0
Vote by Mail	0		0		0
Mail Ballot	21	48.84%	22	51.16%	43
Total	21	48.84%	22	51.16%	43
7040413					
Poll Place	0		0		0
Vote by Mail	0		0		0
Mail Ballot	50	27.17%	134	72.83%	184
Total	50	27.17%	134	72.83%	184
7040437					
Poll Place	0		0		0
Vote by Mail	0		0		0
Mail Ballot	0	0.00%	2	100.00%	2
Total	0	0.00%	2	100.00%	2
7040438					
Poll Place	0		0		0
Vote by Mail	0		0		0
Mail Ballot	0		0		0
Total	0		0		0

Precinct	Registered Voters
7040439	
Poll Place	257
Vote by Mail	257
Mail Ballot	257
Total	257
7040472	
Poll Place	453
Vote by Mail	453
Mail Ballot	453
Total	453
7040478	
Poll Place	489
Vote by Mail	489
Mail Ballot	489
Total	489
7040492	
Poll Place	0
Vote by Mail	0
Mail Ballot	0
Total	0
7041139	
Poll Place	22
Vote by Mail	22
Mail Ballot	22
Total	22
7041143	
Poll Place	66
Vote by Mail	66
Mail Ballot	66
Total	66

Precinct	Yes		No		Total Votes
7040439					
Poll Place	0		0		0
Vote by Mail	0		0		0
Mail Ballot	91	41.55%	128	58.45%	219
Total	91	41.55%	128	58.45%	219
7040472					
Poll Place	0		0		0
Vote by Mail	0		0		0
Mail Ballot	199	61.80%	123	38.20%	322
Total	199	61.80%	123	38.20%	322
7040478					
Poll Place	0		0		0
Vote by Mail	0		0		0
Mail Ballot	212	49.53%	216	50.47%	428
Total	212	49.53%	216	50.47%	428
7040492					
Poll Place	0		0		0
Vote by Mail	0		0		0
Mail Ballot	0		0		0
Total	0		0		0
7041139					
Poll Place	0		0		0
Vote by Mail	0		0		0
Mail Ballot	7	38.89%	11	61.11%	18
Total	7	38.89%	11	61.11%	18
7041143					
Poll Place	0		0		0
Vote by Mail	0		0		0
Mail Ballot	11	23.40%	36	76.60%	47
Total	11	23.40%	36	76.60%	47

Precinct	Registered Voters
7041149	
Poll Place	99
Vote by Mail	99
Mail Ballot	99
Total	99
7041160	
Poll Place	4
Vote by Mail	4
Mail Ballot	4
Total	4
7041241	
Poll Place	173
Vote by Mail	173
Mail Ballot	173
Total	173
7041476	
Poll Place	21
Vote by Mail	21
Mail Ballot	21
Total	21
7041495	
Poll Place	216
Vote by Mail	216
Mail Ballot	216
Total	216
7041496	
Poll Place	12
Vote by Mail	12
Mail Ballot	12
Total	12

Precinct	Yes		No		Total Votes
7041149					
Poll Place	0		0		0
Vote by Mail	0		0		0
Mail Ballot	21	36.84%	36	63.16%	57
Total	21	36.84%	36	63.16%	57
7041160					
Poll Place	0		0		0
Vote by Mail	0		0		0
Mail Ballot	0	0.00%	4	100.00%	4
Total	0	0.00%	4	100.00%	4
7041241					
Poll Place	0		0		0
Vote by Mail	0		0		0
Mail Ballot	46	37.10%	78	62.90%	124
Total	46	37.10%	78	62.90%	124
7041476					
Poll Place	0		0		0
Vote by Mail	0		0		0
Mail Ballot	3	18.75%	13	81.25%	16
Total	3	18.75%	13	81.25%	16
7041495					
Poll Place	0		0		0
Vote by Mail	0		0		0
Mail Ballot	90	51.43%	85	48.57%	175
Total	90	51.43%	85	48.57%	175
7041496					
Poll Place	0		0		0
Vote by Mail	0		0		0
Mail Ballot	3	33.33%	6	66.67%	9
Total	3	33.33%	6	66.67%	9

Precinct	Registered Voters
7041505	
Poll Place	86
Vote by Mail	86
Mail Ballot	86
Total	86
7041507	
Poll Place	0
Vote by Mail	0
Mail Ballot	0
Total	0
7041623	
Poll Place	21
Vote by Mail	21
Mail Ballot	21
Total	21
7041665	
Poll Place	76
Vote by Mail	76
Mail Ballot	76
Total	76
7041769	
Poll Place	240
Vote by Mail	240
Mail Ballot	240
Total	240
7041778	
Poll Place	0
Vote by Mail	0
Mail Ballot	0
Total	0

Precinct	Yes		No		Total Votes
7041505					
Poll Place	0		0		0
Vote by Mail	0		0		0
Mail Ballot	28	36.36%	49	63.64%	77
Total	28	36.36%	49	63.64%	77
7041507					
Poll Place	0		0		0
Vote by Mail	0		0		0
Mail Ballot	0		0		0
Total	0		0		0
7041623					
Poll Place	0		0		0
Vote by Mail	0		0		0
Mail Ballot	3	20.00%	12	80.00%	15
Total	3	20.00%	12	80.00%	15
7041665					
Poll Place	0		0		0
Vote by Mail	0		0		0
Mail Ballot	32	50.79%	31	49.21%	63
Total	32	50.79%	31	49.21%	63
7041769					
Poll Place	0		0		0
Vote by Mail	0		0		0
Mail Ballot	51	30.72%	115	69.28%	166
Total	51	30.72%	115	69.28%	166
7041778					
Poll Place	0		0		0
Vote by Mail	0		0		0
Mail Ballot	0		0		0
Total	0		0		0

Precinct	Registered Voters
7041815	
Poll Place	0
Vote by Mail	0
Mail Ballot	0
Total	0
7041914	
Poll Place	236
Vote by Mail	236
Mail Ballot	236
Total	236
7041930	
Poll Place	50
Vote by Mail	50
Mail Ballot	50
Total	50
7042223	
Poll Place	5
Vote by Mail	5
Mail Ballot	5
Total	5
7042265	
Poll Place	35
Vote by Mail	35
Mail Ballot	35
Total	35
7042427	
Poll Place	44
Vote by Mail	44
Mail Ballot	44
Total	44

Precinct	Yes		No		Total Votes
7041815					
Poll Place	0		0		0
Vote by Mail	0		0		0
Mail Ballot	0		0		0
Total	0		0		0
7041914					
Poll Place	0		0		0
Vote by Mail	0		0		0
Mail Ballot	71	35.68%	128	64.32%	199
Total	71	35.68%	128	64.32%	199
7041930					
Poll Place	0		0		0
Vote by Mail	0		0		0
Mail Ballot	14	38.89%	22	61.11%	36
Total	14	38.89%	22	61.11%	36
7042223					
Poll Place	0		0		0
Vote by Mail	0		0		0
Mail Ballot	0	0.00%	3	100.00%	3
Total	0	0.00%	3	100.00%	3
7042265					
Poll Place	0		0		0
Vote by Mail	0		0		0
Mail Ballot	12	50.00%	12	50.00%	24
Total	12	50.00%	12	50.00%	24
7042427					
Poll Place	0		0		0
Vote by Mail	0		0		0
Mail Ballot	14	56.00%	11	44.00%	25
Total	14	56.00%	11	44.00%	25

Precinct	Registered Voters
7042441	
Poll Place	0
Vote by Mail	0
Mail Ballot	0
Total	0
7042517	
Poll Place	6
Vote by Mail	6
Mail Ballot	6
Total	6
7042521	
Poll Place	32
Vote by Mail	32
Mail Ballot	32
Total	32
7042783	
Poll Place	0
Vote by Mail	0
Mail Ballot	0
Total	0
7042784	
Poll Place	2
Vote by Mail	2
Mail Ballot	2
Total	2
7042785	
Poll Place	0
Vote by Mail	0
Mail Ballot	0
Total	0

Precinct	Yes	No	Total Votes
7042441			
Poll Place	0	0	0
Vote by Mail	0	0	0
Mail Ballot	0	0	0
Total	0	0	0
7042517			
Poll Place	0	0	0
Vote by Mail	0	0	0
Mail Ballot	0 0.00%	4 100.00%	4
Total	0 0.00%	4 100.00%	4
7042521			
Poll Place	0	0	0
Vote by Mail	0	0	0
Mail Ballot	4 19.05%	17 80.95%	21
Total	4 19.05%	17 80.95%	21
7042783			
Poll Place	0	0	0
Vote by Mail	0	0	0
Mail Ballot	0	0	0
Total	0	0	0
7042784			
Poll Place	0	0	0
Vote by Mail	0	0	0
Mail Ballot	1 50.00%	1 50.00%	2
Total	1 50.00%	1 50.00%	2
7042785			
Poll Place	0	0	0
Vote by Mail	0	0	0
Mail Ballot	0	0	0
Total	0	0	0

Precinct	Registered Voters
7042789	
Poll Place	0
Vote by Mail	0
Mail Ballot	0
Total	0
7042910	
Poll Place	0
Vote by Mail	0
Mail Ballot	0
Total	0
7043044	
Poll Place	4
Vote by Mail	4
Mail Ballot	4
Total	4
7043063	
Poll Place	0
Vote by Mail	0
Mail Ballot	0
Total	0
7043101	
Poll Place	0
Vote by Mail	0
Mail Ballot	0
Total	0
7043295	
Poll Place	615
Vote by Mail	615
Mail Ballot	615
Total	615

Precinct	Yes	No	Total Votes
7042789			
Poll Place	0	0	0
Vote by Mail	0	0	0
Mail Ballot	0	0	0
Total	0	0	0
7042910			
Poll Place	0	0	0
Vote by Mail	0	0	0
Mail Ballot	0	0	0
Total	0	0	0
7043044			
Poll Place	0	0	0
Vote by Mail	0	0	0
Mail Ballot	0	2	2
Total	0	2	2
7043063			
Poll Place	0	0	0
Vote by Mail	0	0	0
Mail Ballot	0	0	0
Total	0	0	0
7043101			
Poll Place	0	0	0
Vote by Mail	0	0	0
Mail Ballot	0	0	0
Total	0	0	0
7043295			
Poll Place	0	0	0
Vote by Mail	0	0	0
Mail Ballot	189	190	379
Total	189	190	379

Precinct	Registered Voters
7043458	
Poll Place	0
Vote by Mail	0
Mail Ballot	0
Total	0
7043561	
Poll Place	227
Vote by Mail	227
Mail Ballot	227
Total	227
7043576	
Poll Place	0
Vote by Mail	0
Mail Ballot	0
Total	0
7044116	
Poll Place	18
Vote by Mail	18
Mail Ballot	18
Total	18
7044120	
Poll Place	314
Vote by Mail	314
Mail Ballot	314
Total	314
7044123	
Poll Place	683
Vote by Mail	683
Mail Ballot	683
Total	683

Precinct	Yes		No		Total Votes
7043458					
Poll Place	0		0		0
Vote by Mail	0		0		0
Mail Ballot	0		0		0
Total	0		0		0
7043561					
Poll Place	0		0		0
Vote by Mail	0		0		0
Mail Ballot	65	51.18%	62	48.82%	127
Total	65	51.18%	62	48.82%	127
7043576					
Poll Place	0		0		0
Vote by Mail	0		0		0
Mail Ballot	0		0		0
Total	0		0		0
7044116					
Poll Place	0		0		0
Vote by Mail	0		0		0
Mail Ballot	7	43.75%	9	56.25%	16
Total	7	43.75%	9	56.25%	16
7044120					
Poll Place	0		0		0
Vote by Mail	0		0		0
Mail Ballot	120	44.12%	152	55.88%	272
Total	120	44.12%	152	55.88%	272
7044123					
Poll Place	0		0		0
Vote by Mail	0		0		0
Mail Ballot	275	50.74%	267	49.26%	542
Total	275	50.74%	267	49.26%	542

Precinct	Registered Voters
7044133	
Poll Place	0
Vote by Mail	0
Mail Ballot	0
Total	0
7050025	
Poll Place	64
Vote by Mail	64
Mail Ballot	64
Total	64
7050030	
Poll Place	191
Vote by Mail	191
Mail Ballot	191
Total	191
7050032	
Poll Place	8
Vote by Mail	8
Mail Ballot	8
Total	8
7050212	
Poll Place	0
Vote by Mail	0
Mail Ballot	0
Total	0
7050220	
Poll Place	182
Vote by Mail	182
Mail Ballot	182
Total	182

Precinct	Yes		No		Total Votes
7044133					
Poll Place	0		0		0
Vote by Mail	0		0		0
Mail Ballot	0		0		0
Total	0		0		0
7050025					
Poll Place	0		0		0
Vote by Mail	0		0		0
Mail Ballot	17	45.95%	20	54.05%	37
Total	17	45.95%	20	54.05%	37
7050030					
Poll Place	0		0		0
Vote by Mail	0		0		0
Mail Ballot	67	70.53%	28	29.47%	95
Total	67	70.53%	28	29.47%	95
7050032					
Poll Place	0		0		0
Vote by Mail	0		0		0
Mail Ballot	1	100.00%	0	0.00%	1
Total	1	100.00%	0	0.00%	1
7050212					
Poll Place	0		0		0
Vote by Mail	0		0		0
Mail Ballot	0		0		0
Total	0		0		0
7050220					
Poll Place	0		0		0
Vote by Mail	0		0		0
Mail Ballot	40	55.56%	32	44.44%	72
Total	40	55.56%	32	44.44%	72

Precinct	Registered Voters
7050221	
Poll Place	251
Vote by Mail	251
Mail Ballot	251
Total	251
7050504	
Poll Place	57
Vote by Mail	57
Mail Ballot	57
Total	57
7050526	
Poll Place	0
Vote by Mail	0
Mail Ballot	0
Total	0
7050529	
Poll Place	2
Vote by Mail	2
Mail Ballot	2
Total	2
7050537	
Poll Place	276
Vote by Mail	276
Mail Ballot	276
Total	276
7050540	
Poll Place	81
Vote by Mail	81
Mail Ballot	81
Total	81

Precinct	Yes		No		Total Votes
7050221					
Poll Place	0		0		0
Vote by Mail	0		0		0
Mail Ballot	68	74.73%	23	25.27%	91
Total	68	74.73%	23	25.27%	91
7050504					
Poll Place	0		0		0
Vote by Mail	0		0		0
Mail Ballot	12	66.67%	6	33.33%	18
Total	12	66.67%	6	33.33%	18
7050526					
Poll Place	0		0		0
Vote by Mail	0		0		0
Mail Ballot	0		0		0
Total	0		0		0
7050529					
Poll Place	0		0		0
Vote by Mail	0		0		0
Mail Ballot	0		0		0
Total	0		0		0
7050537					
Poll Place	0		0		0
Vote by Mail	0		0		0
Mail Ballot	103	63.58%	59	36.42%	162
Total	103	63.58%	59	36.42%	162
7050540					
Poll Place	0		0		0
Vote by Mail	0		0		0
Mail Ballot	22	70.97%	9	29.03%	31
Total	22	70.97%	9	29.03%	31

Precinct	Registered Voters
7050542	
Poll Place	420
Vote by Mail	420
Mail Ballot	420
Total	420
7050546	
Poll Place	0
Vote by Mail	0
Mail Ballot	0
Total	0
7050551	
Poll Place	403
Vote by Mail	403
Mail Ballot	403
Total	403
7050557	
Poll Place	75
Vote by Mail	75
Mail Ballot	75
Total	75
7050561	
Poll Place	227
Vote by Mail	227
Mail Ballot	227
Total	227
7050563	
Poll Place	0
Vote by Mail	0
Mail Ballot	0
Total	0

Precinct	Yes		No		Total Votes
7050542					
Poll Place	0		0		0
Vote by Mail	0		0		0
Mail Ballot	159	68.24%	74	31.76%	233
Total	159	68.24%	74	31.76%	233
7050546					
Poll Place	0		0		0
Vote by Mail	0		0		0
Mail Ballot	0		0		0
Total	0		0		0
7050551					
Poll Place	0		0		0
Vote by Mail	0		0		0
Mail Ballot	143	61.64%	89	38.36%	232
Total	143	61.64%	89	38.36%	232
7050557					
Poll Place	0		0		0
Vote by Mail	0		0		0
Mail Ballot	20	51.28%	19	48.72%	39
Total	20	51.28%	19	48.72%	39
7050561					
Poll Place	0		0		0
Vote by Mail	0		0		0
Mail Ballot	79	62.20%	48	37.80%	127
Total	79	62.20%	48	37.80%	127
7050563					
Poll Place	0		0		0
Vote by Mail	0		0		0
Mail Ballot	0		0		0
Total	0		0		0

Precinct	Registered Voters
7050564	
Poll Place	0
Vote by Mail	0
Mail Ballot	0
Total	0
7050566	
Poll Place	0
Vote by Mail	0
Mail Ballot	0
Total	0
7050573	
Poll Place	0
Vote by Mail	0
Mail Ballot	0
Total	0
7050579	
Poll Place	139
Vote by Mail	139
Mail Ballot	139
Total	139
7050581	
Poll Place	234
Vote by Mail	234
Mail Ballot	234
Total	234
7050582	
Poll Place	29
Vote by Mail	29
Mail Ballot	29
Total	29

Precinct	Yes	No	Total Votes
7050564			
Poll Place	0	0	0
Vote by Mail	0	0	0
Mail Ballot	0	0	0
Total	0	0	0
7050566			
Poll Place	0	0	0
Vote by Mail	0	0	0
Mail Ballot	0	0	0
Total	0	0	0
7050573			
Poll Place	0	0	0
Vote by Mail	0	0	0
Mail Ballot	0	0	0
Total	0	0	0
7050579			
Poll Place	0	0	0
Vote by Mail	0	0	0
Mail Ballot	49 64.47%	27 35.53%	76
Total	49 64.47%	27 35.53%	76
7050581			
Poll Place	0	0	0
Vote by Mail	0	0	0
Mail Ballot	73 68.87%	33 31.13%	106
Total	73 68.87%	33 31.13%	106
7050582			
Poll Place	0	0	0
Vote by Mail	0	0	0
Mail Ballot	6 46.15%	7 53.85%	13
Total	6 46.15%	7 53.85%	13

Precinct	Registered Voters
7050597	
Poll Place	3
Vote by Mail	3
Mail Ballot	3
Total	3
7050702	
Poll Place	236
Vote by Mail	236
Mail Ballot	236
Total	236
7050707	
Poll Place	249
Vote by Mail	249
Mail Ballot	249
Total	249
7050712	
Poll Place	0
Vote by Mail	0
Mail Ballot	0
Total	0
7050713	
Poll Place	355
Vote by Mail	355
Mail Ballot	355
Total	355
7050726	
Poll Place	298
Vote by Mail	298
Mail Ballot	298
Total	298

Precinct	Yes		No		Total Votes
7050597					
Poll Place	0		0		0
Vote by Mail	0		0		0
Mail Ballot	1	50.00%	1	50.00%	2
Total	1	50.00%	1	50.00%	2
7050702					
Poll Place	0		0		0
Vote by Mail	0		0		0
Mail Ballot	86	63.70%	49	36.30%	135
Total	86	63.70%	49	36.30%	135
7050707					
Poll Place	0		0		0
Vote by Mail	0		0		0
Mail Ballot	100	70.42%	42	29.58%	142
Total	100	70.42%	42	29.58%	142
7050712					
Poll Place	0		0		0
Vote by Mail	0		0		0
Mail Ballot	0		0		0
Total	0		0		0
7050713					
Poll Place	0		0		0
Vote by Mail	0		0		0
Mail Ballot	141	66.20%	72	33.80%	213
Total	141	66.20%	72	33.80%	213
7050726					
Poll Place	0		0		0
Vote by Mail	0		0		0
Mail Ballot	99	48.53%	105	51.47%	204
Total	99	48.53%	105	51.47%	204

Precinct	Registered Voters
7050730	
Poll Place	8
Vote by Mail	8
Mail Ballot	8
Total	8
7050732	
Poll Place	74
Vote by Mail	74
Mail Ballot	74
Total	74
7050734	
Poll Place	161
Vote by Mail	161
Mail Ballot	161
Total	161
7050748	
Poll Place	111
Vote by Mail	111
Mail Ballot	111
Total	111
7050749	
Poll Place	141
Vote by Mail	141
Mail Ballot	141
Total	141
7050758	
Poll Place	4
Vote by Mail	4
Mail Ballot	4
Total	4

Precinct	Yes		No		Total Votes
7050730					
Poll Place	0		0		0
Vote by Mail	0		0		0
Mail Ballot	0	0.00%	2	100.00%	2
Total	0	0.00%	2	100.00%	2
7050732					
Poll Place	0		0		0
Vote by Mail	0		0		0
Mail Ballot	16	36.36%	28	63.64%	44
Total	16	36.36%	28	63.64%	44
7050734					
Poll Place	0		0		0
Vote by Mail	0		0		0
Mail Ballot	48	57.83%	35	42.17%	83
Total	48	57.83%	35	42.17%	83
7050748					
Poll Place	0		0		0
Vote by Mail	0		0		0
Mail Ballot	30	65.22%	16	34.78%	46
Total	30	65.22%	16	34.78%	46
7050749					
Poll Place	0		0		0
Vote by Mail	0		0		0
Mail Ballot	52	72.22%	20	27.78%	72
Total	52	72.22%	20	27.78%	72
7050758					
Poll Place	0		0		0
Vote by Mail	0		0		0
Mail Ballot	1	25.00%	3	75.00%	4
Total	1	25.00%	3	75.00%	4

Precinct	Registered Voters
7050759	
Poll Place	20
Vote by Mail	20
Mail Ballot	20
Total	20
7050760	
Poll Place	0
Vote by Mail	0
Mail Ballot	0
Total	0
7050764	
Poll Place	0
Vote by Mail	0
Mail Ballot	0
Total	0
7050769	
Poll Place	0
Vote by Mail	0
Mail Ballot	0
Total	0
7051188	
Poll Place	18
Vote by Mail	18
Mail Ballot	18
Total	18
7051233	
Poll Place	284
Vote by Mail	284
Mail Ballot	284
Total	284

Precinct	Yes		No		Total Votes
7050759					
Poll Place	0		0		0
Vote by Mail	0		0		0
Mail Ballot	4	28.57%	10	71.43%	14
Total	4	28.57%	10	71.43%	14
7050760					
Poll Place	0		0		0
Vote by Mail	0		0		0
Mail Ballot	0		0		0
Total	0		0		0
7050764					
Poll Place	0		0		0
Vote by Mail	0		0		0
Mail Ballot	0		0		0
Total	0		0		0
7050769					
Poll Place	0		0		0
Vote by Mail	0		0		0
Mail Ballot	0		0		0
Total	0		0		0
7051188					
Poll Place	0		0		0
Vote by Mail	0		0		0
Mail Ballot	3	37.50%	5	62.50%	8
Total	3	37.50%	5	62.50%	8
7051233					
Poll Place	0		0		0
Vote by Mail	0		0		0
Mail Ballot	89	54.27%	75	45.73%	164
Total	89	54.27%	75	45.73%	164

Precinct	Registered Voters
7051293	
Poll Place	177
Vote by Mail	177
Mail Ballot	177
Total	177
7051294	
Poll Place	63
Vote by Mail	63
Mail Ballot	63
Total	63
7051295	
Poll Place	15
Vote by Mail	15
Mail Ballot	15
Total	15
7051297	
Poll Place	209
Vote by Mail	209
Mail Ballot	209
Total	209
7051298	
Poll Place	289
Vote by Mail	289
Mail Ballot	289
Total	289
7051490	
Poll Place	7
Vote by Mail	7
Mail Ballot	7
Total	7

Precinct	Yes		No		Total Votes
7051293					
Poll Place	0		0		0
Vote by Mail	0		0		0
Mail Ballot	51	46.79%	58	53.21%	109
Total	51	46.79%	58	53.21%	109
7051294					
Poll Place	0		0		0
Vote by Mail	0		0		0
Mail Ballot	11	78.57%	3	21.43%	14
Total	11	78.57%	3	21.43%	14
7051295					
Poll Place	0		0		0
Vote by Mail	0		0		0
Mail Ballot	5	62.50%	3	37.50%	8
Total	5	62.50%	3	37.50%	8
7051297					
Poll Place	0		0		0
Vote by Mail	0		0		0
Mail Ballot	85	57.05%	64	42.95%	149
Total	85	57.05%	64	42.95%	149
7051298					
Poll Place	0		0		0
Vote by Mail	0		0		0
Mail Ballot	84	54.90%	69	45.10%	153
Total	84	54.90%	69	45.10%	153
7051490					
Poll Place	0		0		0
Vote by Mail	0		0		0
Mail Ballot	1	33.33%	2	66.67%	3
Total	1	33.33%	2	66.67%	3

Precinct	Registered Voters
7051494	
Poll Place	5
Vote by Mail	5
Mail Ballot	5
Total	5
7051679	
Poll Place	71
Vote by Mail	71
Mail Ballot	71
Total	71
7051704	
Poll Place	70
Vote by Mail	70
Mail Ballot	70
Total	70
7051739	
Poll Place	178
Vote by Mail	178
Mail Ballot	178
Total	178
7051751	
Poll Place	332
Vote by Mail	332
Mail Ballot	332
Total	332
7051779	
Poll Place	0
Vote by Mail	0
Mail Ballot	0
Total	0

Precinct	Yes		No		Total Votes
7051494					
Poll Place	0		0		0
Vote by Mail	0		0		0
Mail Ballot	2	66.67%	1	33.33%	3
Total	2	66.67%	1	33.33%	3
7051679					
Poll Place	0		0		0
Vote by Mail	0		0		0
Mail Ballot	13	65.00%	7	35.00%	20
Total	13	65.00%	7	35.00%	20
7051704					
Poll Place	0		0		0
Vote by Mail	0		0		0
Mail Ballot	18	51.43%	17	48.57%	35
Total	18	51.43%	17	48.57%	35
7051739					
Poll Place	0		0		0
Vote by Mail	0		0		0
Mail Ballot	44	39.64%	67	60.36%	111
Total	44	39.64%	67	60.36%	111
7051751					
Poll Place	0		0		0
Vote by Mail	0		0		0
Mail Ballot	103	57.54%	76	42.46%	179
Total	103	57.54%	76	42.46%	179
7051779					
Poll Place	0		0		0
Vote by Mail	0		0		0
Mail Ballot	0		0		0
Total	0		0		0

Precinct	Registered Voters
7051972	
Poll Place	7
Vote by Mail	7
Mail Ballot	7
Total	7
7052140	
Poll Place	203
Vote by Mail	203
Mail Ballot	203
Total	203
7052142	
Poll Place	9
Vote by Mail	9
Mail Ballot	9
Total	9
7052143	
Poll Place	139
Vote by Mail	139
Mail Ballot	139
Total	139
7052272	
Poll Place	14
Vote by Mail	14
Mail Ballot	14
Total	14
7052770	
Poll Place	178
Vote by Mail	178
Mail Ballot	178
Total	178

Precinct	Yes		No		Total Votes
7051972					
Poll Place	0		0		0
Vote by Mail	0		0		0
Mail Ballot	3	75.00%	1	25.00%	4
Total	3	75.00%	1	25.00%	4
7052140					
Poll Place	0		0		0
Vote by Mail	0		0		0
Mail Ballot	70	53.85%	60	46.15%	130
Total	70	53.85%	60	46.15%	130
7052142					
Poll Place	0		0		0
Vote by Mail	0		0		0
Mail Ballot	6	100.00%	0	0.00%	6
Total	6	100.00%	0	0.00%	6
7052143					
Poll Place	0		0		0
Vote by Mail	0		0		0
Mail Ballot	42	49.41%	43	50.59%	85
Total	42	49.41%	43	50.59%	85
7052272					
Poll Place	0		0		0
Vote by Mail	0		0		0
Mail Ballot	1	33.33%	2	66.67%	3
Total	1	33.33%	2	66.67%	3
7052770					
Poll Place	0		0		0
Vote by Mail	0		0		0
Mail Ballot	44	64.71%	24	35.29%	68
Total	44	64.71%	24	35.29%	68

Precinct	Registered Voters
7053012	
Poll Place	114
Vote by Mail	114
Mail Ballot	114
Total	114
7053449	
Poll Place	11
Vote by Mail	11
Mail Ballot	11
Total	11
7053495	
Poll Place	0
Vote by Mail	0
Mail Ballot	0
Total	0
7053752	
Poll Place	10
Vote by Mail	10
Mail Ballot	10
Total	10
7053765	
Poll Place	2
Vote by Mail	2
Mail Ballot	2
Total	2
Kern County - Total	425,526
Cumulative	
Cumulative	
Poll Place	0
Vote by Mail	0
Mail Ballot	0
Total	0

Precinct	Yes		No		Total Votes
7053012					
Poll Place	0		0		0
Vote by Mail	0		0		0
Mail Ballot	40	64.52%	22	35.48%	62
Total	40	64.52%	22	35.48%	62
7053449					
Poll Place	0		0		0
Vote by Mail	0		0		0
Mail Ballot	8	88.89%	1	11.11%	9
Total	8	88.89%	1	11.11%	9
7053495					
Poll Place	0		0		0
Vote by Mail	0		0		0
Mail Ballot	0		0		0
Total	0		0		0
7053752					
Poll Place	0		0		0
Vote by Mail	0		0		0
Mail Ballot	1	12.50%	7	87.50%	8
Total	1	12.50%	7	87.50%	8
7053765					
Poll Place	0		0		0
Vote by Mail	0		0		0
Mail Ballot	1	50.00%	1	50.00%	2
Total	1	50.00%	1	50.00%	2
Kern County - Total	144,607	48.56%	153,174	51.44%	297,781
Cumulative					
Cumulative					
Poll Place	0		0		0
Vote by Mail	0		0		0
Mail Ballot	0		0		0
Total	0		0		0

Precinct	Registered Voters
Cumulative - Total	0
County - Total	425,526

Precinct	Yes		No		Total Votes
Cumulative - Total	0		0		0
County - Total	144,607	48.56%	153,174	51.44%	297,781

PROPOSITION 25 (Vote for 1)

Precinct	Registered Voters
County	
Kern County	
0011155	
Poll Place	1,261
Vote by Mail	1,261
Mail Ballot	1,261
Total	1,261
0011190	
Poll Place	1,610
Vote by Mail	1,610
Mail Ballot	1,610
Total	1,610
0011195	
Poll Place	1,366
Vote by Mail	1,366
Mail Ballot	1,366
Total	1,366
0011530	
Poll Place	929
Vote by Mail	929
Mail Ballot	929
Total	929
0011540	
Poll Place	1,054
Vote by Mail	1,054
Mail Ballot	1,054
Total	1,054

Precinct	Yes		No		Total Votes
County					
Kern County					
0011155					
Poll Place	36	17.73%	167	82.27%	203
Vote by Mail	166	23.22%	549	76.78%	715
Mail Ballot	0		0		0
Total	202	22.00%	716	78.00%	918
0011190					
Poll Place	48	28.92%	118	71.08%	166
Vote by Mail	242	23.11%	805	76.89%	1,047
Mail Ballot	0		0		0
Total	290	23.91%	923	76.09%	1,213
0011195					
Poll Place	20	8.06%	228	91.94%	248
Vote by Mail	143	14.47%	845	85.53%	988
Mail Ballot	0		0		0
Total	163	13.19%	1,073	86.81%	1,236
0011530					
Poll Place	33	41.77%	46	58.23%	79
Vote by Mail	195	43.05%	258	56.95%	453
Mail Ballot	0		0		0
Total	228	42.86%	304	57.14%	532
0011540					
Poll Place	33	50.00%	33	50.00%	66
Vote by Mail	201	40.04%	301	59.96%	502
Mail Ballot	0		0		0
Total	234	41.20%	334	58.80%	568

Precinct	Registered Voters
0011546	
Poll Place	1,123
Vote by Mail	1,123
Mail Ballot	1,123
Total	1,123
0011548	
Poll Place	1,615
Vote by Mail	1,615
Mail Ballot	1,615
Total	1,615
0011550	
Poll Place	1,408
Vote by Mail	1,408
Mail Ballot	1,408
Total	1,408
0011552	
Poll Place	1,346
Vote by Mail	1,346
Mail Ballot	1,346
Total	1,346
0011554	
Poll Place	1,660
Vote by Mail	1,660
Mail Ballot	1,660
Total	1,660
0011557	
Poll Place	1,632
Vote by Mail	1,632
Mail Ballot	1,632
Total	1,632

Precinct	Yes		No		Total Votes
0011546					
Poll Place	34	39.08%	53	60.92%	87
Vote by Mail	236	42.22%	323	57.78%	559
Mail Ballot	0		0		0
Total	270	41.80%	376	58.20%	646
0011548					
Poll Place	35	33.98%	68	66.02%	103
Vote by Mail	391	37.20%	660	62.80%	1,051
Mail Ballot	0		0		0
Total	426	36.92%	728	63.08%	1,154
0011550					
Poll Place	22	27.50%	58	72.50%	80
Vote by Mail	325	39.39%	500	60.61%	825
Mail Ballot	0		0		0
Total	347	38.34%	558	61.66%	905
0011552					
Poll Place	45	42.45%	61	57.55%	106
Vote by Mail	271	38.55%	432	61.45%	703
Mail Ballot	0		0		0
Total	316	39.06%	493	60.94%	809
0011554					
Poll Place	52	38.81%	82	61.19%	134
Vote by Mail	336	43.02%	445	56.98%	781
Mail Ballot	0		0		0
Total	388	42.40%	527	57.60%	915
0011557					
Poll Place	46	40.00%	69	60.00%	115
Vote by Mail	348	42.54%	470	57.46%	818
Mail Ballot	0		0		0
Total	394	42.23%	539	57.77%	933

Precinct	Registered Voters
0011570	
Poll Place	1,087
Vote by Mail	1,087
Mail Ballot	1,087
Total	1,087
0011580	
Poll Place	1,070
Vote by Mail	1,070
Mail Ballot	1,070
Total	1,070
0011610	
Poll Place	882
Vote by Mail	882
Mail Ballot	882
Total	882
0011626	
Poll Place	1,859
Vote by Mail	1,859
Mail Ballot	1,859
Total	1,859
0011725	
Poll Place	1,209
Vote by Mail	1,209
Mail Ballot	1,209
Total	1,209
0011990	
Poll Place	836
Vote by Mail	836
Mail Ballot	836
Total	836

Precinct	Yes		No		Total Votes
0011570					
Poll Place	44	38.60%	70	61.40%	114
Vote by Mail	226	42.09%	311	57.91%	537
Mail Ballot	0		0		0
Total	270	41.47%	381	58.53%	651
0011580					
Poll Place	30	31.58%	65	68.42%	95
Vote by Mail	228	38.64%	362	61.36%	590
Mail Ballot	0		0		0
Total	258	37.66%	427	62.34%	685
0011610					
Poll Place	32	32.00%	68	68.00%	100
Vote by Mail	167	35.46%	304	64.54%	471
Mail Ballot	0		0		0
Total	199	34.85%	372	65.15%	571
0011626					
Poll Place	37	35.24%	68	64.76%	105
Vote by Mail	450	38.96%	705	61.04%	1,155
Mail Ballot	0		0		0
Total	487	38.65%	773	61.35%	1,260
0011725					
Poll Place	36	23.08%	120	76.92%	156
Vote by Mail	221	26.95%	599	73.05%	820
Mail Ballot	0		0		0
Total	257	26.33%	719	73.67%	976
0011990					
Poll Place	29	16.57%	146	83.43%	175
Vote by Mail	141	28.43%	355	71.57%	496
Mail Ballot	0		0		0
Total	170	25.34%	501	74.66%	671

Precinct	Registered Voters
0011991	
Poll Place	876
Vote by Mail	876
Mail Ballot	876
Total	876
0012171	
Poll Place	945
Vote by Mail	945
Mail Ballot	945
Total	945
0012173	
Poll Place	667
Vote by Mail	667
Mail Ballot	667
Total	667
0012505	
Poll Place	1,106
Vote by Mail	1,106
Mail Ballot	1,106
Total	1,106
0012591	
Poll Place	1,253
Vote by Mail	1,253
Mail Ballot	1,253
Total	1,253
0012592	
Poll Place	1,136
Vote by Mail	1,136
Mail Ballot	1,136
Total	1,136

Precinct	Yes		No		Total Votes
0011991					
Poll Place	40	19.70%	163	80.30%	203
Vote by Mail	110	22.27%	384	77.73%	494
Mail Ballot	0		0		0
Total	150	21.52%	547	78.48%	697
0012171					
Poll Place	17	14.91%	97	85.09%	114
Vote by Mail	113	20.73%	432	79.27%	545
Mail Ballot	0		0		0
Total	130	19.73%	529	80.27%	659
0012173					
Poll Place	20	16.00%	105	84.00%	125
Vote by Mail	85	21.74%	306	78.26%	391
Mail Ballot	0		0		0
Total	105	20.35%	411	79.65%	516
0012505					
Poll Place	30	18.29%	134	81.71%	164
Vote by Mail	157	21.63%	569	78.37%	726
Mail Ballot	0		0		0
Total	187	21.01%	703	78.99%	890
0012591					
Poll Place	69	41.57%	97	58.43%	166
Vote by Mail	195	34.57%	369	65.43%	564
Mail Ballot	0		0		0
Total	264	36.16%	466	63.84%	730
0012592					
Poll Place	25	26.60%	69	73.40%	94
Vote by Mail	173	31.45%	377	68.55%	550
Mail Ballot	0		0		0
Total	198	30.75%	446	69.25%	644

Precinct	Registered Voters
0012593	
Poll Place	1,820
Vote by Mail	1,820
Mail Ballot	1,820
Total	1,820
0012620	
Poll Place	1,480
Vote by Mail	1,480
Mail Ballot	1,480
Total	1,480
0012622	
Poll Place	1,303
Vote by Mail	1,303
Mail Ballot	1,303
Total	1,303
0012623	
Poll Place	1,824
Vote by Mail	1,824
Mail Ballot	1,824
Total	1,824
0012650	
Poll Place	1,338
Vote by Mail	1,338
Mail Ballot	1,338
Total	1,338
0012670	
Poll Place	1,586
Vote by Mail	1,586
Mail Ballot	1,586
Total	1,586

Precinct	Yes		No		Total Votes
0012593					
Poll Place	65	33.85%	127	66.15%	192
Vote by Mail	323	35.19%	595	64.81%	918
Mail Ballot	0		0		0
Total	388	34.95%	722	65.05%	1,110
0012620					
Poll Place	21	12.88%	142	87.12%	163
Vote by Mail	227	25.91%	649	74.09%	876
Mail Ballot	0		0		0
Total	248	23.87%	791	76.13%	1,039
0012622					
Poll Place	16	12.60%	111	87.40%	127
Vote by Mail	146	17.28%	699	82.72%	845
Mail Ballot	0		0		0
Total	162	16.67%	810	83.33%	972
0012623					
Poll Place	54	18.69%	235	81.31%	289
Vote by Mail	230	21.70%	830	78.30%	1,060
Mail Ballot	0		0		0
Total	284	21.05%	1,065	78.95%	1,349
0012650					
Poll Place	16	11.51%	123	88.49%	139
Vote by Mail	163	17.38%	775	82.62%	938
Mail Ballot	0		0		0
Total	179	16.62%	898	83.38%	1,077
0012670					
Poll Place	28	12.44%	197	87.56%	225
Vote by Mail	183	18.85%	788	81.15%	971
Mail Ballot	0		0		0
Total	211	17.64%	985	82.36%	1,196

Precinct	Registered Voters
0012709	
Poll Place	1,124
Vote by Mail	1,124
Mail Ballot	1,124
Total	1,124
0012921	
Poll Place	1,809
Vote by Mail	1,809
Mail Ballot	1,809
Total	1,809
0012922	
Poll Place	863
Vote by Mail	863
Mail Ballot	863
Total	863
0012923	
Poll Place	933
Vote by Mail	933
Mail Ballot	933
Total	933
0012924	
Poll Place	1,620
Vote by Mail	1,620
Mail Ballot	1,620
Total	1,620
0012925	
Poll Place	1,566
Vote by Mail	1,566
Mail Ballot	1,566
Total	1,566

Precinct	Yes		No		Total Votes
0012709					
Poll Place	25	16.13%	130	83.87%	155
Vote by Mail	160	22.92%	538	77.08%	698
Mail Ballot	0		0		0
Total	185	21.69%	668	78.31%	853
0012921					
Poll Place	43	24.71%	131	75.29%	174
Vote by Mail	371	31.36%	812	68.64%	1,183
Mail Ballot	0		0		0
Total	414	30.51%	943	69.49%	1,357
0012922					
Poll Place	16	17.78%	74	82.22%	90
Vote by Mail	199	33.17%	401	66.83%	600
Mail Ballot	0		0		0
Total	215	31.16%	475	68.84%	690
0012923					
Poll Place	19	21.59%	69	78.41%	88
Vote by Mail	182	31.87%	389	68.13%	571
Mail Ballot	0		0		0
Total	201	30.50%	458	69.50%	659
0012924					
Poll Place	39	22.94%	131	77.06%	170
Vote by Mail	342	29.97%	799	70.03%	1,141
Mail Ballot	0		0		0
Total	381	29.06%	930	70.94%	1,311
0012925					
Poll Place	42	23.08%	140	76.92%	182
Vote by Mail	344	36.60%	596	63.40%	940
Mail Ballot	0		0		0
Total	386	34.40%	736	65.60%	1,122

Precinct	Registered Voters
0012927	
Poll Place	1,087
Vote by Mail	1,087
Mail Ballot	1,087
Total	1,087
0012928	
Poll Place	1,816
Vote by Mail	1,816
Mail Ballot	1,816
Total	1,816
0012929	
Poll Place	1,479
Vote by Mail	1,479
Mail Ballot	1,479
Total	1,479
0012933	
Poll Place	1,583
Vote by Mail	1,583
Mail Ballot	1,583
Total	1,583
0012934	
Poll Place	889
Vote by Mail	889
Mail Ballot	889
Total	889
0012935	
Poll Place	1,111
Vote by Mail	1,111
Mail Ballot	1,111
Total	1,111

Precinct	Yes		No		Total Votes
0012927					
Poll Place	30	19.61%	123	80.39%	153
Vote by Mail	186	26.76%	509	73.24%	695
Mail Ballot	0		0		0
Total	216	25.47%	632	74.53%	848
0012928					
Poll Place	42	25.77%	121	74.23%	163
Vote by Mail	357	30.72%	805	69.28%	1,162
Mail Ballot	0		0		0
Total	399	30.11%	926	69.89%	1,325
0012929					
Poll Place	28	17.39%	133	82.61%	161
Vote by Mail	300	30.18%	694	69.82%	994
Mail Ballot	0		0		0
Total	328	28.40%	827	71.60%	1,155
0012933					
Poll Place	38	21.97%	135	78.03%	173
Vote by Mail	320	27.85%	829	72.15%	1,149
Mail Ballot	0		0		0
Total	358	27.08%	964	72.92%	1,322
0012934					
Poll Place	30	25.00%	90	75.00%	120
Vote by Mail	150	28.20%	382	71.80%	532
Mail Ballot	0		0		0
Total	180	27.61%	472	72.39%	652
0012935					
Poll Place	19	20.88%	72	79.12%	91
Vote by Mail	267	32.32%	559	67.68%	826
Mail Ballot	0		0		0
Total	286	31.19%	631	68.81%	917

Precinct	Registered Voters
0012941	
Poll Place	1,522
Vote by Mail	1,522
Mail Ballot	1,522
Total	1,522
0012996	
Poll Place	838
Vote by Mail	838
Mail Ballot	838
Total	838
0013070	
Poll Place	937
Vote by Mail	937
Mail Ballot	937
Total	937
0013072	
Poll Place	742
Vote by Mail	742
Mail Ballot	742
Total	742
0013076	
Poll Place	478
Vote by Mail	478
Mail Ballot	478
Total	478
0013078	
Poll Place	760
Vote by Mail	760
Mail Ballot	760
Total	760

Precinct	Yes		No		Total Votes
0012941					
Poll Place	28	23.33%	92	76.67%	120
Vote by Mail	340	32.95%	692	67.05%	1,032
Mail Ballot	0		0		0
Total	368	31.94%	784	68.06%	1,152
0012996					
Poll Place	21	20.39%	82	79.61%	103
Vote by Mail	196	32.67%	404	67.33%	600
Mail Ballot	0		0		0
Total	217	30.87%	486	69.13%	703
0013070					
Poll Place	12	18.46%	53	81.54%	65
Vote by Mail	183	26.03%	520	73.97%	703
Mail Ballot	0		0		0
Total	195	25.39%	573	74.61%	768
0013072					
Poll Place	7	10.14%	62	89.86%	69
Vote by Mail	135	24.55%	415	75.45%	550
Mail Ballot	0		0		0
Total	142	22.94%	477	77.06%	619
0013076					
Poll Place	8	10.67%	67	89.33%	75
Vote by Mail	75	25.68%	217	74.32%	292
Mail Ballot	0		0		0
Total	83	22.62%	284	77.38%	367
0013078					
Poll Place	37	24.18%	116	75.82%	153
Vote by Mail	101	24.40%	313	75.60%	414
Mail Ballot	0		0		0
Total	138	24.34%	429	75.66%	567

Precinct	Registered Voters
0013100	
Poll Place	1,461
Vote by Mail	1,461
Mail Ballot	1,461
Total	1,461
0013107	
Poll Place	1,295
Vote by Mail	1,295
Mail Ballot	1,295
Total	1,295
0013110	
Poll Place	1,486
Vote by Mail	1,486
Mail Ballot	1,486
Total	1,486
0013120	
Poll Place	1,245
Vote by Mail	1,245
Mail Ballot	1,245
Total	1,245
0013129	
Poll Place	861
Vote by Mail	861
Mail Ballot	861
Total	861
0013194	
Poll Place	535
Vote by Mail	535
Mail Ballot	535
Total	535

Precinct	Yes		No		Total Votes
0013100					
Poll Place	42	29.79%	99	70.21%	141
Vote by Mail	212	26.40%	591	73.60%	803
Mail Ballot	0		0		0
Total	254	26.91%	690	73.09%	944
0013107					
Poll Place	32	26.45%	89	73.55%	121
Vote by Mail	189	29.53%	451	70.47%	640
Mail Ballot	0		0		0
Total	221	29.04%	540	70.96%	761
0013110					
Poll Place	55	31.25%	121	68.75%	176
Vote by Mail	243	28.89%	598	71.11%	841
Mail Ballot	0		0		0
Total	298	29.30%	719	70.70%	1,017
0013120					
Poll Place	41	27.52%	108	72.48%	149
Vote by Mail	209	30.16%	484	69.84%	693
Mail Ballot	0		0		0
Total	250	29.69%	592	70.31%	842
0013129					
Poll Place	28	31.46%	61	68.54%	89
Vote by Mail	180	38.63%	286	61.37%	466
Mail Ballot	0		0		0
Total	208	37.48%	347	62.52%	555
0013194					
Poll Place	9	15.52%	49	84.48%	58
Vote by Mail	70	20.71%	268	79.29%	338
Mail Ballot	0		0		0
Total	79	19.95%	317	80.05%	396

Precinct	Registered Voters
0015106	
Poll Place	1,590
Vote by Mail	1,590
Mail Ballot	1,590
Total	1,590
0015109	
Poll Place	976
Vote by Mail	976
Mail Ballot	976
Total	976
0015110	
Poll Place	881
Vote by Mail	881
Mail Ballot	881
Total	881
0015113	
Poll Place	1,121
Vote by Mail	1,121
Mail Ballot	1,121
Total	1,121
0015114	
Poll Place	797
Vote by Mail	797
Mail Ballot	797
Total	797
0015123	
Poll Place	1,080
Vote by Mail	1,080
Mail Ballot	1,080
Total	1,080

Precinct	Yes		No		Total Votes
0015106					
Poll Place	25	19.69%	102	80.31%	127
Vote by Mail	346	27.44%	915	72.56%	1,261
Mail Ballot	0		0		0
Total	371	26.73%	1,017	73.27%	1,388
0015109					
Poll Place	19	21.84%	68	78.16%	87
Vote by Mail	178	24.35%	553	75.65%	731
Mail Ballot	0		0		0
Total	197	24.08%	621	75.92%	818
0015110					
Poll Place	2	9.09%	20	90.91%	22
Vote by Mail	129	16.75%	641	83.25%	770
Mail Ballot	0		0		0
Total	131	16.54%	661	83.46%	792
0015113					
Poll Place	26	16.88%	128	83.12%	154
Vote by Mail	167	21.69%	603	78.31%	770
Mail Ballot	0		0		0
Total	193	20.89%	731	79.11%	924
0015114					
Poll Place	8	8.79%	83	91.21%	91
Vote by Mail	140	26.42%	390	73.58%	530
Mail Ballot	0		0		0
Total	148	23.83%	473	76.17%	621
0015123					
Poll Place	21	13.46%	135	86.54%	156
Vote by Mail	147	21.00%	553	79.00%	700
Mail Ballot	0		0		0
Total	168	19.63%	688	80.37%	856

Precinct	Registered Voters
0015124	
Poll Place	1,123
Vote by Mail	1,123
Mail Ballot	1,123
Total	1,123
0015132	
Poll Place	1,049
Vote by Mail	1,049
Mail Ballot	1,049
Total	1,049
0015133	
Poll Place	927
Vote by Mail	927
Mail Ballot	927
Total	927
0015135	
Poll Place	1,146
Vote by Mail	1,146
Mail Ballot	1,146
Total	1,146
0020121	
Poll Place	730
Vote by Mail	730
Mail Ballot	730
Total	730
0020232	
Poll Place	735
Vote by Mail	735
Mail Ballot	735
Total	735

Precinct	Yes		No		Total Votes
0015124					
Poll Place	11	9.65%	103	90.35%	114
Vote by Mail	171	21.54%	623	78.46%	794
Mail Ballot	0		0		0
Total	182	20.04%	726	79.96%	908
0015132					
Poll Place	17	21.52%	62	78.48%	79
Vote by Mail	172	21.00%	647	79.00%	819
Mail Ballot	0		0		0
Total	189	21.05%	709	78.95%	898
0015133					
Poll Place	22	15.83%	117	84.17%	139
Vote by Mail	146	23.29%	481	76.71%	627
Mail Ballot	0		0		0
Total	168	21.93%	598	78.07%	766
0015135					
Poll Place	26	21.67%	94	78.33%	120
Vote by Mail	281	37.17%	475	62.83%	756
Mail Ballot	0		0		0
Total	307	35.05%	569	64.95%	876
0020121					
Poll Place	29	19.86%	117	80.14%	146
Vote by Mail	103	28.93%	253	71.07%	356
Mail Ballot	0		0		0
Total	132	26.29%	370	73.71%	502
0020232					
Poll Place	34	44.16%	43	55.84%	77
Vote by Mail	157	42.55%	212	57.45%	369
Mail Ballot	0		0		0
Total	191	42.83%	255	57.17%	446

Precinct	Registered Voters
0020236	
Poll Place	1,561
Vote by Mail	1,561
Mail Ballot	1,561
Total	1,561
0020243	
Poll Place	1,601
Vote by Mail	1,601
Mail Ballot	1,601
Total	1,601
0020245	
Poll Place	1,507
Vote by Mail	1,507
Mail Ballot	1,507
Total	1,507
0020246	
Poll Place	1,070
Vote by Mail	1,070
Mail Ballot	1,070
Total	1,070
0020248	
Poll Place	631
Vote by Mail	631
Mail Ballot	631
Total	631
0020249	
Poll Place	893
Vote by Mail	893
Mail Ballot	893
Total	893

Precinct	Yes		No		Total Votes
0020236					
Poll Place	45	43.27%	59	56.73%	104
Vote by Mail	299	42.65%	402	57.35%	701
Mail Ballot	0		0		0
Total	344	42.73%	461	57.27%	805
0020243					
Poll Place	44	37.93%	72	62.07%	116
Vote by Mail	331	34.44%	630	65.56%	961
Mail Ballot	0		0		0
Total	375	34.82%	702	65.18%	1,077
0020245					
Poll Place	41	35.96%	73	64.04%	114
Vote by Mail	309	40.60%	452	59.40%	761
Mail Ballot	0		0		0
Total	350	40.00%	525	60.00%	875
0020246					
Poll Place	51	40.80%	74	59.20%	125
Vote by Mail	208	38.45%	333	61.55%	541
Mail Ballot	0		0		0
Total	259	38.89%	407	61.11%	666
0020248					
Poll Place	24	36.92%	41	63.08%	65
Vote by Mail	134	44.22%	169	55.78%	303
Mail Ballot	0		0		0
Total	158	42.93%	210	57.07%	368
0020249					
Poll Place	20	36.36%	35	63.64%	55
Vote by Mail	184	32.51%	382	67.49%	566
Mail Ballot	0		0		0
Total	204	32.85%	417	67.15%	621

Precinct	Registered Voters
0020253	
Poll Place	681
Vote by Mail	681
Mail Ballot	681
Total	681
0020254	
Poll Place	1,589
Vote by Mail	1,589
Mail Ballot	1,589
Total	1,589
0020256	
Poll Place	1,566
Vote by Mail	1,566
Mail Ballot	1,566
Total	1,566
0020257	
Poll Place	724
Vote by Mail	724
Mail Ballot	724
Total	724
0020260	
Poll Place	968
Vote by Mail	968
Mail Ballot	968
Total	968
0020262	
Poll Place	764
Vote by Mail	764
Mail Ballot	764
Total	764

Precinct	Yes		No		Total Votes
0020253					
Poll Place	24	31.58%	52	68.42%	76
Vote by Mail	112	32.94%	228	67.06%	340
Mail Ballot	0		0		0
Total	136	32.69%	280	67.31%	416
0020254					
Poll Place	42	23.86%	134	76.14%	176
Vote by Mail	243	28.66%	605	71.34%	848
Mail Ballot	0		0		0
Total	285	27.83%	739	72.17%	1,024
0020256					
Poll Place	40	29.20%	97	70.80%	137
Vote by Mail	377	37.25%	635	62.75%	1,012
Mail Ballot	0		0		0
Total	417	36.29%	732	63.71%	1,149
0020257					
Poll Place	26	33.33%	52	66.67%	78
Vote by Mail	147	38.68%	233	61.32%	380
Mail Ballot	0		0		0
Total	173	37.77%	285	62.23%	458
0020260					
Poll Place	33	42.31%	45	57.69%	78
Vote by Mail	211	38.72%	334	61.28%	545
Mail Ballot	0		0		0
Total	244	39.17%	379	60.83%	623
0020262					
Poll Place	37	36.27%	65	63.73%	102
Vote by Mail	150	31.51%	326	68.49%	476
Mail Ballot	0		0		0
Total	187	32.35%	391	67.65%	578

Precinct	Registered Voters
0020263	
Poll Place	889
Vote by Mail	889
Mail Ballot	889
Total	889
0020271	
Poll Place	1,447
Vote by Mail	1,447
Mail Ballot	1,447
Total	1,447
0020272	
Poll Place	1,459
Vote by Mail	1,459
Mail Ballot	1,459
Total	1,459
0020282	
Poll Place	1,210
Vote by Mail	1,210
Mail Ballot	1,210
Total	1,210
0020283	
Poll Place	2,570
Vote by Mail	2,570
Mail Ballot	2,570
Total	2,570
0020284	
Poll Place	908
Vote by Mail	908
Mail Ballot	908
Total	908

Precinct	Yes		No		Total Votes
0020263					
Poll Place	22	30.14%	51	69.86%	73
Vote by Mail	242	45.32%	292	54.68%	534
Mail Ballot	0		0		0
Total	264	43.49%	343	56.51%	607
0020271					
Poll Place	43	34.40%	82	65.60%	125
Vote by Mail	283	33.81%	554	66.19%	837
Mail Ballot	0		0		0
Total	326	33.89%	636	66.11%	962
0020272					
Poll Place	33	37.93%	54	62.07%	87
Vote by Mail	369	42.76%	494	57.24%	863
Mail Ballot	0		0		0
Total	402	42.32%	548	57.68%	950
0020282					
Poll Place	38	26.95%	103	73.05%	141
Vote by Mail	264	34.78%	495	65.22%	759
Mail Ballot	0		0		0
Total	302	33.56%	598	66.44%	900
0020283					
Poll Place	63	35.39%	115	64.61%	178
Vote by Mail	674	41.30%	958	58.70%	1,632
Mail Ballot	0		0		0
Total	737	40.72%	1,073	59.28%	1,810
0020284					
Poll Place	26	29.21%	63	70.79%	89
Vote by Mail	182	37.45%	304	62.55%	486
Mail Ballot	0		0		0
Total	208	36.17%	367	63.83%	575

Precinct	Registered Voters
0020286	
Poll Place	1,505
Vote by Mail	1,505
Mail Ballot	1,505
Total	1,505
0020288	
Poll Place	924
Vote by Mail	924
Mail Ballot	924
Total	924
0020289	
Poll Place	1,429
Vote by Mail	1,429
Mail Ballot	1,429
Total	1,429
0020294	
Poll Place	1,168
Vote by Mail	1,168
Mail Ballot	1,168
Total	1,168
0020298	
Poll Place	1,210
Vote by Mail	1,210
Mail Ballot	1,210
Total	1,210
0021143	
Poll Place	1,124
Vote by Mail	1,124
Mail Ballot	1,124
Total	1,124

Precinct	Yes		No		Total Votes
0020286					
Poll Place	37	31.09%	82	68.91%	119
Vote by Mail	380	39.83%	574	60.17%	954
Mail Ballot	0		0		0
Total	417	38.86%	656	61.14%	1,073
0020288					
Poll Place	16	21.92%	57	78.08%	73
Vote by Mail	174	39.28%	269	60.72%	443
Mail Ballot	0		0		0
Total	190	36.82%	326	63.18%	516
0020289					
Poll Place	31	26.96%	84	73.04%	115
Vote by Mail	260	33.77%	510	66.23%	770
Mail Ballot	0		0		0
Total	291	32.88%	594	67.12%	885
0020294					
Poll Place	23	21.50%	84	78.50%	107
Vote by Mail	265	35.62%	479	64.38%	744
Mail Ballot	0		0		0
Total	288	33.84%	563	66.16%	851
0020298					
Poll Place	29	35.37%	53	64.63%	82
Vote by Mail	307	41.04%	441	58.96%	748
Mail Ballot	0		0		0
Total	336	40.48%	494	59.52%	830
0021143					
Poll Place	27	16.07%	141	83.93%	168
Vote by Mail	202	25.51%	590	74.49%	792
Mail Ballot	0		0		0
Total	229	23.85%	731	76.15%	960

Precinct	Registered Voters
0021144	
Poll Place	983
Vote by Mail	983
Mail Ballot	983
Total	983
0021145	
Poll Place	1,444
Vote by Mail	1,444
Mail Ballot	1,444
Total	1,444
0021148	
Poll Place	852
Vote by Mail	852
Mail Ballot	852
Total	852
0021275	
Poll Place	1,627
Vote by Mail	1,627
Mail Ballot	1,627
Total	1,627
0021280	
Poll Place	920
Vote by Mail	920
Mail Ballot	920
Total	920
0021281	
Poll Place	1,139
Vote by Mail	1,139
Mail Ballot	1,139
Total	1,139

Precinct	Yes		No		Total Votes
0021144					
Poll Place	11	9.57%	104	90.43%	115
Vote by Mail	181	25.39%	532	74.61%	713
Mail Ballot	0		0		0
Total	192	23.19%	636	76.81%	828
0021145					
Poll Place	18	9.47%	172	90.53%	190
Vote by Mail	270	25.05%	808	74.95%	1,078
Mail Ballot	0		0		0
Total	288	22.71%	980	77.29%	1,268
0021148					
Poll Place	10	8.00%	115	92.00%	125
Vote by Mail	155	25.58%	451	74.42%	606
Mail Ballot	0		0		0
Total	165	22.57%	566	77.43%	731
0021275					
Poll Place	47	30.13%	109	69.87%	156
Vote by Mail	319	36.09%	565	63.91%	884
Mail Ballot	0		0		0
Total	366	35.19%	674	64.81%	1,040
0021280					
Poll Place	39	36.45%	68	63.55%	107
Vote by Mail	206	41.62%	289	58.38%	495
Mail Ballot	0		0		0
Total	245	40.70%	357	59.30%	602
0021281					
Poll Place	35	24.48%	108	75.52%	143
Vote by Mail	251	35.35%	459	64.65%	710
Mail Ballot	0		0		0
Total	286	33.53%	567	66.47%	853

Precinct	Registered Voters
0021282	
Poll Place	1,118
Vote by Mail	1,118
Mail Ballot	1,118
Total	1,118
0021283	
Poll Place	1,561
Vote by Mail	1,561
Mail Ballot	1,561
Total	1,561
0021511	
Poll Place	382
Vote by Mail	382
Mail Ballot	382
Total	382
0021512	
Poll Place	1,090
Vote by Mail	1,090
Mail Ballot	1,090
Total	1,090
0021513	
Poll Place	262
Vote by Mail	262
Mail Ballot	262
Total	262
0021660	
Poll Place	351
Vote by Mail	351
Mail Ballot	351
Total	351

Precinct	Yes		No		Total Votes
0021282					
Poll Place	37	22.84%	125	77.16%	162
Vote by Mail	250	39.75%	379	60.25%	629
Mail Ballot	0		0		0
Total	287	36.28%	504	63.72%	791
0021283					
Poll Place	60	28.71%	149	71.29%	209
Vote by Mail	333	38.99%	521	61.01%	854
Mail Ballot	0		0		0
Total	393	36.97%	670	63.03%	1,063
0021511					
Poll Place	4	9.52%	38	90.48%	42
Vote by Mail	36	12.77%	246	87.23%	282
Mail Ballot	0		0		0
Total	40	12.35%	284	87.65%	324
0021512					
Poll Place	14	11.86%	104	88.14%	118
Vote by Mail	154	19.23%	647	80.77%	801
Mail Ballot	0		0		0
Total	168	18.28%	751	81.72%	919
0021513					
Poll Place	2	8.70%	21	91.30%	23
Vote by Mail	31	15.50%	169	84.50%	200
Mail Ballot	0		0		0
Total	33	14.80%	190	85.20%	223
0021660					
Poll Place	14	16.28%	72	83.72%	86
Vote by Mail	47	24.87%	142	75.13%	189
Mail Ballot	0		0		0
Total	61	22.18%	214	77.82%	275

Precinct	Registered Voters
0021710	
Poll Place	540
Vote by Mail	540
Mail Ballot	540
Total	540
0021781	
Poll Place	583
Vote by Mail	583
Mail Ballot	583
Total	583
0021885	
Poll Place	876
Vote by Mail	876
Mail Ballot	876
Total	876
0021886	
Poll Place	1,008
Vote by Mail	1,008
Mail Ballot	1,008
Total	1,008
0021888	
Poll Place	1,381
Vote by Mail	1,381
Mail Ballot	1,381
Total	1,381
0021889	
Poll Place	1,513
Vote by Mail	1,513
Mail Ballot	1,513
Total	1,513

Precinct	Yes		No		Total Votes
0021710					
Poll Place	10	10.64%	84	89.36%	94
Vote by Mail	89	29.77%	210	70.23%	299
Mail Ballot	0		0		0
Total	99	25.19%	294	74.81%	393
0021781					
Poll Place	24	20.00%	96	80.00%	120
Vote by Mail	57	15.70%	306	84.30%	363
Mail Ballot	0		0		0
Total	81	16.77%	402	83.23%	483
0021885					
Poll Place	21	16.15%	109	83.85%	130
Vote by Mail	150	25.91%	429	74.09%	579
Mail Ballot	0		0		0
Total	171	24.12%	538	75.88%	709
0021886					
Poll Place	20	25.64%	58	74.36%	78
Vote by Mail	158	24.73%	481	75.27%	639
Mail Ballot	0		0		0
Total	178	24.83%	539	75.17%	717
0021888					
Poll Place	14	9.21%	138	90.79%	152
Vote by Mail	197	19.05%	837	80.95%	1,034
Mail Ballot	0		0		0
Total	211	17.79%	975	82.21%	1,186
0021889					
Poll Place	26	16.25%	134	83.75%	160
Vote by Mail	220	20.30%	864	79.70%	1,084
Mail Ballot	0		0		0
Total	246	19.77%	998	80.23%	1,244

Precinct	Registered Voters
0021894	
Poll Place	1,067
Vote by Mail	1,067
Mail Ballot	1,067
Total	1,067
0022003	
Poll Place	856
Vote by Mail	856
Mail Ballot	856
Total	856
0022004	
Poll Place	867
Vote by Mail	867
Mail Ballot	867
Total	867
0022005	
Poll Place	1,026
Vote by Mail	1,026
Mail Ballot	1,026
Total	1,026
0022006	
Poll Place	1,648
Vote by Mail	1,648
Mail Ballot	1,648
Total	1,648
0022008	
Poll Place	1,461
Vote by Mail	1,461
Mail Ballot	1,461
Total	1,461

Precinct	Yes		No		Total Votes
0021894					
Poll Place	24	15.09%	135	84.91%	159
Vote by Mail	165	23.61%	534	76.39%	699
Mail Ballot	0		0		0
Total	189	22.03%	669	77.97%	858
0022003					
Poll Place	32	39.51%	49	60.49%	81
Vote by Mail	200	44.54%	249	55.46%	449
Mail Ballot	0		0		0
Total	232	43.77%	298	56.23%	530
0022004					
Poll Place	18	33.33%	36	66.67%	54
Vote by Mail	180	37.82%	296	62.18%	476
Mail Ballot	0		0		0
Total	198	37.36%	332	62.64%	530
0022005					
Poll Place	33	39.29%	51	60.71%	84
Vote by Mail	190	40.43%	280	59.57%	470
Mail Ballot	0		0		0
Total	223	40.25%	331	59.75%	554
0022006					
Poll Place	44	37.61%	73	62.39%	117
Vote by Mail	318	34.57%	602	65.43%	920
Mail Ballot	0		0		0
Total	362	34.91%	675	65.09%	1,037
0022008					
Poll Place	24	24.74%	73	75.26%	97
Vote by Mail	295	35.24%	542	64.76%	837
Mail Ballot	0		0		0
Total	319	34.15%	615	65.85%	934

Precinct	Registered Voters
0022018	
Poll Place	1,880
Vote by Mail	1,880
Mail Ballot	1,880
Total	1,880
0022030	
Poll Place	1,776
Vote by Mail	1,776
Mail Ballot	1,776
Total	1,776
0022033	
Poll Place	1,204
Vote by Mail	1,204
Mail Ballot	1,204
Total	1,204
0022037	
Poll Place	1,726
Vote by Mail	1,726
Mail Ballot	1,726
Total	1,726
0022450	
Poll Place	1,586
Vote by Mail	1,586
Mail Ballot	1,586
Total	1,586
0022480	
Poll Place	1,258
Vote by Mail	1,258
Mail Ballot	1,258
Total	1,258

Precinct	Yes		No		Total Votes
0022018					
Poll Place	62	34.44%	118	65.56%	180
Vote by Mail	408	33.89%	796	66.11%	1,204
Mail Ballot	0		0		0
Total	470	33.96%	914	66.04%	1,384
0022030					
Poll Place	32	26.45%	89	73.55%	121
Vote by Mail	460	42.47%	623	57.53%	1,083
Mail Ballot	0		0		0
Total	492	40.86%	712	59.14%	1,204
0022033					
Poll Place	29	30.53%	66	69.47%	95
Vote by Mail	262	36.14%	463	63.86%	725
Mail Ballot	0		0		0
Total	291	35.49%	529	64.51%	820
0022037					
Poll Place	50	27.62%	131	72.38%	181
Vote by Mail	401	37.41%	671	62.59%	1,072
Mail Ballot	0		0		0
Total	451	35.99%	802	64.01%	1,253
0022450					
Poll Place	67	30.73%	151	69.27%	218
Vote by Mail	256	34.22%	492	65.78%	748
Mail Ballot	0		0		0
Total	323	33.44%	643	66.56%	966
0022480					
Poll Place	19	12.50%	133	87.50%	152
Vote by Mail	218	27.77%	567	72.23%	785
Mail Ballot	0		0		0
Total	237	25.29%	700	74.71%	937

Precinct	Registered Voters
0023020	
Poll Place	1,053
Vote by Mail	1,053
Mail Ballot	1,053
Total	1,053
0023021	
Poll Place	1,557
Vote by Mail	1,557
Mail Ballot	1,557
Total	1,557
0023023	
Poll Place	1,235
Vote by Mail	1,235
Mail Ballot	1,235
Total	1,235
0023025	
Poll Place	1,159
Vote by Mail	1,159
Mail Ballot	1,159
Total	1,159
0023030	
Poll Place	1,411
Vote by Mail	1,411
Mail Ballot	1,411
Total	1,411
0023031	
Poll Place	918
Vote by Mail	918
Mail Ballot	918
Total	918

Precinct	Yes		No		Total Votes
0023020					
Poll Place	31	26.96%	84	73.04%	115
Vote by Mail	199	31.99%	423	68.01%	622
Mail Ballot	0		0		0
Total	230	31.21%	507	68.79%	737
0023021					
Poll Place	44	23.40%	144	76.60%	188
Vote by Mail	306	36.69%	528	63.31%	834
Mail Ballot	0		0		0
Total	350	34.25%	672	65.75%	1,022
0023023					
Poll Place	23	20.35%	90	79.65%	113
Vote by Mail	266	32.80%	545	67.20%	811
Mail Ballot	0		0		0
Total	289	31.28%	635	68.72%	924
0023025					
Poll Place	39	23.78%	125	76.22%	164
Vote by Mail	273	37.92%	447	62.08%	720
Mail Ballot	0		0		0
Total	312	35.29%	572	64.71%	884
0023030					
Poll Place	69	36.51%	120	63.49%	189
Vote by Mail	289	43.59%	374	56.41%	663
Mail Ballot	0		0		0
Total	358	42.02%	494	57.98%	852
0023031					
Poll Place	39	23.93%	124	76.07%	163
Vote by Mail	173	30.14%	401	69.86%	574
Mail Ballot	0		0		0
Total	212	28.77%	525	71.23%	737

Precinct	Registered Voters
0023035	
Poll Place	1,205
Vote by Mail	1,205
Mail Ballot	1,205
Total	1,205
0023211	
Poll Place	1,114
Vote by Mail	1,114
Mail Ballot	1,114
Total	1,114
0023212	
Poll Place	833
Vote by Mail	833
Mail Ballot	833
Total	833
0023239	
Poll Place	389
Vote by Mail	389
Mail Ballot	389
Total	389
0023240	
Poll Place	789
Vote by Mail	789
Mail Ballot	789
Total	789
0023241	
Poll Place	685
Vote by Mail	685
Mail Ballot	685
Total	685

Precinct	Yes		No		Total Votes
0023035					
Poll Place	42	25.15%	125	74.85%	167
Vote by Mail	242	32.40%	505	67.60%	747
Mail Ballot	0		0		0
Total	284	31.07%	630	68.93%	914
0023211					
Poll Place	11	6.29%	164	93.71%	175
Vote by Mail	162	21.66%	586	78.34%	748
Mail Ballot	0		0		0
Total	173	18.74%	750	81.26%	923
0023212					
Poll Place	11	9.48%	105	90.52%	116
Vote by Mail	114	19.76%	463	80.24%	577
Mail Ballot	0		0		0
Total	125	18.04%	568	81.96%	693
0023239					
Poll Place	18	30.51%	41	69.49%	59
Vote by Mail	63	30.88%	141	69.12%	204
Mail Ballot	0		0		0
Total	81	30.80%	182	69.20%	263
0023240					
Poll Place	31	34.44%	59	65.56%	90
Vote by Mail	138	35.66%	249	64.34%	387
Mail Ballot	0		0		0
Total	169	35.43%	308	64.57%	477
0023241					
Poll Place	26	48.15%	28	51.85%	54
Vote by Mail	116	31.18%	256	68.82%	372
Mail Ballot	0		0		0
Total	142	33.33%	284	66.67%	426

Precinct	Registered Voters
0023401	
Poll Place	832
Vote by Mail	832
Mail Ballot	832
Total	832
0023402	
Poll Place	1,164
Vote by Mail	1,164
Mail Ballot	1,164
Total	1,164
0023404	
Poll Place	1,317
Vote by Mail	1,317
Mail Ballot	1,317
Total	1,317
0023406	
Poll Place	1,010
Vote by Mail	1,010
Mail Ballot	1,010
Total	1,010
0023450	
Poll Place	933
Vote by Mail	933
Mail Ballot	933
Total	933
0023451	
Poll Place	380
Vote by Mail	380
Mail Ballot	380
Total	380

Precinct	Yes		No		Total Votes
0023401					
Poll Place	21	19.81%	85	80.19%	106
Vote by Mail	144	28.40%	363	71.60%	507
Mail Ballot	0		0		0
Total	165	26.92%	448	73.08%	613
0023402					
Poll Place	16	10.96%	130	89.04%	146
Vote by Mail	177	23.76%	568	76.24%	745
Mail Ballot	0		0		0
Total	193	21.66%	698	78.34%	891
0023404					
Poll Place	26	20.00%	104	80.00%	130
Vote by Mail	220	24.23%	688	75.77%	908
Mail Ballot	0		0		0
Total	246	23.70%	792	76.30%	1,038
0023406					
Poll Place	19	22.09%	67	77.91%	86
Vote by Mail	182	31.33%	399	68.67%	581
Mail Ballot	0		0		0
Total	201	30.13%	466	69.87%	667
0023450					
Poll Place	36	22.93%	121	77.07%	157
Vote by Mail	129	22.36%	448	77.64%	577
Mail Ballot	0		0		0
Total	165	22.48%	569	77.52%	734
0023451					
Poll Place	12	24.49%	37	75.51%	49
Vote by Mail	46	19.74%	187	80.26%	233
Mail Ballot	0		0		0
Total	58	20.57%	224	79.43%	282

Precinct	Registered Voters
0023452	
Poll Place	854
Vote by Mail	854
Mail Ballot	854
Total	854
0025270	
Poll Place	996
Vote by Mail	996
Mail Ballot	996
Total	996
0025271	
Poll Place	933
Vote by Mail	933
Mail Ballot	933
Total	933
0025272	
Poll Place	1,098
Vote by Mail	1,098
Mail Ballot	1,098
Total	1,098
0025289	
Poll Place	1,010
Vote by Mail	1,010
Mail Ballot	1,010
Total	1,010
0030040	
Poll Place	1,257
Vote by Mail	1,257
Mail Ballot	1,257
Total	1,257

Precinct	Yes		No		Total Votes
0023452					
Poll Place	33	27.50%	87	72.50%	120
Vote by Mail	149	30.10%	346	69.90%	495
Mail Ballot	0		0		0
Total	182	29.59%	433	70.41%	615
0025270					
Poll Place	34	28.33%	86	71.67%	120
Vote by Mail	205	34.80%	384	65.20%	589
Mail Ballot	0		0		0
Total	239	33.71%	470	66.29%	709
0025271					
Poll Place	14	25.93%	40	74.07%	54
Vote by Mail	204	35.66%	368	64.34%	572
Mail Ballot	0		0		0
Total	218	34.82%	408	65.18%	626
0025272					
Poll Place	28	34.15%	54	65.85%	82
Vote by Mail	291	43.30%	381	56.70%	672
Mail Ballot	0		0		0
Total	319	42.31%	435	57.69%	754
0025289					
Poll Place	36	34.62%	68	65.38%	104
Vote by Mail	201	38.00%	328	62.00%	529
Mail Ballot	0		0		0
Total	237	37.44%	396	62.56%	633
0030040					
Poll Place	40	25.00%	120	75.00%	160
Vote by Mail	193	28.85%	476	71.15%	669
Mail Ballot	0		0		0
Total	233	28.11%	596	71.89%	829

Precinct	Registered Voters
0030060	
Poll Place	963
Vote by Mail	963
Mail Ballot	963
Total	963
0030150	
Poll Place	1,559
Vote by Mail	1,559
Mail Ballot	1,559
Total	1,559
0030170	
Poll Place	1,212
Vote by Mail	1,212
Mail Ballot	1,212
Total	1,212
0030302	
Poll Place	1,062
Vote by Mail	1,062
Mail Ballot	1,062
Total	1,062
0030304	
Poll Place	1,440
Vote by Mail	1,440
Mail Ballot	1,440
Total	1,440
0030308	
Poll Place	1,441
Vote by Mail	1,441
Mail Ballot	1,441
Total	1,441

Precinct	Yes		No		Total Votes
0030060					
Poll Place	32	22.22%	112	77.78%	144
Vote by Mail	136	25.47%	398	74.53%	534
Mail Ballot	0		0		0
Total	168	24.78%	510	75.22%	678
0030150					
Poll Place	41	27.33%	109	72.67%	150
Vote by Mail	192	29.58%	457	70.42%	649
Mail Ballot	0		0		0
Total	233	29.16%	566	70.84%	799
0030170					
Poll Place	39	30.95%	87	69.05%	126
Vote by Mail	153	28.54%	383	71.46%	536
Mail Ballot	0		0		0
Total	192	29.00%	470	71.00%	662
0030302					
Poll Place	34	28.57%	85	71.43%	119
Vote by Mail	234	40.91%	338	59.09%	572
Mail Ballot	0		0		0
Total	268	38.78%	423	61.22%	691
0030304					
Poll Place	29	32.95%	59	67.05%	88
Vote by Mail	304	34.16%	586	65.84%	890
Mail Ballot	0		0		0
Total	333	34.05%	645	65.95%	978
0030308					
Poll Place	28	30.11%	65	69.89%	93
Vote by Mail	330	39.90%	497	60.10%	827
Mail Ballot	0		0		0
Total	358	38.91%	562	61.09%	920

Precinct	Registered Voters
0030312	
Poll Place	1,132
Vote by Mail	1,132
Mail Ballot	1,132
Total	1,132
0030314	
Poll Place	1,121
Vote by Mail	1,121
Mail Ballot	1,121
Total	1,121
0030316	
Poll Place	964
Vote by Mail	964
Mail Ballot	964
Total	964
0030317	
Poll Place	514
Vote by Mail	514
Mail Ballot	514
Total	514
0030318	
Poll Place	1,425
Vote by Mail	1,425
Mail Ballot	1,425
Total	1,425
0030321	
Poll Place	774
Vote by Mail	774
Mail Ballot	774
Total	774

Precinct	Yes		No		Total Votes
0030312					
Poll Place	41	27.15%	110	72.85%	151
Vote by Mail	248	35.48%	451	64.52%	699
Mail Ballot	0		0		0
Total	289	34.00%	561	66.00%	850
0030314					
Poll Place	34	42.50%	46	57.50%	80
Vote by Mail	218	34.01%	423	65.99%	641
Mail Ballot	0		0		0
Total	252	34.95%	469	65.05%	721
0030316					
Poll Place	35	31.53%	76	68.47%	111
Vote by Mail	161	28.35%	407	71.65%	568
Mail Ballot	0		0		0
Total	196	28.87%	483	71.13%	679
0030317					
Poll Place	15	31.91%	32	68.09%	47
Vote by Mail	100	33.33%	200	66.67%	300
Mail Ballot	0		0		0
Total	115	33.14%	232	66.86%	347
0030318					
Poll Place	29	21.17%	108	78.83%	137
Vote by Mail	277	33.05%	561	66.95%	838
Mail Ballot	0		0		0
Total	306	31.38%	669	68.62%	975
0030321					
Poll Place	19	30.16%	44	69.84%	63
Vote by Mail	176	31.26%	387	68.74%	563
Mail Ballot	0		0		0
Total	195	31.15%	431	68.85%	626

Precinct	Registered Voters
0030322	
Poll Place	1,248
Vote by Mail	1,248
Mail Ballot	1,248
Total	1,248
0030325	
Poll Place	839
Vote by Mail	839
Mail Ballot	839
Total	839
0030332	
Poll Place	482
Vote by Mail	482
Mail Ballot	482
Total	482
0030337	
Poll Place	1,216
Vote by Mail	1,216
Mail Ballot	1,216
Total	1,216
0030338	
Poll Place	1,006
Vote by Mail	1,006
Mail Ballot	1,006
Total	1,006
0030339	
Poll Place	1,556
Vote by Mail	1,556
Mail Ballot	1,556
Total	1,556

Precinct	Yes		No		Total Votes
0030322					
Poll Place	30	21.28%	111	78.72%	141
Vote by Mail	239	29.15%	581	70.85%	820
Mail Ballot	0		0		0
Total	269	27.99%	692	72.01%	961
0030325					
Poll Place	20	32.79%	41	67.21%	61
Vote by Mail	146	28.35%	369	71.65%	515
Mail Ballot	0		0		0
Total	166	28.82%	410	71.18%	576
0030332					
Poll Place	14	43.75%	18	56.25%	32
Vote by Mail	74	41.57%	104	58.43%	178
Mail Ballot	0		0		0
Total	88	41.90%	122	58.10%	210
0030337					
Poll Place	19	17.76%	88	82.24%	107
Vote by Mail	268	32.88%	547	67.12%	815
Mail Ballot	0		0		0
Total	287	31.13%	635	68.87%	922
0030338					
Poll Place	33	26.19%	93	73.81%	126
Vote by Mail	178	27.60%	467	72.40%	645
Mail Ballot	0		0		0
Total	211	27.37%	560	72.63%	771
0030339					
Poll Place	45	24.73%	137	75.27%	182
Vote by Mail	311	33.40%	620	66.60%	931
Mail Ballot	0		0		0
Total	356	31.99%	757	68.01%	1,113

Precinct	Registered Voters
0030348	
Poll Place	931
Vote by Mail	931
Mail Ballot	931
Total	931
0030351	
Poll Place	1,528
Vote by Mail	1,528
Mail Ballot	1,528
Total	1,528
0030352	
Poll Place	1,029
Vote by Mail	1,029
Mail Ballot	1,029
Total	1,029
0030354	
Poll Place	696
Vote by Mail	696
Mail Ballot	696
Total	696
0030364	
Poll Place	929
Vote by Mail	929
Mail Ballot	929
Total	929
0030367	
Poll Place	1,526
Vote by Mail	1,526
Mail Ballot	1,526
Total	1,526

Precinct	Yes		No		Total Votes
0030348					
Poll Place	31	35.63%	56	64.37%	87
Vote by Mail	197	33.68%	388	66.32%	585
Mail Ballot	0		0		0
Total	228	33.93%	444	66.07%	672
0030351					
Poll Place	34	27.42%	90	72.58%	124
Vote by Mail	306	36.43%	534	63.57%	840
Mail Ballot	0		0		0
Total	340	35.27%	624	64.73%	964
0030352					
Poll Place	33	25.98%	94	74.02%	127
Vote by Mail	205	28.75%	508	71.25%	713
Mail Ballot	0		0		0
Total	238	28.33%	602	71.67%	840
0030354					
Poll Place	25	19.84%	101	80.16%	126
Vote by Mail	130	30.16%	301	69.84%	431
Mail Ballot	0		0		0
Total	155	27.83%	402	72.17%	557
0030364					
Poll Place	25	18.25%	112	81.75%	137
Vote by Mail	188	33.69%	370	66.31%	558
Mail Ballot	0		0		0
Total	213	30.65%	482	69.35%	695
0030367					
Poll Place	35	29.66%	83	70.34%	118
Vote by Mail	308	31.02%	685	68.98%	993
Mail Ballot	0		0		0
Total	343	30.87%	768	69.13%	1,111

Precinct	Registered Voters
0030370	
Poll Place	452
Vote by Mail	452
Mail Ballot	452
Total	452
0030374	
Poll Place	999
Vote by Mail	999
Mail Ballot	999
Total	999
0030385	
Poll Place	714
Vote by Mail	714
Mail Ballot	714
Total	714
0030386	
Poll Place	1,185
Vote by Mail	1,185
Mail Ballot	1,185
Total	1,185
0030387	
Poll Place	1,140
Vote by Mail	1,140
Mail Ballot	1,140
Total	1,140
0030389	
Poll Place	732
Vote by Mail	732
Mail Ballot	732
Total	732

Precinct	Yes		No		Total Votes
0030370					
Poll Place	13	30.23%	30	69.77%	43
Vote by Mail	86	32.21%	181	67.79%	267
Mail Ballot	0		0		0
Total	99	31.94%	211	68.06%	310
0030374					
Poll Place	36	31.86%	77	68.14%	113
Vote by Mail	219	35.21%	403	64.79%	622
Mail Ballot	0		0		0
Total	255	34.69%	480	65.31%	735
0030385					
Poll Place	17	26.56%	47	73.44%	64
Vote by Mail	135	25.71%	390	74.29%	525
Mail Ballot	0		0		0
Total	152	25.81%	437	74.19%	589
0030386					
Poll Place	22	18.33%	98	81.67%	120
Vote by Mail	187	23.32%	615	76.68%	802
Mail Ballot	0		0		0
Total	209	22.67%	713	77.33%	922
0030387					
Poll Place	27	16.98%	132	83.02%	159
Vote by Mail	157	19.31%	656	80.69%	813
Mail Ballot	0		0		0
Total	184	18.93%	788	81.07%	972
0030389					
Poll Place	20	29.41%	48	70.59%	68
Vote by Mail	169	33.73%	332	66.27%	501
Mail Ballot	0		0		0
Total	189	33.22%	380	66.78%	569

Precinct	Registered Voters
0030390	
Poll Place	1,320
Vote by Mail	1,320
Mail Ballot	1,320
Total	1,320
0030393	
Poll Place	856
Vote by Mail	856
Mail Ballot	856
Total	856
0030396	
Poll Place	812
Vote by Mail	812
Mail Ballot	812
Total	812
0030399	
Poll Place	1,198
Vote by Mail	1,198
Mail Ballot	1,198
Total	1,198
0031478	
Poll Place	593
Vote by Mail	593
Mail Ballot	593
Total	593
0031641	
Poll Place	610
Vote by Mail	610
Mail Ballot	610
Total	610

Precinct	Yes		No		Total Votes
0030390					
Poll Place	26	15.85%	138	84.15%	164
Vote by Mail	188	19.69%	767	80.31%	955
Mail Ballot	0		0		0
Total	214	19.12%	905	80.88%	1,119
0030393					
Poll Place	9	10.00%	81	90.00%	90
Vote by Mail	130	20.77%	496	79.23%	626
Mail Ballot	0		0		0
Total	139	19.41%	577	80.59%	716
0030396					
Poll Place	19	16.96%	93	83.04%	112
Vote by Mail	128	23.36%	420	76.64%	548
Mail Ballot	0		0		0
Total	147	22.27%	513	77.73%	660
0030399					
Poll Place	52	51.49%	49	48.51%	101
Vote by Mail	239	49.48%	244	50.52%	483
Mail Ballot	0		0		0
Total	291	49.83%	293	50.17%	584
0031478					
Poll Place	28	39.44%	43	60.56%	71
Vote by Mail	131	37.43%	219	62.57%	350
Mail Ballot	0		0		0
Total	159	37.77%	262	62.23%	421
0031641					
Poll Place	25	42.37%	34	57.63%	59
Vote by Mail	95	41.67%	133	58.33%	228
Mail Ballot	0		0		0
Total	120	41.81%	167	58.19%	287

Precinct	Registered Voters
0031642	
Poll Place	797
Vote by Mail	797
Mail Ballot	797
Total	797
0031772	
Poll Place	1,163
Vote by Mail	1,163
Mail Ballot	1,163
Total	1,163
0031935	
Poll Place	868
Vote by Mail	868
Mail Ballot	868
Total	868
0031950	
Poll Place	707
Vote by Mail	707
Mail Ballot	707
Total	707
0031953	
Poll Place	1,390
Vote by Mail	1,390
Mail Ballot	1,390
Total	1,390
0031960	
Poll Place	1,287
Vote by Mail	1,287
Mail Ballot	1,287
Total	1,287

Precinct	Yes		No		Total Votes
0031642					
Poll Place	29	50.88%	28	49.12%	57
Vote by Mail	121	38.54%	193	61.46%	314
Mail Ballot	0		0		0
Total	150	40.43%	221	59.57%	371
0031772					
Poll Place	31	20.67%	119	79.33%	150
Vote by Mail	171	31.84%	366	68.16%	537
Mail Ballot	0		0		0
Total	202	29.40%	485	70.60%	687
0031935					
Poll Place	25	30.12%	58	69.88%	83
Vote by Mail	182	39.39%	280	60.61%	462
Mail Ballot	0		0		0
Total	207	37.98%	338	62.02%	545
0031950					
Poll Place	24	25.00%	72	75.00%	96
Vote by Mail	102	29.91%	239	70.09%	341
Mail Ballot	0		0		0
Total	126	28.83%	311	71.17%	437
0031953					
Poll Place	29	25.44%	85	74.56%	114
Vote by Mail	275	40.44%	405	59.56%	680
Mail Ballot	0		0		0
Total	304	38.29%	490	61.71%	794
0031960					
Poll Place	31	36.47%	54	63.53%	85
Vote by Mail	278	36.63%	481	63.37%	759
Mail Ballot	0		0		0
Total	309	36.61%	535	63.39%	844

Precinct	Registered Voters
0032170	
Poll Place	932
Vote by Mail	932
Mail Ballot	932
Total	932
0032214	
Poll Place	651
Vote by Mail	651
Mail Ballot	651
Total	651
0032240	
Poll Place	847
Vote by Mail	847
Mail Ballot	847
Total	847
0032310	
Poll Place	1,021
Vote by Mail	1,021
Mail Ballot	1,021
Total	1,021
0032330	
Poll Place	584
Vote by Mail	584
Mail Ballot	584
Total	584
0032340	
Poll Place	596
Vote by Mail	596
Mail Ballot	596
Total	596

Precinct	Yes		No		Total Votes
0032170					
Poll Place	23	19.66%	94	80.34%	117
Vote by Mail	202	35.13%	373	64.87%	575
Mail Ballot	0		0		0
Total	225	32.51%	467	67.49%	692
0032214					
Poll Place	5	10.20%	44	89.80%	49
Vote by Mail	89	21.60%	323	78.40%	412
Mail Ballot	0		0		0
Total	94	20.39%	367	79.61%	461
0032240					
Poll Place	10	24.39%	31	75.61%	41
Vote by Mail	137	30.38%	314	69.62%	451
Mail Ballot	0		0		0
Total	147	29.88%	345	70.12%	492
0032310					
Poll Place	15	20.83%	57	79.17%	72
Vote by Mail	181	31.37%	396	68.63%	577
Mail Ballot	0		0		0
Total	196	30.20%	453	69.80%	649
0032330					
Poll Place	6	23.08%	20	76.92%	26
Vote by Mail	116	27.49%	306	72.51%	422
Mail Ballot	0		0		0
Total	122	27.23%	326	72.77%	448
0032340					
Poll Place	10	27.03%	27	72.97%	37
Vote by Mail	87	19.46%	360	80.54%	447
Mail Ballot	0		0		0
Total	97	20.04%	387	79.96%	484

Precinct	Registered Voters
0032360	
Poll Place	1,173
Vote by Mail	1,173
Mail Ballot	1,173
Total	1,173
0032370	
Poll Place	750
Vote by Mail	750
Mail Ballot	750
Total	750
0032380	
Poll Place	629
Vote by Mail	629
Mail Ballot	629
Total	629
0032441	
Poll Place	1,140
Vote by Mail	1,140
Mail Ballot	1,140
Total	1,140
0032531	
Poll Place	1,320
Vote by Mail	1,320
Mail Ballot	1,320
Total	1,320
0032532	
Poll Place	995
Vote by Mail	995
Mail Ballot	995
Total	995

Precinct	Yes		No		Total Votes
0032360					
Poll Place	46	53.49%	40	46.51%	86
Vote by Mail	202	36.07%	358	63.93%	560
Mail Ballot	0		0		0
Total	248	38.39%	398	61.61%	646
0032370					
Poll Place	29	34.52%	55	65.48%	84
Vote by Mail	100	32.57%	207	67.43%	307
Mail Ballot	0		0		0
Total	129	32.99%	262	67.01%	391
0032380					
Poll Place	7	25.00%	21	75.00%	28
Vote by Mail	119	28.40%	300	71.60%	419
Mail Ballot	0		0		0
Total	126	28.19%	321	71.81%	447
0032441					
Poll Place	19	16.96%	93	83.04%	112
Vote by Mail	158	29.10%	385	70.90%	543
Mail Ballot	0		0		0
Total	177	27.02%	478	72.98%	655
0032531					
Poll Place	36	37.11%	61	62.89%	97
Vote by Mail	222	39.43%	341	60.57%	563
Mail Ballot	0		0		0
Total	258	39.09%	402	60.91%	660
0032532					
Poll Place	44	48.35%	47	51.65%	91
Vote by Mail	165	40.64%	241	59.36%	406
Mail Ballot	0		0		0
Total	209	42.05%	288	57.95%	497

Precinct	Registered Voters
0032640	
Poll Place	1,435
Vote by Mail	1,435
Mail Ballot	1,435
Total	1,435
0032652	
Poll Place	1,415
Vote by Mail	1,415
Mail Ballot	1,415
Total	1,415
0032731	
Poll Place	1,219
Vote by Mail	1,219
Mail Ballot	1,219
Total	1,219
0032732	
Poll Place	307
Vote by Mail	307
Mail Ballot	307
Total	307
0032750	
Poll Place	1,553
Vote by Mail	1,553
Mail Ballot	1,553
Total	1,553
0032751	
Poll Place	830
Vote by Mail	830
Mail Ballot	830
Total	830

Precinct	Yes		No		Total Votes
0032640					
Poll Place	18	9.33%	175	90.67%	193
Vote by Mail	157	15.70%	843	84.30%	1,000
Mail Ballot	0		0		0
Total	175	14.67%	1,018	85.33%	1,193
0032652					
Poll Place	6	7.59%	73	92.41%	79
Vote by Mail	178	16.02%	933	83.98%	1,111
Mail Ballot	0		0		0
Total	184	15.46%	1,006	84.54%	1,190
0032731					
Poll Place	27	20.61%	104	79.39%	131
Vote by Mail	214	29.20%	519	70.80%	733
Mail Ballot	0		0		0
Total	241	27.89%	623	72.11%	864
0032732					
Poll Place	7	17.50%	33	82.50%	40
Vote by Mail	47	20.61%	181	79.39%	228
Mail Ballot	0		0		0
Total	54	20.15%	214	79.85%	268
0032750					
Poll Place	89	44.28%	112	55.72%	201
Vote by Mail	293	38.20%	474	61.80%	767
Mail Ballot	0		0		0
Total	382	39.46%	586	60.54%	968
0032751					
Poll Place	27	29.67%	64	70.33%	91
Vote by Mail	134	34.99%	249	65.01%	383
Mail Ballot	0		0		0
Total	161	33.97%	313	66.03%	474

Precinct	Registered Voters
0032762	
Poll Place	763
Vote by Mail	763
Mail Ballot	763
Total	763
0033040	
Poll Place	1,618
Vote by Mail	1,618
Mail Ballot	1,618
Total	1,618
0033042	
Poll Place	1,130
Vote by Mail	1,130
Mail Ballot	1,130
Total	1,130
0033150	
Poll Place	467
Vote by Mail	467
Mail Ballot	467
Total	467
0033161	
Poll Place	370
Vote by Mail	370
Mail Ballot	370
Total	370
0033222	
Poll Place	1,064
Vote by Mail	1,064
Mail Ballot	1,064
Total	1,064

Precinct	Yes		No		Total Votes
0032762					
Poll Place	27	42.19%	37	57.81%	64
Vote by Mail	167	40.24%	248	59.76%	415
Mail Ballot	0		0		0
Total	194	40.50%	285	59.50%	479
0033040					
Poll Place	26	14.13%	158	85.87%	184
Vote by Mail	191	18.95%	817	81.05%	1,008
Mail Ballot	0		0		0
Total	217	18.20%	975	81.80%	1,192
0033042					
Poll Place	18	17.65%	84	82.35%	102
Vote by Mail	102	14.33%	610	85.67%	712
Mail Ballot	0		0		0
Total	120	14.74%	694	85.26%	814
0033150					
Poll Place	21	36.21%	37	63.79%	58
Vote by Mail	119	35.31%	218	64.69%	337
Mail Ballot	0		0		0
Total	140	35.44%	255	64.56%	395
0033161					
Poll Place	2	6.45%	29	93.55%	31
Vote by Mail	75	32.89%	153	67.11%	228
Mail Ballot	0		0		0
Total	77	29.73%	182	70.27%	259
0033222					
Poll Place	46	54.76%	38	45.24%	84
Vote by Mail	187	43.49%	243	56.51%	430
Mail Ballot	0		0		0
Total	233	45.33%	281	54.67%	514

Precinct	Registered Voters
0033492	
Poll Place	956
Vote by Mail	956
Mail Ballot	956
Total	956
0035601	
Poll Place	861
Vote by Mail	861
Mail Ballot	861
Total	861
0035602	
Poll Place	614
Vote by Mail	614
Mail Ballot	614
Total	614
0035603	
Poll Place	881
Vote by Mail	881
Mail Ballot	881
Total	881
0035604	
Poll Place	1,187
Vote by Mail	1,187
Mail Ballot	1,187
Total	1,187
0035624	
Poll Place	458
Vote by Mail	458
Mail Ballot	458
Total	458

Precinct	Yes		No		Total Votes
0033492					
Poll Place	35	29.66%	83	70.34%	118
Vote by Mail	183	44.85%	225	55.15%	408
Mail Ballot	0		0		0
Total	218	41.44%	308	58.56%	526
0035601					
Poll Place	9	9.18%	89	90.82%	98
Vote by Mail	136	22.44%	470	77.56%	606
Mail Ballot	0		0		0
Total	145	20.60%	559	79.40%	704
0035602					
Poll Place	22	29.33%	53	70.67%	75
Vote by Mail	142	34.72%	267	65.28%	409
Mail Ballot	0		0		0
Total	164	33.88%	320	66.12%	484
0035603					
Poll Place	19	16.67%	95	83.33%	114
Vote by Mail	118	19.93%	474	80.07%	592
Mail Ballot	0		0		0
Total	137	19.41%	569	80.59%	706
0035604					
Poll Place	8	7.84%	94	92.16%	102
Vote by Mail	185	22.26%	646	77.74%	831
Mail Ballot	0		0		0
Total	193	20.69%	740	79.31%	933
0035624					
Poll Place	8	22.22%	28	77.78%	36
Vote by Mail	66	21.93%	235	78.07%	301
Mail Ballot	0		0		0
Total	74	21.96%	263	78.04%	337

Precinct	Registered Voters
0035628	
Poll Place	1,817
Vote by Mail	1,817
Mail Ballot	1,817
Total	1,817
0035629	
Poll Place	1,147
Vote by Mail	1,147
Mail Ballot	1,147
Total	1,147
0035631	
Poll Place	1,022
Vote by Mail	1,022
Mail Ballot	1,022
Total	1,022
0035632	
Poll Place	765
Vote by Mail	765
Mail Ballot	765
Total	765
0035633	
Poll Place	858
Vote by Mail	858
Mail Ballot	858
Total	858
0035635	
Poll Place	1,061
Vote by Mail	1,061
Mail Ballot	1,061
Total	1,061

Precinct	Yes		No		Total Votes
0035628					
Poll Place	45	21.84%	161	78.16%	206
Vote by Mail	318	25.94%	908	74.06%	1,226
Mail Ballot	0		0		0
Total	363	25.35%	1,069	74.65%	1,432
0035629					
Poll Place	29	22.31%	101	77.69%	130
Vote by Mail	218	28.61%	544	71.39%	762
Mail Ballot	0		0		0
Total	247	27.69%	645	72.31%	892
0035631					
Poll Place	26	22.81%	88	77.19%	114
Vote by Mail	218	32.01%	463	67.99%	681
Mail Ballot	0		0		0
Total	244	30.69%	551	69.31%	795
0035632					
Poll Place	17	13.93%	105	86.07%	122
Vote by Mail	96	19.09%	407	80.91%	503
Mail Ballot	0		0		0
Total	113	18.08%	512	81.92%	625
0035633					
Poll Place	15	11.03%	121	88.97%	136
Vote by Mail	127	23.09%	423	76.91%	550
Mail Ballot	0		0		0
Total	142	20.70%	544	79.30%	686
0035635					
Poll Place	50	26.04%	142	73.96%	192
Vote by Mail	186	29.81%	438	70.19%	624
Mail Ballot	0		0		0
Total	236	28.92%	580	71.08%	816

Precinct	Registered Voters
0035640	
Poll Place	1,126
Vote by Mail	1,126
Mail Ballot	1,126
Total	1,126
0035658	
Poll Place	1,053
Vote by Mail	1,053
Mail Ballot	1,053
Total	1,053
0035661	
Poll Place	710
Vote by Mail	710
Mail Ballot	710
Total	710
0035675	
Poll Place	1,211
Vote by Mail	1,211
Mail Ballot	1,211
Total	1,211
0035677	
Poll Place	822
Vote by Mail	822
Mail Ballot	822
Total	822
0040401	
Poll Place	541
Vote by Mail	541
Mail Ballot	541
Total	541

Precinct	Yes		No		Total Votes
0035640					
Poll Place	24	16.67%	120	83.33%	144
Vote by Mail	174	22.75%	591	77.25%	765
Mail Ballot	0		0		0
Total	198	21.78%	711	78.22%	909
0035658					
Poll Place	35	20.83%	133	79.17%	168
Vote by Mail	135	18.96%	577	81.04%	712
Mail Ballot	0		0		0
Total	170	19.32%	710	80.68%	880
0035661					
Poll Place	15	14.02%	92	85.98%	107
Vote by Mail	137	29.34%	330	70.66%	467
Mail Ballot	0		0		0
Total	152	26.48%	422	73.52%	574
0035675					
Poll Place	17	14.17%	103	85.83%	120
Vote by Mail	226	26.04%	642	73.96%	868
Mail Ballot	0		0		0
Total	243	24.60%	745	75.40%	988
0035677					
Poll Place	26	36.11%	46	63.89%	72
Vote by Mail	193	45.52%	231	54.48%	424
Mail Ballot	0		0		0
Total	219	44.15%	277	55.85%	496
0040401					
Poll Place	11	32.35%	23	67.65%	34
Vote by Mail	83	20.75%	317	79.25%	400
Mail Ballot	0		0		0
Total	94	21.66%	340	78.34%	434

Precinct	Registered Voters
0040405	
Poll Place	1,425
Vote by Mail	1,425
Mail Ballot	1,425
Total	1,425
0040406	
Poll Place	1,059
Vote by Mail	1,059
Mail Ballot	1,059
Total	1,059
0040407	
Poll Place	762
Vote by Mail	762
Mail Ballot	762
Total	762
0040409	
Poll Place	1,153
Vote by Mail	1,153
Mail Ballot	1,153
Total	1,153
0040411	
Poll Place	1,428
Vote by Mail	1,428
Mail Ballot	1,428
Total	1,428
0040414	
Poll Place	1,613
Vote by Mail	1,613
Mail Ballot	1,613
Total	1,613

Precinct	Yes		No		Total Votes
0040405					
Poll Place	13	8.33%	143	91.67%	156
Vote by Mail	227	21.60%	824	78.40%	1,051
Mail Ballot	0		0		0
Total	240	19.88%	967	80.12%	1,207
0040406					
Poll Place	22	22.92%	74	77.08%	96
Vote by Mail	199	27.56%	523	72.44%	722
Mail Ballot	0		0		0
Total	221	27.02%	597	72.98%	818
0040407					
Poll Place	19	27.54%	50	72.46%	69
Vote by Mail	136	28.10%	348	71.90%	484
Mail Ballot	0		0		0
Total	155	28.03%	398	71.97%	553
0040409					
Poll Place	28	21.88%	100	78.13%	128
Vote by Mail	223	30.59%	506	69.41%	729
Mail Ballot	0		0		0
Total	251	29.29%	606	70.71%	857
0040411					
Poll Place	23	19.33%	96	80.67%	119
Vote by Mail	292	36.50%	508	63.50%	800
Mail Ballot	0		0		0
Total	315	34.28%	604	65.72%	919
0040414					
Poll Place	38	30.16%	88	69.84%	126
Vote by Mail	309	35.72%	556	64.28%	865
Mail Ballot	0		0		0
Total	347	35.02%	644	64.98%	991

Precinct	Registered Voters
0040415	
Poll Place	1,659
Vote by Mail	1,659
Mail Ballot	1,659
Total	1,659
0040419	
Poll Place	1,293
Vote by Mail	1,293
Mail Ballot	1,293
Total	1,293
0040421	
Poll Place	995
Vote by Mail	995
Mail Ballot	995
Total	995
0040424	
Poll Place	1,153
Vote by Mail	1,153
Mail Ballot	1,153
Total	1,153
0040428	
Poll Place	955
Vote by Mail	955
Mail Ballot	955
Total	955
0040429	
Poll Place	1,391
Vote by Mail	1,391
Mail Ballot	1,391
Total	1,391

Precinct	Yes		No		Total Votes
0040415					
Poll Place	27	20.15%	107	79.85%	134
Vote by Mail	240	19.45%	994	80.55%	1,234
Mail Ballot	0		0		0
Total	267	19.52%	1,101	80.48%	1,368
0040419					
Poll Place	12	10.26%	105	89.74%	117
Vote by Mail	193	21.23%	716	78.77%	909
Mail Ballot	0		0		0
Total	205	19.98%	821	80.02%	1,026
0040421					
Poll Place	19	21.59%	69	78.41%	88
Vote by Mail	212	30.11%	492	69.89%	704
Mail Ballot	0		0		0
Total	231	29.17%	561	70.83%	792
0040424					
Poll Place	31	28.18%	79	71.82%	110
Vote by Mail	238	38.64%	378	61.36%	616
Mail Ballot	0		0		0
Total	269	37.05%	457	62.95%	726
0040428					
Poll Place	15	20.00%	60	80.00%	75
Vote by Mail	164	32.09%	347	67.91%	511
Mail Ballot	0		0		0
Total	179	30.55%	407	69.45%	586
0040429					
Poll Place	19	11.38%	148	88.62%	167
Vote by Mail	220	23.66%	710	76.34%	930
Mail Ballot	0		0		0
Total	239	21.79%	858	78.21%	1,097

Precinct	Registered Voters
0040430	
Poll Place	1,652
Vote by Mail	1,652
Mail Ballot	1,652
Total	1,652
0040432	
Poll Place	738
Vote by Mail	738
Mail Ballot	738
Total	738
0040433	
Poll Place	1,085
Vote by Mail	1,085
Mail Ballot	1,085
Total	1,085
0040435	
Poll Place	1,334
Vote by Mail	1,334
Mail Ballot	1,334
Total	1,334
0040436	
Poll Place	840
Vote by Mail	840
Mail Ballot	840
Total	840
0040440	
Poll Place	991
Vote by Mail	991
Mail Ballot	991
Total	991

Precinct	Yes		No		Total Votes
0040430					
Poll Place	21	17.07%	102	82.93%	123
Vote by Mail	258	24.16%	810	75.84%	1,068
Mail Ballot	0		0		0
Total	279	23.43%	912	76.57%	1,191
0040432					
Poll Place	14	13.59%	89	86.41%	103
Vote by Mail	111	21.68%	401	78.32%	512
Mail Ballot	0		0		0
Total	125	20.33%	490	79.67%	615
0040433					
Poll Place	20	14.93%	114	85.07%	134
Vote by Mail	184	26.86%	501	73.14%	685
Mail Ballot	0		0		0
Total	204	24.91%	615	75.09%	819
0040435					
Poll Place	20	19.42%	83	80.58%	103
Vote by Mail	258	26.03%	733	73.97%	991
Mail Ballot	0		0		0
Total	278	25.41%	816	74.59%	1,094
0040436					
Poll Place	17	13.82%	106	86.18%	123
Vote by Mail	95	18.06%	431	81.94%	526
Mail Ballot	0		0		0
Total	112	17.26%	537	82.74%	649
0040440					
Poll Place	20	19.42%	83	80.58%	103
Vote by Mail	204	29.96%	477	70.04%	681
Mail Ballot	0		0		0
Total	224	28.57%	560	71.43%	784

Precinct	Registered Voters
0040441	
Poll Place	1,404
Vote by Mail	1,404
Mail Ballot	1,404
Total	1,404
0040442	
Poll Place	901
Vote by Mail	901
Mail Ballot	901
Total	901
0040443	
Poll Place	703
Vote by Mail	703
Mail Ballot	703
Total	703
0040444	
Poll Place	702
Vote by Mail	702
Mail Ballot	702
Total	702
0040447	
Poll Place	1,022
Vote by Mail	1,022
Mail Ballot	1,022
Total	1,022
0040454	
Poll Place	992
Vote by Mail	992
Mail Ballot	992
Total	992

Precinct	Yes		No		Total Votes
0040441					
Poll Place	12	18.75%	52	81.25%	64
Vote by Mail	203	17.06%	987	82.94%	1,190
Mail Ballot	0		0		0
Total	215	17.15%	1,039	82.85%	1,254
0040442					
Poll Place	26	37.14%	44	62.86%	70
Vote by Mail	203	31.77%	436	68.23%	639
Mail Ballot	0		0		0
Total	229	32.30%	480	67.70%	709
0040443					
Poll Place	12	19.35%	50	80.65%	62
Vote by Mail	143	30.95%	319	69.05%	462
Mail Ballot	0		0		0
Total	155	29.58%	369	70.42%	524
0040444					
Poll Place	10	19.23%	42	80.77%	52
Vote by Mail	155	36.56%	269	63.44%	424
Mail Ballot	0		0		0
Total	165	34.66%	311	65.34%	476
0040447					
Poll Place	13	24.07%	41	75.93%	54
Vote by Mail	207	29.28%	500	70.72%	707
Mail Ballot	0		0		0
Total	220	28.91%	541	71.09%	761
0040454					
Poll Place	18	20.93%	68	79.07%	86
Vote by Mail	233	35.57%	422	64.43%	655
Mail Ballot	0		0		0
Total	251	33.87%	490	66.13%	741

Precinct	Registered Voters
0040455	
Poll Place	2,039
Vote by Mail	2,039
Mail Ballot	2,039
Total	2,039
0040460	
Poll Place	960
Vote by Mail	960
Mail Ballot	960
Total	960
0040461	
Poll Place	1,495
Vote by Mail	1,495
Mail Ballot	1,495
Total	1,495
0040462	
Poll Place	1,455
Vote by Mail	1,455
Mail Ballot	1,455
Total	1,455
0040463	
Poll Place	971
Vote by Mail	971
Mail Ballot	971
Total	971
0040464	
Poll Place	1,231
Vote by Mail	1,231
Mail Ballot	1,231
Total	1,231

Precinct	Yes		No		Total Votes
0040455					
Poll Place	45	17.93%	206	82.07%	251
Vote by Mail	352	25.27%	1,041	74.73%	1,393
Mail Ballot	0		0		0
Total	397	24.15%	1,247	75.85%	1,644
0040460					
Poll Place	20	21.05%	75	78.95%	95
Vote by Mail	154	23.26%	508	76.74%	662
Mail Ballot	0		0		0
Total	174	22.99%	583	77.01%	757
0040461					
Poll Place	29	19.46%	120	80.54%	149
Vote by Mail	275	24.82%	833	75.18%	1,108
Mail Ballot	0		0		0
Total	304	24.18%	953	75.82%	1,257
0040462					
Poll Place	19	19.79%	77	80.21%	96
Vote by Mail	303	27.95%	781	72.05%	1,084
Mail Ballot	0		0		0
Total	322	27.29%	858	72.71%	1,180
0040463					
Poll Place	36	28.57%	90	71.43%	126
Vote by Mail	200	31.01%	445	68.99%	645
Mail Ballot	0		0		0
Total	236	30.61%	535	69.39%	771
0040464					
Poll Place	48	31.79%	103	68.21%	151
Vote by Mail	255	32.69%	525	67.31%	780
Mail Ballot	0		0		0
Total	303	32.55%	628	67.45%	931

Precinct	Registered Voters
0040466	
Poll Place	1,332
Vote by Mail	1,332
Mail Ballot	1,332
Total	1,332
0040469	
Poll Place	929
Vote by Mail	929
Mail Ballot	929
Total	929
0040470	
Poll Place	1,081
Vote by Mail	1,081
Mail Ballot	1,081
Total	1,081
0040471	
Poll Place	1,591
Vote by Mail	1,591
Mail Ballot	1,591
Total	1,591
0040475	
Poll Place	1,090
Vote by Mail	1,090
Mail Ballot	1,090
Total	1,090
0040480	
Poll Place	1,194
Vote by Mail	1,194
Mail Ballot	1,194
Total	1,194

Precinct	Yes		No		Total Votes
0040466					
Poll Place	26	17.11%	126	82.89%	152
Vote by Mail	206	23.38%	675	76.62%	881
Mail Ballot	0		0		0
Total	232	22.46%	801	77.54%	1,033
0040469					
Poll Place	40	26.67%	110	73.33%	150
Vote by Mail	183	36.38%	320	63.62%	503
Mail Ballot	0		0		0
Total	223	34.15%	430	65.85%	653
0040470					
Poll Place	20	18.52%	88	81.48%	108
Vote by Mail	228	33.53%	452	66.47%	680
Mail Ballot	0		0		0
Total	248	31.47%	540	68.53%	788
0040471					
Poll Place	49	28.82%	121	71.18%	170
Vote by Mail	336	34.50%	638	65.50%	974
Mail Ballot	0		0		0
Total	385	33.65%	759	66.35%	1,144
0040475					
Poll Place	21	21.43%	77	78.57%	98
Vote by Mail	209	29.73%	494	70.27%	703
Mail Ballot	0		0		0
Total	230	28.71%	571	71.29%	801
0040480					
Poll Place	15	15.46%	82	84.54%	97
Vote by Mail	218	25.38%	641	74.62%	859
Mail Ballot	0		0		0
Total	233	24.37%	723	75.63%	956

Precinct	Registered Voters
0040494	
Poll Place	979
Vote by Mail	979
Mail Ballot	979
Total	979
0040495	
Poll Place	1,789
Vote by Mail	1,789
Mail Ballot	1,789
Total	1,789
0040496	
Poll Place	1,396
Vote by Mail	1,396
Mail Ballot	1,396
Total	1,396
0040497	
Poll Place	885
Vote by Mail	885
Mail Ballot	885
Total	885
0041240	
Poll Place	368
Vote by Mail	368
Mail Ballot	368
Total	368
0041780	
Poll Place	1,346
Vote by Mail	1,346
Mail Ballot	1,346
Total	1,346

Precinct	Yes		No		Total Votes
0040494					
Poll Place	15	25.00%	45	75.00%	60
Vote by Mail	207	28.75%	513	71.25%	720
Mail Ballot	0		0		0
Total	222	28.46%	558	71.54%	780
0040495					
Poll Place	18	17.65%	84	82.35%	102
Vote by Mail	428	32.42%	892	67.58%	1,320
Mail Ballot	0		0		0
Total	446	31.36%	976	68.64%	1,422
0040496					
Poll Place	30	17.86%	138	82.14%	168
Vote by Mail	257	25.62%	746	74.38%	1,003
Mail Ballot	0		0		0
Total	287	24.51%	884	75.49%	1,171
0040497					
Poll Place	29	27.88%	75	72.12%	104
Vote by Mail	154	27.26%	411	72.74%	565
Mail Ballot	0		0		0
Total	183	27.35%	486	72.65%	669
0041240					
Poll Place	25	31.65%	54	68.35%	79
Vote by Mail	52	30.23%	120	69.77%	172
Mail Ballot	0		0		0
Total	77	30.68%	174	69.32%	251
0041780					
Poll Place	45	17.51%	212	82.49%	257
Vote by Mail	165	23.71%	531	76.29%	696
Mail Ballot	0		0		0
Total	210	22.04%	743	77.96%	953

Precinct	Registered Voters
0041820	
Poll Place	1,420
Vote by Mail	1,420
Mail Ballot	1,420
Total	1,420
0041910	
Poll Place	628
Vote by Mail	628
Mail Ballot	628
Total	628
0041913	
Poll Place	1,937
Vote by Mail	1,937
Mail Ballot	1,937
Total	1,937
0041915	
Poll Place	1,594
Vote by Mail	1,594
Mail Ballot	1,594
Total	1,594
0042218	
Poll Place	847
Vote by Mail	847
Mail Ballot	847
Total	847
0042261	
Poll Place	372
Vote by Mail	372
Mail Ballot	372
Total	372

Precinct	Yes		No		Total Votes
0041820					
Poll Place	50	22.22%	175	77.78%	225
Vote by Mail	253	29.28%	611	70.72%	864
Mail Ballot	0		0		0
Total	303	27.82%	786	72.18%	1,089
0041910					
Poll Place	12	18.75%	52	81.25%	64
Vote by Mail	59	13.66%	373	86.34%	432
Mail Ballot	0		0		0
Total	71	14.31%	425	85.69%	496
0041913					
Poll Place	21	10.99%	170	89.01%	191
Vote by Mail	282	19.50%	1,164	80.50%	1,446
Mail Ballot	0		0		0
Total	303	18.51%	1,334	81.49%	1,637
0041915					
Poll Place	13	8.07%	148	91.93%	161
Vote by Mail	156	13.25%	1,021	86.75%	1,177
Mail Ballot	0		0		0
Total	169	12.63%	1,169	87.37%	1,338
0042218					
Poll Place	25	16.56%	126	83.44%	151
Vote by Mail	106	24.71%	323	75.29%	429
Mail Ballot	0		0		0
Total	131	22.59%	449	77.41%	580
0042261					
Poll Place	26	49.06%	27	50.94%	53
Vote by Mail	85	43.15%	112	56.85%	197
Mail Ballot	0		0		0
Total	111	44.40%	139	55.60%	250

Precinct	Registered Voters
0042390	
Poll Place	485
Vote by Mail	485
Mail Ballot	485
Total	485
0042630	
Poll Place	647
Vote by Mail	647
Mail Ballot	647
Total	647
0042842	
Poll Place	1,330
Vote by Mail	1,330
Mail Ballot	1,330
Total	1,330
0042845	
Poll Place	1,159
Vote by Mail	1,159
Mail Ballot	1,159
Total	1,159
0043043	
Poll Place	1,329
Vote by Mail	1,329
Mail Ballot	1,329
Total	1,329
0043048	
Poll Place	1,084
Vote by Mail	1,084
Mail Ballot	1,084
Total	1,084

Precinct	Yes		No		Total Votes
0042390					
Poll Place	21	24.14%	66	75.86%	87
Vote by Mail	55	19.23%	231	80.77%	286
Mail Ballot	0		0		0
Total	76	20.38%	297	79.62%	373
0042630					
Poll Place	21	19.27%	88	80.73%	109
Vote by Mail	69	17.97%	315	82.03%	384
Mail Ballot	0		0		0
Total	90	18.26%	403	81.74%	493
0042842					
Poll Place	35	19.89%	141	80.11%	176
Vote by Mail	322	35.86%	576	64.14%	898
Mail Ballot	0		0		0
Total	357	33.24%	717	66.76%	1,074
0042845					
Poll Place	26	11.93%	192	88.07%	218
Vote by Mail	168	24.07%	530	75.93%	698
Mail Ballot	0		0		0
Total	194	21.18%	722	78.82%	916
0043043					
Poll Place	11	8.09%	125	91.91%	136
Vote by Mail	155	15.56%	841	84.44%	996
Mail Ballot	0		0		0
Total	166	14.66%	966	85.34%	1,132
0043048					
Poll Place	9	6.98%	120	93.02%	129
Vote by Mail	104	15.07%	586	84.93%	690
Mail Ballot	0		0		0
Total	113	13.80%	706	86.20%	819

Precinct	Registered Voters
0043050	
Poll Place	1,195
Vote by Mail	1,195
Mail Ballot	1,195
Total	1,195
0043051	
Poll Place	620
Vote by Mail	620
Mail Ballot	620
Total	620
0043052	
Poll Place	903
Vote by Mail	903
Mail Ballot	903
Total	903
0043053	
Poll Place	1,228
Vote by Mail	1,228
Mail Ballot	1,228
Total	1,228
0043055	
Poll Place	1,018
Vote by Mail	1,018
Mail Ballot	1,018
Total	1,018
0043059	
Poll Place	1,336
Vote by Mail	1,336
Mail Ballot	1,336
Total	1,336

Precinct	Yes		No		Total Votes
0043050					
Poll Place	21	14.19%	127	85.81%	148
Vote by Mail	147	18.47%	649	81.53%	796
Mail Ballot	0		0		0
Total	168	17.80%	776	82.20%	944
0043051					
Poll Place	3	8.11%	34	91.89%	37
Vote by Mail	96	19.63%	393	80.37%	489
Mail Ballot	0		0		0
Total	99	18.82%	427	81.18%	526
0043052					
Poll Place	10	9.71%	93	90.29%	103
Vote by Mail	112	17.26%	537	82.74%	649
Mail Ballot	0		0		0
Total	122	16.22%	630	83.78%	752
0043053					
Poll Place	15	10.20%	132	89.80%	147
Vote by Mail	148	17.29%	708	82.71%	856
Mail Ballot	0		0		0
Total	163	16.25%	840	83.75%	1,003
0043055					
Poll Place	5	6.85%	68	93.15%	73
Vote by Mail	122	15.56%	662	84.44%	784
Mail Ballot	0		0		0
Total	127	14.82%	730	85.18%	857
0043059					
Poll Place	12	9.45%	115	90.55%	127
Vote by Mail	148	14.98%	840	85.02%	988
Mail Ballot	0		0		0
Total	160	14.35%	955	85.65%	1,115

Precinct	Registered Voters
0043170	
Poll Place	1,402
Vote by Mail	1,402
Mail Ballot	1,402
Total	1,402
0043290	
Poll Place	488
Vote by Mail	488
Mail Ballot	488
Total	488
0043310	
Poll Place	724
Vote by Mail	724
Mail Ballot	724
Total	724
0043320	
Poll Place	1,647
Vote by Mail	1,647
Mail Ballot	1,647
Total	1,647
0043340	
Poll Place	1,002
Vote by Mail	1,002
Mail Ballot	1,002
Total	1,002
0043510	
Poll Place	877
Vote by Mail	877
Mail Ballot	877
Total	877

Precinct	Yes		No		Total Votes
0043170					
Poll Place	26	20.97%	98	79.03%	124
Vote by Mail	169	23.25%	558	76.75%	727
Mail Ballot	0		0		0
Total	195	22.91%	656	77.09%	851
0043290					
Poll Place	1	1.61%	61	98.39%	62
Vote by Mail	38	10.58%	321	89.42%	359
Mail Ballot	0		0		0
Total	39	9.26%	382	90.74%	421
0043310					
Poll Place	15	15.96%	79	84.04%	94
Vote by Mail	63	19.21%	265	80.79%	328
Mail Ballot	0		0		0
Total	78	18.48%	344	81.52%	422
0043320					
Poll Place	22	11.06%	177	88.94%	199
Vote by Mail	142	12.83%	965	87.17%	1,107
Mail Ballot	0		0		0
Total	164	12.56%	1,142	87.44%	1,306
0043340					
Poll Place	21	12.00%	154	88.00%	175
Vote by Mail	73	13.57%	465	86.43%	538
Mail Ballot	0		0		0
Total	94	13.18%	619	86.82%	713
0043510					
Poll Place	45	33.58%	89	66.42%	134
Vote by Mail	137	29.03%	335	70.97%	472
Mail Ballot	0		0		0
Total	182	30.03%	424	69.97%	606

Precinct	Registered Voters
0043520	
Poll Place	808
Vote by Mail	808
Mail Ballot	808
Total	808
0043540	
Poll Place	994
Vote by Mail	994
Mail Ballot	994
Total	994
0043567	
Poll Place	1,459
Vote by Mail	1,459
Mail Ballot	1,459
Total	1,459
0043568	
Poll Place	1,533
Vote by Mail	1,533
Mail Ballot	1,533
Total	1,533
0043570	
Poll Place	810
Vote by Mail	810
Mail Ballot	810
Total	810
0043572	
Poll Place	887
Vote by Mail	887
Mail Ballot	887
Total	887

Precinct	Yes		No		Total Votes
0043520					
Poll Place	19	25.33%	56	74.67%	75
Vote by Mail	138	37.30%	232	62.70%	370
Mail Ballot	0		0		0
Total	157	35.28%	288	64.72%	445
0043540					
Poll Place	23	36.51%	40	63.49%	63
Vote by Mail	197	30.21%	455	69.79%	652
Mail Ballot	0		0		0
Total	220	30.77%	495	69.23%	715
0043567					
Poll Place	46	37.40%	77	62.60%	123
Vote by Mail	289	36.96%	493	63.04%	782
Mail Ballot	0		0		0
Total	335	37.02%	570	62.98%	905
0043568					
Poll Place	41	36.28%	72	63.72%	113
Vote by Mail	306	39.13%	476	60.87%	782
Mail Ballot	0		0		0
Total	347	38.77%	548	61.23%	895
0043570					
Poll Place	21	28.77%	52	71.23%	73
Vote by Mail	132	29.46%	316	70.54%	448
Mail Ballot	0		0		0
Total	153	29.37%	368	70.63%	521
0043572					
Poll Place	23	26.14%	65	73.86%	88
Vote by Mail	140	32.04%	297	67.96%	437
Mail Ballot	0		0		0
Total	163	31.05%	362	68.95%	525

Precinct	Registered Voters
0044103	
Poll Place	1,095
Vote by Mail	1,095
Mail Ballot	1,095
Total	1,095
0044104	
Poll Place	1,669
Vote by Mail	1,669
Mail Ballot	1,669
Total	1,669
0044105	
Poll Place	1,097
Vote by Mail	1,097
Mail Ballot	1,097
Total	1,097
0044106	
Poll Place	1,303
Vote by Mail	1,303
Mail Ballot	1,303
Total	1,303
0044107	
Poll Place	1,405
Vote by Mail	1,405
Mail Ballot	1,405
Total	1,405
0044112	
Poll Place	1,010
Vote by Mail	1,010
Mail Ballot	1,010
Total	1,010

Precinct	Yes		No		Total Votes
0044103					
Poll Place	6	6.74%	83	93.26%	89
Vote by Mail	139	16.41%	708	83.59%	847
Mail Ballot	0		0		0
Total	145	15.49%	791	84.51%	936
0044104					
Poll Place	27	28.72%	67	71.28%	94
Vote by Mail	434	38.34%	698	61.66%	1,132
Mail Ballot	0		0		0
Total	461	37.60%	765	62.40%	1,226
0044105					
Poll Place	9	10.47%	77	89.53%	86
Vote by Mail	263	37.73%	434	62.27%	697
Mail Ballot	0		0		0
Total	272	34.74%	511	65.26%	783
0044106					
Poll Place	17	18.28%	76	81.72%	93
Vote by Mail	297	34.34%	568	65.66%	865
Mail Ballot	0		0		0
Total	314	32.78%	644	67.22%	958
0044107					
Poll Place	13	20.63%	50	79.37%	63
Vote by Mail	293	26.52%	812	73.48%	1,105
Mail Ballot	0		0		0
Total	306	26.20%	862	73.80%	1,168
0044112					
Poll Place	11	11.83%	82	88.17%	93
Vote by Mail	127	17.14%	614	82.86%	741
Mail Ballot	0		0		0
Total	138	16.55%	696	83.45%	834

Precinct	Registered Voters
0044113	
Poll Place	803
Vote by Mail	803
Mail Ballot	803
Total	803
0050020	
Poll Place	1,131
Vote by Mail	1,131
Mail Ballot	1,131
Total	1,131
0050180	
Poll Place	1,094
Vote by Mail	1,094
Mail Ballot	1,094
Total	1,094
0050190	
Poll Place	1,444
Vote by Mail	1,444
Mail Ballot	1,444
Total	1,444
0050200	
Poll Place	1,155
Vote by Mail	1,155
Mail Ballot	1,155
Total	1,155
0050211	
Poll Place	1,674
Vote by Mail	1,674
Mail Ballot	1,674
Total	1,674

Precinct	Yes		No		Total Votes
0044113					
Poll Place	19	21.84%	68	78.16%	87
Vote by Mail	154	28.62%	384	71.38%	538
Mail Ballot	0		0		0
Total	173	27.68%	452	72.32%	625
0050020					
Poll Place	44	37.93%	72	62.07%	116
Vote by Mail	167	36.62%	289	63.38%	456
Mail Ballot	0		0		0
Total	211	36.89%	361	63.11%	572
0050180					
Poll Place	29	32.95%	59	67.05%	88
Vote by Mail	203	35.99%	361	64.01%	564
Mail Ballot	0		0		0
Total	232	35.58%	420	64.42%	652
0050190					
Poll Place	46	36.22%	81	63.78%	127
Vote by Mail	274	41.45%	387	58.55%	661
Mail Ballot	0		0		0
Total	320	40.61%	468	59.39%	788
0050200					
Poll Place	38	38.00%	62	62.00%	100
Vote by Mail	236	45.12%	287	54.88%	523
Mail Ballot	0		0		0
Total	274	43.98%	349	56.02%	623
0050211					
Poll Place	68	43.31%	89	56.69%	157
Vote by Mail	361	40.74%	525	59.26%	886
Mail Ballot	0		0		0
Total	429	41.13%	614	58.87%	1,043

Precinct	Registered Voters
0050501	
Poll Place	487
Vote by Mail	487
Mail Ballot	487
Total	487
0050503	
Poll Place	614
Vote by Mail	614
Mail Ballot	614
Total	614
0050505	
Poll Place	691
Vote by Mail	691
Mail Ballot	691
Total	691
0050506	
Poll Place	952
Vote by Mail	952
Mail Ballot	952
Total	952
0050507	
Poll Place	1,131
Vote by Mail	1,131
Mail Ballot	1,131
Total	1,131
0050509	
Poll Place	1,560
Vote by Mail	1,560
Mail Ballot	1,560
Total	1,560

Precinct	Yes		No		Total Votes
0050501					
Poll Place	18	60.00%	12	40.00%	30
Vote by Mail	76	48.72%	80	51.28%	156
Mail Ballot	0		0		0
Total	94	50.54%	92	49.46%	186
0050503					
Poll Place	10	41.67%	14	58.33%	24
Vote by Mail	118	47.01%	133	52.99%	251
Mail Ballot	0		0		0
Total	128	46.55%	147	53.45%	275
0050505					
Poll Place	15	34.09%	29	65.91%	44
Vote by Mail	143	42.94%	190	57.06%	333
Mail Ballot	0		0		0
Total	158	41.91%	219	58.09%	377
0050506					
Poll Place	18	41.86%	25	58.14%	43
Vote by Mail	133	43.89%	170	56.11%	303
Mail Ballot	0		0		0
Total	151	43.64%	195	56.36%	346
0050507					
Poll Place	13	39.39%	20	60.61%	33
Vote by Mail	176	43.14%	232	56.86%	408
Mail Ballot	0		0		0
Total	189	42.86%	252	57.14%	441
0050509					
Poll Place	58	44.96%	71	55.04%	129
Vote by Mail	284	50.00%	284	50.00%	568
Mail Ballot	0		0		0
Total	342	49.07%	355	50.93%	697

Precinct	Registered Voters
0050511	
Poll Place	1,636
Vote by Mail	1,636
Mail Ballot	1,636
Total	1,636
0050514	
Poll Place	1,259
Vote by Mail	1,259
Mail Ballot	1,259
Total	1,259
0050517	
Poll Place	1,091
Vote by Mail	1,091
Mail Ballot	1,091
Total	1,091
0050518	
Poll Place	384
Vote by Mail	384
Mail Ballot	384
Total	384
0050519	
Poll Place	1,525
Vote by Mail	1,525
Mail Ballot	1,525
Total	1,525
0050523	
Poll Place	682
Vote by Mail	682
Mail Ballot	682
Total	682

Precinct	Yes		No		Total Votes
0050511					
Poll Place	27	47.37%	30	52.63%	57
Vote by Mail	254	46.78%	289	53.22%	543
Mail Ballot	0		0		0
Total	281	46.83%	319	53.17%	600
0050514					
Poll Place	32	35.96%	57	64.04%	89
Vote by Mail	228	39.38%	351	60.62%	579
Mail Ballot	0		0		0
Total	260	38.92%	408	61.08%	668
0050517					
Poll Place	38	29.23%	92	70.77%	130
Vote by Mail	273	38.50%	436	61.50%	709
Mail Ballot	0		0		0
Total	311	37.07%	528	62.93%	839
0050518					
Poll Place	20	83.33%	4	16.67%	24
Vote by Mail	71	32.57%	147	67.43%	218
Mail Ballot	0		0		0
Total	91	37.60%	151	62.40%	242
0050519					
Poll Place	31	21.38%	114	78.62%	145
Vote by Mail	341	32.95%	694	67.05%	1,035
Mail Ballot	0		0		0
Total	372	31.53%	808	68.47%	1,180
0050523					
Poll Place	8	27.59%	21	72.41%	29
Vote by Mail	189	45.99%	222	54.01%	411
Mail Ballot	0		0		0
Total	197	44.77%	243	55.23%	440

Precinct	Registered Voters
0050524	
Poll Place	1,571
Vote by Mail	1,571
Mail Ballot	1,571
Total	1,571
0050532	
Poll Place	1,302
Vote by Mail	1,302
Mail Ballot	1,302
Total	1,302
0050536	
Poll Place	489
Vote by Mail	489
Mail Ballot	489
Total	489
0050538	
Poll Place	702
Vote by Mail	702
Mail Ballot	702
Total	702
0050541	
Poll Place	1,081
Vote by Mail	1,081
Mail Ballot	1,081
Total	1,081
0050543	
Poll Place	352
Vote by Mail	352
Mail Ballot	352
Total	352

Precinct	Yes		No		Total Votes
0050524					
Poll Place	40	41.67%	56	58.33%	96
Vote by Mail	325	45.90%	383	54.10%	708
Mail Ballot	0		0		0
Total	365	45.40%	439	54.60%	804
0050532					
Poll Place	17	37.78%	28	62.22%	45
Vote by Mail	239	46.77%	272	53.23%	511
Mail Ballot	0		0		0
Total	256	46.04%	300	53.96%	556
0050536					
Poll Place	16	45.71%	19	54.29%	35
Vote by Mail	135	48.56%	143	51.44%	278
Mail Ballot	0		0		0
Total	151	48.24%	162	51.76%	313
0050538					
Poll Place	32	43.24%	42	56.76%	74
Vote by Mail	167	45.50%	200	54.50%	367
Mail Ballot	0		0		0
Total	199	45.12%	242	54.88%	441
0050541					
Poll Place	15	39.47%	23	60.53%	38
Vote by Mail	200	39.22%	310	60.78%	510
Mail Ballot	0		0		0
Total	215	39.23%	333	60.77%	548
0050543					
Poll Place	9	40.91%	13	59.09%	22
Vote by Mail	76	42.46%	103	57.54%	179
Mail Ballot	0		0		0
Total	85	42.29%	116	57.71%	201

Precinct	Registered Voters
0050545	
Poll Place	1,364
Vote by Mail	1,364
Mail Ballot	1,364
Total	1,364
0050548	
Poll Place	1,202
Vote by Mail	1,202
Mail Ballot	1,202
Total	1,202
0050552	
Poll Place	911
Vote by Mail	911
Mail Ballot	911
Total	911
0050560	
Poll Place	900
Vote by Mail	900
Mail Ballot	900
Total	900
0050576	
Poll Place	1,621
Vote by Mail	1,621
Mail Ballot	1,621
Total	1,621
0050590	
Poll Place	521
Vote by Mail	521
Mail Ballot	521
Total	521

Precinct	Yes		No		Total Votes
0050545					
Poll Place	34	37.78%	56	62.22%	90
Vote by Mail	299	40.08%	447	59.92%	746
Mail Ballot	0		0		0
Total	333	39.83%	503	60.17%	836
0050548					
Poll Place	31	38.27%	50	61.73%	81
Vote by Mail	222	40.66%	324	59.34%	546
Mail Ballot	0		0		0
Total	253	40.35%	374	59.65%	627
0050552					
Poll Place	30	41.67%	42	58.33%	72
Vote by Mail	201	44.97%	246	55.03%	447
Mail Ballot	0		0		0
Total	231	44.51%	288	55.49%	519
0050560					
Poll Place	26	50.98%	25	49.02%	51
Vote by Mail	167	48.97%	174	51.03%	341
Mail Ballot	0		0		0
Total	193	49.23%	199	50.77%	392
0050576					
Poll Place	42	44.68%	52	55.32%	94
Vote by Mail	403	44.78%	497	55.22%	900
Mail Ballot	0		0		0
Total	445	44.77%	549	55.23%	994
0050590					
Poll Place	11	32.35%	23	67.65%	34
Vote by Mail	94	46.08%	110	53.92%	204
Mail Ballot	0		0		0
Total	105	44.12%	133	55.88%	238

Precinct	Registered Voters
0050731	
Poll Place	1,136
Vote by Mail	1,136
Mail Ballot	1,136
Total	1,136
0050741	
Poll Place	1,124
Vote by Mail	1,124
Mail Ballot	1,124
Total	1,124
0050742	
Poll Place	1,083
Vote by Mail	1,083
Mail Ballot	1,083
Total	1,083
0050750	
Poll Place	785
Vote by Mail	785
Mail Ballot	785
Total	785
0050751	
Poll Place	422
Vote by Mail	422
Mail Ballot	422
Total	422
0050752	
Poll Place	1,382
Vote by Mail	1,382
Mail Ballot	1,382
Total	1,382

Precinct	Yes		No		Total Votes
0050731					
Poll Place	28	45.90%	33	54.10%	61
Vote by Mail	201	38.14%	326	61.86%	527
Mail Ballot	0		0		0
Total	229	38.95%	359	61.05%	588
0050741					
Poll Place	16	28.57%	40	71.43%	56
Vote by Mail	224	38.82%	353	61.18%	577
Mail Ballot	0		0		0
Total	240	37.91%	393	62.09%	633
0050742					
Poll Place	36	39.56%	55	60.44%	91
Vote by Mail	216	42.60%	291	57.40%	507
Mail Ballot	0		0		0
Total	252	42.14%	346	57.86%	598
0050750					
Poll Place	24	30.38%	55	69.62%	79
Vote by Mail	169	40.63%	247	59.38%	416
Mail Ballot	0		0		0
Total	193	38.99%	302	61.01%	495
0050751					
Poll Place	17	38.64%	27	61.36%	44
Vote by Mail	75	36.06%	133	63.94%	208
Mail Ballot	0		0		0
Total	92	36.51%	160	63.49%	252
0050752					
Poll Place	53	28.19%	135	71.81%	188
Vote by Mail	270	35.90%	482	64.10%	752
Mail Ballot	0		0		0
Total	323	34.36%	617	65.64%	940

Precinct	Registered Voters
0050765	
Poll Place	1,244
Vote by Mail	1,244
Mail Ballot	1,244
Total	1,244
0051180	
Poll Place	982
Vote by Mail	982
Mail Ballot	982
Total	982
0051227	
Poll Place	662
Vote by Mail	662
Mail Ballot	662
Total	662
0051228	
Poll Place	687
Vote by Mail	687
Mail Ballot	687
Total	687
0051310	
Poll Place	476
Vote by Mail	476
Mail Ballot	476
Total	476
0051313	
Poll Place	277
Vote by Mail	277
Mail Ballot	277
Total	277

Precinct	Yes		No		Total Votes
0050765					
Poll Place	32	34.04%	62	65.96%	94
Vote by Mail	286	38.81%	451	61.19%	737
Mail Ballot	0		0		0
Total	318	38.27%	513	61.73%	831
0051180					
Poll Place	34	44.74%	42	55.26%	76
Vote by Mail	144	40.68%	210	59.32%	354
Mail Ballot	0		0		0
Total	178	41.40%	252	58.60%	430
0051227					
Poll Place	21	25.93%	60	74.07%	81
Vote by Mail	119	28.33%	301	71.67%	420
Mail Ballot	0		0		0
Total	140	27.94%	361	72.06%	501
0051228					
Poll Place	28	39.44%	43	60.56%	71
Vote by Mail	108	29.67%	256	70.33%	364
Mail Ballot	0		0		0
Total	136	31.26%	299	68.74%	435
0051310					
Poll Place	17	39.53%	26	60.47%	43
Vote by Mail	79	44.63%	98	55.37%	177
Mail Ballot	0		0		0
Total	96	43.64%	124	56.36%	220
0051313					
Poll Place	5	33.33%	10	66.67%	15
Vote by Mail	43	44.79%	53	55.21%	96
Mail Ballot	0		0		0
Total	48	43.24%	63	56.76%	111

Precinct	Registered Voters
0051331	
Poll Place	1,171
Vote by Mail	1,171
Mail Ballot	1,171
Total	1,171
0051332	
Poll Place	1,189
Vote by Mail	1,189
Mail Ballot	1,189
Total	1,189
0051690	
Poll Place	748
Vote by Mail	748
Mail Ballot	748
Total	748
0051727	
Poll Place	592
Vote by Mail	592
Mail Ballot	592
Total	592
0051728	
Poll Place	559
Vote by Mail	559
Mail Ballot	559
Total	559
0052033	
Poll Place	475
Vote by Mail	475
Mail Ballot	475
Total	475

Precinct	Yes		No		Total Votes
0051331					
Poll Place	47	47.96%	51	52.04%	98
Vote by Mail	220	35.54%	399	64.46%	619
Mail Ballot	0		0		0
Total	267	37.24%	450	62.76%	717
0051332					
Poll Place	23	35.38%	42	64.62%	65
Vote by Mail	240	37.33%	403	62.67%	643
Mail Ballot	0		0		0
Total	263	37.15%	445	62.85%	708
0051690					
Poll Place	17	43.59%	22	56.41%	39
Vote by Mail	103	39.02%	161	60.98%	264
Mail Ballot	0		0		0
Total	120	39.60%	183	60.40%	303
0051727					
Poll Place	27	32.93%	55	67.07%	82
Vote by Mail	112	33.43%	223	66.57%	335
Mail Ballot	0		0		0
Total	139	33.33%	278	66.67%	417
0051728					
Poll Place	24	35.29%	44	64.71%	68
Vote by Mail	102	33.66%	201	66.34%	303
Mail Ballot	0		0		0
Total	126	33.96%	245	66.04%	371
0052033					
Poll Place	12	38.71%	19	61.29%	31
Vote by Mail	58	42.03%	80	57.97%	138
Mail Ballot	0		0		0
Total	70	41.42%	99	58.58%	169

Precinct	Registered Voters
0052034	
Poll Place	797
Vote by Mail	797
Mail Ballot	797
Total	797
0052070	
Poll Place	978
Vote by Mail	978
Mail Ballot	978
Total	978
0052080	
Poll Place	1,001
Vote by Mail	1,001
Mail Ballot	1,001
Total	1,001
0052110	
Poll Place	895
Vote by Mail	895
Mail Ballot	895
Total	895
0052180	
Poll Place	753
Vote by Mail	753
Mail Ballot	753
Total	753
0052182	
Poll Place	641
Vote by Mail	641
Mail Ballot	641
Total	641

Precinct	Yes		No		Total Votes
0052034					
Poll Place	33	48.53%	35	51.47%	68
Vote by Mail	121	36.01%	215	63.99%	336
Mail Ballot	0		0		0
Total	154	38.12%	250	61.88%	404
0052070					
Poll Place	34	41.46%	48	58.54%	82
Vote by Mail	185	47.19%	207	52.81%	392
Mail Ballot	0		0		0
Total	219	46.20%	255	53.80%	474
0052080					
Poll Place	20	34.48%	38	65.52%	58
Vote by Mail	183	47.53%	202	52.47%	385
Mail Ballot	0		0		0
Total	203	45.82%	240	54.18%	443
0052110					
Poll Place	28	46.67%	32	53.33%	60
Vote by Mail	160	50.96%	154	49.04%	314
Mail Ballot	0		0		0
Total	188	50.27%	186	49.73%	374
0052180					
Poll Place	31	45.59%	37	54.41%	68
Vote by Mail	135	37.92%	221	62.08%	356
Mail Ballot	0		0		0
Total	166	39.15%	258	60.85%	424
0052182					
Poll Place	13	41.94%	18	58.06%	31
Vote by Mail	128	41.42%	181	58.58%	309
Mail Ballot	0		0		0
Total	141	41.47%	199	58.53%	340

Precinct	Registered Voters
0052183	
Poll Place	929
Vote by Mail	929
Mail Ballot	929
Total	929
0052184	
Poll Place	890
Vote by Mail	890
Mail Ballot	890
Total	890
0052185	
Poll Place	410
Vote by Mail	410
Mail Ballot	410
Total	410
0052400	
Poll Place	1,170
Vote by Mail	1,170
Mail Ballot	1,170
Total	1,170
0052490	
Poll Place	1,059
Vote by Mail	1,059
Mail Ballot	1,059
Total	1,059
7010010	
Poll Place	2
Vote by Mail	2
Mail Ballot	2
Total	2

Precinct	Yes		No		Total Votes
0052183					
Poll Place	29	34.12%	56	65.88%	85
Vote by Mail	169	41.63%	237	58.37%	406
Mail Ballot	0		0		0
Total	198	40.33%	293	59.67%	491
0052184					
Poll Place	29	45.31%	35	54.69%	64
Vote by Mail	195	45.03%	238	54.97%	433
Mail Ballot	0		0		0
Total	224	45.07%	273	54.93%	497
0052185					
Poll Place	24	45.28%	29	54.72%	53
Vote by Mail	60	37.04%	102	62.96%	162
Mail Ballot	0		0		0
Total	84	39.07%	131	60.93%	215
0052400					
Poll Place	13	29.55%	31	70.45%	44
Vote by Mail	201	43.13%	265	56.87%	466
Mail Ballot	0		0		0
Total	214	41.96%	296	58.04%	510
0052490					
Poll Place	26	35.62%	47	64.38%	73
Vote by Mail	206	43.10%	272	56.90%	478
Mail Ballot	0		0		0
Total	232	42.11%	319	57.89%	551
7010010					
Poll Place	0		0		0
Vote by Mail	0		0		0
Mail Ballot	0	0.00%	2	100.00%	2
Total	0	0.00%	2	100.00%	2

Precinct	Registered Voters
7010015	
Poll Place	3
Vote by Mail	3
Mail Ballot	3
Total	3
7010050	
Poll Place	13
Vote by Mail	13
Mail Ballot	13
Total	13
7010080	
Poll Place	250
Vote by Mail	250
Mail Ballot	250
Total	250
7010084	
Poll Place	119
Vote by Mail	119
Mail Ballot	119
Total	119
7010085	
Poll Place	367
Vote by Mail	367
Mail Ballot	367
Total	367
7010090	
Poll Place	205
Vote by Mail	205
Mail Ballot	205
Total	205

Precinct	Yes		No		Total Votes
7010015					
Poll Place	0		0		0
Vote by Mail	0		0		0
Mail Ballot	0	0.00%	2	100.00%	2
Total	0	0.00%	2	100.00%	2
7010050					
Poll Place	0		0		0
Vote by Mail	0		0		0
Mail Ballot	4	66.67%	2	33.33%	6
Total	4	66.67%	2	33.33%	6
7010080					
Poll Place	0		0		0
Vote by Mail	0		0		0
Mail Ballot	26	11.98%	191	88.02%	217
Total	26	11.98%	191	88.02%	217
7010084					
Poll Place	0		0		0
Vote by Mail	0		0		0
Mail Ballot	17	25.37%	50	74.63%	67
Total	17	25.37%	50	74.63%	67
7010085					
Poll Place	0		0		0
Vote by Mail	0		0		0
Mail Ballot	43	13.78%	269	86.22%	312
Total	43	13.78%	269	86.22%	312
7010090					
Poll Place	0		0		0
Vote by Mail	0		0		0
Mail Ballot	19	13.77%	119	86.23%	138
Total	19	13.77%	119	86.23%	138

Precinct	Registered Voters
7010225	
Poll Place	3
Vote by Mail	3
Mail Ballot	3
Total	3
7010226	
Poll Place	80
Vote by Mail	80
Mail Ballot	80
Total	80
7010229	
Poll Place	96
Vote by Mail	96
Mail Ballot	96
Total	96
7011135	
Poll Place	65
Vote by Mail	65
Mail Ballot	65
Total	65
7011153	
Poll Place	371
Vote by Mail	371
Mail Ballot	371
Total	371
7011171	
Poll Place	151
Vote by Mail	151
Mail Ballot	151
Total	151

Precinct	Yes		No		Total Votes
7010225					
Poll Place	0		0		0
Vote by Mail	0		0		0
Mail Ballot	0	0.00%	3	100.00%	3
Total	0	0.00%	3	100.00%	3
7010226					
Poll Place	0		0		0
Vote by Mail	0		0		0
Mail Ballot	14	21.21%	52	78.79%	66
Total	14	21.21%	52	78.79%	66
7010229					
Poll Place	0		0		0
Vote by Mail	0		0		0
Mail Ballot	23	38.98%	36	61.02%	59
Total	23	38.98%	36	61.02%	59
7011135					
Poll Place	0		0		0
Vote by Mail	0		0		0
Mail Ballot	15	34.88%	28	65.12%	43
Total	15	34.88%	28	65.12%	43
7011153					
Poll Place	0		0		0
Vote by Mail	0		0		0
Mail Ballot	59	25.21%	175	74.79%	234
Total	59	25.21%	175	74.79%	234
7011171					
Poll Place	0		0		0
Vote by Mail	0		0		0
Mail Ballot	22	24.18%	69	75.82%	91
Total	22	24.18%	69	75.82%	91

Precinct	Registered Voters
7011200	
Poll Place	0
Vote by Mail	0
Mail Ballot	0
Total	0
7011202	
Poll Place	244
Vote by Mail	244
Mail Ballot	244
Total	244
7011208	
Poll Place	11
Vote by Mail	11
Mail Ballot	11
Total	11
7011209	
Poll Place	191
Vote by Mail	191
Mail Ballot	191
Total	191
7011290	
Poll Place	224
Vote by Mail	224
Mail Ballot	224
Total	224
7011382	
Poll Place	14
Vote by Mail	14
Mail Ballot	14
Total	14

Precinct	Yes		No		Total Votes
7011200					
Poll Place	0		0		0
Vote by Mail	0		0		0
Mail Ballot	0		0		0
Total	0		0		0
7011202					
Poll Place	0		0		0
Vote by Mail	0		0		0
Mail Ballot	32	18.60%	140	81.40%	172
Total	32	18.60%	140	81.40%	172
7011208					
Poll Place	0		0		0
Vote by Mail	0		0		0
Mail Ballot	3	50.00%	3	50.00%	6
Total	3	50.00%	3	50.00%	6
7011209					
Poll Place	0		0		0
Vote by Mail	0		0		0
Mail Ballot	33	37.08%	56	62.92%	89
Total	33	37.08%	56	62.92%	89
7011290					
Poll Place	0		0		0
Vote by Mail	0		0		0
Mail Ballot	28	17.18%	135	82.82%	163
Total	28	17.18%	135	82.82%	163
7011382					
Poll Place	0		0		0
Vote by Mail	0		0		0
Mail Ballot	0	0.00%	10	100.00%	10
Total	0	0.00%	10	100.00%	10

Precinct	Registered Voters
7011391	
Poll Place	26
Vote by Mail	26
Mail Ballot	26
Total	26
7011538	
Poll Place	176
Vote by Mail	176
Mail Ballot	176
Total	176
7011541	
Poll Place	1
Vote by Mail	1
Mail Ballot	1
Total	1
7011542	
Poll Place	5
Vote by Mail	5
Mail Ballot	5
Total	5
7011627	
Poll Place	0
Vote by Mail	0
Mail Ballot	0
Total	0
7011632	
Poll Place	92
Vote by Mail	92
Mail Ballot	92
Total	92

Precinct	Yes		No		Total Votes
7011391					
Poll Place	0		0		0
Vote by Mail	0		0		0
Mail Ballot	8	36.36%	14	63.64%	22
Total	8	36.36%	14	63.64%	22
7011538					
Poll Place	0		0		0
Vote by Mail	0		0		0
Mail Ballot	17	11.56%	130	88.44%	147
Total	17	11.56%	130	88.44%	147
7011541					
Poll Place	0		0		0
Vote by Mail	0		0		0
Mail Ballot	0	0.00%	1	100.00%	1
Total	0	0.00%	1	100.00%	1
7011542					
Poll Place	0		0		0
Vote by Mail	0		0		0
Mail Ballot	0	0.00%	1	100.00%	1
Total	0	0.00%	1	100.00%	1
7011627					
Poll Place	0		0		0
Vote by Mail	0		0		0
Mail Ballot	0		0		0
Total	0		0		0
7011632					
Poll Place	0		0		0
Vote by Mail	0		0		0
Mail Ballot	18	31.58%	39	68.42%	57
Total	18	31.58%	39	68.42%	57

Precinct	Registered Voters
7011683	
Poll Place	35
Vote by Mail	35
Mail Ballot	35
Total	35
7011703	
Poll Place	96
Vote by Mail	96
Mail Ballot	96
Total	96
7011719	
Poll Place	250
Vote by Mail	250
Mail Ballot	250
Total	250
7011759	
Poll Place	0
Vote by Mail	0
Mail Ballot	0
Total	0
7011760	
Poll Place	0
Vote by Mail	0
Mail Ballot	0
Total	0
7011773	
Poll Place	267
Vote by Mail	267
Mail Ballot	267
Total	267

Precinct	Yes		No		Total Votes
7011683					
Poll Place	0		0		0
Vote by Mail	0		0		0
Mail Ballot	6	23.08%	20	76.92%	26
Total	6	23.08%	20	76.92%	26
7011703					
Poll Place	0		0		0
Vote by Mail	0		0		0
Mail Ballot	10	12.20%	72	87.80%	82
Total	10	12.20%	72	87.80%	82
7011719					
Poll Place	0		0		0
Vote by Mail	0		0		0
Mail Ballot	46	24.60%	141	75.40%	187
Total	46	24.60%	141	75.40%	187
7011759					
Poll Place	0		0		0
Vote by Mail	0		0		0
Mail Ballot	0		0		0
Total	0		0		0
7011760					
Poll Place	0		0		0
Vote by Mail	0		0		0
Mail Ballot	0		0		0
Total	0		0		0
7011773					
Poll Place	0		0		0
Vote by Mail	0		0		0
Mail Ballot	35	14.96%	199	85.04%	234
Total	35	14.96%	199	85.04%	234

Precinct	Registered Voters
7011820	
Poll Place	90
Vote by Mail	90
Mail Ballot	90
Total	90
7011835	
Poll Place	0
Vote by Mail	0
Mail Ballot	0
Total	0
7011840	
Poll Place	21
Vote by Mail	21
Mail Ballot	21
Total	21
7011870	
Poll Place	11
Vote by Mail	11
Mail Ballot	11
Total	11
7011880	
Poll Place	0
Vote by Mail	0
Mail Ballot	0
Total	0
7011900	
Poll Place	133
Vote by Mail	133
Mail Ballot	133
Total	133

Precinct	Yes		No		Total Votes
7011820					
Poll Place	0		0		0
Vote by Mail	0		0		0
Mail Ballot	20	27.03%	54	72.97%	74
Total	20	27.03%	54	72.97%	74
7011835					
Poll Place	0		0		0
Vote by Mail	0		0		0
Mail Ballot	0		0		0
Total	0		0		0
7011840					
Poll Place	0		0		0
Vote by Mail	0		0		0
Mail Ballot	1	5.88%	16	94.12%	17
Total	1	5.88%	16	94.12%	17
7011870					
Poll Place	0		0		0
Vote by Mail	0		0		0
Mail Ballot	5	55.56%	4	44.44%	9
Total	5	55.56%	4	44.44%	9
7011880					
Poll Place	0		0		0
Vote by Mail	0		0		0
Mail Ballot	0		0		0
Total	0		0		0
7011900					
Poll Place	0		0		0
Vote by Mail	0		0		0
Mail Ballot	11	9.65%	103	90.35%	114
Total	11	9.65%	103	90.35%	114

Precinct	Registered Voters
7011915	
Poll Place	46
Vote by Mail	46
Mail Ballot	46
Total	46
7011922	
Poll Place	208
Vote by Mail	208
Mail Ballot	208
Total	208
7011983	
Poll Place	35
Vote by Mail	35
Mail Ballot	35
Total	35
7011999	
Poll Place	141
Vote by Mail	141
Mail Ballot	141
Total	141
7012010	
Poll Place	54
Vote by Mail	54
Mail Ballot	54
Total	54
7012013	
Poll Place	0
Vote by Mail	0
Mail Ballot	0
Total	0

Precinct	Yes		No		Total Votes
7011915					
Poll Place	0		0		0
Vote by Mail	0		0		0
Mail Ballot	7	20.59%	27	79.41%	34
Total	7	20.59%	27	79.41%	34
7011922					
Poll Place	0		0		0
Vote by Mail	0		0		0
Mail Ballot	30	19.11%	127	80.89%	157
Total	30	19.11%	127	80.89%	157
7011983					
Poll Place	0		0		0
Vote by Mail	0		0		0
Mail Ballot	3	11.11%	24	88.89%	27
Total	3	11.11%	24	88.89%	27
7011999					
Poll Place	0		0		0
Vote by Mail	0		0		0
Mail Ballot	16	12.80%	109	87.20%	125
Total	16	12.80%	109	87.20%	125
7012010					
Poll Place	0		0		0
Vote by Mail	0		0		0
Mail Ballot	1	2.17%	45	97.83%	46
Total	1	2.17%	45	97.83%	46
7012013					
Poll Place	0		0		0
Vote by Mail	0		0		0
Mail Ballot	0		0		0
Total	0		0		0

Precinct	Registered Voters
7012056	
Poll Place	45
Vote by Mail	45
Mail Ballot	45
Total	45
7012160	
Poll Place	261
Vote by Mail	261
Mail Ballot	261
Total	261
7012162	
Poll Place	0
Vote by Mail	0
Mail Ballot	0
Total	0
7012164	
Poll Place	129
Vote by Mail	129
Mail Ballot	129
Total	129
7012277	
Poll Place	243
Vote by Mail	243
Mail Ballot	243
Total	243
7012397	
Poll Place	85
Vote by Mail	85
Mail Ballot	85
Total	85

Precinct	Yes		No		Total Votes
7012056					
Poll Place	0		0		0
Vote by Mail	0		0		0
Mail Ballot	2	5.88%	32	94.12%	34
Total	2	5.88%	32	94.12%	34
7012160					
Poll Place	0		0		0
Vote by Mail	0		0		0
Mail Ballot	53	26.11%	150	73.89%	203
Total	53	26.11%	150	73.89%	203
7012162					
Poll Place	0		0		0
Vote by Mail	0		0		0
Mail Ballot	0		0		0
Total	0		0		0
7012164					
Poll Place	0		0		0
Vote by Mail	0		0		0
Mail Ballot	23	22.12%	81	77.88%	104
Total	23	22.12%	81	77.88%	104
7012277					
Poll Place	0		0		0
Vote by Mail	0		0		0
Mail Ballot	21	10.99%	170	89.01%	191
Total	21	10.99%	170	89.01%	191
7012397					
Poll Place	0		0		0
Vote by Mail	0		0		0
Mail Ballot	10	22.73%	34	77.27%	44
Total	10	22.73%	34	77.27%	44

Precinct	Registered Voters
7012413	
Poll Place	274
Vote by Mail	274
Mail Ballot	274
Total	274
7012712	
Poll Place	50
Vote by Mail	50
Mail Ballot	50
Total	50
7012757	
Poll Place	114
Vote by Mail	114
Mail Ballot	114
Total	114
7012856	
Poll Place	125
Vote by Mail	125
Mail Ballot	125
Total	125
7012912	
Poll Place	20
Vote by Mail	20
Mail Ballot	20
Total	20
7012937	
Poll Place	101
Vote by Mail	101
Mail Ballot	101
Total	101

Precinct	Yes		No		Total Votes
7012413					
Poll Place	0		0		0
Vote by Mail	0		0		0
Mail Ballot	57	38.00%	93	62.00%	150
Total	57	38.00%	93	62.00%	150
7012712					
Poll Place	0		0		0
Vote by Mail	0		0		0
Mail Ballot	8	18.18%	36	81.82%	44
Total	8	18.18%	36	81.82%	44
7012757					
Poll Place	0		0		0
Vote by Mail	0		0		0
Mail Ballot	18	24.00%	57	76.00%	75
Total	18	24.00%	57	76.00%	75
7012856					
Poll Place	0		0		0
Vote by Mail	0		0		0
Mail Ballot	18	18.18%	81	81.82%	99
Total	18	18.18%	81	81.82%	99
7012912					
Poll Place	0		0		0
Vote by Mail	0		0		0
Mail Ballot	2	15.38%	11	84.62%	13
Total	2	15.38%	11	84.62%	13
7012937					
Poll Place	0		0		0
Vote by Mail	0		0		0
Mail Ballot	27	51.92%	25	48.08%	52
Total	27	51.92%	25	48.08%	52

Precinct	Registered Voters
7012992	
Poll Place	39
Vote by Mail	39
Mail Ballot	39
Total	39
7013047	
Poll Place	207
Vote by Mail	207
Mail Ballot	207
Total	207
7013068	
Poll Place	7
Vote by Mail	7
Mail Ballot	7
Total	7
7013095	
Poll Place	238
Vote by Mail	238
Mail Ballot	238
Total	238
7013102	
Poll Place	27
Vote by Mail	27
Mail Ballot	27
Total	27
7013104	
Poll Place	2
Vote by Mail	2
Mail Ballot	2
Total	2

Precinct	Yes		No		Total Votes
7012992					
Poll Place	0		0		0
Vote by Mail	0		0		0
Mail Ballot	7	21.21%	26	78.79%	33
Total	7	21.21%	26	78.79%	33
7013047					
Poll Place	0		0		0
Vote by Mail	0		0		0
Mail Ballot	15	9.68%	140	90.32%	155
Total	15	9.68%	140	90.32%	155
7013068					
Poll Place	0		0		0
Vote by Mail	0		0		0
Mail Ballot	2	33.33%	4	66.67%	6
Total	2	33.33%	4	66.67%	6
7013095					
Poll Place	0		0		0
Vote by Mail	0		0		0
Mail Ballot	18	15.65%	97	84.35%	115
Total	18	15.65%	97	84.35%	115
7013102					
Poll Place	0		0		0
Vote by Mail	0		0		0
Mail Ballot	3	11.11%	24	88.89%	27
Total	3	11.11%	24	88.89%	27
7013104					
Poll Place	0		0		0
Vote by Mail	0		0		0
Mail Ballot	2	100.00%	0	0.00%	2
Total	2	100.00%	0	0.00%	2

Precinct	Registered Voters
7013105	
Poll Place	36
Vote by Mail	36
Mail Ballot	36
Total	36
7013106	
Poll Place	223
Vote by Mail	223
Mail Ballot	223
Total	223
7013112	
Poll Place	13
Vote by Mail	13
Mail Ballot	13
Total	13
7013114	
Poll Place	1,016
Vote by Mail	1,016
Mail Ballot	1,016
Total	1,016
7013115	
Poll Place	6
Vote by Mail	6
Mail Ballot	6
Total	6
7013134	
Poll Place	0
Vote by Mail	0
Mail Ballot	0
Total	0

Precinct	Yes		No		Total Votes
7013105					
Poll Place	0		0		0
Vote by Mail	0		0		0
Mail Ballot	6	28.57%	15	71.43%	21
Total	6	28.57%	15	71.43%	21
7013106					
Poll Place	0		0		0
Vote by Mail	0		0		0
Mail Ballot	35	20.71%	134	79.29%	169
Total	35	20.71%	134	79.29%	169
7013112					
Poll Place	0		0		0
Vote by Mail	0		0		0
Mail Ballot	4	50.00%	4	50.00%	8
Total	4	50.00%	4	50.00%	8
7013114					
Poll Place	0		0		0
Vote by Mail	0		0		0
Mail Ballot	255	31.21%	562	68.79%	817
Total	255	31.21%	562	68.79%	817
7013115					
Poll Place	0		0		0
Vote by Mail	0		0		0
Mail Ballot	1	25.00%	3	75.00%	4
Total	1	25.00%	3	75.00%	4
7013134					
Poll Place	0		0		0
Vote by Mail	0		0		0
Mail Ballot	0		0		0
Total	0		0		0

Precinct	Registered Voters
7013182	
Poll Place	66
Vote by Mail	66
Mail Ballot	66
Total	66
7013369	
Poll Place	163
Vote by Mail	163
Mail Ballot	163
Total	163
7013507	
Poll Place	0
Vote by Mail	0
Mail Ballot	0
Total	0
7013569	
Poll Place	0
Vote by Mail	0
Mail Ballot	0
Total	0
7015125	
Poll Place	9
Vote by Mail	9
Mail Ballot	9
Total	9
7015128	
Poll Place	341
Vote by Mail	341
Mail Ballot	341
Total	341

Precinct	Yes		No		Total Votes
7013182					
Poll Place	0		0		0
Vote by Mail	0		0		0
Mail Ballot	6	11.11%	48	88.89%	54
Total	6	11.11%	48	88.89%	54
7013369					
Poll Place	0		0		0
Vote by Mail	0		0		0
Mail Ballot	47	43.52%	61	56.48%	108
Total	47	43.52%	61	56.48%	108
7013507					
Poll Place	0		0		0
Vote by Mail	0		0		0
Mail Ballot	0		0		0
Total	0		0		0
7013569					
Poll Place	0		0		0
Vote by Mail	0		0		0
Mail Ballot	0		0		0
Total	0		0		0
7015125					
Poll Place	0		0		0
Vote by Mail	0		0		0
Mail Ballot	0	0.00%	7	100.00%	7
Total	0	0.00%	7	100.00%	7
7015128					
Poll Place	0		0		0
Vote by Mail	0		0		0
Mail Ballot	84	28.97%	206	71.03%	290
Total	84	28.97%	206	71.03%	290

Precinct	Registered Voters
7015131	
Poll Place	176
Vote by Mail	176
Mail Ballot	176
Total	176
7015134	
Poll Place	0
Vote by Mail	0
Mail Ballot	0
Total	0
7020012	
Poll Place	212
Vote by Mail	212
Mail Ballot	212
Total	212
7020014	
Poll Place	97
Vote by Mail	97
Mail Ballot	97
Total	97
7020034	
Poll Place	46
Vote by Mail	46
Mail Ballot	46
Total	46
7020036	
Poll Place	274
Vote by Mail	274
Mail Ballot	274
Total	274

Precinct	Yes		No		Total Votes
7015131					
Poll Place	0		0		0
Vote by Mail	0		0		0
Mail Ballot	40	34.19%	77	65.81%	117
Total	40	34.19%	77	65.81%	117
7015134					
Poll Place	0		0		0
Vote by Mail	0		0		0
Mail Ballot	0		0		0
Total	0		0		0
7020012					
Poll Place	0		0		0
Vote by Mail	0		0		0
Mail Ballot	36	20.81%	137	79.19%	173
Total	36	20.81%	137	79.19%	173
7020014					
Poll Place	0		0		0
Vote by Mail	0		0		0
Mail Ballot	17	21.25%	63	78.75%	80
Total	17	21.25%	63	78.75%	80
7020034					
Poll Place	0		0		0
Vote by Mail	0		0		0
Mail Ballot	11	34.38%	21	65.63%	32
Total	11	34.38%	21	65.63%	32
7020036					
Poll Place	0		0		0
Vote by Mail	0		0		0
Mail Ballot	83	55.70%	66	44.30%	149
Total	83	55.70%	66	44.30%	149

Precinct	Registered Voters
7020110	
Poll Place	248
Vote by Mail	248
Mail Ballot	248
Total	248
7020143	
Poll Place	1
Vote by Mail	1
Mail Ballot	1
Total	1
7020175	
Poll Place	59
Vote by Mail	59
Mail Ballot	59
Total	59
7020176	
Poll Place	0
Vote by Mail	0
Mail Ballot	0
Total	0
7020250	
Poll Place	287
Vote by Mail	287
Mail Ballot	287
Total	287
7020264	
Poll Place	1
Vote by Mail	1
Mail Ballot	1
Total	1

Precinct	Yes		No		Total Votes
7020110					
Poll Place	0		0		0
Vote by Mail	0		0		0
Mail Ballot	36	17.31%	172	82.69%	208
Total	36	17.31%	172	82.69%	208
7020143					
Poll Place	0		0		0
Vote by Mail	0		0		0
Mail Ballot	0		0		0
Total	0		0		0
7020175					
Poll Place	0		0		0
Vote by Mail	0		0		0
Mail Ballot	11	23.40%	36	76.60%	47
Total	11	23.40%	36	76.60%	47
7020176					
Poll Place	0		0		0
Vote by Mail	0		0		0
Mail Ballot	0		0		0
Total	0		0		0
7020250					
Poll Place	0		0		0
Vote by Mail	0		0		0
Mail Ballot	53	27.04%	143	72.96%	196
Total	53	27.04%	143	72.96%	196
7020264					
Poll Place	0		0		0
Vote by Mail	0		0		0
Mail Ballot	0	0.00%	1	100.00%	1
Total	0	0.00%	1	100.00%	1

Precinct	Registered Voters
7020266	
Poll Place	320
Vote by Mail	320
Mail Ballot	320
Total	320
7020267	
Poll Place	9
Vote by Mail	9
Mail Ballot	9
Total	9
7020281	
Poll Place	22
Vote by Mail	22
Mail Ballot	22
Total	22
7021136	
Poll Place	0
Vote by Mail	0
Mail Ballot	0
Total	0
7021138	
Poll Place	38
Vote by Mail	38
Mail Ballot	38
Total	38
7021139	
Poll Place	111
Vote by Mail	111
Mail Ballot	111
Total	111

Precinct	Yes		No		Total Votes
7020266					
Poll Place	0		0		0
Vote by Mail	0		0		0
Mail Ballot	63	35.80%	113	64.20%	176
Total	63	35.80%	113	64.20%	176
7020267					
Poll Place	0		0		0
Vote by Mail	0		0		0
Mail Ballot	0	0.00%	7	100.00%	7
Total	0	0.00%	7	100.00%	7
7020281					
Poll Place	0		0		0
Vote by Mail	0		0		0
Mail Ballot	5	29.41%	12	70.59%	17
Total	5	29.41%	12	70.59%	17
7021136					
Poll Place	0		0		0
Vote by Mail	0		0		0
Mail Ballot	0		0		0
Total	0		0		0
7021138					
Poll Place	0		0		0
Vote by Mail	0		0		0
Mail Ballot	8	47.06%	9	52.94%	17
Total	8	47.06%	9	52.94%	17
7021139					
Poll Place	0		0		0
Vote by Mail	0		0		0
Mail Ballot	13	13.00%	87	87.00%	100
Total	13	13.00%	87	87.00%	100

Precinct	Registered Voters
7021222	
Poll Place	16
Vote by Mail	16
Mail Ballot	16
Total	16
7021230	
Poll Place	0
Vote by Mail	0
Mail Ballot	0
Total	0
7021231	
Poll Place	16
Vote by Mail	16
Mail Ballot	16
Total	16
7021235	
Poll Place	147
Vote by Mail	147
Mail Ballot	147
Total	147
7021257	
Poll Place	42
Vote by Mail	42
Mail Ballot	42
Total	42
7021261	
Poll Place	64
Vote by Mail	64
Mail Ballot	64
Total	64

Precinct	Yes		No		Total Votes
7021222					
Poll Place	0		0		0
Vote by Mail	0		0		0
Mail Ballot	3	30.00%	7	70.00%	10
Total	3	30.00%	7	70.00%	10
7021230					
Poll Place	0		0		0
Vote by Mail	0		0		0
Mail Ballot	0		0		0
Total	0		0		0
7021231					
Poll Place	0		0		0
Vote by Mail	0		0		0
Mail Ballot	4	26.67%	11	73.33%	15
Total	4	26.67%	11	73.33%	15
7021235					
Poll Place	0		0		0
Vote by Mail	0		0		0
Mail Ballot	26	25.24%	77	74.76%	103
Total	26	25.24%	77	74.76%	103
7021257					
Poll Place	0		0		0
Vote by Mail	0		0		0
Mail Ballot	3	13.04%	20	86.96%	23
Total	3	13.04%	20	86.96%	23
7021261					
Poll Place	0		0		0
Vote by Mail	0		0		0
Mail Ballot	17	36.17%	30	63.83%	47
Total	17	36.17%	30	63.83%	47

Precinct	Registered Voters
7021276	
Poll Place	0
Vote by Mail	0
Mail Ballot	0
Total	0
7021279	
Poll Place	50
Vote by Mail	50
Mail Ballot	50
Total	50
7021301	
Poll Place	136
Vote by Mail	136
Mail Ballot	136
Total	136
7021304	
Poll Place	114
Vote by Mail	114
Mail Ballot	114
Total	114
7021381	
Poll Place	0
Vote by Mail	0
Mail Ballot	0
Total	0
7021387	
Poll Place	127
Vote by Mail	127
Mail Ballot	127
Total	127

Precinct	Yes		No		Total Votes
7021276					
Poll Place	0		0		0
Vote by Mail	0		0		0
Mail Ballot	0		0		0
Total	0		0		0
7021279					
Poll Place	0		0		0
Vote by Mail	0		0		0
Mail Ballot	11	31.43%	24	68.57%	35
Total	11	31.43%	24	68.57%	35
7021301					
Poll Place	0		0		0
Vote by Mail	0		0		0
Mail Ballot	23	23.71%	74	76.29%	97
Total	23	23.71%	74	76.29%	97
7021304					
Poll Place	0		0		0
Vote by Mail	0		0		0
Mail Ballot	17	23.61%	55	76.39%	72
Total	17	23.61%	55	76.39%	72
7021381					
Poll Place	0		0		0
Vote by Mail	0		0		0
Mail Ballot	0		0		0
Total	0		0		0
7021387					
Poll Place	0		0		0
Vote by Mail	0		0		0
Mail Ballot	13	14.44%	77	85.56%	90
Total	13	14.44%	77	85.56%	90

Precinct	Registered Voters
7021477	
Poll Place	97
Vote by Mail	97
Mail Ballot	97
Total	97
7021493	
Poll Place	0
Vote by Mail	0
Mail Ballot	0
Total	0
7021494	
Poll Place	0
Vote by Mail	0
Mail Ballot	0
Total	0
7021501	
Poll Place	19
Vote by Mail	19
Mail Ballot	19
Total	19
7021514	
Poll Place	255
Vote by Mail	255
Mail Ballot	255
Total	255
7021527	
Poll Place	159
Vote by Mail	159
Mail Ballot	159
Total	159

Precinct	Yes		No		Total Votes
7021477					
Poll Place	0		0		0
Vote by Mail	0		0		0
Mail Ballot	13	17.33%	62	82.67%	75
Total	13	17.33%	62	82.67%	75
7021493					
Poll Place	0		0		0
Vote by Mail	0		0		0
Mail Ballot	0		0		0
Total	0		0		0
7021494					
Poll Place	0		0		0
Vote by Mail	0		0		0
Mail Ballot	0		0		0
Total	0		0		0
7021501					
Poll Place	0		0		0
Vote by Mail	0		0		0
Mail Ballot	8	57.14%	6	42.86%	14
Total	8	57.14%	6	42.86%	14
7021514					
Poll Place	0		0		0
Vote by Mail	0		0		0
Mail Ballot	33	16.58%	166	83.42%	199
Total	33	16.58%	166	83.42%	199
7021527					
Poll Place	0		0		0
Vote by Mail	0		0		0
Mail Ballot	22	22.00%	78	78.00%	100
Total	22	22.00%	78	78.00%	100

Precinct	Registered Voters
7021637	
Poll Place	8
Vote by Mail	8
Mail Ballot	8
Total	8
7021717	
Poll Place	8
Vote by Mail	8
Mail Ballot	8
Total	8
7021752	
Poll Place	65
Vote by Mail	65
Mail Ballot	65
Total	65
7021879	
Poll Place	0
Vote by Mail	0
Mail Ballot	0
Total	0
7021905	
Poll Place	2
Vote by Mail	2
Mail Ballot	2
Total	2
7021923	
Poll Place	123
Vote by Mail	123
Mail Ballot	123
Total	123

Precinct	Yes		No		Total Votes
7021637					
Poll Place	0		0		0
Vote by Mail	0		0		0
Mail Ballot	2	25.00%	6	75.00%	8
Total	2	25.00%	6	75.00%	8
7021717					
Poll Place	0		0		0
Vote by Mail	0		0		0
Mail Ballot	3	42.86%	4	57.14%	7
Total	3	42.86%	4	57.14%	7
7021752					
Poll Place	0		0		0
Vote by Mail	0		0		0
Mail Ballot	3	10.71%	25	89.29%	28
Total	3	10.71%	25	89.29%	28
7021879					
Poll Place	0		0		0
Vote by Mail	0		0		0
Mail Ballot	0		0		0
Total	0		0		0
7021905					
Poll Place	0		0		0
Vote by Mail	0		0		0
Mail Ballot	0	0.00%	1	100.00%	1
Total	0	0.00%	1	100.00%	1
7021923					
Poll Place	0		0		0
Vote by Mail	0		0		0
Mail Ballot	16	17.39%	76	82.61%	92
Total	16	17.39%	76	82.61%	92

Precinct	Registered Voters
7021924	
Poll Place	227
Vote by Mail	227
Mail Ballot	227
Total	227
7021925	
Poll Place	177
Vote by Mail	177
Mail Ballot	177
Total	177
7021927	
Poll Place	0
Vote by Mail	0
Mail Ballot	0
Total	0
7022001	
Poll Place	47
Vote by Mail	47
Mail Ballot	47
Total	47
7022205	
Poll Place	254
Vote by Mail	254
Mail Ballot	254
Total	254
7022007	
Poll Place	121
Vote by Mail	121
Mail Ballot	121
Total	121

Precinct	Yes		No		Total Votes
7021924					
Poll Place	0		0		0
Vote by Mail	0		0		0
Mail Ballot	25	14.37%	149	85.63%	174
Total	25	14.37%	149	85.63%	174
7021925					
Poll Place	0		0		0
Vote by Mail	0		0		0
Mail Ballot	25	17.73%	116	82.27%	141
Total	25	17.73%	116	82.27%	141
7021927					
Poll Place	0		0		0
Vote by Mail	0		0		0
Mail Ballot	0		0		0
Total	0		0		0
7022001					
Poll Place	0		0		0
Vote by Mail	0		0		0
Mail Ballot	11	64.71%	6	35.29%	17
Total	11	64.71%	6	35.29%	17
7022205					
Poll Place	0		0		0
Vote by Mail	0		0		0
Mail Ballot	40	18.96%	171	81.04%	211
Total	40	18.96%	171	81.04%	211
7022007					
Poll Place	0		0		0
Vote by Mail	0		0		0
Mail Ballot	27	35.06%	50	64.94%	77
Total	27	35.06%	50	64.94%	77

Precinct	Registered Voters
7022013	
Poll Place	119
Vote by Mail	119
Mail Ballot	119
Total	119
7022014	
Poll Place	355
Vote by Mail	355
Mail Ballot	355
Total	355
7022015	
Poll Place	500
Vote by Mail	500
Mail Ballot	500
Total	500
7022019	
Poll Place	273
Vote by Mail	273
Mail Ballot	273
Total	273
7022022	
Poll Place	9
Vote by Mail	9
Mail Ballot	9
Total	9
7022025	
Poll Place	0
Vote by Mail	0
Mail Ballot	0
Total	0

Precinct	Yes		No		Total Votes
7022013					
Poll Place	0		0		0
Vote by Mail	0		0		0
Mail Ballot	21	32.31%	44	67.69%	65
Total	21	32.31%	44	67.69%	65
7022014					
Poll Place	0		0		0
Vote by Mail	0		0		0
Mail Ballot	85	30.58%	193	69.42%	278
Total	85	30.58%	193	69.42%	278
7022015					
Poll Place	0		0		0
Vote by Mail	0		0		0
Mail Ballot	111	31.01%	247	68.99%	358
Total	111	31.01%	247	68.99%	358
7022019					
Poll Place	0		0		0
Vote by Mail	0		0		0
Mail Ballot	61	40.67%	89	59.33%	150
Total	61	40.67%	89	59.33%	150
7022022					
Poll Place	0		0		0
Vote by Mail	0		0		0
Mail Ballot	1	14.29%	6	85.71%	7
Total	1	14.29%	6	85.71%	7
7022025					
Poll Place	0		0		0
Vote by Mail	0		0		0
Mail Ballot	0		0		0
Total	0		0		0

Precinct	Registered Voters
7022028	
Poll Place	160
Vote by Mail	160
Mail Ballot	160
Total	160
7022029	
Poll Place	193
Vote by Mail	193
Mail Ballot	193
Total	193
7022217	
Poll Place	0
Vote by Mail	0
Mail Ballot	0
Total	0
7022227	
Poll Place	0
Vote by Mail	0
Mail Ballot	0
Total	0
7022234	
Poll Place	22
Vote by Mail	22
Mail Ballot	22
Total	22
7022283	
Poll Place	172
Vote by Mail	172
Mail Ballot	172
Total	172

Precinct	Yes		No		Total Votes
7022028					
Poll Place	0		0		0
Vote by Mail	0		0		0
Mail Ballot	29	29.90%	68	70.10%	97
Total	29	29.90%	68	70.10%	97
7022029					
Poll Place	0		0		0
Vote by Mail	0		0		0
Mail Ballot	41	32.80%	84	67.20%	125
Total	41	32.80%	84	67.20%	125
7022217					
Poll Place	0		0		0
Vote by Mail	0		0		0
Mail Ballot	0		0		0
Total	0		0		0
7022227					
Poll Place	0		0		0
Vote by Mail	0		0		0
Mail Ballot	0		0		0
Total	0		0		0
7022234					
Poll Place	0		0		0
Vote by Mail	0		0		0
Mail Ballot	2	13.33%	13	86.67%	15
Total	2	13.33%	13	86.67%	15
7022283					
Poll Place	0		0		0
Vote by Mail	0		0		0
Mail Ballot	25	25.25%	74	74.75%	99
Total	25	25.25%	74	74.75%	99

Precinct	Registered Voters
7022421	
Poll Place	43
Vote by Mail	43
Mail Ballot	43
Total	43
7022454	
Poll Place	247
Vote by Mail	247
Mail Ballot	247
Total	247
7022456	
Poll Place	2
Vote by Mail	2
Mail Ballot	2
Total	2
7022473	
Poll Place	1
Vote by Mail	1
Mail Ballot	1
Total	1
7022600	
Poll Place	15
Vote by Mail	15
Mail Ballot	15
Total	15
7022658	
Poll Place	8
Vote by Mail	8
Mail Ballot	8
Total	8

Precinct	Yes		No		Total Votes
7022421					
Poll Place	0		0		0
Vote by Mail	0		0		0
Mail Ballot	6	27.27%	16	72.73%	22
Total	6	27.27%	16	72.73%	22
7022454					
Poll Place	0		0		0
Vote by Mail	0		0		0
Mail Ballot	49	32.45%	102	67.55%	151
Total	49	32.45%	102	67.55%	151
7022456					
Poll Place	0		0		0
Vote by Mail	0		0		0
Mail Ballot	2	100.00%	0	0.00%	2
Total	2	100.00%	0	0.00%	2
7022473					
Poll Place	0		0		0
Vote by Mail	0		0		0
Mail Ballot	1	100.00%	0	0.00%	1
Total	1	100.00%	0	0.00%	1
7022600					
Poll Place	0		0		0
Vote by Mail	0		0		0
Mail Ballot	5	38.46%	8	61.54%	13
Total	5	38.46%	8	61.54%	13
7022658					
Poll Place	0		0		0
Vote by Mail	0		0		0
Mail Ballot	0	0.00%	6	100.00%	6
Total	0	0.00%	6	100.00%	6

Precinct	Registered Voters
7022768	
Poll Place	0
Vote by Mail	0
Mail Ballot	0
Total	0
7022791	
Poll Place	100
Vote by Mail	100
Mail Ballot	100
Total	100
7022793	
Poll Place	96
Vote by Mail	96
Mail Ballot	96
Total	96
7022803	
Poll Place	42
Vote by Mail	42
Mail Ballot	42
Total	42
7022805	
Poll Place	158
Vote by Mail	158
Mail Ballot	158
Total	158
7023016	
Poll Place	0
Vote by Mail	0
Mail Ballot	0
Total	0

Precinct	Yes		No		Total Votes
7022768					
Poll Place	0		0		0
Vote by Mail	0		0		0
Mail Ballot	0		0		0
Total	0		0		0
7022791					
Poll Place	0		0		0
Vote by Mail	0		0		0
Mail Ballot	10	13.70%	63	86.30%	73
Total	10	13.70%	63	86.30%	73
7022793					
Poll Place	0		0		0
Vote by Mail	0		0		0
Mail Ballot	12	16.67%	60	83.33%	72
Total	12	16.67%	60	83.33%	72
7022803					
Poll Place	0		0		0
Vote by Mail	0		0		0
Mail Ballot	3	27.27%	8	72.73%	11
Total	3	27.27%	8	72.73%	11
7022805					
Poll Place	0		0		0
Vote by Mail	0		0		0
Mail Ballot	23	20.54%	89	79.46%	112
Total	23	20.54%	89	79.46%	112
7023016					
Poll Place	0		0		0
Vote by Mail	0		0		0
Mail Ballot	0		0		0
Total	0		0		0

Precinct	Registered Voters
7023018	
Poll Place	0
Vote by Mail	0
Mail Ballot	0
Total	0
7023019	
Poll Place	0
Vote by Mail	0
Mail Ballot	0
Total	0
7023024	
Poll Place	138
Vote by Mail	138
Mail Ballot	138
Total	138
7023037	
Poll Place	40
Vote by Mail	40
Mail Ballot	40
Total	40
7023082	
Poll Place	194
Vote by Mail	194
Mail Ballot	194
Total	194
7023084	
Poll Place	0
Vote by Mail	0
Mail Ballot	0
Total	0

Precinct	Yes	No	Total Votes
7023018			
Poll Place	0	0	0
Vote by Mail	0	0	0
Mail Ballot	0	0	0
Total	0	0	0
7023019			
Poll Place	0	0	0
Vote by Mail	0	0	0
Mail Ballot	0	0	0
Total	0	0	0
7023024			
Poll Place	0	0	0
Vote by Mail	0	0	0
Mail Ballot	23 25.27%	68 74.73%	91
Total	23 25.27%	68 74.73%	91
7023037			
Poll Place	0	0	0
Vote by Mail	0	0	0
Mail Ballot	6 27.27%	16 72.73%	22
Total	6 27.27%	16 72.73%	22
7023082			
Poll Place	0	0	0
Vote by Mail	0	0	0
Mail Ballot	35 27.56%	92 72.44%	127
Total	35 27.56%	92 72.44%	127
7023084			
Poll Place	0	0	0
Vote by Mail	0	0	0
Mail Ballot	0	0	0
Total	0	0	0

Precinct	Registered Voters
7023148	
Poll Place	12
Vote by Mail	12
Mail Ballot	12
Total	12
7023198	
Poll Place	15
Vote by Mail	15
Mail Ballot	15
Total	15
7023201	
Poll Place	4
Vote by Mail	4
Mail Ballot	4
Total	4
7023221	
Poll Place	0
Vote by Mail	0
Mail Ballot	0
Total	0
7023303	
Poll Place	0
Vote by Mail	0
Mail Ballot	0
Total	0
7023395	
Poll Place	0
Vote by Mail	0
Mail Ballot	0
Total	0

Precinct	Yes		No		Total Votes
7023148					
Poll Place	0		0		0
Vote by Mail	0		0		0
Mail Ballot	1	8.33%	11	91.67%	12
Total	1	8.33%	11	91.67%	12
7023198					
Poll Place	0		0		0
Vote by Mail	0		0		0
Mail Ballot	6	54.55%	5	45.45%	11
Total	6	54.55%	5	45.45%	11
7023201					
Poll Place	0		0		0
Vote by Mail	0		0		0
Mail Ballot	0	0.00%	2	100.00%	2
Total	0	0.00%	2	100.00%	2
7023221					
Poll Place	0		0		0
Vote by Mail	0		0		0
Mail Ballot	0		0		0
Total	0		0		0
7023303					
Poll Place	0		0		0
Vote by Mail	0		0		0
Mail Ballot	0		0		0
Total	0		0		0
7023395					
Poll Place	0		0		0
Vote by Mail	0		0		0
Mail Ballot	0		0		0
Total	0		0		0

Precinct	Registered Voters
7023469	
Poll Place	1
Vote by Mail	1
Mail Ballot	1
Total	1
7023470	
Poll Place	333
Vote by Mail	333
Mail Ballot	333
Total	333
7023476	
Poll Place	256
Vote by Mail	256
Mail Ballot	256
Total	256
7023500	
Poll Place	206
Vote by Mail	206
Mail Ballot	206
Total	206
7023505	
Poll Place	2
Vote by Mail	2
Mail Ballot	2
Total	2
7023590	
Poll Place	0
Vote by Mail	0
Mail Ballot	0
Total	0

Precinct	Yes		No		Total Votes
7023469					
Poll Place	0		0		0
Vote by Mail	0		0		0
Mail Ballot	0		0		0
Total	0		0		0
7023470					
Poll Place	0		0		0
Vote by Mail	0		0		0
Mail Ballot	58	37.91%	95	62.09%	153
Total	58	37.91%	95	62.09%	153
7023476					
Poll Place	0		0		0
Vote by Mail	0		0		0
Mail Ballot	47	21.66%	170	78.34%	217
Total	47	21.66%	170	78.34%	217
7023500					
Poll Place	0		0		0
Vote by Mail	0		0		0
Mail Ballot	27	15.61%	146	84.39%	173
Total	27	15.61%	146	84.39%	173
7023505					
Poll Place	0		0		0
Vote by Mail	0		0		0
Mail Ballot	0		0		0
Total	0		0		0
7023590					
Poll Place	0		0		0
Vote by Mail	0		0		0
Mail Ballot	0		0		0
Total	0		0		0

Precinct	Registered Voters
7023604	
Poll Place	0
Vote by Mail	0
Mail Ballot	0
Total	0
7023606	
Poll Place	0
Vote by Mail	0
Mail Ballot	0
Total	0
7023610	
Poll Place	233
Vote by Mail	233
Mail Ballot	233
Total	233
7023766	
Poll Place	1
Vote by Mail	1
Mail Ballot	1
Total	1
7025274	
Poll Place	0
Vote by Mail	0
Mail Ballot	0
Total	0
7025275	
Poll Place	0
Vote by Mail	0
Mail Ballot	0
Total	0

Precinct	Yes		No		Total Votes
7023604					
Poll Place	0		0		0
Vote by Mail	0		0		0
Mail Ballot	0		0		0
Total	0		0		0
7023606					
Poll Place	0		0		0
Vote by Mail	0		0		0
Mail Ballot	0		0		0
Total	0		0		0
7023610					
Poll Place	0		0		0
Vote by Mail	0		0		0
Mail Ballot	31	18.90%	133	81.10%	164
Total	31	18.90%	133	81.10%	164
7023766					
Poll Place	0		0		0
Vote by Mail	0		0		0
Mail Ballot	0	0.00%	1	100.00%	1
Total	0	0.00%	1	100.00%	1
7025274					
Poll Place	0		0		0
Vote by Mail	0		0		0
Mail Ballot	0		0		0
Total	0		0		0
7025275					
Poll Place	0		0		0
Vote by Mail	0		0		0
Mail Ballot	0		0		0
Total	0		0		0

Precinct	Registered Voters
7025276	
Poll Place	0
Vote by Mail	0
Mail Ballot	0
Total	0
7025277	
Poll Place	0
Vote by Mail	0
Mail Ballot	0
Total	0
7025278	
Poll Place	0
Vote by Mail	0
Mail Ballot	0
Total	0
7025280	
Poll Place	174
Vote by Mail	174
Mail Ballot	174
Total	174
7030083	
Poll Place	262
Vote by Mail	262
Mail Ballot	262
Total	262
7030303	
Poll Place	294
Vote by Mail	294
Mail Ballot	294
Total	294

Precinct	Yes		No		Total Votes
7025276					
Poll Place	0		0		0
Vote by Mail	0		0		0
Mail Ballot	0		0		0
Total	0		0		0
7025277					
Poll Place	0		0		0
Vote by Mail	0		0		0
Mail Ballot	0		0		0
Total	0		0		0
7025278					
Poll Place	0		0		0
Vote by Mail	0		0		0
Mail Ballot	0		0		0
Total	0		0		0
7025280					
Poll Place	0		0		0
Vote by Mail	0		0		0
Mail Ballot	45	33.58%	89	66.42%	134
Total	45	33.58%	89	66.42%	134
7030083					
Poll Place	0		0		0
Vote by Mail	0		0		0
Mail Ballot	35	18.82%	151	81.18%	186
Total	35	18.82%	151	81.18%	186
7030303					
Poll Place	0		0		0
Vote by Mail	0		0		0
Mail Ballot	62	26.61%	171	73.39%	233
Total	62	26.61%	171	73.39%	233

Precinct	Registered Voters
7030324	
Poll Place	173
Vote by Mail	173
Mail Ballot	173
Total	173
7030327	
Poll Place	44
Vote by Mail	44
Mail Ballot	44
Total	44
7030329	
Poll Place	0
Vote by Mail	0
Mail Ballot	0
Total	0
7030330	
Poll Place	140
Vote by Mail	140
Mail Ballot	140
Total	140
7030331	
Poll Place	95
Vote by Mail	95
Mail Ballot	95
Total	95
7030336	
Poll Place	0
Vote by Mail	0
Mail Ballot	0
Total	0

Precinct	Yes		No		Total Votes
7030324					
Poll Place	0		0		0
Vote by Mail	0		0		0
Mail Ballot	32	37.65%	53	62.35%	85
Total	32	37.65%	53	62.35%	85
7030327					
Poll Place	0		0		0
Vote by Mail	0		0		0
Mail Ballot	3	7.89%	35	92.11%	38
Total	3	7.89%	35	92.11%	38
7030329					
Poll Place	0		0		0
Vote by Mail	0		0		0
Mail Ballot	0		0		0
Total	0		0		0
7030330					
Poll Place	0		0		0
Vote by Mail	0		0		0
Mail Ballot	21	23.60%	68	76.40%	89
Total	21	23.60%	68	76.40%	89
7030331					
Poll Place	0		0		0
Vote by Mail	0		0		0
Mail Ballot	30	51.72%	28	48.28%	58
Total	30	51.72%	28	48.28%	58
7030336					
Poll Place	0		0		0
Vote by Mail	0		0		0
Mail Ballot	0		0		0
Total	0		0		0

Precinct	Registered Voters
7030343	
Poll Place	91
Vote by Mail	91
Mail Ballot	91
Total	91
7030344	
Poll Place	335
Vote by Mail	335
Mail Ballot	335
Total	335
7030357	
Poll Place	0
Vote by Mail	0
Mail Ballot	0
Total	0
7030371	
Poll Place	282
Vote by Mail	282
Mail Ballot	282
Total	282
7030372	
Poll Place	206
Vote by Mail	206
Mail Ballot	206
Total	206
7030395	
Poll Place	1
Vote by Mail	1
Mail Ballot	1
Total	1

Precinct	Yes		No		Total Votes
7030343					
Poll Place	0		0		0
Vote by Mail	0		0		0
Mail Ballot	17	38.64%	27	61.36%	44
Total	17	38.64%	27	61.36%	44
7030344					
Poll Place	0		0		0
Vote by Mail	0		0		0
Mail Ballot	78	44.83%	96	55.17%	174
Total	78	44.83%	96	55.17%	174
7030357					
Poll Place	0		0		0
Vote by Mail	0		0		0
Mail Ballot	0		0		0
Total	0		0		0
7030371					
Poll Place	0		0		0
Vote by Mail	0		0		0
Mail Ballot	53	32.32%	111	67.68%	164
Total	53	32.32%	111	67.68%	164
7030372					
Poll Place	0		0		0
Vote by Mail	0		0		0
Mail Ballot	28	15.82%	149	84.18%	177
Total	28	15.82%	149	84.18%	177
7030395					
Poll Place	0		0		0
Vote by Mail	0		0		0
Mail Ballot	0	0.00%	1	100.00%	1
Total	0	0.00%	1	100.00%	1

Precinct	Registered Voters
7031178	
Poll Place	0
Vote by Mail	0
Mail Ballot	0
Total	0
7031211	
Poll Place	46
Vote by Mail	46
Mail Ballot	46
Total	46
7031212	
Poll Place	253
Vote by Mail	253
Mail Ballot	253
Total	253
7031217	
Poll Place	89
Vote by Mail	89
Mail Ballot	89
Total	89
7031665	
Poll Place	247
Vote by Mail	247
Mail Ballot	247
Total	247
7031740	
Poll Place	127
Vote by Mail	127
Mail Ballot	127
Total	127

Precinct	Yes		No		Total Votes
7031178					
Poll Place	0		0		0
Vote by Mail	0		0		0
Mail Ballot	0		0		0
Total	0		0		0
7031211					
Poll Place	0		0		0
Vote by Mail	0		0		0
Mail Ballot	7	28.00%	18	72.00%	25
Total	7	28.00%	18	72.00%	25
7031212					
Poll Place	0		0		0
Vote by Mail	0		0		0
Mail Ballot	57	42.86%	76	57.14%	133
Total	57	42.86%	76	57.14%	133
7031217					
Poll Place	0		0		0
Vote by Mail	0		0		0
Mail Ballot	19	31.67%	41	68.33%	60
Total	19	31.67%	41	68.33%	60
7031665					
Poll Place	0		0		0
Vote by Mail	0		0		0
Mail Ballot	31	19.62%	127	80.38%	158
Total	31	19.62%	127	80.38%	158
7031740					
Poll Place	0		0		0
Vote by Mail	0		0		0
Mail Ballot	18	23.38%	59	76.62%	77
Total	18	23.38%	59	76.62%	77

Precinct	Registered Voters
7032213	
Poll Place	15
Vote by Mail	15
Mail Ballot	15
Total	15
7032239	
Poll Place	0
Vote by Mail	0
Mail Ballot	0
Total	0
7032253	
Poll Place	50
Vote by Mail	50
Mail Ballot	50
Total	50
7032381	
Poll Place	52
Vote by Mail	52
Mail Ballot	52
Total	52
7032386	
Poll Place	4
Vote by Mail	4
Mail Ballot	4
Total	4
7032387	
Poll Place	149
Vote by Mail	149
Mail Ballot	149
Total	149

Precinct	Yes		No		Total Votes
7032213					
Poll Place	0		0		0
Vote by Mail	0		0		0
Mail Ballot	0	0.00%	11	100.00%	11
Total	0	0.00%	11	100.00%	11
7032239					
Poll Place	0		0		0
Vote by Mail	0		0		0
Mail Ballot	0		0		0
Total	0		0		0
7032253					
Poll Place	0		0		0
Vote by Mail	0		0		0
Mail Ballot	9	34.62%	17	65.38%	26
Total	9	34.62%	17	65.38%	26
7032381					
Poll Place	0		0		0
Vote by Mail	0		0		0
Mail Ballot	8	25.00%	24	75.00%	32
Total	8	25.00%	24	75.00%	32
7032386					
Poll Place	0		0		0
Vote by Mail	0		0		0
Mail Ballot	1	50.00%	1	50.00%	2
Total	1	50.00%	1	50.00%	2
7032387					
Poll Place	0		0		0
Vote by Mail	0		0		0
Mail Ballot	29	34.12%	56	65.88%	85
Total	29	34.12%	56	65.88%	85

Precinct	Registered Voters
7032493	
Poll Place	0
Vote by Mail	0
Mail Ballot	0
Total	0
7032752	
Poll Place	80
Vote by Mail	80
Mail Ballot	80
Total	80
7033210	
Poll Place	306
Vote by Mail	306
Mail Ballot	306
Total	306
7033223	
Poll Place	198
Vote by Mail	198
Mail Ballot	198
Total	198
7033226	
Poll Place	225
Vote by Mail	225
Mail Ballot	225
Total	225
7033491	
Poll Place	256
Vote by Mail	256
Mail Ballot	256
Total	256

Precinct	Yes		No		Total Votes
7032493					
Poll Place	0		0		0
Vote by Mail	0		0		0
Mail Ballot	0		0		0
Total	0		0		0
7032752					
Poll Place	0		0		0
Vote by Mail	0		0		0
Mail Ballot	15	24.59%	46	75.41%	61
Total	15	24.59%	46	75.41%	61
7033210					
Poll Place	0		0		0
Vote by Mail	0		0		0
Mail Ballot	44	20.37%	172	79.63%	216
Total	44	20.37%	172	79.63%	216
7033223					
Poll Place	0		0		0
Vote by Mail	0		0		0
Mail Ballot	36	33.03%	73	66.97%	109
Total	36	33.03%	73	66.97%	109
7033226					
Poll Place	0		0		0
Vote by Mail	0		0		0
Mail Ballot	35	25.36%	103	74.64%	138
Total	35	25.36%	103	74.64%	138
7033491					
Poll Place	0		0		0
Vote by Mail	0		0		0
Mail Ballot	50	47.62%	55	52.38%	105
Total	50	47.62%	55	52.38%	105

Precinct	Registered Voters
7033499	
Poll Place	121
Vote by Mail	121
Mail Ballot	121
Total	121
7035600	
Poll Place	101
Vote by Mail	101
Mail Ballot	101
Total	101
7035639	
Poll Place	67
Vote by Mail	67
Mail Ballot	67
Total	67
7035662	
Poll Place	485
Vote by Mail	485
Mail Ballot	485
Total	485
7035663	
Poll Place	19
Vote by Mail	19
Mail Ballot	19
Total	19
7035670	
Poll Place	0
Vote by Mail	0
Mail Ballot	0
Total	0

Precinct	Yes		No		Total Votes
7033499					
Poll Place	0		0		0
Vote by Mail	0		0		0
Mail Ballot	17	27.42%	45	72.58%	62
Total	17	27.42%	45	72.58%	62
7035600					
Poll Place	0		0		0
Vote by Mail	0		0		0
Mail Ballot	30	36.14%	53	63.86%	83
Total	30	36.14%	53	63.86%	83
7035639					
Poll Place	0		0		0
Vote by Mail	0		0		0
Mail Ballot	17	26.98%	46	73.02%	63
Total	17	26.98%	46	73.02%	63
7035662					
Poll Place	0		0		0
Vote by Mail	0		0		0
Mail Ballot	97	26.01%	276	73.99%	373
Total	97	26.01%	276	73.99%	373
7035663					
Poll Place	0		0		0
Vote by Mail	0		0		0
Mail Ballot	1	9.09%	10	90.91%	11
Total	1	9.09%	10	90.91%	11
7035670					
Poll Place	0		0		0
Vote by Mail	0		0		0
Mail Ballot	0		0		0
Total	0		0		0

Precinct	Registered Voters
7035676	
Poll Place	2
Vote by Mail	2
Mail Ballot	2
Total	2
7035683	
Poll Place	0
Vote by Mail	0
Mail Ballot	0
Total	0
7035685	
Poll Place	38
Vote by Mail	38
Mail Ballot	38
Total	38
7035687	
Poll Place	0
Vote by Mail	0
Mail Ballot	0
Total	0
7035692	
Poll Place	0
Vote by Mail	0
Mail Ballot	0
Total	0
7040140	
Poll Place	34
Vote by Mail	34
Mail Ballot	34
Total	34

Precinct	Yes	No	Total Votes
7035676			
Poll Place	0	0	0
Vote by Mail	0	0	0
Mail Ballot	0 0.00%	2 100.00%	2
Total	0 0.00%	2 100.00%	2
7035683			
Poll Place	0	0	0
Vote by Mail	0	0	0
Mail Ballot	0	0	0
Total	0	0	0
7035685			
Poll Place	0	0	0
Vote by Mail	0	0	0
Mail Ballot	9 81.82%	2 18.18%	11
Total	9 81.82%	2 18.18%	11
7035687			
Poll Place	0	0	0
Vote by Mail	0	0	0
Mail Ballot	0	0	0
Total	0	0	0
7035692			
Poll Place	0	0	0
Vote by Mail	0	0	0
Mail Ballot	0	0	0
Total	0	0	0
7040140			
Poll Place	0	0	0
Vote by Mail	0	0	0
Mail Ballot	8 36.36%	14 63.64%	22
Total	8 36.36%	14 63.64%	22

Precinct	Registered Voters
7040141	
Poll Place	0
Vote by Mail	0
Mail Ballot	0
Total	0
7040142	
Poll Place	51
Vote by Mail	51
Mail Ballot	51
Total	51
7040144	
Poll Place	56
Vote by Mail	56
Mail Ballot	56
Total	56
7040413	
Poll Place	210
Vote by Mail	210
Mail Ballot	210
Total	210
7040437	
Poll Place	2
Vote by Mail	2
Mail Ballot	2
Total	2
7040438	
Poll Place	0
Vote by Mail	0
Mail Ballot	0
Total	0

Precinct	Yes		No		Total Votes
7040141					
Poll Place	0		0		0
Vote by Mail	0		0		0
Mail Ballot	0		0		0
Total	0		0		0
7040142					
Poll Place	0		0		0
Vote by Mail	0		0		0
Mail Ballot	7	21.21%	26	78.79%	33
Total	7	21.21%	26	78.79%	33
7040144					
Poll Place	0		0		0
Vote by Mail	0		0		0
Mail Ballot	11	25.58%	32	74.42%	43
Total	11	25.58%	32	74.42%	43
7040413					
Poll Place	0		0		0
Vote by Mail	0		0		0
Mail Ballot	31	17.42%	147	82.58%	178
Total	31	17.42%	147	82.58%	178
7040437					
Poll Place	0		0		0
Vote by Mail	0		0		0
Mail Ballot	0	0.00%	2	100.00%	2
Total	0	0.00%	2	100.00%	2
7040438					
Poll Place	0		0		0
Vote by Mail	0		0		0
Mail Ballot	0		0		0
Total	0		0		0

Precinct	Registered Voters
7040439	
Poll Place	257
Vote by Mail	257
Mail Ballot	257
Total	257
7040472	
Poll Place	453
Vote by Mail	453
Mail Ballot	453
Total	453
7040478	
Poll Place	489
Vote by Mail	489
Mail Ballot	489
Total	489
7040492	
Poll Place	0
Vote by Mail	0
Mail Ballot	0
Total	0
7041139	
Poll Place	22
Vote by Mail	22
Mail Ballot	22
Total	22
7041143	
Poll Place	66
Vote by Mail	66
Mail Ballot	66
Total	66

Precinct	Yes		No		Total Votes
7040439					
Poll Place	0		0		0
Vote by Mail	0		0		0
Mail Ballot	42	19.35%	175	80.65%	217
Total	42	19.35%	175	80.65%	217
7040472					
Poll Place	0		0		0
Vote by Mail	0		0		0
Mail Ballot	96	30.97%	214	69.03%	310
Total	96	30.97%	214	69.03%	310
7040478					
Poll Place	0		0		0
Vote by Mail	0		0		0
Mail Ballot	116	27.29%	309	72.71%	425
Total	116	27.29%	309	72.71%	425
7040492					
Poll Place	0		0		0
Vote by Mail	0		0		0
Mail Ballot	0		0		0
Total	0		0		0
7041139					
Poll Place	0		0		0
Vote by Mail	0		0		0
Mail Ballot	0	0.00%	18	100.00%	18
Total	0	0.00%	18	100.00%	18
7041143					
Poll Place	0		0		0
Vote by Mail	0		0		0
Mail Ballot	10	21.28%	37	78.72%	47
Total	10	21.28%	37	78.72%	47

Precinct	Registered Voters
7041149	
Poll Place	99
Vote by Mail	99
Mail Ballot	99
Total	99
7041160	
Poll Place	4
Vote by Mail	4
Mail Ballot	4
Total	4
7041241	
Poll Place	173
Vote by Mail	173
Mail Ballot	173
Total	173
7041476	
Poll Place	21
Vote by Mail	21
Mail Ballot	21
Total	21
7041495	
Poll Place	216
Vote by Mail	216
Mail Ballot	216
Total	216
7041496	
Poll Place	12
Vote by Mail	12
Mail Ballot	12
Total	12

Precinct	Yes		No		Total Votes
7041149					
Poll Place	0		0		0
Vote by Mail	0		0		0
Mail Ballot	12	21.05%	45	78.95%	57
Total	12	21.05%	45	78.95%	57
7041160					
Poll Place	0		0		0
Vote by Mail	0		0		0
Mail Ballot	0	0.00%	4	100.00%	4
Total	0	0.00%	4	100.00%	4
7041241					
Poll Place	0		0		0
Vote by Mail	0		0		0
Mail Ballot	27	21.60%	98	78.40%	125
Total	27	21.60%	98	78.40%	125
7041476					
Poll Place	0		0		0
Vote by Mail	0		0		0
Mail Ballot	1	6.25%	15	93.75%	16
Total	1	6.25%	15	93.75%	16
7041495					
Poll Place	0		0		0
Vote by Mail	0		0		0
Mail Ballot	42	24.14%	132	75.86%	174
Total	42	24.14%	132	75.86%	174
7041496					
Poll Place	0		0		0
Vote by Mail	0		0		0
Mail Ballot	0	0.00%	8	100.00%	8
Total	0	0.00%	8	100.00%	8

Precinct	Registered Voters
7041505	
Poll Place	86
Vote by Mail	86
Mail Ballot	86
Total	86
7041507	
Poll Place	0
Vote by Mail	0
Mail Ballot	0
Total	0
7041623	
Poll Place	21
Vote by Mail	21
Mail Ballot	21
Total	21
7041665	
Poll Place	76
Vote by Mail	76
Mail Ballot	76
Total	76
7041769	
Poll Place	240
Vote by Mail	240
Mail Ballot	240
Total	240
7041778	
Poll Place	0
Vote by Mail	0
Mail Ballot	0
Total	0

Precinct	Yes		No		Total Votes
7041505					
Poll Place	0		0		0
Vote by Mail	0		0		0
Mail Ballot	8	10.53%	68	89.47%	76
Total	8	10.53%	68	89.47%	76
7041507					
Poll Place	0		0		0
Vote by Mail	0		0		0
Mail Ballot	0		0		0
Total	0		0		0
7041623					
Poll Place	0		0		0
Vote by Mail	0		0		0
Mail Ballot	2	13.33%	13	86.67%	15
Total	2	13.33%	13	86.67%	15
7041665					
Poll Place	0		0		0
Vote by Mail	0		0		0
Mail Ballot	12	18.75%	52	81.25%	64
Total	12	18.75%	52	81.25%	64
7041769					
Poll Place	0		0		0
Vote by Mail	0		0		0
Mail Ballot	27	16.27%	139	83.73%	166
Total	27	16.27%	139	83.73%	166
7041778					
Poll Place	0		0		0
Vote by Mail	0		0		0
Mail Ballot	0		0		0
Total	0		0		0

Precinct	Registered Voters
7041815	
Poll Place	0
Vote by Mail	0
Mail Ballot	0
Total	0
7041914	
Poll Place	236
Vote by Mail	236
Mail Ballot	236
Total	236
7041930	
Poll Place	50
Vote by Mail	50
Mail Ballot	50
Total	50
7042223	
Poll Place	5
Vote by Mail	5
Mail Ballot	5
Total	5
7042265	
Poll Place	35
Vote by Mail	35
Mail Ballot	35
Total	35
7042427	
Poll Place	44
Vote by Mail	44
Mail Ballot	44
Total	44

Precinct	Yes		No		Total Votes
7041815					
Poll Place	0		0		0
Vote by Mail	0		0		0
Mail Ballot	0		0		0
Total	0		0		0
7041914					
Poll Place	0		0		0
Vote by Mail	0		0		0
Mail Ballot	27	13.85%	168	86.15%	195
Total	27	13.85%	168	86.15%	195
7041930					
Poll Place	0		0		0
Vote by Mail	0		0		0
Mail Ballot	5	13.89%	31	86.11%	36
Total	5	13.89%	31	86.11%	36
7042223					
Poll Place	0		0		0
Vote by Mail	0		0		0
Mail Ballot	0	0.00%	3	100.00%	3
Total	0	0.00%	3	100.00%	3
7042265					
Poll Place	0		0		0
Vote by Mail	0		0		0
Mail Ballot	8	34.78%	15	65.22%	23
Total	8	34.78%	15	65.22%	23
7042427					
Poll Place	0		0		0
Vote by Mail	0		0		0
Mail Ballot	8	32.00%	17	68.00%	25
Total	8	32.00%	17	68.00%	25

Precinct	Registered Voters
7042441	
Poll Place	0
Vote by Mail	0
Mail Ballot	0
Total	0
7042517	
Poll Place	6
Vote by Mail	6
Mail Ballot	6
Total	6
7042521	
Poll Place	32
Vote by Mail	32
Mail Ballot	32
Total	32
7042783	
Poll Place	0
Vote by Mail	0
Mail Ballot	0
Total	0
7042784	
Poll Place	2
Vote by Mail	2
Mail Ballot	2
Total	2
7042785	
Poll Place	0
Vote by Mail	0
Mail Ballot	0
Total	0

Precinct	Yes	No	Total Votes
7042441			
Poll Place	0	0	0
Vote by Mail	0	0	0
Mail Ballot	0	0	0
Total	0	0	0
7042517			
Poll Place	0	0	0
Vote by Mail	0	0	0
Mail Ballot	0 0.00%	4 100.00%	4
Total	0 0.00%	4 100.00%	4
7042521			
Poll Place	0	0	0
Vote by Mail	0	0	0
Mail Ballot	1 4.76%	20 95.24%	21
Total	1 4.76%	20 95.24%	21
7042783			
Poll Place	0	0	0
Vote by Mail	0	0	0
Mail Ballot	0	0	0
Total	0	0	0
7042784			
Poll Place	0	0	0
Vote by Mail	0	0	0
Mail Ballot	0 0.00%	2 100.00%	2
Total	0 0.00%	2 100.00%	2
7042785			
Poll Place	0	0	0
Vote by Mail	0	0	0
Mail Ballot	0	0	0
Total	0	0	0

Precinct	Registered Voters
7042789	
Poll Place	0
Vote by Mail	0
Mail Ballot	0
Total	0
7042910	
Poll Place	0
Vote by Mail	0
Mail Ballot	0
Total	0
7043044	
Poll Place	4
Vote by Mail	4
Mail Ballot	4
Total	4
7043063	
Poll Place	0
Vote by Mail	0
Mail Ballot	0
Total	0
7043101	
Poll Place	0
Vote by Mail	0
Mail Ballot	0
Total	0
7043295	
Poll Place	615
Vote by Mail	615
Mail Ballot	615
Total	615

Precinct	Yes		No		Total Votes
7042789					
Poll Place	0		0		0
Vote by Mail	0		0		0
Mail Ballot	0		0		0
Total	0		0		0
7042910					
Poll Place	0		0		0
Vote by Mail	0		0		0
Mail Ballot	0		0		0
Total	0		0		0
7043044					
Poll Place	0		0		0
Vote by Mail	0		0		0
Mail Ballot	1	50.00%	1	50.00%	2
Total	1	50.00%	1	50.00%	2
7043063					
Poll Place	0		0		0
Vote by Mail	0		0		0
Mail Ballot	0		0		0
Total	0		0		0
7043101					
Poll Place	0		0		0
Vote by Mail	0		0		0
Mail Ballot	0		0		0
Total	0		0		0
7043295					
Poll Place	0		0		0
Vote by Mail	0		0		0
Mail Ballot	90	23.56%	292	76.44%	382
Total	90	23.56%	292	76.44%	382

Precinct	Registered Voters
7043458	
Poll Place	0
Vote by Mail	0
Mail Ballot	0
Total	0
7043561	
Poll Place	227
Vote by Mail	227
Mail Ballot	227
Total	227
7043576	
Poll Place	0
Vote by Mail	0
Mail Ballot	0
Total	0
7044116	
Poll Place	18
Vote by Mail	18
Mail Ballot	18
Total	18
7044120	
Poll Place	314
Vote by Mail	314
Mail Ballot	314
Total	314
7044123	
Poll Place	683
Vote by Mail	683
Mail Ballot	683
Total	683

Precinct	Yes		No		Total Votes
7043458					
Poll Place	0		0		0
Vote by Mail	0		0		0
Mail Ballot	0		0		0
Total	0		0		0
7043561					
Poll Place	0		0		0
Vote by Mail	0		0		0
Mail Ballot	38	29.92%	89	70.08%	127
Total	38	29.92%	89	70.08%	127
7043576					
Poll Place	0		0		0
Vote by Mail	0		0		0
Mail Ballot	0		0		0
Total	0		0		0
7044116					
Poll Place	0		0		0
Vote by Mail	0		0		0
Mail Ballot	2	12.50%	14	87.50%	16
Total	2	12.50%	14	87.50%	16
7044120					
Poll Place	0		0		0
Vote by Mail	0		0		0
Mail Ballot	70	26.32%	196	73.68%	266
Total	70	26.32%	196	73.68%	266
7044123					
Poll Place	0		0		0
Vote by Mail	0		0		0
Mail Ballot	168	31.28%	369	68.72%	537
Total	168	31.28%	369	68.72%	537

Precinct	Registered Voters
7044133	
Poll Place	0
Vote by Mail	0
Mail Ballot	0
Total	0
7050025	
Poll Place	64
Vote by Mail	64
Mail Ballot	64
Total	64
7050030	
Poll Place	191
Vote by Mail	191
Mail Ballot	191
Total	191
7050032	
Poll Place	8
Vote by Mail	8
Mail Ballot	8
Total	8
7050212	
Poll Place	0
Vote by Mail	0
Mail Ballot	0
Total	0
7050220	
Poll Place	182
Vote by Mail	182
Mail Ballot	182
Total	182

Precinct	Yes		No		Total Votes
7044133					
Poll Place	0		0		0
Vote by Mail	0		0		0
Mail Ballot	0		0		0
Total	0		0		0
7050025					
Poll Place	0		0		0
Vote by Mail	0		0		0
Mail Ballot	4	11.11%	32	88.89%	36
Total	4	11.11%	32	88.89%	36
7050030					
Poll Place	0		0		0
Vote by Mail	0		0		0
Mail Ballot	37	38.95%	58	61.05%	95
Total	37	38.95%	58	61.05%	95
7050032					
Poll Place	0		0		0
Vote by Mail	0		0		0
Mail Ballot	1	100.00%	0	0.00%	1
Total	1	100.00%	0	0.00%	1
7050212					
Poll Place	0		0		0
Vote by Mail	0		0		0
Mail Ballot	0		0		0
Total	0		0		0
7050220					
Poll Place	0		0		0
Vote by Mail	0		0		0
Mail Ballot	33	45.83%	39	54.17%	72
Total	33	45.83%	39	54.17%	72

Precinct	Registered Voters
7050221	
Poll Place	251
Vote by Mail	251
Mail Ballot	251
Total	251
7050504	
Poll Place	57
Vote by Mail	57
Mail Ballot	57
Total	57
7050526	
Poll Place	0
Vote by Mail	0
Mail Ballot	0
Total	0
7050529	
Poll Place	2
Vote by Mail	2
Mail Ballot	2
Total	2
7050537	
Poll Place	276
Vote by Mail	276
Mail Ballot	276
Total	276
7050540	
Poll Place	81
Vote by Mail	81
Mail Ballot	81
Total	81

Precinct	Yes		No		Total Votes
7050221					
Poll Place	0		0		0
Vote by Mail	0		0		0
Mail Ballot	43	46.74%	49	53.26%	92
Total	43	46.74%	49	53.26%	92
7050504					
Poll Place	0		0		0
Vote by Mail	0		0		0
Mail Ballot	8	44.44%	10	55.56%	18
Total	8	44.44%	10	55.56%	18
7050526					
Poll Place	0		0		0
Vote by Mail	0		0		0
Mail Ballot	0		0		0
Total	0		0		0
7050529					
Poll Place	0		0		0
Vote by Mail	0		0		0
Mail Ballot	0		0		0
Total	0		0		0
7050537					
Poll Place	0		0		0
Vote by Mail	0		0		0
Mail Ballot	77	48.73%	81	51.27%	158
Total	77	48.73%	81	51.27%	158
7050540					
Poll Place	0		0		0
Vote by Mail	0		0		0
Mail Ballot	12	40.00%	18	60.00%	30
Total	12	40.00%	18	60.00%	30

Precinct	Registered Voters
7050542	
Poll Place	420
Vote by Mail	420
Mail Ballot	420
Total	420
7050546	
Poll Place	0
Vote by Mail	0
Mail Ballot	0
Total	0
7050551	
Poll Place	403
Vote by Mail	403
Mail Ballot	403
Total	403
7050557	
Poll Place	75
Vote by Mail	75
Mail Ballot	75
Total	75
7050561	
Poll Place	227
Vote by Mail	227
Mail Ballot	227
Total	227
7050563	
Poll Place	0
Vote by Mail	0
Mail Ballot	0
Total	0

Precinct	Yes		No		Total Votes
7050542					
Poll Place	0		0		0
Vote by Mail	0		0		0
Mail Ballot	103	44.21%	130	55.79%	233
Total	103	44.21%	130	55.79%	233
7050546					
Poll Place	0		0		0
Vote by Mail	0		0		0
Mail Ballot	0		0		0
Total	0		0		0
7050551					
Poll Place	0		0		0
Vote by Mail	0		0		0
Mail Ballot	90	38.96%	141	61.04%	231
Total	90	38.96%	141	61.04%	231
7050557					
Poll Place	0		0		0
Vote by Mail	0		0		0
Mail Ballot	19	47.50%	21	52.50%	40
Total	19	47.50%	21	52.50%	40
7050561					
Poll Place	0		0		0
Vote by Mail	0		0		0
Mail Ballot	52	42.28%	71	57.72%	123
Total	52	42.28%	71	57.72%	123
7050563					
Poll Place	0		0		0
Vote by Mail	0		0		0
Mail Ballot	0		0		0
Total	0		0		0

Precinct	Registered Voters
7050564	
Poll Place	0
Vote by Mail	0
Mail Ballot	0
Total	0
7050566	
Poll Place	0
Vote by Mail	0
Mail Ballot	0
Total	0
7050573	
Poll Place	0
Vote by Mail	0
Mail Ballot	0
Total	0
7050579	
Poll Place	139
Vote by Mail	139
Mail Ballot	139
Total	139
7050581	
Poll Place	234
Vote by Mail	234
Mail Ballot	234
Total	234
7050582	
Poll Place	29
Vote by Mail	29
Mail Ballot	29
Total	29

Precinct	Yes	No	Total Votes
7050564			
Poll Place	0	0	0
Vote by Mail	0	0	0
Mail Ballot	0	0	0
Total	0	0	0
7050566			
Poll Place	0	0	0
Vote by Mail	0	0	0
Mail Ballot	0	0	0
Total	0	0	0
7050573			
Poll Place	0	0	0
Vote by Mail	0	0	0
Mail Ballot	0	0	0
Total	0	0	0
7050579			
Poll Place	0	0	0
Vote by Mail	0	0	0
Mail Ballot	27 36.00%	48 64.00%	75
Total	27 36.00%	48 64.00%	75
7050581			
Poll Place	0	0	0
Vote by Mail	0	0	0
Mail Ballot	57 52.78%	51 47.22%	108
Total	57 52.78%	51 47.22%	108
7050582			
Poll Place	0	0	0
Vote by Mail	0	0	0
Mail Ballot	6 46.15%	7 53.85%	13
Total	6 46.15%	7 53.85%	13

Precinct	Registered Voters
7050597	
Poll Place	3
Vote by Mail	3
Mail Ballot	3
Total	3
7050702	
Poll Place	236
Vote by Mail	236
Mail Ballot	236
Total	236
7050707	
Poll Place	249
Vote by Mail	249
Mail Ballot	249
Total	249
7050712	
Poll Place	0
Vote by Mail	0
Mail Ballot	0
Total	0
7050713	
Poll Place	355
Vote by Mail	355
Mail Ballot	355
Total	355
7050726	
Poll Place	298
Vote by Mail	298
Mail Ballot	298
Total	298

Precinct	Yes		No		Total Votes
7050597					
Poll Place	0		0		0
Vote by Mail	0		0		0
Mail Ballot	0	0.00%	2	100.00%	2
Total	0	0.00%	2	100.00%	2
7050702					
Poll Place	0		0		0
Vote by Mail	0		0		0
Mail Ballot	46	33.82%	90	66.18%	136
Total	46	33.82%	90	66.18%	136
7050707					
Poll Place	0		0		0
Vote by Mail	0		0		0
Mail Ballot	64	44.44%	80	55.56%	144
Total	64	44.44%	80	55.56%	144
7050712					
Poll Place	0		0		0
Vote by Mail	0		0		0
Mail Ballot	0		0		0
Total	0		0		0
7050713					
Poll Place	0		0		0
Vote by Mail	0		0		0
Mail Ballot	82	37.96%	134	62.04%	216
Total	82	37.96%	134	62.04%	216
7050726					
Poll Place	0		0		0
Vote by Mail	0		0		0
Mail Ballot	57	27.80%	148	72.20%	205
Total	57	27.80%	148	72.20%	205

Precinct	Registered Voters
7050730	
Poll Place	8
Vote by Mail	8
Mail Ballot	8
Total	8
7050732	
Poll Place	74
Vote by Mail	74
Mail Ballot	74
Total	74
7050734	
Poll Place	161
Vote by Mail	161
Mail Ballot	161
Total	161
7050748	
Poll Place	111
Vote by Mail	111
Mail Ballot	111
Total	111
7050749	
Poll Place	141
Vote by Mail	141
Mail Ballot	141
Total	141
7050758	
Poll Place	4
Vote by Mail	4
Mail Ballot	4
Total	4

Precinct	Yes		No		Total Votes
7050730					
Poll Place	0		0		0
Vote by Mail	0		0		0
Mail Ballot	1	50.00%	1	50.00%	2
Total	1	50.00%	1	50.00%	2
7050732					
Poll Place	0		0		0
Vote by Mail	0		0		0
Mail Ballot	12	27.91%	31	72.09%	43
Total	12	27.91%	31	72.09%	43
7050734					
Poll Place	0		0		0
Vote by Mail	0		0		0
Mail Ballot	34	40.00%	51	60.00%	85
Total	34	40.00%	51	60.00%	85
7050748					
Poll Place	0		0		0
Vote by Mail	0		0		0
Mail Ballot	14	31.11%	31	68.89%	45
Total	14	31.11%	31	68.89%	45
7050749					
Poll Place	0		0		0
Vote by Mail	0		0		0
Mail Ballot	33	45.83%	39	54.17%	72
Total	33	45.83%	39	54.17%	72
7050758					
Poll Place	0		0		0
Vote by Mail	0		0		0
Mail Ballot	1	25.00%	3	75.00%	4
Total	1	25.00%	3	75.00%	4

Precinct	Registered Voters
7050759	
Poll Place	20
Vote by Mail	20
Mail Ballot	20
Total	20
7050760	
Poll Place	0
Vote by Mail	0
Mail Ballot	0
Total	0
7050764	
Poll Place	0
Vote by Mail	0
Mail Ballot	0
Total	0
7050769	
Poll Place	0
Vote by Mail	0
Mail Ballot	0
Total	0
7051188	
Poll Place	18
Vote by Mail	18
Mail Ballot	18
Total	18
7051233	
Poll Place	284
Vote by Mail	284
Mail Ballot	284
Total	284

Precinct	Yes		No		Total Votes
7050759					
Poll Place	0		0		0
Vote by Mail	0		0		0
Mail Ballot	4	28.57%	10	71.43%	14
Total	4	28.57%	10	71.43%	14
7050760					
Poll Place	0		0		0
Vote by Mail	0		0		0
Mail Ballot	0		0		0
Total	0		0		0
7050764					
Poll Place	0		0		0
Vote by Mail	0		0		0
Mail Ballot	0		0		0
Total	0		0		0
7050769					
Poll Place	0		0		0
Vote by Mail	0		0		0
Mail Ballot	0		0		0
Total	0		0		0
7051188					
Poll Place	0		0		0
Vote by Mail	0		0		0
Mail Ballot	0	0.00%	8	100.00%	8
Total	0	0.00%	8	100.00%	8
7051233					
Poll Place	0		0		0
Vote by Mail	0		0		0
Mail Ballot	51	30.72%	115	69.28%	166
Total	51	30.72%	115	69.28%	166

Precinct	Registered Voters
7051293	
Poll Place	177
Vote by Mail	177
Mail Ballot	177
Total	177
7051294	
Poll Place	63
Vote by Mail	63
Mail Ballot	63
Total	63
7051295	
Poll Place	15
Vote by Mail	15
Mail Ballot	15
Total	15
7051297	
Poll Place	209
Vote by Mail	209
Mail Ballot	209
Total	209
7051298	
Poll Place	289
Vote by Mail	289
Mail Ballot	289
Total	289
7051490	
Poll Place	7
Vote by Mail	7
Mail Ballot	7
Total	7

Precinct	Yes		No		Total Votes
7051293					
Poll Place	0		0		0
Vote by Mail	0		0		0
Mail Ballot	36	32.14%	76	67.86%	112
Total	36	32.14%	76	67.86%	112
7051294					
Poll Place	0		0		0
Vote by Mail	0		0		0
Mail Ballot	8	57.14%	6	42.86%	14
Total	8	57.14%	6	42.86%	14
7051295					
Poll Place	0		0		0
Vote by Mail	0		0		0
Mail Ballot	3	37.50%	5	62.50%	8
Total	3	37.50%	5	62.50%	8
7051297					
Poll Place	0		0		0
Vote by Mail	0		0		0
Mail Ballot	39	26.17%	110	73.83%	149
Total	39	26.17%	110	73.83%	149
7051298					
Poll Place	0		0		0
Vote by Mail	0		0		0
Mail Ballot	51	34.00%	99	66.00%	150
Total	51	34.00%	99	66.00%	150
7051490					
Poll Place	0		0		0
Vote by Mail	0		0		0
Mail Ballot	0	0.00%	3	100.00%	3
Total	0	0.00%	3	100.00%	3

Precinct	Registered Voters
7051494	
Poll Place	5
Vote by Mail	5
Mail Ballot	5
Total	5
7051679	
Poll Place	71
Vote by Mail	71
Mail Ballot	71
Total	71
7051704	
Poll Place	70
Vote by Mail	70
Mail Ballot	70
Total	70
7051739	
Poll Place	178
Vote by Mail	178
Mail Ballot	178
Total	178
7051751	
Poll Place	332
Vote by Mail	332
Mail Ballot	332
Total	332
7051779	
Poll Place	0
Vote by Mail	0
Mail Ballot	0
Total	0

Precinct	Yes		No		Total Votes
7051494					
Poll Place	0		0		0
Vote by Mail	0		0		0
Mail Ballot	2	66.67%	1	33.33%	3
Total	2	66.67%	1	33.33%	3
7051679					
Poll Place	0		0		0
Vote by Mail	0		0		0
Mail Ballot	6	30.00%	14	70.00%	20
Total	6	30.00%	14	70.00%	20
7051704					
Poll Place	0		0		0
Vote by Mail	0		0		0
Mail Ballot	8	21.62%	29	78.38%	37
Total	8	21.62%	29	78.38%	37
7051739					
Poll Place	0		0		0
Vote by Mail	0		0		0
Mail Ballot	27	24.32%	84	75.68%	111
Total	27	24.32%	84	75.68%	111
7051751					
Poll Place	0		0		0
Vote by Mail	0		0		0
Mail Ballot	63	35.80%	113	64.20%	176
Total	63	35.80%	113	64.20%	176
7051779					
Poll Place	0		0		0
Vote by Mail	0		0		0
Mail Ballot	0		0		0
Total	0		0		0

Precinct	Registered Voters
7051972	
Poll Place	7
Vote by Mail	7
Mail Ballot	7
Total	7
7052140	
Poll Place	203
Vote by Mail	203
Mail Ballot	203
Total	203
7052142	
Poll Place	9
Vote by Mail	9
Mail Ballot	9
Total	9
7052143	
Poll Place	139
Vote by Mail	139
Mail Ballot	139
Total	139
7052272	
Poll Place	14
Vote by Mail	14
Mail Ballot	14
Total	14
7052770	
Poll Place	178
Vote by Mail	178
Mail Ballot	178
Total	178

Precinct	Yes		No		Total Votes
7051972					
Poll Place	0		0		0
Vote by Mail	0		0		0
Mail Ballot	1	25.00%	3	75.00%	4
Total	1	25.00%	3	75.00%	4
7052140					
Poll Place	0		0		0
Vote by Mail	0		0		0
Mail Ballot	26	19.85%	105	80.15%	131
Total	26	19.85%	105	80.15%	131
7052142					
Poll Place	0		0		0
Vote by Mail	0		0		0
Mail Ballot	1	16.67%	5	83.33%	6
Total	1	16.67%	5	83.33%	6
7052143					
Poll Place	0		0		0
Vote by Mail	0		0		0
Mail Ballot	22	25.88%	63	74.12%	85
Total	22	25.88%	63	74.12%	85
7052272					
Poll Place	0		0		0
Vote by Mail	0		0		0
Mail Ballot	1	33.33%	2	66.67%	3
Total	1	33.33%	2	66.67%	3
7052770					
Poll Place	0		0		0
Vote by Mail	0		0		0
Mail Ballot	17	26.56%	47	73.44%	64
Total	17	26.56%	47	73.44%	64

Precinct	Registered Voters
7053012	
Poll Place	114
Vote by Mail	114
Mail Ballot	114
Total	114
7053449	
Poll Place	11
Vote by Mail	11
Mail Ballot	11
Total	11
7053495	
Poll Place	0
Vote by Mail	0
Mail Ballot	0
Total	0
7053752	
Poll Place	10
Vote by Mail	10
Mail Ballot	10
Total	10
7053765	
Poll Place	2
Vote by Mail	2
Mail Ballot	2
Total	2
Kern County - Total	425,526
Cumulative	
Cumulative	
Poll Place	0
Vote by Mail	0
Mail Ballot	0
Total	0

Precinct	Yes		No		Total Votes
7053012					
Poll Place	0		0		0
Vote by Mail	0		0		0
Mail Ballot	24	39.34%	37	60.66%	61
Total	24	39.34%	37	60.66%	61
7053449					
Poll Place	0		0		0
Vote by Mail	0		0		0
Mail Ballot	2	22.22%	7	77.78%	9
Total	2	22.22%	7	77.78%	9
7053495					
Poll Place	0		0		0
Vote by Mail	0		0		0
Mail Ballot	0		0		0
Total	0		0		0
7053752					
Poll Place	0		0		0
Vote by Mail	0		0		0
Mail Ballot	1	12.50%	7	87.50%	8
Total	1	12.50%	7	87.50%	8
7053765					
Poll Place	0		0		0
Vote by Mail	0		0		0
Mail Ballot	0	0.00%	2	100.00%	2
Total	0	0.00%	2	100.00%	2
Kern County - Total	87,116	29.46%	208,596	70.54%	295,712
Cumulative					
Cumulative					
Poll Place	0		0		0
Vote by Mail	0		0		0
Mail Ballot	0		0		0
Total	0		0		0

Precinct	Registered Voters
Cumulative - Total	0
County - Total	425,526

Precinct	Yes		No		Total Votes
Cumulative - Total	0		0		0
County - Total	87,116	29.46%	208,596	70.54%	295,712

MARICOPA UNIFIED SCHOOL DISTRICT Bond Measure F (Vote for 1)

Precinct	Registered Voters
County	
Kern County	
0042390	
Poll Place	485
Vote by Mail	485
Mail Ballot	485
Total	485
7040144	
Poll Place	56
Vote by Mail	56
Mail Ballot	56
Total	56
7041495	
Poll Place	216
Vote by Mail	216
Mail Ballot	216
Total	216
7041665	
Poll Place	76
Vote by Mail	76
Mail Ballot	76
Total	76
Kern County - Total	833
Cumulative	
Cumulative	
Poll Place	0
Vote by Mail	0
Mail Ballot	0
Total	0
Cumulative - Total	0
County - Total	833

Precinct	Bonds Yes		Bonds No		Total Votes
County					
Kern County					
0042390					
Poll Place	49	56.32%	38	43.68%	87
Vote by Mail	160	56.34%	124	43.66%	284
Mail Ballot	0		0		0
Total	209	56.33%	162	43.67%	371
7040144					
Poll Place	0		0		0
Vote by Mail	0		0		0
Mail Ballot	23	53.49%	20	46.51%	43
Total	23	53.49%	20	46.51%	43
7041495					
Poll Place	0		0		0
Vote by Mail	0		0		0
Mail Ballot	65	40.63%	95	59.38%	160
Total	65	40.63%	95	59.38%	160
7041665					
Poll Place	0		0		0
Vote by Mail	0		0		0
Mail Ballot	26	41.27%	37	58.73%	63
Total	26	41.27%	37	58.73%	63
Kern County - Total	323	50.71%	314	49.29%	637
Cumulative					
Cumulative					
Poll Place	0		0		0
Vote by Mail	0		0		0
Mail Ballot	0		0		0
Total	0		0		0
Cumulative - Total	0		0		0
County - Total	323	50.71%	314	49.29%	637

3288 of 3301

GREENFIELD UNION SCHOOL DISTRICT Bond Measure G (Vote for 1)

Precinct	Registered Voters
County	
Kern County	
0020232	
Poll Place	735
Vote by Mail	735
Mail Ballot	735
Total	735
0020245	
Poll Place	1,507
Vote by Mail	1,507
Mail Ballot	1,507
Total	1,507
0020246	
Poll Place	1,070
Vote by Mail	1,070
Mail Ballot	1,070
Total	1,070
0020248	
Poll Place	631
Vote by Mail	631
Mail Ballot	631
Total	631
0020257	
Poll Place	724
Vote by Mail	724
Mail Ballot	724
Total	724

Precinct	Bonds Yes		Bonds No		Total Votes
County					
Kern County					
0020232					
Poll Place	50	71.43%	20	28.57%	70
Vote by Mail	270	73.77%	96	26.23%	366
Mail Ballot	0		0		0
Total	320	73.39%	116	26.61%	436
0020245					
Poll Place	87	79.82%	22	20.18%	109
Vote by Mail	557	72.91%	207	27.09%	764
Mail Ballot	0		0		0
Total	644	73.77%	229	26.23%	873
0020246					
Poll Place	82	67.77%	39	32.23%	121
Vote by Mail	368	68.79%	167	31.21%	535
Mail Ballot	0		0		0
Total	450	68.60%	206	31.40%	656
0020248					
Poll Place	45	70.31%	19	29.69%	64
Vote by Mail	255	83.33%	51	16.67%	306
Mail Ballot	0		0		0
Total	300	81.08%	70	18.92%	370
0020257					
Poll Place	57	71.25%	23	28.75%	80
Vote by Mail	271	71.32%	109	28.68%	380
Mail Ballot	0		0		0
Total	328	71.30%	132	28.70%	460

Precinct	Registered Voters
0020271	
Poll Place	1,447
Vote by Mail	1,447
Mail Ballot	1,447
Total	1,447
0020288	
Poll Place	924
Vote by Mail	924
Mail Ballot	924
Total	924
0050020	
Poll Place	1,131
Vote by Mail	1,131
Mail Ballot	1,131
Total	1,131
0050514	
Poll Place	1,259
Vote by Mail	1,259
Mail Ballot	1,259
Total	1,259
0050518	
Poll Place	384
Vote by Mail	384
Mail Ballot	384
Total	384
0050536	
Poll Place	489
Vote by Mail	489
Mail Ballot	489
Total	489

Precinct	Bonds Yes		Bonds No		Total Votes
0020271					
Poll Place	83	69.75%	36	30.25%	119
Vote by Mail	575	69.44%	253	30.56%	828
Mail Ballot	0		0		0
Total	658	69.48%	289	30.52%	947
0020288					
Poll Place	36	50.00%	36	50.00%	72
Vote by Mail	307	72.24%	118	27.76%	425
Mail Ballot	0		0		0
Total	343	69.01%	154	30.99%	497
0050020					
Poll Place	96	80.00%	24	20.00%	120
Vote by Mail	331	72.27%	127	27.73%	458
Mail Ballot	0		0		0
Total	427	73.88%	151	26.12%	578
0050514					
Poll Place	65	74.71%	22	25.29%	87
Vote by Mail	469	80.86%	111	19.14%	580
Mail Ballot	0		0		0
Total	534	80.06%	133	19.94%	667
0050518					
Poll Place	16	76.19%	5	23.81%	21
Vote by Mail	165	75.69%	53	24.31%	218
Mail Ballot	0		0		0
Total	181	75.73%	58	24.27%	239
0050536					
Poll Place	29	80.56%	7	19.44%	36
Vote by Mail	216	77.98%	61	22.02%	277
Mail Ballot	0		0		0
Total	245	78.27%	68	21.73%	313

Precinct	Registered Voters
0050538	
Poll Place	702
Vote by Mail	702
Mail Ballot	702
Total	702
0050545	
Poll Place	1,364
Vote by Mail	1,364
Mail Ballot	1,364
Total	1,364
0050552	
Poll Place	911
Vote by Mail	911
Mail Ballot	911
Total	911
0050731	
Poll Place	1,136
Vote by Mail	1,136
Mail Ballot	1,136
Total	1,136
0050741	
Poll Place	1,124
Vote by Mail	1,124
Mail Ballot	1,124
Total	1,124
0050742	
Poll Place	1,083
Vote by Mail	1,083
Mail Ballot	1,083
Total	1,083

Precinct	Bonds Yes		Bonds No		Total Votes
0050538					
Poll Place	52	77.61%	15	22.39%	67
Vote by Mail	290	79.02%	77	20.98%	367
Mail Ballot	0		0		0
Total	342	78.80%	92	21.20%	434
0050545					
Poll Place	76	83.52%	15	16.48%	91
Vote by Mail	572	77.19%	169	22.81%	741
Mail Ballot	0		0		0
Total	648	77.88%	184	22.12%	832
0050552					
Poll Place	50	70.42%	21	29.58%	71
Vote by Mail	349	78.25%	97	21.75%	446
Mail Ballot	0		0		0
Total	399	77.18%	118	22.82%	517
0050731					
Poll Place	48	76.19%	15	23.81%	63
Vote by Mail	391	75.05%	130	24.95%	521
Mail Ballot	0		0		0
Total	439	75.17%	145	24.83%	584
0050741					
Poll Place	37	63.79%	21	36.21%	58
Vote by Mail	386	68.32%	179	31.68%	565
Mail Ballot	0		0		0
Total	423	67.90%	200	32.10%	623
0050742					
Poll Place	71	76.34%	22	23.66%	93
Vote by Mail	385	76.09%	121	23.91%	506
Mail Ballot	0		0		0
Total	456	76.13%	143	23.87%	599

Precinct	Registered Voters
0051227	
Poll Place	662
Vote by Mail	662
Mail Ballot	662
Total	662
0051228	
Poll Place	687
Vote by Mail	687
Mail Ballot	687
Total	687
7020250	
Poll Place	287
Vote by Mail	287
Mail Ballot	287
Total	287
7021222	
Poll Place	16
Vote by Mail	16
Mail Ballot	16
Total	16
7021235	
Poll Place	147
Vote by Mail	147
Mail Ballot	147
Total	147
7022019	
Poll Place	273
Vote by Mail	273
Mail Ballot	273
Total	273

Precinct	Bonds Yes		Bonds No		Total Votes
0051227					
Poll Place	47	56.63%	36	43.37%	83
Vote by Mail	214	51.82%	199	48.18%	413
Mail Ballot	0		0		0
Total	261	52.62%	235	47.38%	496
0051228					
Poll Place	47	65.28%	25	34.72%	72
Vote by Mail	245	68.44%	113	31.56%	358
Mail Ballot	0		0		0
Total	292	67.91%	138	32.09%	430
7020250					
Poll Place	0		0		0
Vote by Mail	0		0		0
Mail Ballot	79	41.15%	113	58.85%	192
Total	79	41.15%	113	58.85%	192
7021222					
Poll Place	0		0		0
Vote by Mail	0		0		0
Mail Ballot	4	44.44%	5	55.56%	9
Total	4	44.44%	5	55.56%	9
7021235					
Poll Place	0		0		0
Vote by Mail	0		0		0
Mail Ballot	40	39.60%	61	60.40%	101
Total	40	39.60%	61	60.40%	101
7022019					
Poll Place	0		0		0
Vote by Mail	0		0		0
Mail Ballot	105	69.54%	46	30.46%	151
Total	105	69.54%	46	30.46%	151

Precinct	Registered Voters
7022028	
Poll Place	160
Vote by Mail	160
Mail Ballot	160
Total	160
7022029	
Poll Place	193
Vote by Mail	193
Mail Ballot	193
Total	193
7022283	
Poll Place	172
Vote by Mail	172
Mail Ballot	172
Total	172
7025274	
Poll Place	0
Vote by Mail	0
Mail Ballot	0
Total	0
7025275	
Poll Place	0
Vote by Mail	0
Mail Ballot	0
Total	0
7025277	
Poll Place	0
Vote by Mail	0
Mail Ballot	0
Total	0

Precinct	Bonds Yes		Bonds No		Total Votes
7022028					
Poll Place	0		0		0
Vote by Mail	0		0		0
Mail Ballot	59	62.11%	36	37.89%	95
Total	59	62.11%	36	37.89%	95
7022029					
Poll Place	0		0		0
Vote by Mail	0		0		0
Mail Ballot	72	59.50%	49	40.50%	121
Total	72	59.50%	49	40.50%	121
7022283					
Poll Place	0		0		0
Vote by Mail	0		0		0
Mail Ballot	53	54.08%	45	45.92%	98
Total	53	54.08%	45	45.92%	98
7025274					
Poll Place	0		0		0
Vote by Mail	0		0		0
Mail Ballot	0		0		0
Total	0		0		0
7025275					
Poll Place	0		0		0
Vote by Mail	0		0		0
Mail Ballot	0		0		0
Total	0		0		0
7025277					
Poll Place	0		0		0
Vote by Mail	0		0		0
Mail Ballot	0		0		0
Total	0		0		0

Precinct	Registered Voters
7050025	
Poll Place	64
Vote by Mail	64
Mail Ballot	64
Total	64
7050030	
Poll Place	191
Vote by Mail	191
Mail Ballot	191
Total	191
7050032	
Poll Place	8
Vote by Mail	8
Mail Ballot	8
Total	8
7050529	
Poll Place	2
Vote by Mail	2
Mail Ballot	2
Total	2
7050542	
Poll Place	420
Vote by Mail	420
Mail Ballot	420
Total	420
7050551	
Poll Place	403
Vote by Mail	403
Mail Ballot	403
Total	403

Precinct	Bonds Yes		Bonds No		Total Votes
7050025					
Poll Place	0		0		0
Vote by Mail	0		0		0
Mail Ballot	19	51.35%	18	48.65%	37
Total	19	51.35%	18	48.65%	37
7050030					
Poll Place	0		0		0
Vote by Mail	0		0		0
Mail Ballot	74	77.89%	21	22.11%	95
Total	74	77.89%	21	22.11%	95
7050032					
Poll Place	0		0		0
Vote by Mail	0		0		0
Mail Ballot	1	100.00%	0	0.00%	1
Total	1	100.00%	0	0.00%	1
7050529					
Poll Place	0		0		0
Vote by Mail	0		0		0
Mail Ballot	0		0		0
Total	0		0		0
7050542					
Poll Place	0		0		0
Vote by Mail	0		0		0
Mail Ballot	181	80.44%	44	19.56%	225
Total	181	80.44%	44	19.56%	225
7050551					
Poll Place	0		0		0
Vote by Mail	0		0		0
Mail Ballot	149	66.22%	76	33.78%	225
Total	149	66.22%	76	33.78%	225

Precinct	Registered Voters
7050561	
Poll Place	227
Vote by Mail	227
Mail Ballot	227
Total	227
7050702	
Poll Place	236
Vote by Mail	236
Mail Ballot	236
Total	236
7050707	
Poll Place	249
Vote by Mail	249
Mail Ballot	249
Total	249
7050713	
Poll Place	355
Vote by Mail	355
Mail Ballot	355
Total	355
7050726	
Poll Place	298
Vote by Mail	298
Mail Ballot	298
Total	298
7050764	
Poll Place	0
Vote by Mail	0
Mail Ballot	0
Total	0

Precinct	Bonds Yes		Bonds No		Total Votes
7050561					
Poll Place	0		0		0
Vote by Mail	0		0		0
Mail Ballot	102	80.95%	24	19.05%	126
Total	102	80.95%	24	19.05%	126
7050702					
Poll Place	0		0		0
Vote by Mail	0		0		0
Mail Ballot	100	75.19%	33	24.81%	133
Total	100	75.19%	33	24.81%	133
7050707					
Poll Place	0		0		0
Vote by Mail	0		0		0
Mail Ballot	106	75.71%	34	24.29%	140
Total	106	75.71%	34	24.29%	140
7050713					
Poll Place	0		0		0
Vote by Mail	0		0		0
Mail Ballot	143	68.42%	66	31.58%	209
Total	143	68.42%	66	31.58%	209
7050726					
Poll Place	0		0		0
Vote by Mail	0		0		0
Mail Ballot	117	59.09%	81	40.91%	198
Total	117	59.09%	81	40.91%	198
7050764					
Poll Place	0		0		0
Vote by Mail	0		0		0
Mail Ballot	0		0		0
Total	0		0		0

Precinct	Registered Voters
7051233	
Poll Place	284
Vote by Mail	284
Mail Ballot	284
Total	284
7051972	
Poll Place	7
Vote by Mail	7
Mail Ballot	7
Total	7
Kern County - Total	21,962
Cumulative	
Cumulative	
Poll Place	0
Vote by Mail	0
Mail Ballot	0
Total	0
Cumulative - Total	0
County - Total	21,962

Precinct	Bonds Yes		Bonds No		Total Votes
7051233					
Poll Place	0		0		0
Vote by Mail	0		0		0
Mail Ballot	101	62.35%	61	37.65%	162
Total	101	62.35%	61	37.65%	162
7051972					
Poll Place	0		0		0
Vote by Mail	0		0		0
Mail Ballot	3	75.00%	1	25.00%	4
Total	3	75.00%	1	25.00%	4
Kern County - Total	9,198	71.45%	3,675	28.55%	12,873
Cumulative					
Cumulative					
Poll Place	0		0		0
Vote by Mail	0		0		0
Mail Ballot	0		0		0
Total	0		0		0
Cumulative - Total	0		0		0
County - Total	9,198	71.45%	3,675	28.55%	12,873

WASCO UNION SCHOOL DISTRICT Bond Measure H (Vote for 1)

Precinct	Registered Voters
County	
Kern County	
0043510	
Poll Place	877
Vote by Mail	877
Mail Ballot	877
Total	877
0043520	
Poll Place	808
Vote by Mail	808
Mail Ballot	808
Total	808
0043540	
Poll Place	994
Vote by Mail	994
Mail Ballot	994
Total	994
0043567	
Poll Place	1,459
Vote by Mail	1,459
Mail Ballot	1,459
Total	1,459
0043568	
Poll Place	1,533
Vote by Mail	1,533
Mail Ballot	1,533
Total	1,533

Precinct	Bonds Yes		Bonds No		Total Votes
County					
Kern County					
0043510					
Poll Place	63	49.22%	65	50.78%	128
Vote by Mail	211	45.67%	251	54.33%	462
Mail Ballot	0		0		0
Total	274	46.44%	316	53.56%	590
0043520					
Poll Place	42	56.00%	33	44.00%	75
Vote by Mail	192	52.17%	176	47.83%	368
Mail Ballot	0		0		0
Total	234	52.82%	209	47.18%	443
0043540					
Poll Place	33	50.77%	32	49.23%	65
Vote by Mail	268	40.67%	391	59.33%	659
Mail Ballot	0		0		0
Total	301	41.57%	423	58.43%	724
0043567					
Poll Place	78	60.47%	51	39.53%	129
Vote by Mail	419	53.58%	363	46.42%	782
Mail Ballot	0		0		0
Total	497	54.56%	414	45.44%	911
0043568					
Poll Place	66	57.39%	49	42.61%	115
Vote by Mail	446	56.74%	340	43.26%	786
Mail Ballot	0		0		0
Total	512	56.83%	389	43.17%	901

Precinct	Registered Voters
0043570	
Poll Place	810
Vote by Mail	810
Mail Ballot	810
Total	810
0043572	
Poll Place	887
Vote by Mail	887
Mail Ballot	887
Total	887
7011200	
Poll Place	0
Vote by Mail	0
Mail Ballot	0
Total	0
7011290	
Poll Place	224
Vote by Mail	224
Mail Ballot	224
Total	224
7013569	
Poll Place	0
Vote by Mail	0
Mail Ballot	0
Total	0
7041930	
Poll Place	50
Vote by Mail	50
Mail Ballot	50
Total	50

Precinct	Bonds Yes		Bonds No		Total Votes
0043570					
Poll Place	37	49.33%	38	50.67%	75
Vote by Mail	212	47.43%	235	52.57%	447
Mail Ballot	0		0		0
Total	249	47.70%	273	52.30%	522
0043572					
Poll Place	53	60.92%	34	39.08%	87
Vote by Mail	220	51.16%	210	48.84%	430
Mail Ballot	0		0		0
Total	273	52.80%	244	47.20%	517
7011200					
Poll Place	0		0		0
Vote by Mail	0		0		0
Mail Ballot	0		0		0
Total	0		0		0
7011290					
Poll Place	0		0		0
Vote by Mail	0		0		0
Mail Ballot	56	34.78%	105	65.22%	161
Total	56	34.78%	105	65.22%	161
7013569					
Poll Place	0		0		0
Vote by Mail	0		0		0
Mail Ballot	0		0		0
Total	0		0		0
7041930					
Poll Place	0		0		0
Vote by Mail	0		0		0
Mail Ballot	11	32.35%	23	67.65%	34
Total	11	32.35%	23	67.65%	34

Precinct	Registered Voters
7043561	
Poll Place	227
Vote by Mail	227
Mail Ballot	227
Total	227
7043576	
Poll Place	0
Vote by Mail	0
Mail Ballot	0
Total	0
Kern County - Total	7,869
Cumulative	
Cumulative	
Poll Place	0
Vote by Mail	0
Mail Ballot	0
Total	0
Cumulative - Total	0
County - Total	7,869

Precinct	Bonds Yes		Bonds No		Total Votes
7043561					
Poll Place	0		0		0
Vote by Mail	0		0		0
Mail Ballot	59	46.46%	68	53.54%	127
Total	59	46.46%	68	53.54%	127
7043576					
Poll Place	0		0		0
Vote by Mail	0		0		0
Mail Ballot	0		0		0
Total	0		0		0
Kern County - Total	2,466	50.02%	2,464	49.98%	4,930
Cumulative					
Cumulative					
Poll Place	0		0		0
Vote by Mail	0		0		0
Mail Ballot	0		0		0
Total	0		0		0
Cumulative - Total	0		0		0
County - Total	2,466	50.02%	2,464	49.98%	4,930